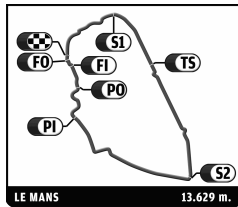




24 HEURES DU MANS 2011



24 HEURES DU MANS

ILMC

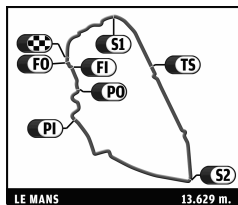
Qualifying 1

Provisional Classification by Driver Fastest Lap

Nr	Team	Car	Class	Driver	Time	Lap	Total	Gap	Kph	
1	8 Peugeot Sport Total	Peugeot 908	LM P1	Stephane Sarrazin	3:27.033	6	12		237.0	
2	2 Audi Sport Team Joest	Audi R18 TDI	LM P1	André Lotterer	3:27.939	6	7	0.906	0.906	236.0
3	1 Audi Sport Team Joest	Audi R18 TDI	LM P1	Mike Rockenfeller	3:27.949	2	7	0.916	0.010	235.9
4	3 Audi Sport North America	Audi R18 TDI	LM P1	Allan McNish	3:28.301	3	4	1.268	0.352	235.5
5	7 Peugeot Sport Total	Peugeot 908	LM P1	Alex Wurz	3:28.796	4	10	1.763	0.495	235.0
6	9 Team Peugeot Total	Peugeot 908	LM P1	Sebastien Bourdais	3:29.466	4	10	2.433	0.670	234.2
7	10 Team Oreca Matmut	Peugeot 908 HDI-FAP	LM P1	Loic Duval	3:30.084	11	12	3.051	0.618	233.5
8	3 Audi Sport North America	Audi R18 TDI	LM P1	Tom Kristensen	3:30.303	3	9	3.270	0.219	233.3
9	9 Team Peugeot Total	Peugeot 908	LM P1	Pedro Lamy	3:30.854	7	14	3.821	0.551	232.7
10	8 Peugeot Sport Total	Peugeot 908	LM P1	Franck Montagny	3:31.378	2	6	4.345	0.524	232.1
11	7 Peugeot Sport Total	Peugeot 908	LM P1	Marc Gene	3:31.581	8	17	4.548	0.203	231.9
12	3 Audi Sport North America	Audi R18 TDI	LM P1	Rinaldo Capello	3:33.096	4	15	6.063	1.515	230.2
13	9 Team Peugeot Total	Peugeot 908	LM P1	Simon Pagenaud	3:33.493	3	4	6.460	0.397	229.8
14	2 Audi Sport Team Joest	Audi R18 TDI	LM P1	Benoit Treluyer	3:33.920	9	12	6.887	0.427	229.4
15	2 Audi Sport Team Joest	Audi R18 TDI	LM P1	Marcel Fassler	3:34.805	6	10	7.772	0.885	228.4
16	8 Peugeot Sport Total	Peugeot 908	LM P1	Nicolas Minassian	3:34.842	3	4	7.809	0.037	228.4
17	10 Team Oreca Matmut	Peugeot 908 HDI-FAP	LM P1	Nicolas Lapierre	3:35.256	3	6	8.223	0.414	227.9
18	16 Pescarolo Team	Pescarolo Judd	LM P1	Julien Jousse	3:35.456	3	5	8.423	0.200	227.7
19	1 Audi Sport Team Joest	Audi R18 TDI	LM P1	Timo Bernhard	3:35.637	2	3	8.604	0.181	227.5
20	16 Pescarolo Team	Pescarolo Judd	LM P1	Emmanuel Collard	3:36.972	2	7	9.939	1.335	226.1
21	12 Rebellion Racing	Lola B 10/60 Coupe-Toyota	LM P1	Neel Jani	3:37.404	4	5	10.371	0.432	225.7
22	10 Team Oreca Matmut	Peugeot 908 HDI-FAP	LM P1	Olivier Panis	3:37.621	6	7	10.588	0.217	225.5
23	13 Rebellion Racing	Lola B 10/60 Coupe-Toyota	LM P1	Andrea Belicchi	3:38.351	3	4	11.318	0.730	224.7
24	15 Oak Racing	Oak Pescarolo-Judd	LM P1	Tiago Monteiro	3:39.672	5	10	12.639	1.321	223.4
25	15 Oak Racing	Oak Pescarolo-Judd	LM P1	Guillaume Moreau	3:40.996	4	5	13.963	1.324	222.0
26	20 Quifel-Asm Team	Zytek 09 SC	LM P1	Olivier Pla	3:41.019	6	6	13.986	0.023	222.0
27	13 Rebellion Racing	Lola B 10/60 Coupe-Toyota	LM P1	J.Christophe Boullion	3:41.038	2	4	14.005	0.019	222.0
28	13 Rebellion Racing	Lola B 10/60 Coupe-Toyota	LM P1	Guy Smith	3:41.513	2	6	14.480	0.475	221.5
29	42 Strakka Racing		LM P2	Jonny Kane	3:42.615	4	5	15.582	1.102	220.4
30	26 Signatech Nissan	Oreca 03-Nissan	LM P2	Franck Mailleux	3:43.124	8	9	16.091	0.509	219.9
31	48 Team Oreca Matmut	Oreca 03-Nissan	LM P2	Alexandre Premat	3:43.654	6	8	16.621	0.530	219.4
32	41 Greaves Motorsport	Zytek Nissan	LM P2	Tom Kimber-Smith	3:43.814	3	7	16.781	0.160	219.2
33	12 Rebellion Racing	Lola B 10/60 Coupe-Toyota	LM P1	Jeroen Bleekemolen	3:44.041	3	9	17.008	0.227	219.0
34	40 Race Performance	Oreca 03-Judd BMW	LM P2	Ralph Meichtry	3:44.294	8	12	17.261	0.253	218.8
35	22 Kronos Racing	Lola Aston Martin	LM P1	Vanina Ickx	3:44.415	4	5	17.382	0.121	218.6
36	20 Quifel-Asm Team	Zytek 09 SC	LM P1	Warren Hughes	3:45.367	5	6	18.334	0.952	217.7
37	39 Pecom Racing	Lola B11/40-Judd Bmw	LM P2	Pierre Kaffer	3:45.997	7	10	18.964	0.630	217.1
38	26 Signatech Nissan	Oreca 03-Nissan	LM P2	Lucas Ordoñez	3:46.188	9	10	19.155	0.191	216.9
39	36 RML		LM P2	Tommy Erdos	3:47.308	3	12	20.275	1.120	215.8
40	12 Rebellion Racing	Lola B 10/60 Coupe-Toyota	LM P1	Nicolas Prost	3:47.585	5	6	20.552	0.277	215.6
41	5 Hope Racing	Oreca Swiss Hy Tech-Hybrid	LM P1	Steve Zacchia	3:47.691	9	10	20.658	0.106	215.5
42	48 Team Oreca Matmut	Oreca 03-Nissan	LM P2	Dominick Kraihamer	3:47.911	2	7	20.878	0.220	215.3
43	49 Oak Racing	Oak Pescarolo-BMW	LM P2	Nicolas De Crem	3:48.211	8	10	21.178	0.300	215.0
44	24 Oak Racing	Oak Pescarolo-Judd	LM P1	Jean-François Yvon	3:48.852	9	10	21.819	0.641	214.4
45	42 Strakka Racing		LM P2	Danny Watts	3:48.902	7	10	21.869	0.050	214.3
46	40 Race Performance	Oreca 03-Judd BMW	LM P2	Michel Frey	3:49.581	3	4	22.548	0.679	213.7
47	15 Oak Racing	Oak Pescarolo-Judd	LM P1	Pierre Ragues	3:49.608	3	3	22.575	0.027	213.7
48	40 Race Performance	Oreca 03-Judd BMW	LM P2	Marc Rostan	3:50.333	5	6	23.300	0.725	213.0
49	24 Oak Racing	Oak Pescarolo-Judd	LM P1	Jacques Nicolet	3:50.377	3	4	23.344	0.044	213.0
50	24 Oak Racing	Oak Pescarolo-Judd	LM P1	Richard Hein	3:50.984	8	8	23.951	0.607	212.4
51	33 Level 5 Motorsports		LM P2	Christophe Bouchut	3:51.149	7	9	24.116	0.165	212.3
52	36 RML		LM P2	Ben Collins	3:51.159	6	7	24.126	0.010	212.3
53	44 Extreme Limite AM Paris	Norma M200P-Judd BMW	LM P2	Fabien Rosier	3:51.438	4	5	24.405	0.279	212.0
54	39 Pecom Racing	Lola B11/40-Judd Bmw	LM P2	Matias Russo	3:51.539	4	5	24.506	0.101	211.9
55	49 Oak Racing	Oak Pescarolo-BMW	LM P2	Shinji Nakano	3:51.549	3	5	24.516	0.010	211.9
56	20 Quifel-Asm Team	Zytek 09 SC	LM P1	Miguel Amaral	3:51.772	4	4	24.739	0.223	211.7
57	22 Kronos Racing	Lola Aston Martin	LM P1	Bas Leinders	3:51.884	3	5	24.851	0.112	211.6
58	41 Greaves Motorsport	Zytek Nissan	LM P2	Karim Ojje	3:51.964	2	3	24.931	0.080	211.5
59	41 Greaves Motorsport	Zytek Nissan	LM P2	Olivier Lombard	3:52.056	4	7	25.023	0.092	211.4
60	49 Oak Racing	Oak Pescarolo-BMW	LM P2	Jan Charouz	3:52.160	2	4	25.127	0.104	211.3
61	48 Team Oreca Matmut	Oreca 03-Nissan	LM P2	David Hallyday	3:54.474	9	11	27.441	2.314	209.3
62	26 Signatech Nissan	Oreca 03-Nissan	LM P2	Soheil Ayari	3:54.515	2	3	27.482	0.041	209.2
63	39 Pecom Racing	Lola B11/40-Judd Bmw	LM P2	Luis Perez-Companc	3:55.479	4	5	28.446	0.964	208.4
64	009 Aston Martin Racing	Aston Martin AMR-One	LM P1	Andy Meyrick	3:56.637	2	3	29.604	1.158	207.3
65	007 Aston Martin Racing	Aston Martin AMR-One	LM P1	Christian Klein	3:56.847	4	5	29.814	0.210	207.2
66	35 Oak Racing	Oak Pescarolo-Judd BMW	LM P2	Andrea Barlesi	3:57.453	5	8	30.420	0.606	206.6
67	56 BMW Motorsport	BMW M3 GT	LM GTE Pro	Andy Priaux	3:58.426	4	10	31.393	0.973	205.8
68	5 Hope Racing	Oreca Swiss Hy Tech-Hybrid	LM P1	Jan Lammers	3:58.514	2	2	31.481	0.088	205.7



24 HEURES DU MANS 2011



24 HEURES DU MANS

ILMC

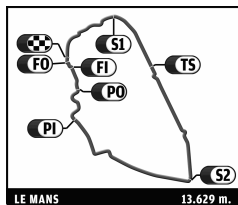
Qualifying 1

Provisional Classification by Driver Fastest Lap

Nr	Team	Car	Class	Driver	Time	Lap	Total	Gap	Kph
69	009 Aston Martin Racing	Aston Martin AMR-One	LM P1	Harold Primat	3:58.875	2	3	31.842 0.361	205.4
70	51 AF Corse Srl	Ferrari 458 Italia	LM GTE Pro	Gianmaria Bruni	3:58.989	3	9	31.956 0.114	205.3
71	55 BMW Motorsport	BMW M3 GT	LM GTE Pro	Jörg Müller	3:59.321	5	7	32.288 0.332	205.0
72	55 BMW Motorsport	BMW M3 GT	LM GTE Pro	Augusto Farfus	3:59.353	2	8	32.320 0.032	205.0
73	74 Corvette Racing	Chevrolet Corvette C6 ZR1	LM GTE Pro	Jan Magnussen	3:59.519	2	8	32.486 0.166	204.8
74	73 Corvette Racing	Chevrolet Corvette C6 ZR1	LM GTE Pro	Olivier Beretta	3:59.633	2	6	32.600 0.114	204.7
75	59 Luxury Racing	Ferrari 458 Italia	LM GTE Pro	Jaime Melo	3:59.901	2	6	32.868 0.268	204.5
76	75 Prospeed Competition	Porsche 911 RSR (997)	LM GTE Pro	Marco Holzer	3:59.962	4	11	32.929 0.061	204.5
77	77 Team Felbermayr-Proton	Porsche 911 RSR (997)	LM GTE Pro	Marc Lieb	3:59.998	3	5	32.965 0.036	204.4
78	89 Hankook-Team Farnbacher	Ferrari 458 Italia	LM GTE Pro	Allan Simonsen	4:00.260	2	3	33.227 0.262	204.2
79	79 Jota	Aston Martin Vantage	LM GTE Pro	Sam Hancock	4:00.747	5	8	33.714 0.487	203.8
80	35 Oak Racing	Oak Pescarolo-Judd BMW	LM P2	Patrice Lafargue	4:00.772	10	11	33.739 0.025	203.8
81	56 BMW Motorsport	BMW M3 GT	LM GTE Pro	Joey Hand	4:00.877	9	10	33.844 0.105	203.7
82	80 Flying Lizard Motorsports	Porsche 911 RSR (997)	LM GTE Pro	Jörg Bergmeister	4:01.480	3	4	34.447 0.603	203.2
83	009 Aston Martin Racing	Aston Martin AMR-One	LM P1	Adrian Fernandez	4:01.562	5	6	34.529 0.082	203.1
84	42 Strakka Racing	LM P2	Nick Leventis	4:01.758	5	8	34.725 0.196	202.9	
85	58 Luxury Racing	Ferrari 458 Italia	LM GTE Pro	Anthony Beltoise	4:02.017	8	9	34.984 0.259	202.7
86	88 Team Felbermayr-Proton	Porsche 911 RSR (997)	LM GTE Pro	Nick Tandy	4:02.049	3	6	35.016 0.032	202.7
87	55 BMW Motorsport	BMW M3 GT	LM GTE Pro	Dirk Werner	4:02.198	7	9	35.165 0.149	202.6
88	74 Corvette Racing	Chevrolet Corvette C6 ZR1	LM GTE Pro	Oliver Gavin	4:02.879	3	7	35.846 0.681	202.0
89	77 Team Felbermayr-Proton	Porsche 911 RSR (997)	LM GTE Pro	Wolf Henzler	4:03.006	4	8	35.973 0.127	201.9
90	89 Hankook-Team Farnbacher	Ferrari 458 Italia	LM GTE Pro	Dominik Farnbacher	4:03.453	5	17	36.420 0.447	201.5
91	70 Larbre Competition	Porsche 911 RSR (997)	LM GTE Am	Jean-Philippe Belloc	4:03.918	6	8	36.885 0.465	201.2
92	56 BMW Motorsport	BMW M3 GT	LM GTE Pro	Dirk Müller	4:04.255	5	6	37.222 0.337	200.9
93	81 Flying Lizard Motorsports	Porsche 911 RSR (997)	LM GTE Am	Spencer Pumpelly	4:04.747	12	14	37.714 0.492	200.5
94	60 Gulf AMR Middle East	Aston Martin Vantage	LM GTE Am	Fabien Giroix	4:04.825	2	4	37.792 0.078	200.4
95	73 Corvette Racing	Chevrolet Corvette C6 ZR1	LM GTE Pro	Antonio Garcia	4:04.966	6	9	37.933 0.141	200.3
96	63 Proton Competition	Porsche 911 RSR (997)	LM GTE Am	Horst Felbermayr Jr.	4:05.154	4	5	38.121 0.188	200.1
97	51 AF Corse Srl	Ferrari 458 Italia	LM GTE Pro	Toni Vilander	4:05.319	2	3	38.286 0.165	200.0
98	59 Luxury Racing	Ferrari 458 Italia	LM GTE Pro	Stéphane Ortelli	4:05.388	3	8	38.355 0.069	199.9
99	57 Krohn Racing	Ferrari F430	LM GTE Am	Niclas Jonsson	4:05.856	6	13	38.823 0.468	199.6
100	50 Larbre Competition	Chevrolet Corvette C6 ZR1	LM GTE Am	Julien Canal	4:05.955	5	11	38.922 0.099	199.5
101	73 Corvette Racing	Chevrolet Corvette C6 ZR1	LM GTE Pro	Tommy Milner	4:06.167	2	7	39.134 0.212	199.3
102	74 Corvette Racing	Chevrolet Corvette C6 ZR1	LM GTE Pro	Richard Westbrook	4:06.317	5	6	39.284 0.150	199.2
103	51 AF Corse Srl	Ferrari 458 Italia	LM GTE Pro	Giancarlo Fisichella	4:06.477	7	7	39.444 0.160	199.1
104	59 Luxury Racing	Ferrari 458 Italia	LM GTE Pro	Frédéric Makowiecki	4:06.691	3	5	39.658 0.214	198.9
105	66 JMW Motorsport	Ferrari 458 Italia	LM GTE Pro	Rob Bell	4:06.884	5	8	39.851 0.193	198.7
106	77 Team Felbermayr-Proton	Porsche 911 RSR (997)	LM GTE Pro	Richard Lietz	4:06.967	4	5	39.934 0.083	198.7
107	65 Lotus Jettalliance	Lotus Evora	LM GTE Pro	Johnny Mowlen	4:07.465	5	7	40.432 0.498	198.3
108	44 Extreme Limite AM Paris	Norma M200P-Judd BMW	LM P2	Jean-René De Fourmoux	4:08.130	6	6	41.097 0.665	197.7
109	75 Prospeed Competition	Porsche 911 RSR (997)	LM GTE Pro	Jaap Van Lagen	4:08.194	8	11	41.161 0.064	197.7
110	71 AF Corse	Ferrari 458 Italia	LM GTE Pro	Rui Aguas	4:08.213	5	7	41.180 0.019	197.7
111	36 RML	LM P2	Mike Newton	4:08.293	4	5	41.260 0.080	197.6	
112	88 Team Felbermayr-Proton	Porsche 911 RSR (997)	LM GTE Pro	Abdulaziz Al-Faisal	4:09.201	7	8	42.168 0.908	196.9
113	80 Flying Lizard Motorsports	Porsche 911 RSR (997)	LM GTE Pro	Lucas Luhr	4:09.216	5	6	42.183 0.015	196.9
114	79 Jota	Aston Martin Vantage	LM GTE Pro	Simon Dolan	4:09.993	3	4	42.960 0.777	196.3
115	58 Luxury Racing	Ferrari 458 Italia	LM GTE Pro	Pierre Thiriet	4:10.054	5	5	43.021 0.061	196.2
116	65 Lotus Jettalliance	Lotus Evora	LM GTE Pro	James Rossiter	4:10.096	8	13	43.063 0.042	196.2
117	81 Flying Lizard Motorsports	Porsche 911 RSR (997)	LM GTE Am	Darren Law	4:10.145	3	4	43.112 0.049	196.1
118	61 AF Corse SRL	Ferrari F430	LM GTE Am	Marco Cioci	4:10.316	2	2	43.283 0.171	196.0
119	83 JMB Racing	Ferrari F430	LM GTE Am	Nicolas Marroc	4:10.335	4	4	43.302 0.019	196.0
120	89 Hankook-Team Farnbacher	Ferrari 458 Italia	LM GTE Pro	Leh Keen	4:10.358	3	3	43.325 0.023	196.0
121	79 Jota	Aston Martin Vantage	LM GTE Pro	Chris Buncombe	4:10.974	3	5	43.941 0.616	195.5
122	44 Extreme Limite AM Paris	Norma M200P-Judd BMW	LM P2	Philippe Haezebrouck	4:10.995	7	8	43.962 0.021	195.5
123	80 Flying Lizard Motorsports	Porsche 911 RSR (997)	LM GTE Pro	Patrick Long	4:11.535	3	4	44.502 0.540	195.1
124	66 JMW Motorsport	Ferrari 458 Italia	LM GTE Pro	Xavier Maassen	4:12.533	2	3	45.500 0.998	194.3
125	58 Luxury Racing	Ferrari 458 Italia	LM GTE Pro	François Jakubowski	4:12.578	4	9	45.545 0.045	194.3
126	70 Larbre Competition	Porsche 911 RSR (997)	LM GTE Am	Christophe Bourret	4:14.056	6	7	47.023 1.478	193.1
127	70 Larbre Competition	Porsche 911 RSR (997)	LM GTE Am	Pascal Gibon	4:14.340	7	8	47.307 0.284	192.9
128	88 Team Felbermayr-Proton	Porsche 911 RSR (997)	LM GTE Pro	Bryce Miller	4:14.610	2	2	47.577 0.270	192.7
129	007 Aston Martin Racing	Aston Martin AMR-One	LM P1	Darren Turner	4:15.023	2	2	47.990 0.413	192.4
130	5 Hope Racing	Oreca Swiss Hy Tech-Hybrid	LM P1	Casper Elgaard	4:15.395	4	5	48.362 0.372	192.1
131	50 Larbre Competition	Chevrolet Corvette C6 ZR1	LM GTE Am	Gabriele Gardel	4:16.067	2	2	49.034 0.672	191.6
132	50 Larbre Competition	Chevrolet Corvette C6 ZR1	LM GTE Am	Patrick Borhanuser	4:16.955	4	5	49.922 0.888	190.9
133	64 Lotus Jettalliance	Lotus Evora	LM GTE Pro	Martin Rich	4:17.379	5	7	50.346 0.424	190.6
134	83 JMB Racing	Ferrari F430	LM GTE Am	Manuel Rodrigues	4:18.146	6	8	51.113 0.767	190.1
135	63 Proton Competition	Porsche 911 RSR (997)	LM GTE Am	Christian Ried	4:18.837	7	7	51.804 0.691	189.6
136	60 Gulf AMR Middle East	Aston Martin Vantage	LM GTE Am	Michael Wainwright	4:18.951	3	3	51.918 0.114	189.5



24 HEURES DU MANS 2011



24 HEURES DU MANS

ILMC

Qualifying 1

Provisional Classification by Driver Fastest Lap

Nr	Team	Car	Class	Driver	Time	Lap	Total	Gap	Kph
137	35 Oak Racing	Oak Pescarolo-Judd BMW	LM P2	Frédéric Da Rocha	4:19.088	3	3	52.055 0.137	189.4
138	57 Krohn Racing	Ferrari F430	LM GTE Am	Tracy Krohn	4:22.719	2	3	55.686 3.631	186.8
139	71 AF Corse	Ferrari 458 Italia	LM GTE Pro	Michael Waltrip	4:22.843	13	13	55.810 0.124	186.7
140	63 Proton Competition	Porsche 911 RSR (997)	LM GTE Am	Horst Felbermayr	4:24.058	5	6	57.025 1.215	185.8
141	62 CRS Racing	Ferrari F430	LM GTE Am	Roger Wills	4:26.249	2	3	59.216 2.191	184.3
142	81 Flying Lizard Motorsports	Porsche 911 RSR (997)	LM GTE Am	Seth Neiman	4:26.618	2	3	59.585 0.369	184.0
143	66 JMW Motorsport	Ferrari 458 Italia	LM GTE Pro	Tim Sugden	4:26.988	2	2	59.955 0.370	183.8
144	62 CRS Racing	Ferrari F430	LM GTE Am	Pierre Ehret	4:28.232	2	3	1'01.199 1.244	182.9
145	64 Lotus Jetalliance	Lotus Evora	LM GTE Pro	Oskar Slingerland	4:30.058	3	6	1'03.025 1.826	181.7
146	62 CRS Racing	Ferrari F430	LM GTE Am	Shaun Lynn	5:13.959	2	3	1'46.926 43.901	156.3
147	64 Lotus Jetalliance	Lotus Evora	LM GTE Pro	John Hartshorne					
148	33 Level 5 Motorsports	Lola Coupe-Handa Performance Development	LM P2	Joao Barbosa					
149	65 Lotus Jetalliance	Lotus Evora	LM GTE Pro	Jonathan Hirschi					
150	75 Prospeed Competition	Porsche 911 RSR (997)	LM GTE Pro	Marc Goossens					
151	71 AF Corse	Ferrari 458 Italia	LM GTE Pro	Robert Kauffman					
152	33 Level 5 Motorsports	Lola Coupe-Handa Performance Development	LM P2	Scott Tucker					
153	7 Peugeot Sport Total	Peugeot 908	LM P1	Anthony Davidson					
154	1 Audi Sport Team Joest	Audi R18 TDI	LM P1	Romain Dumas			1		
155	16 Pescarolo Team	Pescarolo Judd	LM P1	Christophe Tinseau					
156	007 Aston Martin Racing	Aston Martin AMR-One	LM P1	Stephane Mucke					
157	22 Kronos Racing	Lola Aston Martin	LM P1	Maxime Martin			1		
158	68 Robertson Racing LLC	Ford GT-Doran	LM GTE Am	David Robertson					
159	61 AF Corse SRL	Ferrari F430	LM GTE Am	Sean Breslin					
160	68 Robertson Racing LLC	Ford GT-Doran	LM GTE Am	Andrea Robertson			1		
161	83 JMB Racing	Ferrari F430	LM GTE Am	Jean-Marc Menahem					
162	68 Robertson Racing LLC	Ford GT-Doran	LM GTE Am	David Murry					
163	61 AF Corse SRL	Ferrari F430	LM GTE Am	Piergiuseppe Perazzini					
164	76 Imsa Performance Matmut	Porsche 911 RSR (997)	LM GTE Pro	Raymond Narac					
165	76 Imsa Performance Matmut	Porsche 911 RSR (997)	LM GTE Pro	Patrick Pilet					
166	76 Imsa Performance Matmut	Porsche 911 RSR (997)	LM GTE Pro	Nicolas Armindo					
167	60 Gulf AMR Middle East	Aston Martin Vantage	LM GTE Am	Roald Goethe					
168	57 Krohn Racing	Ferrari F430	LM GTE Am	Michele Rugolo			1		

Published at:

Track Status:

DRY

Race Director:

Timekeeper: