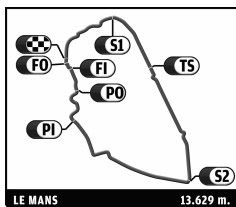




# 24 HEURES DU MANS 2011



## 24 HEURES DU MANS

ILMC

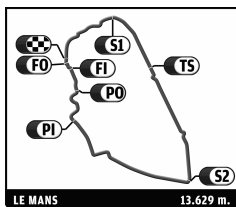
Race

### Pit Stop Analysis

Team	Class	Race Time	Laps	Pit Time	Stops	PIT STOPS												
						P. In	Time	P. In	Time	P. In	Time							
1 Audi Sport Team Joest	LM P1	7:37:45.596	116	10:08.569	10	1	31:48	49.9	2	2:08:33	52.7	3	2:34:21	1:49.3				
						4	3:15:19	52.5	5	3:55:01	53.7	6	4:34:49	52.4				
						7	5:15:23	1:18.0	8	5:55:37	54.8	9	6:35:49	52.0				
						10	7:15:31	52.8										
2 Audi Sport Team Joest	LM P1	24:02:21.525	355	33:56.168	31	1	35:16	53.5	2	2:08:34	53.6	3	2:48:22	53.1				
						4	3:28:06	1:26.5	5	4:08:35	52.8	6	4:48:27	53.2				
						7	5:28:31	52.6	8	6:08:42	1:17.5	9	6:48:49	53.0				
						10	7:25:04	50.2	11	9:20:40	3:11.6	12	10:31:46	52.0				
						13	11:11:44	53.1	14	11:52:20	54.7	15	12:28:58	1:44.2				
						16	13:09:56	54.0	17	13:46:17	51.8	18	14:41:12	51.2				
						19	15:36:11	1:16.7	20	16:12:25	51.6	21	16:58:23	2:17.2				
						22	17:42:58	52.0	23	18:18:38	51.4	24	18:58:07	53.4				
						25	19:37:51	54.4	26	20:17:48	1:19.9	27	20:57:38	53.5				
						28	21:38:52	51.9	29	22:24:45	52.8	30	23:04:22	52.8				
						31	23:22:46	1:08.5										
						3 Audi Sport North America	LM P1	50:17.657	14	51.393	1	31:51	51.3					
						5 Hope Racing	LM P1	13:44:09.589	115	4:39:34.663	20	1	31:17	1:04.7	2	2:02:49	57.8	3
4	2:42:27	1:11:53.0	5	4:04:13	25:07.2							6	5:08:41	1:05.3				
7	5:48:44	1:02.9	8	6:28:59	1:27.7							9	6:42:36	14:55.8				
10	7:05:49	11:43.2	11	7:22:23	43:07.4							12	8:30:12	30:03.6				
13	9:23:40	8:22.5	14	10:03:05	1:41.5							15	10:41:47	1:47.7				
16	11:04:26	2:35.2	17	11:48:14	25:19.1							18	12:37:33	8:01.0				
19	12:55:29	12:18.1	20	13:28:07	11:55.5													
7 Peugeot Sport Total	LM P1	24:03:06.661	351	43:55.626	28	1	39:05	54.6	2	2:15:42	52.6	3	2:59:05	1:22.9				
						4	3:43:07	56.6	5	4:26:40	55.2	6	5:10:28	57.1				
						7	5:54:00	1:20.5	8	6:38:07	54.3	9	7:22:18	1:08.6				
						10	9:09:19	4:13.5	11	10:34:04	54.2	12	11:17:43	55.6				
						13	12:01:28	1:24.4	14	12:45:28	55.3	15	13:28:35	55.6				
						16	14:27:02	52.9	17	15:06:59	2:19.9	18	16:04:58	57.1				
						19	17:05:10	2:48.6	20	17:50:06	1:02.9	21	18:33:18	55.5				
						22	18:48:19	10:19.5	23	19:41:16	54.3	24	20:24:45	54.3				
						25	21:08:03	1:03.9	26	21:50:28	1:16.4	27	22:35:27	53.3				
						28	23:18:56	54.6										
007Aston Martin Racing	LM P1	3:12:39.346	4	2:48:39.883	2	1	19:52	2:48:39.8	2	3:12:39	-							
8 Peugeot Sport Total	LM P1	24:03:24.956	353	38:40.491	30	1	35:32	52.6	2	1:46:33	4:05.5	3	2:39:08	52.3				
						4	3:22:43	54.4	5	4:06:14	55.0	6	4:49:53	1:23.2				
						7	5:34:06	52.2	8	6:18:02	54.1	9	7:02:25	1:24.0				
						10	7:43:30	2:57.3	11	10:12:39	1:22.8	12	10:56:50	54.8				
						13	11:40:39	54.5	14	12:24:10	54.6	15	13:07:50	1:25.1				
						16	13:52:12	54.0	17	14:51:41	1:23.2	18	15:28:29	1:08.6				
						19	16:04:54	53.9	20	17:05:07	2:50.3	21	17:46:33	52.4				
						22	17:57:59	1:24.4	23	18:27:31	52.8	24	19:10:45	1:23.6				
						25	19:54:26	53.9	26	20:38:53	53.3	27	21:19:58	1:21.5				
						28	22:03:07	1:18.4	29	22:46:57	53.4	30	23:30:22	52.9				
9 Team Peugeot Total	LM P1	24:02:35.379	355	34:18.837	28	1	39:04	1:06.8	2	2:12:16	51.8	3	2:55:48	1:19.4				
						4	3:39:38	53.9	5	4:23:53	54.6	6	5:07:39	1:21.3				
						7	5:51:52	54.5	8	6:35:48	56.4	9	7:13:09	1:22.0				
						10	9:01:22	3:57.2	11	10:33:51	53.3	12	11:17:05	1:20.7				
						13	12:01:22	53.8	14	12:44:49	54.1	15	13:28:07	54.7				
						16	14:23:17	1:17.3	17	15:07:21	1:56.5	18	16:04:54	52.9				
						19	16:43:10	2:45.7	20	17:43:04	53.4	21	18:25:58	53.8				
						22	19:09:19	1:19.8	23	19:52:55	54.0	24	20:36:46	53.8				
						25	21:17:03	1:18.7	26	22:00:08	50.8	27	22:43:32	54.1				
						28	23:23:10	52.1										
009Aston Martin Racing	LM P1	7:56.424	2		0													



# 24 HEURES DU MANS 2011



## 24 HEURES DU MANS

ILMC

Race

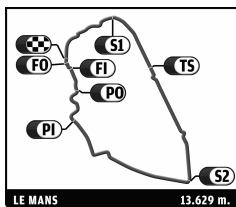
### Pit Stop Analysis

Team	Class	Race Time	Laps	Pit Time	Stops	PIT STOPS														
						P. In	Time	P. In	Time	P. In	Time									
10 Team Oreca Matmut	LM P1	24:04:09.307	339	1:03:28.562	32	1	35:52	53.0	2	2:00:30	2:22.3	3	2:42:16	53.7						
						4	3:22:41	1:22.0	5	3:59:55	54.8	6	4:40:27	56.8						
						7	5:17:04	53.6	8	5:57:31	1:23.1	9	6:35:25	54.3						
						10	7:13:11	1:23.4	11	8:53:35	4:04.4	12	10:27:12	1:17.2						
						13	11:04:14	55.8	14	11:27:28	15:19.1	15	12:22:28	55.2						
						16	12:59:33	52.9	17	13:36:29	1:25.4	18	14:34:22	1:24.6						
						19	15:31:02	1:26.3	20	16:07:57	1:09.4	21	17:10:11	57.1						
						22	17:46:58	1:22.0	23	18:27:26	56.0	24	19:05:17	1:28.4						
						25	19:45:58	55.6	26	20:27:03	1:27.2	27	21:07:32	56.1						
						28	21:20:15	6:51.3	29	21:50:20	1:34.5	30	22:07:50	1:04.6						
						31	22:49:20	3:18.1	32	23:28:56	1:49.0									
						12 Rebellion Racing	LM P1	24:04:19.858	338	36:00.728	30	1	37:00	46.2	2	2:11:04	45.6	3	2:56:15	46.9
												4	3:41:22	1:27.2	5	4:27:08	50.0	6	5:08:35	46.4
7	5:49:50	46.4	8	6:31:03	1:35.0							9	7:17:10	47.1						
10	9:04:50	3:23.9	11	10:25:39	2:02.9							12	10:58:40	2:24.3						
13	11:46:37	49.1	14	12:28:39	54.9							15	13:10:34	50.2						
16	13:52:10	1:35.1	17	14:31:06	44.4							18	15:31:06	53.8						
19	16:13:36	1:23.8	20	17:13:50	47.1							21	17:18:36	37.9						
22	17:48:40	1:35.9	23	18:34:23	1:07.0							24	19:20:06	49.5						
25	20:05:44	1:23.5	26	20:52:26	48.8							27	21:40:08	52.2						
28	21:49:28	1:18.6	29	22:37:45	1:25.4							30	23:24:36	1:40.2						
13 Rebellion Racing	LM P1	13:53:10.667	190	23:29.345	17							1	33:00	45.4	2	58:50	4:29.1	3	2:23:59	46.8
												4	3:05:02	48.9	5	3:49:59	1:25.9	6	4:35:50	48.5
												7	5:20:46	52.6	8	6:05:52	49.0	9	6:50:43	1:44.4
						10	7:37:10	55.7	11	9:56:50	3:51.1	12	10:24:55	1:11.5						
						13	11:10:50	51.4	14	11:53:11	59.1	15	12:28:19	1:31.8						
						16	13:07:03	47.9	17	13:48:31	49.3									
15 Oak Racing	LM P1	11:03:19.563	80	4:50:43.004	15	1	37:07	47.5	2	53:06	3:09.3	3	2:23:58	1:26.8						
						4	2:36:41	1:03.8	5	2:45:31	12:45.9	6	3:02:15	25:43.5						
						7	3:39:33	35:38.0	8	4:23:11	36:03.8	9	5:03:26	10:07.8						
						10	5:17:48	1:07:56.3	11	6:55:24	1:29.1	12	7:37:42	54.0						
						13	8:22:07	1:07:25.4	14	10:32:44	26:11.2	15	11:03:19	-						
16 Pescarolo Team	LM P1	21:43:59.484	305	43:20.132	27	1	32:57	47.1	2	52:16	3:56.9	3	2:27:20	50.6						
						4	3:08:33	1:23.1	5	3:50:00	47.6	6	4:30:57	48.2						
						7	5:12:09	1:38.3	8	5:54:05	50.2	9	6:35:13	47.9						
						10	7:16:24	1:24.5	11	8:40:45	3:50.2	12	10:21:49	48.6						
						13	11:03:28	1:30.1	14	11:45:35	48.2	15	12:26:56	48.2						
						16	13:08:16	1:23.5	17	13:49:54	1:02.7	18	14:45:46	48.6						
						19	15:29:40	1:19.4	20	16:11:26	49.6	21	17:10:20	48.6						
						22	17:51:55	10:52.9	23	18:42:43	1:13.7	24	19:24:02	48.5						
20 Quifel-Asm Team	LM P1	3:36:46.406	48	5:11.899	4	1	37:09	57.0	2	2:11:06	57.8	3	2:53:08	1:38.9						
						4	3:36:46	1:38.0												
22 Kronos Racing	LM P1	24:05:29.523	328	1:02:34.153	32	1	33:42	47.1	2	52:46	3:41.5	3	2:20:24	50.2						
						4	2:39:55	2:56.5	5	3:23:40	1:24.5	6	4:02:42	56.6						
						7	4:44:51	53.4	8	5:27:13	1:52.7	9	6:10:23	51.5						
						10	6:52:20	1:21.1	11	7:35:05	2:14.0	12	9:07:43	2:08.3						
						13	10:26:51	1:29.3	14	11:10:09	51.0	15	11:52:28	1:11.7						
						16	12:34:54	2:18.7	17	13:18:43	51.6	18	14:00:46	52.5						
						19	14:46:08	1:41.1	20	15:40:10	51.4	21	16:18:23	49.2						
						22	17:00:21	2:31.7	23	17:46:12	50.1	24	18:28:03	51.5						
						25	19:10:00	2:11.7	26	19:53:25	1:26.9	27	20:02:28	17:16.9						
						28	21:01:12	1:56.2	29	21:23:36	1:15.6	30	21:57:06	48.2						
						31	22:41:09	49.9	32	23:24:35	1:39.8									
						24 Oak Racing	LM P1	9:07:45.055	119	15:45.781	10	1	38:34	52.5	2	1:02:42	1:28.4	3	2:33:34	1:28.4
												4	3:16:56	51.3	5	3:59:49	48.9	6	4:42:30	1:27.0
7	5:25:56	50.5	8	6:08:37	5:30.1							9	7:00:11	1:29.9						
10	7:46:03	58.3																		





# 24 HEURES DU MANS 2011



## 24 HEURES DU MANS

ILMC

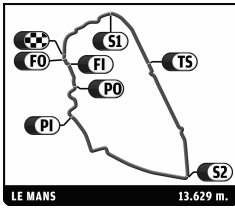
Race

### Pit Stop Analysis

Team	Class	Race Time	Laps	Pit Time	Stops	PIT STOPS														
						P. In	Time	P. In	Time	P. In	Time									
42 Strakka Racing	LM P2	11:15:47.171	144	21:30.370	15	1	38:16	56.5	2	2:05:33	1:26.2	3	2:48:46	58.4						
						4	3:35:27	59.5	5	4:22:07	1:34.9	6	5:11:48	59.4						
						7	6:00:37	2:28.6	8	6:18:22	26.1	9	6:49:08	1:00.8						
						10	7:35:55	59.0	11	8:17:30	2:36.3	12	10:03:12	1:25.6						
						13	10:50:37	1:01.1	14	10:55:43	44.7	15	11:15:47	3:52.6						
44 Extreme Limite AM Paris	LM P2	24:04:48.656	247	5:24:37.792	26	1	32:52	1:42.6	2	1:02:40	3:09.4	3	2:20:19	2:47.4						
						4	3:08:02	1:49.1	5	3:54:25	1:02.3	6	4:39:59	2:43.8						
						7	5:27:00	1:10.7	8	6:12:00	55.8	9	6:56:38	3:10.8						
						10	7:46:05	2:46.0	11	9:31:31	5:13.6	12	10:00:28	2:42.9						
						13	10:12:16	40:10.2	14	11:01:02	21:13.4	15	11:52:58	3:01:46.5						
						16	15:21:12	8:27.3	17	16:01:03	17:11.5	18	16:39:14	7:07.7						
						19	17:41:55	3:48.6	20	18:29:57	1:04.3	21	19:15:11	1:47.6						
						22	20:01:47	5:02.2	23	20:52:01	2:11.2	24	21:40:15	2:27.1						
						25	22:29:03	2:11.1	26	23:15:52	53.6									
						48 Team Oreca Matmut	LM P2	15:06:59.096	200	25:26.551	18	1	33:58	52.0	2	1:36:24	1:35.7	3	2:32:24	48.4
4	3:14:45	49.3	5	3:57:07	1:26.1							6	4:36:44	49.6						
7	5:19:19	50.7	8	6:02:03	1:34.1							9	6:46:21	56.0						
10	7:30:20	1:52.4	11	10:00:07	3:01.9							12	10:11:43	3:38.6						
13	10:50:17	1:27.2	14	11:33:40	58.5							15	12:16:34	1:25.5						
16	12:59:44	53.9	17	13:39:12	1:32.7							18	14:38:37	53.1						
49 Oak Racing	LM P2	24:04:08.003	313	1:27:10.689	32	1	34:26	48.1	2	1:39:25	1:51.2	3	2:41:38	1:35.0						
						4	3:01:20	1:30.0	5	3:45:22	50.7	6	4:28:42	1:43.5						
						7	5:12:33	59.4	8	5:55:40	1:48.4	9	6:39:20	1:08.2						
						10	7:22:40	1:43.4	11	9:12:50	3:20.4	12	10:30:16	1:37.6						
						13	11:15:14	1:01.1	14	11:59:24	1:07.1	15	12:43:21	1:55.0						
						16	13:27:41	1:00.2	17	14:25:00	51.9	18	15:07:16	19:11.8						
						19	16:09:38	51.1	20	17:10:23	1:01.8	21	17:53:52	4:39.8						
						22	18:41:26	1:00.9	23	19:25:37	1:49.8	24	19:31:36	10:55.0						
						25	19:46:33	7:10.7	26	19:57:43	1:53.3	27	20:07:29	2:09.8						
						28	20:30:13	1:28.6	29	21:13:30	1:24.0	30	21:50:50	1:43.0						
						31	22:37:56	5:11.2	32	23:26:20	1:47.2									
						50 Larbre Competition	LM GTE Am	24:02:24.244	302	35:53.410	22	1	50:34	1:01.7	2	2:31:04	1:32.6	3	3:27:15	59.2
												4	4:27:11	1:15.1	5	5:27:05	1:34.0	6	6:26:58	1:02.0
7	7:27:38	1:31.1	8	10:03:59	1:33.5							9	11:05:13	1:06.9						
10	12:06:47	1:48.4	11	13:08:14	1:05.6							12	14:00:26	4:53.2						
13	15:13:46	2:35.5	14	16:21:19	1:32.5							15	17:38:27	1:39.5						
16	18:39:46	1:20.1	17	19:40:39	1:43.8							18	20:42:00	2:44.7						
19	21:51:49	1:37.8	20	22:02:52	1:10.7							21	22:34:31	1:09.5						
22	23:34:55	55.0																		
51 AF Corse	LM GTE Pro	24:05:22.386	314	33:23.821	21							1	52:55	3:26.5	2	2:41:48	56.5	3	3:43:39	1:21.9
												4	4:45:34	56.0	5	5:13:42	1:32.1	6	6:15:51	53.1
						7	7:17:23	1:23.7	8	10:08:02	1:26.0	9	11:09:58	56.7						
						10	12:11:52	2:51.0	11	13:15:18	1:18.0	12	14:02:00	3:23.3						
						13	15:31:12	1:36.5	14	16:33:19	55.0	15	17:52:25	1:20.9						
55 BMW Motorsport	LM GTE Pro	21:34:16.710	276	44:39.609	21	1	52:58	3:24.5	2	2:41:54	55.7	3	3:39:21	1:23.1						
						4	3:54:45	4:06.1	5	4:55:28	56.4	6	5:53:09	1:19.5						
						7	6:50:59	56.4	8	8:09:38	5:07.8	9	10:32:26	56.5						
						10	11:30:17	1:21.5	11	12:29:05	56.9	12	12:50:47	1:13.1						
						13	13:13:53	1:08.8	14	14:26:38	54.8	15	15:22:57	3:26.8						
56 BMW Motorsport	LM GTE Pro	24:05:23.885	313	40:42.855	23	1	53:08	3:17.3	2	2:37:53	56.6	3	3:35:20	1:20.2						
						4	4:29:14	58.4	5	5:22:52	1:20.6	6	6:20:56	54.8						
						7	6:58:29	8:50.8	8	9:20:39	3:15.7	9	10:43:39	54.1						
						10	11:19:42	1:21.4	11	12:14:33	53.8	12	13:04:35	1:28.1						
						13	13:58:50	53.6	14	15:05:59	1:37.7	15	16:14:13	2:01.0						
16	16:50:50	1:48.6	17	17:56:09	55.8	18	18:49:58	1:24.6												
19	19:43:36	1:29.5	20	20:37:41	53.5	21	21:32:47	1:22.9												
22	22:28:47	52.9	23	23:18:30	1:49.9															



# 24 HEURES DU MANS 2011



## 24 HEURES DU MANS

ILMC

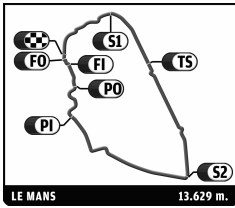
Race

### Pit Stop Analysis

Team	Class	Race Time	Laps	Pit Time	Stops	PIT STOPS														
						P. In	Time	P. In	Time	P. In	Time									
57 Krohn Racing	LM GTE Am	10:22:41.569	123	15:22.435	9	1	46:57	1:42.1	2	2:32:30	57.8	3	3:23:13	1:35.8						
						4	4:14:32	1:13.5	5	5:05:33	2:00.6	6	5:58:02	1:09.8						
						7	6:49:46	1:39.8	8	7:41:10	58.8	9	9:49:09	4:03.8						
58 Luxury Racing	LM GTE Pro	15:00:19.266	136	4:02:21.896	13	1	49:20	57.1	2	1:01:00	59:11.3	3	2:10:12	1:36.8						
						4	2:51:07	1:49.1	5	3:54:21	1:31.5	6	4:58:37	1:03.2						
						7	5:51:38	49:57.6	8	6:46:15	23.9	9	6:52:19	49:11.2						
						10	9:39:24	2:18.5	11	10:46:50	1:46.7	12	11:39:26	1:10:09.4						
						13	13:41:17	2:25.0												
59 Luxury Racing	LM GTE Pro	14:59:51.860	183	19:47.942	12	1	53:11	3:05.2	2	2:45:54	1:23.0	3	3:48:06	1:04.7						
						4	4:50:14	2:18.6	5	5:53:40	57.7	6	6:56:04	1:23.9						
						7	9:09:21	1:40.7	8	10:50:12	1:15.1	9	11:48:48	58.0						
						10	12:50:54	1:26.0	11	13:53:09	1:27.0	12	14:48:55	2:47.5						
60 Gulf AMR Middle East	LM GTE Am	12:33:55.601	141	1:05:40.466	12	1	53:52	2:49.3	2	2:38:45	1:44.9	3	3:38:13	1:44.6						
						4	4:39:16	1:11.8	5	5:39:52	2:23.7	6	6:42:43	1:23.9						
						7	7:11:16	15:30.1	8	7:31:39	27:50.0	9	8:37:51	3:34.8						
						10	10:46:00	2:13.2	11	11:29:39	3:31.4	12	12:33:55	1:42.1						
61 AF Corse	LM GTE Am	15:22:50.296	188	26:56.228	15	1	49:29	59.8	2	2:34:20	1:34.0	3	3:31:05	3:34.9						
						4	4:29:28	1:34.2	5	5:24:18	1:37.7	6	6:20:44	1:33.5						
						7	7:16:51	1:38.6	8	9:25:38	3:53.1	9	10:48:34	1:35.6						
						10	11:32:31	1:26.0	11	12:28:36	1:39.2	12	12:51:22	1:58.4						
						13	13:47:08	1:34.8	14	14:23:22	22.8	15	14:37:10	1:52.9						
62 CRS Racing	LM GTE Am	6:39:21.429	84	12:01.776	6	1	53:07	3:13.6	2	2:40:29	1:50.9	3	3:37:12	1:37.0						
						4	4:10:02	1:43.0	5	5:11:01	1:13.7	6	6:11:09	2:23.3						
63 Proton Competition	LM GTE Am	16:31:19.331	199	31:11.193	13	1	53:53	2:45.6	2	2:42:59	1:59.2	3	3:43:45	1:01.9						
						4	4:43:25	1:56.6	5	5:45:56	1:46.3	6	6:48:54	19:45.8						
						7	10:04:08	1:55.6	8	11:00:03	-	9	11:51:07	-						
						10	12:53:12	-	11	13:53:54	-	12	15:08:46	-						
						13	16:20:37	-												
64 Lotus Jetalliance	LM GTE Pro	12:29:52.650	126	1:37:47.342	9	1	52:58	3:34.8	2	2:37:40	1:57.9	3	3:34:05	21:54.5						
						4	4:57:37	1:22.9	5	6:01:15	59:17.6	6	7:20:02	3:07.0						
						7	7:56:14	3:21.0	8	10:26:49	1:13.3	9	11:32:01	1:57.9						
65 Lotus Jetalliance	LM GTE Pro	24:03:05.948	295	1:05:42.441	24	1	56:29	2:31.0	2	2:32:46	1:58.5	3	3:30:09	1:18.3						
						4	4:31:00	2:43.7	5	5:33:40	1:13.0	6	6:33:37	2:05.9						
						7	7:34:54	1:49.5	8	9:23:22	1:49.3	9	10:17:00	1:49.5						
						10	11:14:30	1:24.0	11	12:16:12	1:54.9	12	13:08:58	12:37.2						
						13	14:12:52	2:42.8	14	14:39:34	11:16.3	15	15:03:39	1:11.2						
						16	16:04:39	2:04.8	17	17:08:55	1:31.2	18	18:05:23	3:02.0						
						19	19:03:40	1:21.4	20	19:59:55	2:18.8	21	20:57:19	1:57.6						
						22	21:46:59	1:49.6	23	22:02:25	1:45.1	24	23:01:28	1:30.0						
						66 JMW Motorsport	LM GTE Pro	24:02:42.307	290	2:23:16.880	23	1	53:14	3:03.8	2	2:42:02	1:25.4	3	3:40:51	1:25.2
												4	3:50:45	40.4	5	4:40:35	1:27.1	6	5:44:01	1:01.3
7	6:42:52	1:34.8	8	6:52:46	59.5							9	7:19:07	55:55.0						
10	8:30:13	35:08.7	11	10:27:08	1:25.6							12	11:22:26	55.7						
13	12:21:25	1:29.3	14	13:05:59	10:54.1							15	14:34:00	1:40.0						
16	15:50:21	1:38.2	17	17:14:37	3:01.4							18	18:19:15	1:15.0						
19	19:26:52	3:32.1	20	20:28:49	1:16.7							21	21:28:51	3:19.9						
22	22:30:50	7:47.3	23	23:27:50	2:19.2															
68 Robertson Racing LLC	LM GTE Am	24:05:56.706	285	58:45.292	24							1	46:33	1:21.3	2	2:25:41	1:34.3	3	3:23:17	1:37.7
						4	4:04:56	1:48.2	5	4:11:59	11:48.7	6	5:12:39	1:35.6						
						7	6:15:13	1:43.6	8	7:07:19	1:15.2	9	8:22:02	3:35.9						
						10	10:29:26	1:17.8	11	11:30:06	1:42.3	12	12:30:16	1:46.0						
						13	13:26:43	1:27.5	14	14:09:28	3:37.1	15	15:13:45	7:37.9						
						16	16:23:42	1:38.5	17	17:38:44	1:43.7	18	18:34:40	1:36.4						
						19	19:26:33	2:10.9	20	20:22:59	1:29.7	21	21:15:18	1:41.5						
						22	21:53:10	1:34.9	23	22:55:43	1:31.1	24	23:36:15	1:28.3						
						70 Larbre Competition	LM GTE Am	24:04:47.759	301	41:16.727	21	1	53:43	3:01.4	2	2:44:14	1:14.0	3	3:48:44	1:46.0
												4	4:54:56	1:37.9	5	5:58:25	1:07.8	6	7:01:43	1:40.5
												7	9:15:28	2:14.3	8	10:56:09	1:07.7	9	11:58:21	1:39.6
10	13:02:57	5:14.4	11	14:16:59	3:27.2							12	15:38:41	1:15.0						
13	16:18:46	2:27.5	14	17:47:08	1:18.9							15	18:32:32	2:23.5						
16	19:36:49	2:10.5	17	20:41:43	2:39.4							18	22:01:42	2:01.9						
19	23:06:08	2:25.2	20	23:39:46	23.0							21	23:49:11	-						



# 24 HEURES DU MANS 2011



## 24 HEURES DU MANS

ILMC

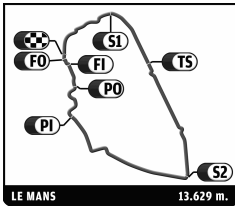
Race

### Pit Stop Analysis

Team	Class	Race Time	Laps	Pit Time	Stops	PIT STOPS								
						P. In	Time	P. In	Time	P. In	Time			
71 AF Corse	LM GTE Pro	15:54:45.044	178	1:26:17.133	14	1	49:31	1:33.5	2	2:33:21	1:43.6	3	3:31:01	1:35.6
						4	4:30:51	1:45.8	5	5:30:29	1:28.3	6	6:36:20	1:32.9
						7	7:31:01	1:23.2	8	10:03:01	2:29.6	9	11:10:04	1:21.4
						10	12:16:33	1:48.0	11	13:21:15	1:40.5	12	14:12:42	1:55.9
						13	14:30:25	1:05:58.2	14	15:54:45	-			
73 Corvette Racing	LM GTE Pro	24:02:52.851	314	32:05.396	23	1	41:00	52.6	2	2:29:44	1:20.4	3	3:23:50	54.2
						4	4:17:36	1:16.1	5	5:11:46	54.7	6	5:20:58	1:03.8
						7	6:18:50	1:05.7	8	7:17:00	1:33.9	9	9:25:33	3:54.7
						10	10:46:10	1:06.2	11	11:40:24	1:18.5	12	12:34:40	3:12.7
						13	13:30:52	55.2	14	14:43:00	55.4	15	15:54:00	1:20.6
						16	17:05:13	2:48.4	17	18:04:50	58.5	18	19:02:46	1:19.5
						19	20:00:57	55.6	20	20:59:14	1:19.8	21	21:59:45	1:20.4
						22	22:54:57	59.0	23	23:28:55	38.6			
74 Corvette Racing	LM GTE Pro	16:31:34.740	211	22:32.449	15	1	44:33	51.1	2	2:32:04	1:26.8	3	3:30:15	54.0
						4	4:24:11	1:18.8	5	5:18:11	56.7	6	6:11:58	1:17.8
						7	7:09:53	54.6	8	9:49:07	4:01.8	9	10:50:35	1:17.6
						10	11:45:13	53.2	11	12:31:13	1:15.2	12	13:25:23	53.4
75 Prospeed Competition	LM GTE Pro	24:03:02.576	293	1:56:53.968	23	1	49:24	52.1	2	2:38:02	1:14.9	3	3:36:08	50.4
						4	4:29:52	1:18.0	5	5:28:25	51.0	6	6:26:50	1:21.1
						7	7:25:32	50.8	8	10:12:12	1:22.5	9	11:06:44	1:02.9
						10	12:01:05	1:20.1	11	13:00:00	55.2	12	13:58:32	1:55.6
						13	14:07:32	5:33.6	14	14:49:39	16:27.5	15	16:15:50	1:28.4
						16	17:30:41	50.0	17	18:24:25	1:15.4	18	19:23:03	58.1
						19	19:49:02	11:42.6	20	20:05:14	54:24.6	21	21:54:05	58.0
						22	22:11:38	8:18.4	23	23:16:54	1:01.6			
76 Imsa Performance Matmut	LM GTE Pro	24:04:47.725	311	36:21.930	22	1	53:24	3:00.4	2	2:42:15	1:38.1	3	3:41:29	1:10.7
						4	4:40:21	1:42.1	5	5:39:52	1:08.8	6	5:50:02	1:15.9
						7	6:49:12	1:10.1	8	7:59:05	3:13.5	9	10:34:00	1:16.3
						10	11:25:22	1:33.2	11	12:24:22	1:36.9	12	13:23:58	1:17.3
						13	14:04:54	3:46.9	14	15:29:37	1:42.5	15	16:28:12	1:18.6
						16	17:43:09	1:35.8	17	18:41:49	1:16.3	18	19:40:36	1:43.3
						19	20:43:45	1:41.4	20	21:43:17	1:15.9	21	22:42:37	1:56.9
						22	23:42:43	-						
77 Team Felbermayr-Proton	LM GTE Pro	24:04:41.045	312	45:57.236	22	1	53:12	3:14.4	2	2:42:06	1:01.0	3	3:11:01	3:07.7
						4	4:11:09	1:26.6	5	5:05:40	1:52.6	6	6:04:13	1:25.8
						7	7:02:25	1:26.5	8	9:04:50	8:44.4	9	10:46:33	1:27.7
						10	11:40:59	1:26.0	11	12:39:32	1:41.9	12	13:38:08	1:41.9
						13	14:51:02	2:39.6	14	16:03:47	1:26.9	15	17:22:37	1:28.6
						16	18:20:36	1:29.2	17	19:18:54	1:26.7	18	20:01:00	2:18.5
						19	20:40:13	1:25.6	20	21:39:16	1:31.2	21	22:38:44	2:09.1
79 Jota	LM GTE Pro	5:56:59.061	74	19:20.286	6	1	49:19	1:06.6	2	2:33:59	2:02.1	3	2:57:05	13:32.0
						4	4:05:16	1:04.3	5	5:04:52	1:34.9	6	5:56:59	-
80 Flying Lizard Motorsports	LM GTE Pro	24:03:07.393	310	42:42.135	23	1	16:57	1:04.3	2	2:05:29	1:07.6	3	3:03:37	1:20.6
						4	3:57:54	52.3	5	4:47:49	1:20.6	6	5:46:28	55.2
						7	6:36:44	1:22.0	8	7:35:00	54.7	9	8:48:59	2:16.4
						10	10:31:59	1:41.2	11	11:31:10	1:31.1	12	12:30:17	1:23.6
						13	13:28:58	1:26.2	14	14:41:33	56.2	15	15:53:18	1:25.2
						16	17:02:35	1:32.1	17	17:39:12	13:30.4	18	18:37:59	1:18.5
						19	19:36:38	1:21.7	20	20:35:01	1:20.3	21	21:33:36	1:22.3
						22	22:38:13	1:24.3	23	23:12:48	1:14.1			
81 Flying Lizard Motorsports	LM GTE Am	17:17:12.678	211	26:20.719	17	1	53:54	2:34.9	2	2:38:56	1:24.3	3	3:41:39	1:27.3
						4	4:41:01	58.7	5	5:39:57	1:50.6	6	6:42:09	1:28.5
						7	7:42:00	1:34.2	8	8:30:02	1:56.8	9	10:27:01	1:31.1
						10	11:26:51	1:03.8	11	11:53:07	1:19.0	12	12:07:16	1:05.5
						13	12:58:27	1:38.1	14	13:49:57	1:31.9	15	15:04:10	1:29.9
16	15:47:55	2:05.9	17	16:21:25	1:19.3									



# 24 HEURES DU MANS 2011



## 24 HEURES DU MANS

ILMC

Race

### Pit Stop Analysis

Team	Class	Race Time	Laps	Pit Time	Stops	PIT STOPS								
						P. In	Time	P. In	Time	P. In	Time			
83 JMB Racing	LM GTE Am	24:02:52.714	272	1:10:32.269	26	1	0:00	1:36.3	2	58:48	1:07.3	3	2:39:25	2:04.3
						4	3:37:30	1:16.2	5	3:59:46	1:35.2	6	4:58:09	1:09.3
						7	5:55:58	1:46.6	8	6:54:07	1:07.6	9	7:42:56	3:33.3
						10	10:00:13	2:53.7	11	11:01:28	1:40.9	12	11:58:25	1:38.1
						13	12:54:38	1:07.7	14	13:50:33	1:12.2	15	14:48:14	1:39.2
						16	15:57:32	58.1	17	17:07:51	1:40.6	18	18:05:28	1:09.3
						19	19:03:05	1:40.7	20	19:59:09	3:39.5	21	20:57:48	1:16.7
						22	21:23:10	1:19.1	23	21:54:05	1:09.7	24	22:10:32	19:12.5
						25	22:43:24	12:56.9	26	23:05:19	-			
						88 Team Felbermayr-Proton	LM GTE Pro	15:33:47.875	169	1:42:08.453	12	1	49:13	1:02.2
4	4:16:10	1:10.6	5	5:15:23	1:31.6							6	6:11:04	20:26.6
7	7:31:46	2:07.4	8	10:22:29	11:26.7							9	11:34:09	1:05.1
10	12:18:41	57:32.7	11	13:33:26	1:20.0							12	14:46:07	1:25.0
89 Hankook-Team Farnbacher	LM GTE Pro	13:21:07.058	137	2:25:38.437	10	1	53:16	3:03.2	2	2:46:02	2:21.2	3	3:25:30	1:43.5
						4	4:28:56	1:32.9	5	5:31:44	59.3	6	6:16:00	55:10.2
						7	9:44:40	8:31.0	8	10:55:08	1:10:46.1	9	13:03:08	1:30.6
						10	13:21:07	-						