

FIA WEC

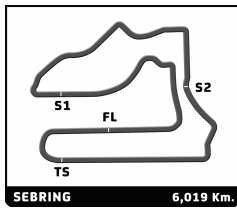
60th Annual 12 Hours of Sebring

Free Practice 2

Sector Analysis

■ Personal Best
 ■ Session Best
 ■ Crossing the finish line in pit lane

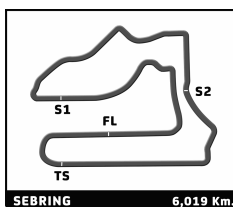
Lap	D	Time	Sector 1	Sector 2	Sector 3	T. Spd	Elapsed	Lap	D	Time	Sector 1	Sector 2	Sector 3	T. Spd	Elapsed		
1 Audi Sport Team Joest Audi R18 LM P1 1. André Lotterer 3. Marcel Fässler 2. Benoît Tréluyer								3 Audi Sport Team Joest Audi R18 LM P1 1. Timo Bernhard 3. Loic Duval 2. Romain Dumas									
1	3	2:29.554	1:02.805	43.787	42.962	273.4	2:29.554	1	1	2:31.765	1:04.761	44.872	42.132	238.5	2:31.765		
2	3	1:57.856	36.664	40.601	40.591	279.0	4:27.410	2	1	1:56.467	35.404	40.680	40.383	273.4	4:28.232		
3	3	1:49.654	32.705	38.715	38.234	278.4	6:17.064	3	1	1:51.640	34.435	38.302	38.903	280.7	6:19.872		
4	3	1:49.520	32.083	37.842	39.595	276.8	8:06.584	4	1	1:49.019	32.785	38.229	38.005	276.8	8:08.891		
5	3	1:50.874	32.378	39.184	39.312	275.6	9:57.458	5	1	1:51.088	32.165	39.416	39.507	279.0	9:59.979		
6	3	1:51.732	33.209	39.357	39.166	279.0	11:49.190	6	1	1:53.238	33.641	40.411	39.186	278.4	11:53.217		
7	3	1:49.302	32.745	38.241	38.316	274.5	13:38.492	7	1	1:51.437	33.888	38.501	39.048	277.9	13:44.654		
8	3	1:48.405	32.082	37.784	38.539	280.7	15:26.897	8	1	1:48.661	32.648	38.019	37.994	277.9	15:33.315		
9	3	2:06.917	B	34.494	40.189	52.234	274.5	17:33.814	9	1	3:22.533	B	33.415	38.335	2:10.783	263.9	18:55.848
10	3	6:22.206	5:03.750	39.374	39.082	273.4	23:56.020	10	1	2:16.675	56.644	40.551	39.480	277.9	21:12.523		
11	3	1:50.342	32.415	38.027	39.900	274.5	25:46.362	11	1	1:53.207	33.241	39.521	40.445	273.4	23:05.730		
12	3	1:50.706	32.614	38.480	39.612	277.3	27:37.068	12	1	1:48.690	32.435	38.049	38.206	279.0	24:54.420		
13	3	2:03.426	B	32.518	40.924	49.984	253.6	29:40.494	13	1	1:54.165	33.284	39.759	41.122	277.9	26:48.585	
14	2	4:18.987	3:01.139	39.638	38.210	277.3	33:59.481	14	1	1:51.153	32.714	37.951	40.488	279.6	28:39.738		
15	2	1:51.236	32.649	39.036	39.551	276.2	35:50.717	15	1	1:51.534	32.061	39.953	39.520	278.4	30:31.272		
16	2	2:34.540	B	41.990	47.865	1:04.685	184.1	38:25.257	16	1	1:50.807	32.288	38.544	39.975	277.3	32:22.079	
17	2	5:14.248	3:52.759	39.899	41.590	274.5	43:39.505	17	1	1:48.239	31.950	37.872	38.417	280.2	34:10.318		
18	2	1:52.112	32.576	39.852	39.684	276.8	45:31.617	18	1	8:36.572	B	33.772	39.126	7:23.674	281.3	42:46.890	
19	2	1:52.677	35.120	38.245	39.312	279.6	47:24.294	19	3	2:12.435	54.923	39.004	38.508	278.4	44:59.325		
20	2	1:47.761	32.115	37.617	38.029	277.9	49:12.055	20	3	1:51.214	32.137	39.072	40.005	277.3	46:50.539		
21	2	1:48.410	32.312	37.634	38.464	277.9	51:00.465	21	3	1:49.515	32.755	38.014	38.746	279.0	48:40.054		
22	2	2:18.946	B	33.644	39.604	1:05.698	184.4	53:19.411	22	3	1:52.836	35.514	37.787	39.535	278.4	50:32.890	
23	2	5:10.654	3:51.402	39.244	40.008	276.2	58:30.065	23	3	4:32.567	B	33.211	39.283	3:20.073	207.7	55:05.457	
24	2	1:49.103	31.838	38.573	38.692	277.9	1:00:19.168	24	3	2:20.341	54.887	45.389	40.065	271.3	57:25.798		
2 Audi Sport Team Joest Audi R18 LM P1 1. Allan McNish 3. Dindo Capello 2. Tom Kristensen								12 Rebellion Racing Lola B12/60 Coupé - Toyota LM P1 1. Nicolas Prost 3. Nick Heidfeld 2. Neel Jani									
1	1	2:33.791	1:04.684	46.597	42.510	262.4	2:33.791	1	2	2:37.449	1:11.003	43.603	42.843	268.6	2:37.449		
2	1	2:00.079	35.387	43.046	41.646	274.0	4:33.870	2	2	2:00.264	36.077	42.756	41.431	252.2	4:37.713		
3	1	1:55.457	37.291	39.010	39.156	277.3	6:29.327	3	2	2:03.215	36.045	44.531	42.639	270.2	6:40.928		
4	1	1:50.507	33.183	38.150	39.174	276.2	8:19.834	4	2	1:54.576	33.982	39.617	40.977	268.6	8:35.504		
5	1	1:49.806	33.113	38.182	38.511	278.4	10:09.640	5	2	1:51.831	33.100	38.763	39.968	270.2	10:27.335		
6	1	1:53.189	34.181	38.965	40.043	277.9	12:02.829	6	2	3:55.190	B	33.129	39.806	2:42.255	241.5	14:22.525	
7	1	1:51.969	32.460	39.398	40.111	276.2	13:54.798	7	2	2:24.684	58.282	41.683	44.719	215.9	16:47.209		
8	1	1:49.202	32.562	38.273	38.367	277.3	15:44.000	8	2	2:04.745	33.430	40.130	51.185	194.6	18:51.954		
9	1	1:51.599	32.828	38.001	40.770	276.2	17:35.599	9	2	1:52.315	32.626	38.858	40.831	253.1	20:44.269		
10	1	1:49.843	32.246	37.810	39.787	279.0	19:25.442	10	2	1:51.555	32.690	39.676	39.189	273.4	22:35.824		
11	1	1:49.751	32.440	38.207	39.104	277.9	21:15.193	11	2	1:54.733	33.917	40.565	40.251	272.3	24:30.557		
12	1	1:52.344	33.690	39.218	39.436	271.3	23:07.537	12	2	3:57.588	B	33.880	38.642	2:45.066	267.5	28:28.145	
13	1	1:50.997	32.523	39.486	38.988	278.4	26:50.779	13	3	2:22.238	58.303	41.173	42.762	265.4	30:50.383		
14	1	1:52.585	33.732	38.832	40.021	275.1	28:43.364	14	3	1:53.620	33.912	39.212	40.496	269.6	32:44.003		
15	1	1:52.748	34.611	38.334	39.803	276.8	30:36.112	15	3	1:55.631	33.851	41.076	40.704	269.6	34:39.634		
16	1	1:52.267	34.270	38.555	39.442	279.6	32:28.379	16	3	7:54.960	B	33.792	42.120	6:39.048	227.4	42:34.594	
17	1	8:57.977	B	32.860	39.942	7:45.175	275.1	41:26.356	17	3	2:20.468	59.695	40.287	40.486	268.1	44:55.062	
18	1	2:17.368	54.725	40.687	41.956	273.4	43:43.724	18	3	1:52.911	33.325	38.553	41.033	258.9	46:47.973		
19	1	1:55.143	34.414	40.498	40.231	275.1	45:38.867	19	3	1:51.895	33.338	38.414	40.143	271.8	48:39.868		
20	1	1:53.531	33.195	39.020	41.316	279.6	47:32.398	20	3	1:58.284	36.034	39.560	42.690	271.8	50:38.152		
21	1	1:52.510	33.373	39.501	39.636	277.9	49:24.908	21	3	4:08.253	B	34.296	43.533	2:50.424	202.1	54:46.405	
22	1	1:49.828	32.574	38.128	39.126	279.6	51:14.736	22	3	2:15.928	54.707	40.232	40.989	268.1	57:02.333		
23	1	3:19.036	B	36.508	45.725	1:56.803	204.3	54:33.772	23	3	1:57.988	36.004	40.642	41.342	270.7	59:00.321	
24	3	2:18.264	54.242	42.349	41.673	273.4	56:52.036	24	3	1:58.862	36.292	40.819	41.751	256.9	1:00:59.183		
25	3	1:53.607	33.262	39.364	40.981	275.6	58:45.643										
26	3	1:53.713	33.403	40.346	39.964	249.9	1:00:39.356										



FIA WEC
60th Annual 12 Hours of Sebring
Free Practice 2

Sector Analysis

											Personal Best		Session Best		B Crossing the finish line in pit lane	
Lap	D	Time	Sector 1	Sector 2	Sector 3	T. Spd	Elapsed	Lap	D	Time	Sector 1	Sector 2	Sector 3	T. Spd	Elapsed	
13		Rebellion Racing		Lola B12/60 Coupé - Toyota		LM P1										
		1.Andrea Belicchi		3.Jeroen Bleekemolen												
		2.Harold Primat														
1	3	3:45.534	2:17.009	44.031	44.494	250.8	3:45.534	2	2	2:01.515	36.134	41.392	43.989	263.4	4:49.741	
2	3	1:56.726	35.376	40.395	40.955	267.5	5:42.260	3	2	1:57.849	36.404	40.168	41.277	265.4	6:47.590	
3	3	1:55.479	35.317	40.052	40.110	267.0	7:37.739	4	2	2:02.572	36.393	42.841	43.338	263.9	8:50.162	
4	3	1:53.856	33.865	39.586	40.405	267.5	9:31.595	5	2	1:58.115	34.938	40.772	42.405	262.4	10:48.277	
5	3	1:54.189	34.635	39.285	40.269	264.4	11:25.784	6	2	1:55.218	34.334	40.374	40.510	262.4	12:43.495	
6	3	1:56.993	34.037	42.157	40.799	265.4	13:22.777	7	2	1:53.416	34.149	39.365	39.902	262.9	14:36.911	
7	3	1:59.980	34.992	40.866	44.122	260.9	15:22.757	8	2	5:21.172B	34.980	39.780	4:06.412	262.9	19:58.083	
8	3	1:53.098	34.340	39.044	39.714	266.0	17:15.855	9	2	2:27.116	1:00.238	42.790	44.088	261.9	22:25.199	
9	3	6:25.606B	34.899	40.837	5:09.870	263.9	23:41.461	10	2	1:56.729	34.512	39.772	42.445	261.9	24:21.928	
10	3	2:16.369	57.103	39.585	39.681	269.6	25:57.830	11	2	1:52.253	33.867	39.027	39.359	262.9	26:14.181	
11	3	1:52.465	33.792	39.515	39.158	271.8	27:50.295	12	2	1:51.994	33.779	38.854	39.361	269.1	28:06.175	
12	3	1:53.616	33.975	39.785	39.856	272.3	29:43.911	13	2	1:53.577	33.466	39.516	40.595	267.0	29:59.752	
13	3	1:52.445	33.387	38.774	40.284	273.4	31:36.356	14	2	4:03.357B	35.377	39.917	2:48.063	267.0	34:03.109	
14	3	1:54.066	34.814	39.560	39.692	271.8	33:30.422	15	3	8:05.242B	57.627	41.918	6:25.697	186.9	42:08.351	
15	3	1:54.159	35.279	39.324	39.556	273.4	35:24.581	16	3	2:18.495	55.842	40.512	42.141	245.4	44:26.846	
16	3	7:05.187B	34.215	46.582	5:44.390	178.8	42:29.768	17	3	1:56.855	34.529	40.927	41.399	264.9	46:23.701	
17	2	2:26.933	1:01.606	42.009	43.318	260.4	44:56.701	18	3	1:58.126	36.377	40.073	41.676	264.9	48:21.827	
18	2	1:55.152	33.928	39.686	41.538	270.2	46:51.853	19	3	1:55.546	35.311	39.503	40.732	262.9	50:17.373	
19	2	1:54.219	33.622	39.299	41.298	270.2	48:46.072	20	3	5:21.081B	34.013	39.916	4:07.152	203.0	55:38.454	
20	2	1:56.139	33.701	39.700	42.738	253.6	50:42.211	21	3	2:17.746	56.016	41.217	40.513	263.4	57:56.200	
21	2	3:57.566B	35.490	44.083	2:37.993	181.2	54:39.777	22	3	1:54.389	34.073	39.329	40.987	262.9	59:50.589	
22	2	2:18.899	56.400	40.753	41.746	267.5	56:58.676	23	3	1:54.463	34.108	40.865	39.490	264.9	1:01:45.052	
23	2	1:55.105	34.426	39.135	41.544	232.8	58:53.781									
24	2	1:59.769	35.282	40.527	43.960	219.0	1:00:53.550									
15		Oak Racing		Oak Pescarolo - Judd		LM P1										
		1.Guillaume Moreau		3.Dominik Kraihamer												
		2.Bertrand Baguette														
1	1	4:17.925	2:50.358	44.832	42.735	244.1	4:17.925	2	3	2:26.935	1:02.003	42.841	42.091	269.6	4:14.047	
2	1	1:51.380	33.122	39.079	39.179	266.0	6:09.305	3	3	1:52.957	34.445	39.148	39.364	274.0	6:07.004	
3	1	1:52.713	32.889	39.023	40.801	266.0	8:02.018	4	3	1:53.293	33.635	38.949	40.709	272.9	8:00.297	
4	1	1:55.965	33.707	40.773	41.485	264.9	9:57.983	5	3	1:57.383	35.096	40.332	41.955	272.3	9:57.680	
5	1	1:56.022	34.337	41.324	40.361	265.4	11:54.005	6	3	1:54.960	34.059	40.436	40.465	272.9	11:52.640	
6	1	1:53.975	33.820	39.672	40.483	267.0	13:47.980	7	3	1:54.896	34.727	39.845	40.324	274.0	13:47.536	
7	1	2:03.650B	33.896	39.300	50.454	267.5	15:51.630	8	3	1:51.684	33.695	38.905	39.084	272.9	15:39.220	
8	1	4:07.499	2:40.153	41.830	45.516	247.2	19:59.129	9	3	6:32.414B	34.751	40.045	5:17.618	219.4	22:11.634	
9	1	1:59.104	35.887	41.240	41.977	265.4	21:58.233	10	3	2:22.440	58.902	40.922	42.616	269.1	24:34.074	
10	1	1:52.300	33.008	39.050	40.242	263.9	23:50.533	11	3	1:54.694	34.757	40.147	39.790	269.6	26:28.768	
11	1	1:51.749	33.123	39.012	39.614	265.4	25:42.282	12	3	1:52.237	34.429	38.808	39.000	272.9	28:21.005	
12	1	1:53.409	33.480	39.092	40.837	266.5	27:35.691	13	3	4:39.967B	33.649	38.749	3:27.569	264.9	33:00.972	
13	1	1:54.007	32.970	41.301	39.736	266.5	29:29.698	14	1	21:33.496B	1:05.450	5:20.443	...	66.2	54:34.468	
14	1	1:56.019	34.181	40.618	41.220	264.4	31:25.717	15	1	2:27.373	58.924	43.250	45.199	255.5	57:01.841	
15	1	2:02.113B	33.025	40.094	48.994	268.6	33:27.830	16	1	1:58.189	35.907	40.719	41.563	262.9	59:00.030	
16	1	4:16.813B	2:24.220	51.293	1:01.300	190.0	37:44.643	17	1	1:59.584	36.352	40.741	42.491	267.5	1:00:59.614	
17	1	7:36.108	6:04.322	45.829	45.957	232.8	45:20.751									
18	1	1:49.439	32.294	38.029	39.116	268.6	47:10.190									
19	1	1:49.543	32.335	38.415	38.793	267.0	48:59.733									
20	1	1:51.690	32.161	38.293	41.236	256.9	50:51.423									
21	1	2:26.913B	37.824	44.170	1:04.919	186.1	53:18.336									
22	1	5:17.579	3:55.835	39.754	41.990	261.9	58:35.915									
23	1	1:55.366	35.489	39.214	40.663	263.4	1:00:31.281									
16		Pescarolo Team		Pescarolo - Judd		LM P1										
		1.Emmanuel Collard		3.Julien Jousse												
		2.Jean-Christophe Boullion														
1	2	2:48.226	1:19.703	44.828	43.695	259.9	2:48.226									
21		Strakka Racing		HPD ARX 03a - Honda		LM P1										
		1.Nick Leventis		3.Jonny Kane												
		2.Danny Watts														
1	1	1:47.112B					1:47.112	2	3	2:26.935	1:02.003	42.841	42.091	269.6	4:14.047	
2	3	2:26.935	1:02.003	42.841	42.091	269.6	4:14.047	3	3	1:52.957	34.445	39.148	39.364	274.0	6:07.004	
3	3	1:52.957	34.445	39.148	39.364	274.0	6:07.004	4	3	1:53.293	33.635	38.949	40.709	272.9	8:00.297	
4	3	1:53.293	33.635	38.949	40.709	272.9	8:00.297	5	3	1:57.383	35.096	40.332	41.955	272.3	9:57.680	
5	3	1:57.383	35.096	40.332	41.955	272.3	9:57.680	6	3	1:54.960	34.059	40.436	40.465	272.9	11:52.640	
6	3	1:54.960	34.059	40.436	40.465	272.9	11:52.640	7	3	1:54.896	34.727	39.845	40.324	274.0	13:47.536	
7	3	1:54.896	34.727	39.845	40.324	274.0	13:47.536	8	3	1:51.684	33.695	38.905	39.084	272.9	15:39.220	
8	3	1:51.684	33.695	38.905	39.084	272.9	15:39.220	9	3	6:32.414B	34.751	40.045	5:17.618	219.4	22:11.634	
9	3	6:32.414B	34.751	40.045	5:17.618	219.4	22:11.634	10	3	2:22.440	58.902	40.922	42.616	269.1	24:34.074	
10	3	2:22.440	58.902	40.922	42.616	269.1	24:34.074	11	3	1:54.694	34.757	40.147	39.790	269.6	26:28.768	
11	3	1:54.694	34.757	40.147	39.790	269.6	26:28.768	12	3	1:52.237	34.429	38.808	39.000	272.9	28:21.005	
12	3	1:52.237	34.429	38.808	39.000	272.9	28:21.005	13	3	4:39.967B	33.649	38.749	3:27.569	264.9	33:00.972	
13	3	4:39.967B	33.649	38.749	3:27.569	264.9	33:00.972	14	1	21:33.496B	1:05.450	5:20.443	...	66.2	54:34.468	
14	1	21:33.496B	1:05.450	5:20.443	...	66.2	54:34.468	15	1	2:27.373	58.924	43.250	45.199	255.5	57:01.841	
15	1	2:27.373	58.924	43.250	45.199	255.5	57:01.841	16	1	1:58.189	35.907	40.719	41.563	262.9	59:00.030	
16	1	1:58.189	35.907	40.719	41.563	262.9	59:00.030	17	1	1:59.584	36.352	40.741	42.491	267.5	1:00:59.614	
17	1	1:59.584	36.352	40.741	42.491	267.5	1:00:59.614									
22		JRM		HPD ARX 03a - Honda		LM P1										
		1.David Brabham		3.Peter Dumbreck												
		2.Karun Chandhok														
1	1	5:28.298B					5:28.298	2	2	2:33.766	1:02.574	47.761	43.431	245.8	8:02.064	
2	2	2:33.766	1:02.574	47.761	43.431	245.8	8:02.064	3	2	2:02.242	35.503	43.155	43.584	264.9	10:04.306	
3	2	2:02.242	35.503	43.155	43.584	264.9	10:04.306	4	2	1:56.100	34.232	40.627	41.241	267.5	1	

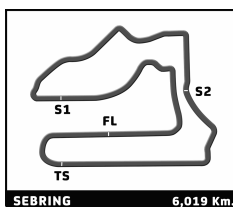


FIA WEC
60th Annual 12 Hours of Sebring
Free Practice 2

Sector Analysis

Personal Best Session Best B Crossing the finish line in pit lane

Lap	D	Time	Sector 1	Sector 2	Sector 3	T. Spd	Elapsed	Lap	D	Time	Sector 1	Sector 2	Sector 3	T. Spd	Elapsed
23 Signatech Nissan 1.Jordan Tresson 3.Olivier Lombard Oreca 03 - Nissan LM P2 2.Franck Mailleux															
1	1	5:57.540	4:31.737	42.871	42.932	254.1	5:57.540								
2	1	1:58.729	34.725	41.264	42.740	255.0	7:56.269								
3	1	1:59.027	35.074	41.114	42.839	256.5	9:55.296								
4	1	2:01.751	35.781	43.743	42.227	259.4	11:57.047								
5	1	2:01.318	36.117	41.570	43.631	250.3	13:58.365								
6	1	1:57.750	34.656	41.120	41.974	257.4	15:56.115								
7	1	1:58.008	35.710	40.118	42.180	256.9	17:54.123								
8	1	1:56.871	35.080	40.346	41.445	257.4	19:50.994								
9	1	2:03.340	35.820	44.382	43.138	256.9	21:54.334								
10	1	2:08.796	34.715	40.695	53.386	257.9	24:03.130								
11	2	4:30.696	3:07.826	40.999	41.871	259.4	28:33.826								
12	2	1:58.483	35.710	40.677	42.096	258.4	30:32.309								
13	2	1:57.657	34.867	40.630	42.160	257.9	32:29.966								
14	2	1:58.476	35.520	40.904	42.052	257.4	34:28.442								
15	2	2:14.685	34.948	41.546	58.191	198.0	36:43.127								
16	2	7:13.789	5:49.033	42.398	42.358	259.4	43:56.916								
17	2	1:58.270	34.941	41.655	41.674	257.9	45:55.186								
18	2	1:59.589	35.575	40.829	43.185	257.9	47:54.775								
19	2	1:59.068	34.823	41.660	42.585	258.4	49:53.843								
20	2	2:08.880	34.596	40.709	53.575	259.9	52:02.723								
24 Oak Racing 1.Jacques Nicolet 3.Olivier Pla Morgan - Judd LM P2 2.Matthieu Lahaye															
1	3	2:43.492	1:16.135	43.036	44.321	230.1	2:43.492								
2	3	2:01.666	36.738	42.013	42.915	258.9	4:45.158								
3	3	1:59.811	34.207	42.200	43.404	263.9	6:44.969								
4	3	2:11.222	37.632	40.948	52.642	260.4	8:56.191								
5	2	4:26.966	3:01.578	43.505	41.883	262.9	13:23.157								
6	2	1:59.991	35.201	42.524	42.266	260.9	15:23.148								
7	2	1:55.767	34.670	40.831	40.266	260.9	17:18.915								
8	2	1:55.333	33.842	39.896	41.595	263.4	19:14.248								
9	2	2:30.160	33.862	1:03.542	52.756	261.4	21:44.408								
10	2	8:08.749	6:45.921	40.410	42.418	260.4	29:53.157								
11	2	1:55.448	34.397	40.740	40.311	260.9	31:48.605								
12	2	1:56.037	33.731	39.937	42.369	260.9	33:44.642								
13	2	2:05.921	34.707	41.099	50.115	262.9	35:50.563								
14	2	8:48.837	7:25.917	41.625	41.295	260.9	44:39.400								
15	2	1:54.248	33.513	40.605	40.130	263.4	46:33.648								
16	2	1:56.368	34.225	40.438	41.705	266.0	48:30.016								
17	2	1:56.161	34.282	39.599	42.280	262.4	50:26.177								
18	2	2:18.850	34.812	39.711	1:04.327	242.3	52:45.027								
19	2	5:59.822	4:36.358	41.210	42.254	248.5	58:44.849								
20	2	1:56.866	33.997	41.116	41.753	267.5	1:00:41.715								
25 ADR-Delta 1.John Martin 3.Tor Graves Oreca 03 - Nissan LM P2 2.Robbie Kerr															
1	1	1:30.757	B												
2	1	2:31.024	1:01.037	45.675	44.312	255.5	4:01.781								
3	1	1:59.364	36.475	41.214	41.675	259.4	6:01.145								
4	1	1:58.666	35.589	41.556	41.521	258.9	7:59.811								
5	1	2:05.525	36.109	44.239	45.177	258.4	10:05.336								
6	1	1:58.924	35.388	41.613	41.923	256.0	12:04.260								
7	1	4:29.441	35.076	41.035	3:13.330	255.5	16:33.701								
8	1	2:21.849	57.709	41.305	42.835	256.9	18:55.550								
9	1	1:57.755	34.609	41.127	42.019	257.9	20:53.305								
10	1	1:57.034	34.674	41.197	41.163	259.4	22:50.339								
11	1	3:50.145	34.046	43.373	2:32.726	257.4	26:40.484								
12	3	2:20.817	58.621	40.869	41.327	259.9	29:01.301								
13	3	2:06.016	34.517	40.458	51.041	260.9	31:07.317								
14	3	2:26.847	1:03.691	41.972	41.184	259.9	33:34.164								
15	3	1:55.362	34.437	40.059	40.866	260.4	35:29.526								
16	3	6:47.640	34.031	42.852	5:30.757	181.2	42:17.166								
17	2	2:20.762	58.837	41.313	40.612	260.4	44:37.928								
18	2	1:55.455	34.252	40.780	40.423	262.4	46:33.383								
19	2	1:57.417	34.037	40.722	42.658	262.4	48:30.800								
20	2	1:59.423	35.361	40.060	44.002	261.4	50:30.223								
21	2	3:54.255	34.638	41.751	2:37.866	196.3	54:24.478								
22	2	2:19.444	57.342	40.981	41.121	260.4	56:43.922								
23	2	1:58.623	34.731	41.272	42.620	257.9	58:42.545								
24	2	1:58.973	34.392	41.647	42.934	250.3	1:00:41.518								
28 Gulf Racing Middle East 1.Fabien Giroix 3.Stefan Johansson Lola B12/80 Coupé - Nissan LM P2 2.Maxime Jousse															
1	1	4:33.009	3:01.643	46.375	44.991	247.2	4:33.009								
2	1	2:04.029	38.583	42.937	42.509	255.0	6:37.038								
3	1	2:03.067	37.788	41.745	43.534	254.6	8:40.105								
4	1	1:58.917	35.864	41.107	41.946	253.1	10:39.022								
5	1	2:33.600	40.585	52.414	1:00.601	178.1	13:12.622								
6	1	4:31.634	3:07.364	41.966	42.304	252.7	17:44.256								
7	1	1:58.260	35.426	41.012	41.822	253.6	19:42.516								
8	1	2:39.138	36.932	53.500	1:08.706	171.8	22:21.654								
9	1	2:31.208	1:05.635	41.976	43.597	253.1	24:52.862								
10	1	2:16.473	36.659	44.817	54.997	242.3	27:09.335								
11	2	4:27.001	3:00.841	43.237	42.923	253.6	31:36.336								
12	2	1:59.026	35.810	41.954	41.262	257.4	33:35.362								
13	2	1:58.451	34.380	41.335	42.736	254.6	35:33.813								
14	2	2:24.486	34.787	46.765	1:02.934	176.7	37:58.299								
15	2	5:57.257	4:32.186	41.800	43.271	250.8	43:55.556								
16	2	1:59.839	34.929	42.278	42.632	253.1	45:55.395								
17	2	2:00.825	35.599	41.918	43.308	256.9	47:56.220								
18	2	1:58.710	34.959	41.272	42.479	259.9	49:54.930								
19	2	2:09.517	35.223	40.697	53.597	258.4	52:04.447								
20	2	4:57.739	3:34.457	40.537	42.745	255.5	57:02.186								
21	2	1:59.780	36.832	41.372	41.576	255.5	59:01.966								
22	2	1:58.978	35.964	41.155	41.859	258.9	1:01:00.944								
29 Gulf Racing Middle East 1.Frédéric Fatien 3.Jean-Denis Deletraz Lola B12/80 Coupé - Nissan LM P2 2.Keiko Ihara															
1	3	3:07.895	1:32.341	48.351	47.203	249.0	3:07.895								
2	3	2:04.737	37.506	43.138	44.093	253.6	5:12.632								



FIA WEC
60th Annual 12 Hours of Sebring
Free Practice 2

Sector Analysis

Personal Best Session Best B Crossing the finish line in pit lane

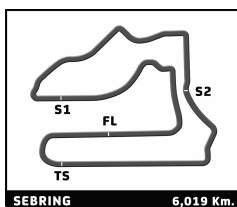
Lap	D	Time	Sector 1	Sector 2	Sector 3	T. Spd	Elapsed	Lap	D	Time	Sector 1	Sector 2	Sector 3	T. Spd	Elapsed
3	3	2:05.501	36.991	43.322	45.188	255.0	7:18.133	14	2	1:54.594	34.097	39.919	40.578	257.9	33:51.640
4	3	2:03.301	36.820	42.338	44.143	253.1	9:21.434	15	2	2:11.312B	37.224	42.068	52.020	251.3	36:02.952
5	3	2:18.074B	38.043	43.560	56.471	245.4	11:39.508	16	2	8:12.154	6:49.058	41.613	41.483	262.9	44:15.106
6	1	6:36.232	4:58.603	47.745	49.884	239.4	18:15.740	17	2	1:57.535	35.574	39.106	42.855	258.4	46:12.641
7	1	2:13.295	39.661	46.160	47.474	242.8	20:29.035	18	2	1:58.468	36.258	40.636	41.574	260.9	48:11.109
8	1	2:26.824B	39.350	47.540	59.934	208.0	22:55.859	19	2	1:57.959	34.841	39.655	43.463	258.4	50:09.068
9	1	4:12.009	2:28.994	51.551	51.464	225.9	27:07.868	20	2	2:09.018B	34.766	39.219	55.033	259.4	52:18.086
10	1	2:12.588	39.318	45.482	47.788	246.3	29:20.456	21	2	4:35.439	3:10.129	42.683	42.627	260.9	56:53.525
11	1	2:11.762	39.313	46.244	46.205	247.6	31:32.218	22	2	1:59.079	35.529	40.148	43.402	251.7	58:52.604
12	1	2:12.446	39.087	46.642	46.717	241.5	33:44.664	23	2	1:59.452	35.985	40.766	42.701	260.4	1:00:52.056
13	1	2:13.863	38.731	46.969	48.163	242.8	35:58.527								
14	1	2:32.414B	40.928	48.701	1:02.785	201.2	38:30.941								
15	2	11:17.207	9:40.732	50.070	46.405	248.1	49:48.148								
16	2	2:24.094B	38.346	44.405	1:01.343	252.7	52:12.242								
17	2	6:00.566B	4:10.843	45.612	1:04.111	240.6	58:12.808								

31 Lotus		3. Luca Moro		Lola B12/80 Coupé - Lotus			
1. Thomas Holzer				LM P2			
2. Mirco Schultis							
1	1	2:53.586	1:18.965	47.633	46.988	254.1	2:53.586
2	1	2:15.259	41.688	50.457	43.114	257.9	5:08.845
3	1	2:01.962	36.261	42.387	43.314	258.9	7:10.807
4	1	2:01.405	35.297	43.034	43.074	263.4	9:12.212
5	1	1:59.775	35.772	41.164	42.839	260.9	11:11.987
6	1	1:59.343	35.196	41.219	42.928	258.4	13:11.330
7	1	1:58.418	35.061	41.175	42.182	259.4	15:09.748
8	1	1:58.536	35.509	41.024	42.003	257.9	17:08.284
9	1	1:59.302	34.852	40.816	43.634	257.4	19:07.586
10	1	2:02.471	37.316	42.404	42.751	241.1	21:10.057
11	1	1:57.416	34.565	40.822	42.029	263.4	23:07.473
12	1	1:57.788	35.438	41.025	41.325	259.9	25:05.261
13	1	5:05.747B	34.898	40.286	3:50.563	230.5	30:11.008
14	3	2:28.652	1:03.726	43.011	41.915	258.9	32:39.660
15	3	1:58.402	35.831	41.510	41.061	258.4	34:38.062
16	3	10:23.434B	35.083	41.841	9:06.510	221.9	45:01.496
17	3	2:24.899	1:01.043	41.705	42.151	259.9	47:26.395
18	3	1:58.497	36.408	40.972	41.117	259.9	49:24.892
19	3	1:56.865	35.690	39.979	41.196	260.4	51:21.757
20	3	3:06.605B	40.880	44.397	1:41.328	198.0	54:28.362
21	3	2:23.679	58.262	43.304	42.113	259.9	56:52.041
22	3	1:59.514	35.682	40.955	42.877	258.9	58:51.555
23	3	1:59.439	36.019	41.135	42.285	261.4	1:00:50.994

41 Greaves Motorsport		3. Elton Julian		Zytek Z11SN - Nissan			
1. Christian Zugel				LM P2			
2. Ricardo Gonzalez							
1	1	3:42.977	2:04.833	50.652	47.492	236.9	3:42.977
2	1	2:04.799	38.271	43.639	42.889	254.1	5:47.776
3	1	2:04.887	38.140	42.355	44.392	254.1	7:52.663
4	1	2:02.267	36.946	41.725	43.596	255.0	9:54.930
5	1	2:01.528	35.773	43.772	41.983	258.4	11:56.458
6	1	2:00.084	36.514	41.235	42.335	258.9	13:56.542
7	1	1:58.901	35.427	41.715	41.759	257.9	15:55.443
8	1	2:01.617	36.612	42.839	42.166	260.4	17:57.060
9	1	2:04.326	35.829	45.551	42.946	256.9	20:01.386
10	1	2:14.478B	36.503	42.854	55.121	245.8	22:15.864
11	2	5:47.731	4:26.592	40.491	40.648	256.9	28:03.595
12	2	1:55.787	34.236	40.335	41.216	257.4	29:59.382
13	2	1:57.664	35.586	40.882	41.196	258.4	31:57.046

44 Starworks Motorsports		3. Stéphane Sarrazin		HPD ARX 03b - Honda			
1. Vicente Potolicchio				LM P2			
2. Ryan Dalziel							
1	1	2:54.032	1:24.378	43.777	45.877	256.9	2:54.032
2	1	2:04.088	39.315	41.430	43.343	257.9	4:58.120
3	1	2:01.290	35.322	42.303	43.665	258.4	6:59.410
4	1	2:00.714	35.734	41.302	43.678	257.4	9:00.124
5	1	2:05.019	35.850	44.172	44.997	257.4	11:05.143
6	1	1:59.273	35.885	41.238	42.150	257.4	13:04.416
7	1	1:58.830	36.035	40.482	42.313	257.9	15:03.246
8	1	1:58.474	35.989	40.677	41.808	258.9	17:01.720
9	1	1:56.964	35.183	40.165	41.616	258.9	18:58.684
10	1	1:56.932	34.988	40.221	41.723	260.4	20:55.616
11	1	1:57.205	35.076	40.965	41.164	261.4	22:52.821
12	1	1:59.251	34.645	40.645	43.961	258.4	24:52.072
13	1	5:44.090B	34.777	40.437	4:28.876	259.9	30:36.162
14	1	2:24.866	58.714	42.664	43.488	257.9	33:01.028
15	1	1:56.549	35.049	40.048	41.452	257.4	34:57.577
16	1	6:52.105B	34.819	40.424	5:36.862	192.2	41:49.682
17	2	2:25.967	1:00.252	43.031	42.684	260.4	44:15.649
18	2	1:57.095	35.746	40.392	40.957	261.4	46:12.744
19	2	2:01.320	36.342	43.602	41.376	260.4	48:14.064
20	2	1:57.738	34.344	41.124	42.270	258.4	50:11.802
21	2	4:25.012B	37.674	41.020	3:06.318	190.8	54:36.814
22	2	2:24.886	56.870	43.466	44.550	258.4	57:01.700
23	2	1:59.617	36.454	41.770	41.393	257.4	59:01.317
24	2	1:59.160	36.448	40.649	42.063	257.9	1:01:00.477

49 Pecora Racing		3. Soheil Ayari		Oreca 03 - Nissan			
1. Luis Perez Companc				LM P2			
2. Pierre Kaffer							
1	1	3:10.446	1:40.276	45.747	44.423	254.1	3:10.446
2	1	2:02.331	36.860	42.377	43.094	257.4	5:12.777
3	1	1:59.432	35.511	42.212	41.709	260.4	7:12.209
4	1	2:03.274	36.422	42.780	44.072	258.9	9:15.483
5	1	1:59.841	36.007	41.825	42.009	260.9	11:15.324
6	1	2:02.355	36.885	41.531	43.939	257.4	13:17.679
7	1	1:59.096	35.190	42.024	41.882	256.0	15:16.775
8	1	1:56.325	34.679	40.185	41.461	259.9	17:13.100
9	1	1:57.080	34.786	40.855	41.439	257.4	19:10.180
10	1	2:00.342	35.193	42.256	42.893	259.4	21:10.522
11	1	1:57.638	34.793	40.767	42.078	260.4	23:08.160
12	1	1:58.114	35.575	40.845	41.694	260.9	25:06.274
13	1	1:56.849	35.073	39.957	41.819	256.9	27:03.123
14	1	1:56.881	35.676	39.781	41.424	257.9	29:00.004
15	1	1:55.751	34.948	40.109	40.694	258.9	30:55.755
16	1	3:23.103B	35.912	40.049	2:07.142	258.4	34:18.858
17	3	7:43.120B	57.723	40.861	6:04.536	201.5	42:01.978

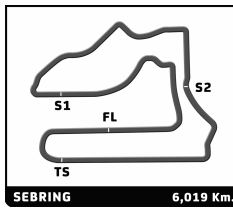


FIA WEC
60th Annual 12 Hours of Sebring
Free Practice 2

Sector Analysis

Personal Best Session Best B Crossing the finish line in pit lane

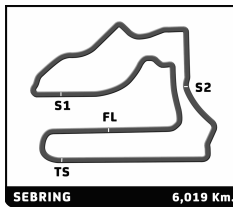
Lap	D	Time	Sector 1	Sector 2	Sector 3	T. Spd	Elapsed	Lap	D	Time	Sector 1	Sector 2	Sector 3	T. Spd	Elapsed
18	3	2:24.173	1:00.393	41.155	42.625	257.9	44:26.151								
19	3	1:56.878	34.855	40.317	41.706	261.4	46:23.029								
20	3	1:58.618	36.349	40.263	42.006	258.4	48:21.647								
21	3	2:03.632	36.726	43.308	43.598	259.9	50:25.279								
22	3	4:06.309 B	35.151	39.803	2:51.355	232.0	54:31.588								
23	3	2:21.579	56.106	42.983	42.490	257.9	56:53.167								
24	3	1:59.076	34.946	40.885	43.245	254.1	58:52.243								
50	Larbre Competition		3. Pedro Lamy			Chevrolet Corvette C6-ZR1 LM GTE Am									
		1. Patrick Bornhauser				LM GTE Am									
		2. Julien Canal													
1	3	3:31.902	1:54.099	48.615	49.188	211.5	3:31.902								
2	3	2:08.230	38.552	44.143	45.535	249.4	5:40.132								
3	3	2:06.370	38.100	43.816	44.454	250.8	7:46.502								
4	3	2:04.660	37.686	42.844	44.130	249.9	9:51.162								
5	3	2:04.501	36.906	43.247	44.348	253.1	11:55.663								
6	3	2:07.233	37.426	44.702	45.105	249.4	14:02.896								
7	3	2:03.956	37.069	42.575	44.312	249.9	16:06.852								
8	3	2:19.437 B	38.308	43.393	57.736	228.9	18:26.289								
9	3	5:07.694	3:37.698	45.313	44.683	249.0	23:33.983								
10	3	2:04.553	37.308	42.881	44.364	248.5	25:38.536								
11	3	2:04.529	37.541	43.066	43.922	251.7	27:43.065								
12	3	2:02.747	36.548	42.397	43.802	255.0	29:45.812								
13	3	2:15.121 B	37.293	43.039	54.789	236.9	32:00.933								
14	2	6:22.655 B	4:31.400	47.870	1:03.385	185.1	38:23.588								
15	2	6:04.777	4:34.414	44.614	45.749	240.2	44:28.365								
16	2	2:05.142	37.422	43.346	44.374	250.8	46:33.507								
17	2	2:04.532	37.203	42.817	44.512	251.3	48:38.039								
18	2	2:07.181	38.233	43.418	45.530	250.8	50:45.220								
19	2	2:31.192 B	40.633	47.083	1:03.476	177.9	53:16.412								
20	2	6:04.968	4:33.836	45.115	46.017	248.1	59:21.380								
21	2	2:19.724 B	37.738	43.271	58.715	242.3	1:01:41.104								
55	JWA-Avila		3. Joel Camathias			Porsche 911 RSR (997) LM GTE Am									
		1. Bill Binnie				LM GTE Am									
		2. Markus Palttala													
1	1	1:41.976 B					1:41.976								
2	3	2:49.413	1:08.942	51.546	48.925	245.0	4:31.389								
3	3	2:12.825	40.103	46.411	46.311	245.0	6:44.214								
4	3	2:11.549	38.730	46.717	46.102	249.0	8:55.763								
5	3	2:11.928	38.896	45.406	47.626	224.4	11:07.691								
6	3	2:09.243	38.503	44.668	46.072	252.2	13:16.934								
7	3	2:11.710	39.150	45.775	46.785	249.9	15:28.644								
8	3	7:12.684 B	38.770	45.595	5:48.319	248.1	22:41.328								
9	3	2:34.808	1:01.449	46.875	46.484	246.3	25:16.136								
10	3	2:11.164	39.778	44.899	46.487	248.5	27:27.300								
11	3	2:12.018	40.515	45.285	46.218	249.4	29:39.318								
12	3	2:09.550	38.508	44.479	46.563	248.1	31:48.868								
13	3	2:09.585	38.813	44.426	46.346	249.4	33:58.453								
14	3	7:36.157 B	38.628	46.248	6:11.281	243.6	41:34.610								
15	1	2:30.838	59.968	44.680	46.190	251.3	44:05.448								
16	1	2:07.047	38.010	43.641	45.396	250.8	46:12.495								
17	1	2:07.086	37.898	43.377	45.811	253.6	48:19.581								
18	1	6:03.514 B	38.081	44.053	4:41.380	250.3	54:23.095								
19	1	4:16.366 B	59.099	44.920	2:32.347	151.8	58:39.461								
57	Krohn Racing		3. Michele Rugolo			Ferrari F458 Italia LM GTE Am									
		1. Tracy Krohn				LM GTE Am									
		2. Niclas Jönsson													
1	1	3:38.372	2:05.274	46.000	47.098	245.4	3:38.372								
2	1	2:08.783	38.763	44.339	45.681	247.6	5:47.155								
3	1	2:10.633	38.670	44.862	47.101	250.3	7:57.788								
4	1	2:10.725	37.993	46.439	46.293	242.3	10:08.513								
5	1	2:07.461	38.099	43.716	45.646	249.0	12:15.974								
6	1	2:09.163	38.311	44.183	46.669	243.6	14:25.137								
7	1	2:06.325	38.040	43.341	44.944	248.1	16:31.462								
8	1	2:06.383	37.958	43.360	45.065	248.5	18:37.845								
9	1	2:20.729 B	39.756	44.213	56.760	247.6	20:58.574								
10	1	7:45.098	6:12.612	46.274	46.212	249.0	28:43.672								
11	1	2:09.519	38.743	44.546	46.230	245.8	30:53.191								
12	1	2:09.921	38.821	45.312	45.788	249.4	33:03.112								
13	1	2:07.845	38.142	43.844	45.859	246.3	35:10.957								
14	1	2:23.108 B	38.454	44.493	1:00.161	242.8	37:34.065								
15	3	7:53.722	6:20.467	46.457	46.798	248.1	45:27.787								
16	3	2:07.631	39.494	43.251	44.886	251.3	47:35.418								
17	3	2:05.246	37.351	43.373	44.522	249.9	49:40.664								
18	3	2:16.656 B	36.527	42.299	57.830	252.2	51:57.320								
19	3	5:11.590	3:43.978	43.251	44.361	247.2	57:08.910								
20	3	2:06.925	36.918	44.940	45.067	220.4	59:15.835								
21	3	2:03.791	37.188	42.467	44.136	249.4	1:01:19.626								
58	Luxury Racing		3. François Jakubowski			Ferrari F458 Italia LM GTE Am									
		1. Pierre Ehret				LM GTE Am									
		2. Dominik Farnbacher													
1	2	2:55.397	1:20.179	47.531	47.687	228.9	2:55.397								
2	2	2:09.987	39.916	44.961	45.110	245.4	5:05.384								
3	2	2:05.177	38.040	42.991	44.146	249.0	7:10.561								
4	2	2:03.705	36.840	43.337	43.528	249.9	9:14.266								
5	2	2:04.634	37.167	43.370	44.097	248.5	11:18.900								
6	2	3:57.032 B	36.885	43.003	2:37.144	249.4	15:15.932								
7	2	2:37.939	1:01.886	49.630	46.423	245.0	17:53.871								
8	2	2:10.990	38.537	45.614	46.839	228.5	20:04.861								



FIA WEC
60th Annual 12 Hours of Sebring
Free Practice 2

Sector Analysis

Lap	D	Time	Sector 1	Sector 2	Sector 3	T. Spd	Elapsed	Lap	D	Time	Sector 1	Sector 2	Sector 3	T. Spd	Elapsed
9	2	2:06.953	37.889	43.696	45.368	248.5	22:11.814	16	1	2:39.134	1:03.344	47.027	48.763	241.1	45:26.564
10	2	2:07.003	38.603	43.574	44.826	246.3	24:18.817	17	1	2:19.680	41.871	49.738	48.071	247.2	47:46.244
11	2	2:07.358	38.415	43.949	44.994	247.2	26:26.175	18	1	2:40.432	39.649	46.354	1:14.429	175.6	50:26.676
12	2	2:06.657	37.771	43.426	45.460	248.5	28:32.832	19	1	4:53.076 B	41.405	46.929	3:24.742	205.5	55:19.752
13	2	2:08.095	38.320	43.995	45.780	248.5	30:40.927	<div style="border: 1px solid black; padding: 5px;"> 70 Larbre Competition Chevrolet Corvette C6-ZR1 1.Christophe Bourret 3.Jean-Philippe Belloc 2.Pascal Gibon LM GTE Am </div>							
14	2	2:07.144	37.802	43.847	45.495	249.0	32:48.071	1	3	3:26.343	1:42.331	52.633	51.379	225.9	3:26.343
15	2	8:54.963 B	38.377	44.221	7:32.365	245.0	41:43.034	2	3	2:16.765	40.513	47.981	48.271	242.8	5:43.108
16	1	2:32.249	1:02.184	44.268	45.797	248.5	44:15.283	3	3	2:10.852	39.479	44.943	46.430	244.5	7:53.960
17	1	2:07.240	38.351	44.038	44.851	249.4	46:22.523	4	3	2:14.580	39.898	46.092	48.590	237.3	10:08.540
18	1	2:06.488	38.080	43.647	44.761	249.9	48:29.011	5	3	2:22.615 B	39.859	45.325	57.431	244.1	12:31.155
19	1	2:06.832	37.418	44.160	45.254	250.3	50:35.843	6	3	5:45.960	4:02.743	51.552	51.665	218.0	18:17.115
20	1	4:38.312 B	37.167	43.916	3:17.229	216.6	55:14.155	7	3	2:15.788	41.018	46.300	48.470	236.9	20:32.903
21	1	2:26.291	57.776	43.481	45.034	248.1	57:40.446	8	3	2:11.041	39.299	44.932	46.810	246.7	22:43.944
22	1	2:05.075	37.276	43.063	44.736	247.2	59:45.521	9	3	2:10.154	38.773	44.796	46.585	236.1	24:54.098
23	1	2:04.966	37.111	43.329	44.526	249.0	1:01:50.487	10	3	2:09.114	38.620	44.550	45.944	245.8	27:03.212
<div style="border: 1px solid black; padding: 5px;"> 59 Luxury Racing Ferrari F458 Italia 1.Frédéric Makowiecki 3.Jean-Karl Vernay 2.Jaime Melo LM GTE Pro </div>							11	3	2:08.610	38.493	43.940	46.177	248.1	29:11.822	
1	2	2:58.102	1:27.250	45.836	45.016	248.5	2:58.102	12	3	2:07.935	38.718	44.121	45.096	249.4	31:19.757
2	2	2:05.584	37.624	43.521	44.439	251.7	5:03.686	13	3	2:08.209	37.975	44.216	46.018	247.2	33:27.966
3	2	2:05.180	36.780	42.316	46.084	211.2	7:08.866	14	3	2:07.437	38.458	43.784	45.195	249.0	35:35.403
4	2	2:02.145	35.884	42.007	44.254	248.5	9:11.011	15	3	2:25.938 B	38.253	46.239	1:01.446	216.9	38:01.341
5	2	2:01.312	35.808	42.136	43.368	252.2	11:12.323	16	2	6:30.275	4:58.182	45.416	46.677	245.4	44:31.616
6	2	3:57.032 B	36.824	42.540	2:37.668	238.5	15:09.355	17	2	2:08.261	37.970	44.921	45.370	250.3	46:39.877
7	2	2:26.650	58.186	43.360	45.104	248.1	17:36.005	18	2	2:06.484	37.758	43.926	44.800	249.4	48:46.361
8	2	2:01.617	36.362	42.068	43.187	249.9	19:37.622	19	2	2:07.578	37.486	43.677	46.415	250.3	50:53.939
9	2	3:37.324 B	35.782	50.067	2:11.475	248.5	23:14.946	20	2	2:32.323 B	43.341	47.613	1:01.369	213.2	53:26.262
10	1	2:23.891	57.534	42.808	43.549	250.3	25:38.837	21	2	4:48.046	3:16.441	45.010	46.595	245.8	58:14.308
11	1	2:02.121	36.351	42.018	43.752	252.2	27:40.958	22	2	2:07.740	38.336	44.062	45.342	248.5	1:00:22.048
12	1	2:02.864	36.745	42.245	43.874	251.3	29:43.822	<div style="border: 1px solid black; padding: 5px;"> 71 AF Corse Ferrari F458 Italia 1.Andrea Bertolini 3.Marco Cioci 2.Olivier Beretta LM GTE Pro </div>							
13	1	2:01.839	36.128	42.346	43.365	251.3	31:45.661	1	2	3:29.997	1:58.163	45.578	46.256	245.0	3:29.997
14	1	10:06.705 B	36.379	42.662	8:47.664	247.2	41:52.366	2	2	2:06.777	37.834	44.376	44.567	249.4	5:36.774
15	1	2:28.950	58.671	43.853	46.426	242.8	44:21.316	3	2	2:05.042	36.979	43.987	44.076	249.9	7:41.816
16	1	2:01.456	35.910	42.428	43.118	253.6	46:22.772	4	2	2:02.120	36.324	42.335	43.461	250.3	9:43.936
17	1	3:52.519 B	36.558	42.492	2:33.469	255.0	50:15.291	5	2	2:02.566	36.339	42.596	43.631	250.8	11:46.502
18	3	4:25.591 B	59.936	47.365	2:38.290	172.9	54:40.882	6	2	2:02.889	36.304	42.619	43.966	251.7	13:49.391
19	3	2:30.693	57.206	48.064	45.423	245.0	57:11.575	7	2	2:03.063	36.438	42.773	43.852	251.3	15:52.454
20	3	2:07.897	38.635	44.280	44.982	250.3	59:19.472	8	2	2:02.846	36.464	42.384	43.998	251.3	17:55.300
21	3	2:03.746	36.700	42.648	44.398	252.2	1:01:23.218	9	2	7:37.666 B	37.474	46.465	6:13.727	222.2	25:32.966
<div style="border: 1px solid black; padding: 5px;"> 61 AF Corse-Waltrip Ferrari F458 Italia 1.Robert Kauffman 3.Rui Aguas 2.Michael Waltrip LM GTE Am </div>							10	2	2:25.816	58.042	44.048	43.726	250.3	27:58.782	
1	2	3:19.005	1:35.640	52.521	50.844	200.9	3:19.005	11	2	2:03.553	36.601	42.558	44.394	251.7	30:02.335
2	2	2:14.322	39.811	46.424	48.087	242.8	5:33.327	12	2	2:02.334	36.292	42.443	43.599	252.2	32:04.669
3	2	2:12.546	39.033	45.906	47.607	244.1	7:45.873	13	2	2:04.843	36.854	42.588	45.401	232.0	34:09.512
4	2	2:12.365	39.297	45.028	48.040	244.1	9:58.238	14	2	8:51.948 B	36.444	42.046	7:33.458	252.2	43:01.460
5	2	2:11.195	38.804	45.451	46.940	246.7	12:09.433	15	2	2:25.738	58.133	43.233	44.372	253.1	45:27.198
6	2	2:09.634	39.284	44.127	46.223	247.2	14:19.067	16	2	2:04.837	37.580	43.389	43.868	251.7	47:32.035
7	2	2:08.940	38.217	44.401	46.322	246.3	16:28.007	17	2	2:02.377	36.858	42.117	43.402	251.3	49:34.412
8	2	2:08.698	37.968	44.572	46.158	245.8	18:36.705	18	2	5:36.268 B	36.659	42.470	4:17.139	233.6	55:10.680
9	2	2:12.468	40.764	45.237	46.467	248.5	20:49.173	19	2	2:24.434	58.438	42.345	43.651	249.9	57:35.114
10	2	2:09.994	38.251	45.448	46.295	245.8	22:59.167	20	2	2:02.141	36.062	42.189	43.890	249.4	59:37.255
11	2	2:08.234	37.881	44.211	46.142	240.2	25:07.401	21	2	2:01.874	36.021	41.892	43.961	251.3	1:01:39.129
12	2	4:37.406 B	38.183	44.508	3:14.715	204.9	29:44.807	<div style="border: 1px solid black; padding: 5px;"> 77 Team Felbermayr-Proton Porsche 911 RSR (997) 1.Richard Lietz 3.Patrick Pilet 2.Marc Lieb LM GTE Pro </div>							
13	1	2:47.934	1:06.472	50.625	50.837	231.6	32:32.741								
14	1	2:15.484	39.712	47.369	48.403	242.8	34:48.225								
15	1	7:59.205 B	39.372	52.370	6:27.463	210.6	42:47.430								



FIA WEC
60th Annual 12 Hours of Sebring
Free Practice 2

Sector Analysis

■ Personal Best ■ Session Best B Crossing the finish line in pit lane

Lap	D	Time	Sector 1	Sector 2	Sector 3	T. Spd	Elapsed	Lap	D	Time	Sector 1	Sector 2	Sector 3	T. Spd	Elapsed
1	2	2:43.043	1:08.853	47.547	46.643	205.5	2:43.043	8	2	4:14.495 B	37.296	44.165	2:53.034	241.1	24:05.022
2	2	2:08.626	37.329	44.920	46.377	250.8	4:51.669	9	2	2:26.085	59.504	42.789	43.792	250.3	26:31.107
3	2	2:05.936	36.804	44.999	44.133	252.2	6:57.605	10	2	6:21.419 B	36.210	42.131	5:03.078	234.4	32:52.526
4	2	2:03.266	36.259	42.510	44.497	252.2	9:00.871	11	2	2:25.762	58.808	43.222	43.732	249.4	35:18.288
5	2	2:10.972	36.267	45.800	48.905	239.8	11:11.843	12	2	6:10.746 B	36.417	49.157	4:45.172	191.4	41:29.034
6	2	2:04.140	36.873	42.344	44.923	250.8	13:15.983	13	2	2:30.632	1:01.333	45.436	43.863	252.2	43:59.666
7	2	2:04.501	36.506	43.923	44.072	252.2	15:20.484	14	2	4:40.289 B	36.139	47.354	3:16.796	254.1	48:39.955
8	2	5:48.241 B	37.084	45.136	4:26.021	225.1	21:08.725	15	2	2:33.007	1:02.268	44.959	45.780	249.9	51:12.962
9	2	2:29.155	1:00.285	43.278	45.592	245.4	23:37.880	16	2	3:08.107 B	37.972	45.677	1:44.458	208.0	54:21.069
10	2	2:06.591	37.237	42.917	46.437	235.6	25:44.471	17	2	2:28.507	59.897	44.158	44.452	242.3	56:49.576
11	2	2:03.628	37.039	42.630	43.959	253.1	27:48.099	18	2	2:03.928	36.440	42.450	45.038	249.4	58:53.504
12	2	3:41.129 B	36.883	45.024	2:19.222	251.3	31:29.228	19	2	2:02.322	36.964	42.078	43.280	254.1	1:00:55.826
13	2	2:32.808	1:02.770	45.671	44.367	250.3	34:02.036								
14	2	7:26.402 B	36.359	42.863	6:07.180	252.2	41:28.438								
15	2	2:26.494	57.950	42.841	45.703	225.9	43:54.932								
16	2	2:06.551	36.855	44.395	45.301	250.8	46:01.483								
17	2	2:02.696	36.784	42.353	43.559	253.1	48:04.179								
18	2	2:06.801	36.154	42.493	48.154	245.0	50:10.980								
19	2	4:07.294 B	36.808	43.029	2:47.457	195.5	54:18.274								
20	3	2:24.669	57.426	43.024	44.219	253.1	56:42.943								
21	3	2:05.543	37.417	43.166	44.960	251.3	58:48.486								
22	3	2:03.571	36.427	43.566	43.578	253.1	1:00:52.057								

88 Team Felbermayr-Proton Porsche 911 RSR (997)
1.Christian Ried 3.Paolo Ruberti LM GTE Am
2.Gianluca Roda

1	3	2:46.379	1:13.984	45.398	46.997	229.7	2:46.379
2	3	2:06.201	37.513	43.722	44.966	254.6	4:52.580
3	3	2:05.857	37.214	43.985	44.658	254.6	6:58.437
4	3	2:04.154	36.733	42.880	44.541	256.0	9:02.591
5	3	2:10.763	36.414	43.183	51.166	240.2	11:13.354
6	3	2:04.280	36.664	43.488	44.128	256.0	13:17.634
7	3	4:47.872 B	37.360	42.578	3:27.934	236.9	18:05.506
8	3	2:27.058	57.763	43.739	45.556	240.6	20:32.564
9	3	4:07.700 B	37.537	43.552	2:46.611	233.6	24:40.264
10	1	2:40.223	1:05.132	47.408	47.683	234.0	27:20.487
11	1	2:09.765	38.854	44.735	46.176	252.2	29:30.252
12	1	2:08.020	37.916	44.170	45.934	245.0	31:38.272
13	1	2:10.664	37.913	44.986	47.765	232.4	33:48.936
14	1	7:40.576 B	37.966	44.712	6:17.898	248.1	41:29.512
15	1	2:34.294	1:02.855	44.924	46.515	236.5	44:03.806
16	1	2:06.786	37.504	44.001	45.281	253.6	46:10.592
17	1	2:08.440	38.178	44.145	46.117	251.7	48:19.032
18	1	2:07.931	37.982	44.224	45.725	255.0	50:26.963
19	1	3:57.787 B	38.136	43.533	2:36.118	213.5	54:24.750
20	1	2:34.348	59.865	45.496	48.987	243.6	56:59.098
21	1	2:09.345	38.249	45.529	45.567	251.7	59:08.443
22	1	2:07.703	38.104	44.201	45.398	249.9	1:01:16.146

97 Aston Martin Racing Aston Martin Vantage V8
1.Stefan Mücke 3.Darren Turner LM GTE Pro
2.Adrian Fernandez

1	2	2:43.403	1:11.412	45.507	46.484	208.3	2:43.403
2	2	2:07.890	37.633	44.454	45.803	250.3	4:51.293
3	2	2:04.923	36.384	44.691	43.848	252.2	6:56.216
4	2	2:01.998	36.484	42.180	43.334	255.5	8:58.214
5	2	6:23.162 B	37.071	44.938	5:01.153	229.3	15:21.376
6	2	2:26.739	59.171	43.412	44.156	249.9	17:48.115
7	2	2:02.412	36.445	42.192	43.775	250.8	19:50.527