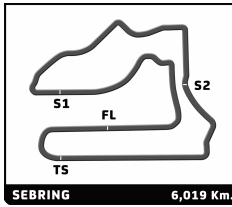


FIA WEC
60th Annual 12 Hours of Sebring
Free Practice 4

Sector Analysis

								■ Personal Best ■ Session Best ■ Crossing the finish line in pit lane							
Lap	D	Time	Sector 1	Sector 2	Sector 3	T. Spd	Elapsed	Lap	D	Time	Sector 1	Sector 2	Sector 3	T. Spd	Elapsed
3		Audi Sport Team Joest			Audi R18										
		1.Timo Bernhard		3.Loic Duval		LM P1									
		2.Romain Dumas													
1	2	8:15.752 B	2:00.956	49.367	5:25.429	263.9	8:15.752	1	1	4:08.761	2:36.429	46.736	45.596	217.3	4:08.761
2	2	2:26.325	1:00.137	44.932	41.256	271.3	10:42.077	2	1	1:52.238	33.048	39.259	39.931	260.9	6:00.999
3	2	1:50.001	33.187	38.450	38.364	276.2	12:32.078	3	1	1:53.547	32.667	39.798	41.082	262.4	7:54.546
4	2	1:58.939	33.416	40.572	44.951	143.8	14:31.017	4	1	2:00.802	34.780	43.049	42.973	254.1	9:55.348
5	2	1:55.898	31.891	41.576	42.431	164.0	16:26.915	5	1	1:54.399	33.059	40.102	41.238	262.4	11:49.747
6	2	1:50.012	31.886	39.733	38.393	275.6	18:16.927	6	1	1:55.005	33.504	39.898	41.603	257.4	13:44.752
7	2	1:53.235	33.605	41.293	38.337	276.2	20:10.162	7	1	1:52.177	32.847	39.441	39.889	264.4	15:36.929
8	2	8:00.231 B	31.787	39.502	6:48.942	277.9	28:10.393	8	1	1:54.882	33.988	39.899	40.995	262.9	17:31.811
9	2	2:50.220	1:04.118	1:01.349	44.753	238.9	31:00.613	9	1	2:00.442	34.077	42.272	44.093	253.6	19:32.253
10	2	1:48.200	31.794	37.714	38.692	276.8	32:48.813	10	1	1:51.356	32.829	39.493	39.034	264.4	21:23.609
12		Rebellion Racing			Lola B12/60 Coupé - Toyota										
		1.Nicolas Prost		3.Nick Heidfeld		LM P1									
		2.Neel Jani													
1	2	2:46.447	1:19.403	43.121	43.923	263.9	2:46.447	11	1	1:53.063	33.201	40.303	39.559	262.9	34:45.717
2	2	2:00.412	36.801	42.565	41.046	270.7	4:46.859	12	1	2:01.815 B	33.030	38.669	50.116	264.9	25:15.388
3	2	1:58.377	36.604	41.122	40.651	268.1	6:45.236	13	1	7:37.266	6:17.227	39.297	40.742	220.4	32:52.654
4	2	1:57.204	34.168	40.198	42.838	245.4	8:42.440	14	1	1:50.988	32.736	39.137	39.115	263.9	36:36.705
5	2	1:55.150	34.868	40.188	40.094	269.1	10:37.590	15	1	2:02.555 B	34.700	39.122	48.733	264.4	38:39.260
6	2	1:52.219	33.323	39.076	39.820	270.2	12:29.809	16	1	5:38.523	4:15.846	42.202	40.475	262.4	44:17.783
7	2	1:55.176	34.878	40.114	40.184	240.2	14:24.985	17	3	1:53.441	33.630	40.088	39.723	262.4	46:11.224
8	2	1:58.465	35.038	43.013	40.414	262.4	16:23.450	18	3	2:09.266 B	33.775	42.840	52.651	262.4	48:20.490
9	2	1:52.767	34.018	39.794	38.955	270.2	18:16.217	19	3	2:40.684	1:18.132	39.540	43.012	259.9	51:01.174
10	2	7:39.100 B	35.267	44.363	6:19.470	240.6	25:55.317	20	3	1:53.909	34.153	39.065	40.691	262.4	52:55.083
11	2	2:24.915	1:01.401	43.111	40.403	269.1	28:20.232	21	3	2:25.117 B	35.878	45.255	1:03.984	207.0	55:20.200
12	2	1:51.268	33.081	38.831	39.356	253.6	30:11.500								
13	2	1:55.885	34.232	40.522	41.131	228.2	32:07.385								
14	2	1:54.971	34.176	40.426	40.369	270.2	34:02.356								
15	2	1:50.361	33.089	38.763	38.509	270.2	35:52.717								
16		Pescarolo Team			Pescarolo - Judd										
		1.Emmanuel Collard		3.Julien Jousse		LM P1									
		2.Jean-Christophe Boullion													
1	1	1:30.816 B					1:30.816	1	1	1:30.816 B					1:30.816
2	1	2:31.337	1:01.735	46.628	42.974	256.0	4:02.153	2	1	2:31.337	1:01.735	46.628	42.974	256.0	4:02.153
3	1	3:27.529 B	35.662	43.532	2:08.335	257.9	7:29.682	3	1	3:27.529 B	35.662	43.532	2:08.335	257.9	7:29.682
4	1	2:27.657	1:00.364	43.183	44.110	257.4	9:57.339	4	1	2:27.657	1:00.364	43.183	44.110	257.4	9:57.339
5	1	2:05.650	35.610	41.480	48.560	259.4	12:02.989	5	1	2:05.650	35.610	41.480	48.560	259.4	12:02.989
6	1	1:59.719	35.636	42.515	41.568	258.9	14:02.708	6	1	1:59.719	35.636	42.515	41.568	258.9	14:02.708
7	1	1:59.919	34.756	41.842	43.321	258.9	16:02.627	7	1	1:59.919	34.756	41.842	43.321	258.9	16:02.627
8	1	1:55.053	34.103	40.131	40.819	260.4	17:57.680	8	1	1:55.053	34.103	40.131	40.819	260.4	17:57.680
9	1	1:55.034	33.794	40.365	40.875	262.4	19:52.714	9	1	1:55.034	33.794	40.365	40.875	262.4	19:52.714
10	1	1:58.927	34.875	42.024	42.028	260.4	21:51.641	10	1	1:58.927	34.875	42.024	42.028	260.4	21:51.641
11	1	1:54.552	34.618	40.008	39.926	263.4	23:46.193	11	1	1:54.552	34.618	40.008	39.926	263.4	23:46.193
12	1	1:52.798	33.350	39.676	39.772	261.9	25:38.991	12	1	1:52.798	33.350	39.676	39.772	261.9	25:38.991
13	1	3:55.124 B	35.386	41.493	2:38.245	263.9	29:34.115	13	1	3:55.124 B	35.386	41.493	2:38.245	263.9	29:34.115
14	1	2:21.622	59.658	40.726	41.238	260.9	31:55.737	14	1	2:21.622	59.658	40.726	41.238	260.9	31:55.737
15	1	1:54.232	33.359	39.891	40.982	263.9	33:49.969	15	1	1:54.232	33.359	39.891	40.982	263.9	33:49.969
16	1	1:55.035	33.658	39.579	41.798	262.9	35:45.004	16	1	1:55.035	33.658	39.579	41.798	262.9	35:45.004
17	1	1:52.102	33.538	39.106	39.458	263.4	37:37.106	17	1	1:52.102	33.538	39.106	39.458	263.4	37:37.106
18	1	1:51.887	33.382	38.764	39.741	268.1	39:28.993	18	1	1:51.887	33.382	38.764	39.741	268.1	39:28.993
19	1	5:31.592 B	33.991	41.195	4:16.406	263.4	45:00.585	19	1	5:31.592 B	33.991	41.195	4:16.406	263.4	45:00.585
20	1	2:16.672	56.059	39.361	41.252	263.4	47:17.257	20	1	2:16.672	56.059	39.361	41.252	263.4	47:17.257
21	1	1:51.304	33.285	38.554	39.465	263.9	49:08.561	21	1	1:51.304	33.285	38.554	39.465	263.9	49:08.561
22	1	3:14.378 B	33.184	39.417	2:01.777	258.9	52:22.939	22	1	3:14.378 B	33.184	39.417	2:01.777	258.9	52:22.939
21		Strakka Racing			HPD ARX 03a - Honda										
		1.Nick Leventis		3.Jonny Kane		LM P1									
		2.Danny Watts													
1	3	3:00.253	1:19.889	49.468	50.896	219.0	3:00.253	1	3	3:00.253	1:19.889	49.468	50.896	219.0	3:00.253
2	3	2:05.601	37.976	43.884	43.741	261.4	5:05.854	2	3	2:05.601	37.976	43.884	43.741	261.4	5:05.854
3	3	1:59.645	36.395	41.302	41.948	262.9	7:05.499	3	3	1:59.645	36.395	41.302	41.948	262.9	7:05.499
4	3	1:57.404	35.240	40.352	41.812	266.5	9:02.903	4	3	1:57.404	35.240	40.352	41.812	266.5	9:02.903
5	3	1:58.991	35.137	41.116	42.738	271.3	11:01.894	5	3	1:58.991	35.137	41.116	42.738	271.3	11:01.894
6	3	1:57.018	35.465	40.402	41.151	269.1	12:58.912	6	3	1:57.018	35.465	40.402	41.151	269.1	12:58.912
7	3	1:58.916	35.674	41.471	41.771	266.5	14:57.828	7	3	1:58.916	35.674	41.471	41.771	266.5	14:57.828
15		Oak Racing			Oak Pescarolo - Judd										
		1.Guillaume Moreau		3.Dominik Kraihamer		LM P1									
		2.Bertrand Baguette													



FIA WEC
60th Annual 12 Hours of Sebring
Free Practice 4

Sector Analysis

■ Personal Best ■ Session Best B Crossing the finish line in pit lane

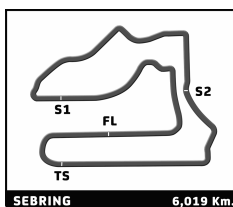
Lap	D	Time	Sector 1	Sector 2	Sector 3	T. Spd	Elapsed	Lap	D	Time	Sector 1	Sector 2	Sector 3	T. Spd	Elapsed
8	3	1:55.911	34.648	39.808	41.455	269.6	16:53.739	15	1	1:59.987	33.782	40.050	46.155	256.9	34:01.287
9	3	2:00.507	35.124	42.870	42.513	268.6	18:54.246	16	1	2:07.552B	33.842	40.432	53.278	256.9	36:08.839
10	3	3:22.838B	35.728	41.824	2:05.286	270.7	22:17.084	17	1	7:07.394	5:41.915	43.063	42.416	256.0	43:16.233
11	2	2:19.248	59.137	40.498	39.613	271.8	24:36.332	18	1	1:52.030	33.080	39.046	39.904	257.9	45:08.263
12	2	1:51.070	33.260	38.704	39.106	273.4	26:27.402	19	1	1:57.482	36.144	40.974	40.364	259.9	47:05.745
13	2	1:55.909	34.178	39.690	42.041	274.0	28:23.311	20	1	1:54.668	33.223	40.369	41.076	257.4	49:00.413
14	2	1:53.383	35.080	38.881	39.422	272.9	30:16.694	21	1	1:55.800	33.456	40.300	42.044	259.4	50:56.213
15	2	10:10.943B	32.912	39.004	8:59.027	274.5	40:27.637	22	1	1:56.646	33.752	41.151	41.743	259.9	52:52.859
16	2	2:27.611	1:03.288	42.922	41.401	270.7	42:55.248	23	1	2:23.122B	33.340	46.340	1:03.442	204.3	55:15.981
17	2	1:54.220	34.892	39.558	39.770	271.8	44:49.468								
18	2	1:54.125	35.087	39.080	39.958	272.9	46:43.593								
19	2	1:54.638	33.715	38.942	41.981	218.7	48:38.231								
20	2	1:50.383	32.786	38.160	39.437	274.5	50:28.614								
21	2	1:58.290	34.452	41.655	42.183	272.9	52:26.904								

22		JRM	3.Peter Dumbreck		HPD ARX 03a - Honda		LM P1
		1.David Brabham					
		2.Karun Chandhok					
1	3	2:38.926	1:10.670	44.995	43.261	262.9	2:38.926
2	3	3:40.554B	34.632	45.058	2:20.864	210.2	6:19.480
3	3	2:21.609	57.994	41.483	42.132	255.5	8:41.089
4	3	1:56.048	34.865	39.416	41.767	266.5	10:37.137
5	3	1:53.813	33.333	39.354	41.126	268.6	12:30.950
6	3	6:00.964B	34.357	48.128	4:38.479	211.5	18:31.914
7	3	2:17.080	56.868	39.791	40.421	268.1	20:48.994
8	3	1:53.011	33.250	40.242	39.519	267.5	22:42.005
9	3	1:55.734	34.597	41.051	40.086	269.1	24:37.739
10	3	1:51.356	32.918	39.099	39.339	270.2	26:29.095
11	3	1:54.925	34.341	39.102	41.482	251.7	28:24.020
12	3	1:53.958	35.071	39.037	39.850	273.4	30:17.978
13	3	1:52.517	32.960	38.525	41.032	271.3	32:10.495
14	3	4:15.603B	34.656	39.458	3:01.489	235.2	36:26.098
15	2	2:24.515	1:01.649	40.368	42.498	270.2	38:50.613
16	2	1:51.218	32.779	38.023	40.416	272.3	40:41.831
17	2	1:54.334	35.124	38.514	40.696	270.2	42:36.165
18	2	1:56.308	33.394	40.725	42.189	207.4	44:32.473
19	2	1:50.297	32.928	38.378	38.991	271.8	46:22.770
20	2	1:50.687	32.887	38.198	39.602	275.1	48:13.457
21	2	1:54.772	33.914	39.025	41.833	257.4	50:08.229
22	2	1:51.337	32.937	38.603	39.797	274.5	51:59.566
23	2	4:18.067B	33.338	39.780	3:04.949	198.0	56:17.633

23		Signatech Nissan	3.Olivier Lombard		Oreca 03 - Nissan		LM P2
		1.Jordan Tresson					
		2.Franck Mailleux					
1	3	2:49.297	1:13.397	48.289	47.611	247.6	2:49.297
2	3	2:08.160	37.632	45.816	44.712	236.1	4:57.457
3	3	2:01.209	36.369	42.085	42.755	254.1	6:58.666
4	3	1:59.764	35.304	41.299	43.161	229.7	8:58.430
5	3	1:59.836	37.406	41.293	41.137	256.9	10:58.266
6	3	1:57.822	34.347	41.344	42.131	256.5	12:56.088
7	3	1:55.438	34.171	40.269	40.998	256.5	14:51.526
8	3	1:56.516	34.641	40.365	41.510	258.4	16:48.042
9	3	1:57.008	35.323	40.056	41.629	256.5	18:45.050
10	3	1:55.212	34.000	39.981	41.231	259.4	20:40.262
11	3	1:54.680	33.950	39.766	40.964	257.9	22:34.942
12	3	2:03.928B	33.999	39.793	50.136	258.4	24:38.870
13	1	5:18.477	3:55.874	41.938	40.665	257.4	29:57.347
14	1	2:03.953	34.038	45.678	44.237	252.7	32:01.300

24		Oak Racing	3.Olivier Pla		Morgan - Judd		LM P2
		1.Jacques Nicolet					
		2.Matthieu Lahaye					
1	3	4:09.950	2:38.613	45.085	46.252	195.2	4:09.950
2	3	1:54.260	34.018	39.247	40.995	256.0	6:04.210
3	3	1:55.093	34.792	39.487	40.814	262.9	7:59.303
4	3	1:59.839	35.568	42.970	41.301	243.6	9:59.142
5	3	1:55.346	34.090	40.685	40.571	259.9	11:54.488
6	3	2:09.529B	35.018	41.616	52.895	257.4	14:04.017
7	3	8:08.333	6:32.478	40.173	55.682	217.6	22:12.350
8	3	1:53.689	33.811	39.497	40.381	260.4	24:06.039
9	3	1:57.288	34.087	41.989	41.212	257.9	26:03.327
10	3	1:51.318	33.209	38.937	39.172	259.9	27:54.645
11	3	2:07.404B	35.487	40.986	50.931	259.4	30:02.049
12	1	4:51.443	3:26.997	41.331	43.115	257.4	34:53.492
13	1	1:59.927	36.250	41.422	42.255	257.9	36:53.419
14	1	1:59.191	36.205	41.352	41.634	258.9	38:52.610
15	1	2:05.338	35.306	47.634	42.398	258.9	40:57.948
16	1	1:59.146	35.430	41.331	42.385	258.9	42:57.094
17	1	2:00.747	35.437	42.063	43.247	237.7	44:57.841
18	1	1:59.174	35.397	41.183	42.594	258.9	46:57.015
19	1	1:57.852	35.244	40.567	42.041	259.9	48:54.867
20	1	1:59.264	36.191	41.510	41.563	260.4	50:54.131
21	1	1:58.618	35.511	41.105	42.002	260.4	52:52.749
22	1	2:25.743B	36.067	46.172	1:03.504	192.7	55:18.492

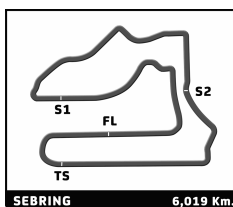
25		ADR-Delta	3.Tor Graves		Oreca 03 - Nissan		LM P2
		1.John Martin					
		2.Robbie Kerr					
1	1	2:08.592B					2:08.592
2	2	2:32.051	1:02.963	45.531	43.557	255.5	4:40.643
3	2	1:58.837	36.413	41.757	40.667	256.5	6:39.480
4	2	1:57.031	35.761	40.645	40.625	258.9	8:36.511
5	2	1:54.214	33.982	39.898	40.334	258.4	10:30.725
6	2	1:54.964	33.869	39.623	41.472	259.9	12:25.689
7	2	1:56.692	34.185	40.200	42.307	258.9	14:22.381
8	2	8:55.182B	36.220	40.275	7:38.687	256.9	23:17.563
9	1	2:25.867	1:00.923	43.535	41.409	257.4	25:43.430
10	1	1:56.294	34.414	40.039	41.841	259.4	27:39.724
11	1	1:58.161	35.697	40.128	42.336	257.4	29:37.885
12	1	2:00.109	34.203	42.227	43.679	258.4	31:37.994
13	1	2:03.255	36.551	41.976	44.728	247.2	33:41.249
14	1	1:54.878	34.260	39.929	40.689	258.4	35:36.127
15	1	4:42.317B	36.831	40.820	3:24.666	258.9	40:18.444
16	3	2:45.955B	1:06.511	43.223	56.221	247.6	43:04.399
17	3	2:25.782	1:01.338	42.198	42.246	258.4	45:30.181
18	3	1:53.811	34.216	39.616	39.979	260.4	47:23.992
19	3	1:56.275	34.961	39.416	41.898	254.1	49:20.267
20	3	1:51.899	33.342	38.908	39.649	261.9	51:12.166



FIA WEC
60th Annual 12 Hours of Sebring
Free Practice 4

Sector Analysis

							■ Personal Best ■ Session Best ■ Crossing the finish line in pit lane								
Lap	D	Time	Sector 1	Sector 2	Sector 3	T. Spd	Elapsed	Lap	D	Time	Sector 1	Sector 2	Sector 3	T. Spd	Elapsed
29 Gulf Racing Middle East							Lola B12/80 Coupé - Nissan								
1. Frédéric Fatien			3. Jean-Denis Deletraz				LM P2								
2. Keiko Ihara															
1	3	3:10.473	1:35.498	48.706	46.269	246.7	3:10.473	7	1	2:14.630	35.664	41.232	57.734	250.8	15:49.529
2	3	2:26.141	40.412	44.929	1:00.800	239.4	5:36.614	8	3	4:42.437	3:19.744	41.233	41.460	252.7	20:31.966
3	3	2:34.025	1:08.281	42.184	43.560	249.9	8:10.639	9	3	1:55.490	35.098	39.894	40.498	255.5	22:27.456
4	3	2:04.688	36.823	43.959	43.906	251.7	10:15.327	10	3	1:55.338	34.419	40.321	40.598	259.4	24:22.794
5	3	2:04.438	36.823	42.431	45.184	250.8	12:19.765	11	3	1:54.539	34.204	39.894	40.441	259.9	26:17.333
6	3	2:02.359	36.925	42.032	43.402	253.1	14:22.124	12	3	1:58.852	36.429	40.836	41.587	257.9	28:16.185
7	3	2:24.233	37.549	45.043	1:01.641	245.0	16:46.357	13	3	1:54.792	34.034	39.871	40.887	257.9	30:10.977
8	3	3:18.296	1:34.681	43.495	1:00.120	251.7	20:04.653	14	3	1:57.495	34.496	42.189	40.810	253.6	32:08.472
9	1	4:53.579	3:20.152	47.226	46.201	236.5	24:58.232	15	3	1:55.260	33.906	40.384	40.970	260.4	34:03.732
10	1	2:30.199	40.851	45.822	1:03.526	221.9	27:28.431	16	3	2:08.002	34.045	42.141	51.816	256.9	36:11.734
11	1	2:42.508	1:12.305	44.403	45.800	225.5	30:10.939	17	3	3:16.604	1:53.978	40.448	42.178	247.2	39:28.338
12	1	2:24.387	38.462	45.150	1:00.775	227.0	32:35.326	18	3	1:54.908	34.406	39.873	40.629	256.5	41:23.246
13	1	2:40.681	1:11.467	43.554	45.660	240.2	35:16.007	19	3	1:53.356	33.497	39.458	40.401	258.4	43:16.602
14	1	2:07.096	37.706	42.892	46.498	232.4	37:23.103	20	3	1:52.465	33.766	39.021	39.678	257.9	45:09.067
15	1	2:05.962	37.913	43.181	44.868	215.2	39:29.065	21	3	2:01.875	35.579	41.076	45.220	206.4	47:10.942
16	1	2:29.279	38.698	44.592	1:05.989	222.6	41:58.344	22	3	1:56.833	33.519	41.246	42.068	232.0	49:07.775
17	2	5:19.157	3:49.842	44.927	44.388	250.3	47:17.501	23	3	1:54.724	33.559	39.314	41.851	260.9	51:02.499
18	2	2:26.225	36.687	42.791	1:06.747	190.6	49:43.726	24	3	1:55.872	34.413	40.390	41.069	258.4	52:58.371
31 Lotus							Lola B12/80 Coupé - Lotus								
1. Thomas Holzer			3. Luca Moro				LM P2								
2. Mirco Shultis															
1	1	1:55.848					1:55.848	1	2	2:42.880	1:14.843	44.831	43.206	255.5	2:42.880
2	3	4:25.985	1:12.265	57.126	2:16.594	233.6	6:21.833	2	2	2:03.476	35.290	46.279	41.907	258.9	4:46.356
3	3	2:36.280	1:05.372	47.520	43.388	245.8	8:58.113	3	2	2:00.007	37.069	42.123	40.815	258.4	6:46.363
4	3	2:02.761	37.598	43.143	42.020	260.9	11:00.874	4	2	1:56.442	35.431	40.369	40.642	259.9	8:42.805
5	3	1:57.660	35.615	40.573	41.472	260.9	12:58.534	5	2	2:00.029	35.547	42.740	41.742	258.4	10:42.834
6	3	2:00.014	35.326	41.647	43.041	255.0	14:58.548	6	2	1:54.304	33.988	40.155	40.161	258.9	12:37.138
7	3	5:20.636	36.141	40.586	4:03.909	260.4	20:19.184	7	2	1:56.497	33.685	41.804	41.008	259.4	14:33.635
8	2	2:28.197	1:02.033	43.756	42.408	259.4	22:47.381	8	2	2:01.698	33.940	40.029	47.729	152.3	16:35.333
9	2	2:00.573	37.395	40.874	42.304	257.4	24:47.954	9	2	7:42.442	33.710	41.135	6:27.597	223.3	24:17.775
10	2	2:00.249	35.745	40.980	43.524	257.9	26:48.203	10	3	2:23.452	59.119	42.617	41.716	254.6	26:41.227
11	2	1:58.026	35.944	40.237	41.845	258.9	28:46.229	11	3	2:05.509	33.346	40.925	51.238	253.1	28:46.736
12	2	1:57.770	35.824	40.310	41.636	258.9	30:43.999	12	3	2:22.675	1:02.939	39.765	39.971	257.4	31:09.411
13	2	5:13.684	37.105	45.449	3:51.130	204.3	35:57.683	13	3	1:51.842	33.267	39.047	39.528	258.9	33:01.253
14	1	2:26.646	1:01.236	42.181	43.229	257.4	38:24.329	14	3	1:52.969	33.428	39.428	40.113	260.4	34:54.222
15	1	1:58.258	35.818	40.351	42.089	244.1	40:22.587	15	3	2:06.885	33.987	41.058	51.840	256.9	37:01.107
16	1	1:56.404	34.764	40.733	40.907	259.9	42:18.991	16	3	9:16.298	1:07.036	39.829	7:29.433	258.4	46:17.405
17	1	1:57.697	34.736	42.429	40.532	260.9	44:16.688	17	3	2:33.662	59.874	40.644	53.144	256.9	48:51.067
18	1	1:55.595	34.335	40.103	41.157	237.7	46:12.283	18	3	2:29.408	1:06.468	39.863	43.077	226.6	51:20.475
19	1	1:59.281	34.141	41.784	43.356	260.9	48:11.564	19	3	1:55.262	33.575	39.403	42.284	263.9	53:15.737
20	1	1:54.725	34.445	40.106	40.174	261.9	50:06.289								
21	1	1:54.407	33.932	40.290	40.185	263.4	52:00.696								
41 Greaves Motorsport							Zytek Z11SN - Nissan								
1. Christian Zügel			3. Elton Julian				LM P2								
2. Ricardo Gonzalez															
1	1	3:22.976	1:52.111	45.615	45.250	250.8	3:22.976								
2	1	2:07.243	38.546	43.720	44.977	254.6	5:30.219								
3	1	2:04.233	36.670	43.649	43.914	251.3	7:34.452								
4	1	2:00.850	36.056	42.339	42.455	252.7	9:35.302								
5	1	2:00.668	35.843	42.178	42.647	253.6	11:35.970								
6	1	1:58.929	35.750	41.271	41.908	255.0	13:34.899								
44 Starworks Motorsports							HPD ARX 03b - Honda								
1. Vicente Potolicchio			3. Stéphane Sarrazin				LM P2								
2. Ryan Dalziel															
1	2	2:42.880	1:14.843	44.831	43.206	255.5	2:42.880								
2	2	2:03.476	35.290	46.279	41.907	258.9	4:46.356								
3	2	2:00.007	37.069	42.123	40.815	258.4	6:46.363								
4	2	1:56.442	35.431	40.369	40.642	259.9	8:42.805								
5	2	2:00.029	35.547	42.740	41.742	258.4	10:42.834								
6	2	1:54.304	33.988	40.155	40.161	258.9	12:37.138								
7	2	1:56.497	33.685	41.804	41.008	259.4	14:33.635								
8	2	2:01.698	33.940	40.029	47.729	152.3	16:35.333								
9	2	7:42.442	33.710	41.135	6:27.597	223.3	24:17.775								
10	3	2:23.452	59.119	42.617	41.716	254.6	26:41.227								
11	3	2:05.509	33.346	40.925	51.238	253.1	28:46.736								
12	3	2:22.675	1:02.939	39.765	39.971	257.4	31:09.411								
13	3	1:51.842	33.267	39.047	39.528	258.9	33:01.253								
14	3	1:52.969	33.428	39.428	40.113	260.4	34:54.222								
15	3	2:06.885	33.987	41.058	51.840	256.9	37:01.107								
16	3	9:16.298	1:07.036	39.829	7:29.433	258.4	46:17.405								
17	3	2:33.662	59.874	40.644	53.144	256.9	48:51.067								
18	3	2:29.408	1:06.468	39.863	43.077	226.6	51:20.475								
19	3	1:55.262	33.575	39.403	42.284	263.9	53:15.737								
49 Pecom Racing							Oreca 03 - Nissan								
1. Luis Perez Companc			3. Soheil Ayari				LM P2								
2. Pierre Kaffer															
1	1	1:48.970					1:48.970								
2	3	2:29.749	1:02.461	43.993	43.295	253.6	4:18.719								
3	3	1:57.808	36.731	40.325	40.752	255.0	6:16.527								
4	3	1:57.253	34.873	41.275	41.105	256.0	8:13.780								
5	3	1:58.456	34.245	43.322	40.889	256.5	10:12.236								
6	3	4:10.223	36.171	42.723	2:51.329	256.5	14:22.459								
7	3	2:22.994	59.151	42.970	40.873	259.9	16:45.453								
8	3	1:52.233	33.327	39.100	39.806	257.4	18:37.686								
9	3	1:55.863	34.976	39.61											

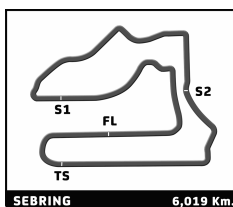


FIA WEC
60th Annual 12 Hours of Sebring
Free Practice 4

Sector Analysis

Personal Best Session Best B Crossing the finish line in pit lane

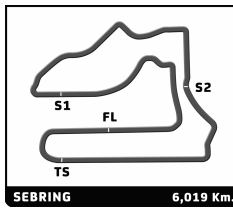
Lap	D	Time	Sector 1	Sector 2	Sector 3	T. Spd	Elapsed	Lap	D	Time	Sector 1	Sector 2	Sector 3	T. Spd	Elapsed
15	1	2:20.560	57.966	40.227	42.367	256.5	35:44.831	22	2	2:00.233	35.903	41.403	42.927	249.4	48:53.060
16	1	1:56.003	34.965	39.986	41.052	257.4	37:40.834	23	2	2:06.902	35.920	44.592	46.390	180.7	50:59.962
17	1	1:56.356	35.128	39.890	41.338	258.9	39:37.190	24	2	2:14.049	35.607	46.366	52.076	150.4	53:14.011
18	1	1:57.610	34.345	40.261	43.004	258.9	41:34.800	55 JWA-Avila Porsche 911 RSR (997) 1. Bill Binnie 3. Joël Camathias LM GTE Am 2. Markus Palttala							
19	1	1:55.449	34.246	40.178	41.025	256.9	43:30.249	1	3	3:50.814	2:09.057	50.485	51.272	204.6	3:50.814
20	1	1:55.724	35.001	39.867	40.856	257.4	45:25.973	2	3	2:17.137	41.515	48.153	47.469	229.3	6:07.951
21	1	1:55.731	35.252	39.756	40.723	256.9	47:21.704	3	3	3:41.095 B	39.745	46.348	2:15.002	226.6	9:49.046
22	1	1:55.107	33.856	40.716	40.535	257.4	49:16.811	4	3	2:48.870 B	1:03.169	47.450	58.251	227.8	12:37.916
23	1	1:53.895	33.859	39.675	40.361	259.4	51:10.706	5	3	2:43.614	1:11.187	45.573	46.854	245.8	15:21.530
24	1	1:54.573	34.324	39.641	40.608	258.4	53:05.279	6	3	2:12.990	39.758	46.581	46.651	249.4	17:34.520
25	1	6:20.949 B	35.398	44.140	5:01.411	187.2	59:26.228	7	3	2:09.900	38.591	45.036	46.273	250.3	19:44.420
50 Larbre Competition Chevrolet Corvette C6-ZR1 1. Patrick Bornhauser 3. Pedro Lamy LM GTE Am 2. Julien Canal								8	3	2:09.021	39.227	44.026	45.768	249.4	21:53.441
1	3	4:25.199	2:42.483	50.448	52.268	194.4	4:25.199	9	3	2:09.292	38.410	44.826	46.056	249.4	24:02.733
2	3	2:10.781	39.654	45.027	46.100	241.1	6:35.980	10	3	4:56.717 B	40.448	46.446	3:29.823	220.4	28:59.450
3	3	2:33.787 B	42.464	49.407	1:01.916	186.1	9:09.767	11	1	2:28.922	59.875	43.689	45.358	248.1	31:28.372
4	3	6:09.319 B	4:21.386	48.177	59.756	197.7	15:19.086	12	1	5:00.869 B	38.392	43.175	3:39.302	244.5	36:29.241
5	3	2:38.649	1:08.380	45.071	45.198	247.2	17:57.735	13	1	2:27.747	59.769	43.372	44.606	250.3	38:56.988
6	3	2:04.603	37.281	43.007	44.315	249.9	20:02.338	14	1	2:05.009	37.304	43.203	44.502	249.4	41:01.997
7	3	2:03.428	36.782	42.658	43.988	249.0	22:05.766	15	1	3:33.146 B	37.776	43.739	2:11.631	247.6	44:35.143
8	3	2:02.402	36.240	42.270	43.892	252.2	24:08.168	16	1	3:39.293 B	1:09.508	43.631	1:46.154	249.0	48:14.436
9	3	2:06.208	37.392	43.863	44.953	247.6	26:14.376	17	1	4:34.965 B	1:01.283	46.660	2:47.022	208.0	52:49.401
10	3	2:08.158	39.083	44.326	44.749	249.9	28:22.534	57 Krohn Racing Ferrari F458 Italia 1. Tracy Krohn 3. Michele Rugolo LM GTE Am 2. Niclas Jönsson							
11	3	2:15.689 B	37.920	43.222	54.547	247.6	30:38.223	1	2	3:24.824	1:53.744	45.626	45.454	248.5	3:24.824
12	2	5:53.888	4:21.286	45.531	47.071	238.9	36:32.111	2	2	2:07.038	37.335	43.671	46.032	248.5	5:31.862
13	2	2:08.734	38.864	45.282	44.588	249.9	38:40.845	3	2	2:05.316	37.173	42.911	45.232	237.7	7:37.178
14	2	2:04.637	37.426	42.850	44.361	250.8	40:45.482	4	2	2:11.176	38.279	44.881	48.016	198.3	9:48.354
15	2	2:06.356	37.868	43.934	44.554	249.9	42:51.838	5	2	2:04.538	37.789	42.561	44.188	250.3	11:52.892
16	2	2:09.785	39.649	44.849	45.287	249.0	45:01.623	6	2	2:05.370	37.170	43.741	44.459	250.8	13:58.262
17	2	2:03.973	36.951	42.889	44.133	249.9	47:05.596	7	2	2:09.062	38.211	42.629	48.222	206.1	16:07.324
18	2	2:22.884 B	37.038	42.997	1:02.849	171.8	49:28.480	8	2	2:03.429	36.655	42.722	44.052	248.1	18:10.753
19	1	4:48.001 B	2:54.863	47.576	1:05.562	181.9	54:16.481	9	2	2:02.408	36.384	42.290	43.734	249.4	20:13.161
51 AF Corse Ferrari F458 Italia 1. Giancarlo Fisichella 3. Toni Vilander LM GTE Pro 2. Gianmaria Bruni								10	2	2:14.208 B	36.831	42.162	55.215	248.5	22:27.369
1	3	2:55.479	1:22.230	47.807	45.442	245.0	2:55.479	11	2	8:15.245 B	6:33.588	45.223	56.434	206.7	30:42.614
2	3	2:03.397	36.835	42.802	43.760	248.1	4:58.876	12	2	2:35.485	1:08.922	42.720	43.843	247.6	33:18.099
3	3	2:07.790	36.274	42.996	48.520	220.8	7:06.666	13	2	2:37.407 B	36.176	1:04.373	56.858	244.5	35:55.506
4	3	2:01.511	36.097	42.150	43.264	249.0	9:08.177	14	2	4:51.502	3:19.972	44.476	47.054	217.6	40:47.008
5	3	2:05.157	36.466	42.633	46.058	220.8	11:13.334	15	2	2:06.564	37.507	43.201	45.856	248.1	42:53.572
6	3	2:01.710	36.161	41.886	43.663	247.6	13:15.044	16	2	2:05.160	38.114	42.617	44.429	238.1	44:58.732
7	3	2:03.643	35.966	43.609	44.068	247.2	15:18.687	17	2	2:01.512	36.309	41.672	43.531	249.9	47:00.244
8	3	2:00.705	35.874	41.701	43.130	247.6	17:19.392	18	2	2:01.766	36.034	42.219	43.513	249.0	49:02.010
9	3	3:08.047 B	36.399	42.536	1:49.112	248.1	20:27.439	19	2	2:01.750	35.955	41.905	43.890	251.3	51:03.760
10	1	2:26.191	58.856	43.347	43.988	251.7	22:53.630	20	2	2:01.348	36.035	41.842	43.471	249.9	53:05.108
11	1	2:06.262	37.515	44.285	44.462	252.2	24:59.892	21	2	2:31.090 B	37.043	49.696	1:04.351	183.9	55:36.198
12	1	2:03.450	37.498	42.230	43.722	249.4	27:03.342	58 Luxury Racing Ferrari F458 Italia 1. Pierre Ehret 3. François Jakubowski LM GTE Am 2. Dominik Farnbacher							
13	1	2:02.839	35.947	43.218	43.674	249.4	29:06.181	1	2	4:08.307 B	1:22.891	47.444	1:57.972	239.4	4:08.307
14	1	2:01.074	35.846	41.904	43.324	248.5	31:07.255	2	2	2:27.974	57.774	44.466	45.734	243.6	6:36.281
15	1	2:02.002	35.695	42.439	43.868	248.5	33:09.257	3	2	2:03.723	36.838	42.790	44.095	245.4	8:40.004
16	1	2:01.453	35.954	42.060	43.439	248.5	35:10.710	4	2	2:13.576 B	37.175	42.893	53.508	246.3	10:53.580
17	1	2:02.611	35.745	42.376	44.490	248.5	37:13.321	5	2	4:22.699 B	1:05.896	43.264	2:33.539	247.2	15:16.279
18	1	3:08.160 B	36.789	42.790	1:48.581	248.1	40:21.481	6	3	2:43.088 B	1:01.819	45.636	55.633	245.8	17:59.367
19	2	2:28.501	1:01.553	43.698	43.250	249.0	42:49.982								
20	2	2:00.711	35.804	41.722	43.185	250.3	44:50.693								
21	2	2:02.134	36.146	42.325	43.663	251.3	46:52.827								



FIA WEC
60th Annual 12 Hours of Sebring
Free Practice 4

Sector Analysis

							■ Personal Best ■ Session Best ■ Crossing the finish line in pit lane								
Lap	D	Time	Sector 1	Sector 2	Sector 3	T. Spd	Elapsed	Lap	D	Time	Sector 1	Sector 2	Sector 3	T. Spd	Elapsed
7	3	2:32.388	1:04.109	43.666	44.613	245.8	20:31.755	18	1	2:11.464	39.004	45.628	46.832	245.4	46:03.095
8	3	2:05.443	37.664	43.083	44.696	246.7	22:37.198	19	1	2:12.839	38.942	45.271	48.626	245.0	48:15.934
9	3	2:05.761	37.327	43.911	44.523	246.3	24:42.959	20	1	2:10.657	38.825	44.988	46.844	247.6	50:26.591
10	3	2:06.410	38.193	43.057	45.160	245.8	26:49.369	21	1	2:10.115	39.106	44.444	46.565	246.7	52:36.706
11	3	2:07.094	37.359	44.118	45.617	245.0	28:56.463	22	1	6:22.271 B	39.051	49.019	4:54.201	203.3	58:58.977
12	3	2:15.722 B	37.616	43.605	54.501	221.9	31:12.185	70 Larbre Competition Chevrolet Corvette C6-ZR1							
13	3	4:39.789 B	1:04.684	45.526	2:49.579	206.1	35:51.974	1.Christophe Bourret LM GTE Am							
14	1	3:12.687	1:37.040	49.263	46.384	246.3	39:04.661	2.Pascal Gibon 3.Jean-Philippe Belloc							
15	1	2:06.397	38.226	43.426	44.745	246.3	41:11.058	1	1	4:13.726	2:23.686	56.024	54.016	167.2	4:13.726
16	1	2:08.191	37.286	43.784	47.121	249.0	43:19.249	2	1	2:20.967	43.538	50.791	46.638	232.8	6:34.693
17	1	2:05.125	37.109	42.980	45.036	245.8	45:24.374	3	1	2:29.509 B	41.272	50.301	57.936	245.0	9:04.202
18	1	2:04.309	37.020	42.885	44.404	247.6	47:28.683	4	1	4:27.506	2:40.709	44.109	1:02.688	223.7	13:31.708
19	1	2:05.458	37.586	43.035	44.837	246.3	49:34.141	5	1	2:07.883	38.916	44.458	44.509	248.1	15:39.591
20	1	2:07.328	37.282	45.087	44.959	248.1	51:41.469	6	1	2:08.100	38.625	44.570	44.905	248.1	17:47.691
59 Luxury Racing Ferrari F458 Italia															
1.Frédéric Makowiecki LM GTE Pro															
2.Jaime Melo 3.Jean-Karl Vernay															
1	1	2:51.158	1:21.212	45.787	44.159	246.3	2:51.158	7	1	2:06.846	38.659	43.420	44.767	249.9	19:54.537
2	1	2:05.640	36.706	44.610	44.324	249.9	4:56.798	8	1	2:16.712 B	37.494	42.973	56.245	248.1	22:11.249
3	1	2:04.680	36.856	43.062	44.762	232.4	7:01.478	9	1	6:13.978	4:31.813	52.397	49.768	218.7	28:25.227
4	1	2:02.114	36.190	41.998	43.926	246.3	9:03.592	10	1	2:16.235	39.345	45.888	51.002	167.2	30:41.462
5	1	4:37.988 B	36.913	42.697	3:18.378	250.3	13:41.580	11	1	2:05.072	37.596	43.295	44.181	248.5	32:46.534
6	1	2:31.838	1:01.083	45.458	45.297	245.8	16:13.418	12	1	2:03.771	37.235	42.598	43.938	248.5	34:50.305
7	1	2:01.345	36.069	41.971	43.305	248.1	18:14.763	13	1	2:04.978	36.307	42.550	46.121	246.7	36:55.283
8	1	2:01.286	35.686	42.325	43.275	250.3	20:16.049	14	1	2:04.076	37.528	42.727	43.821	251.7	38:59.359
9	1	2:00.707	35.643	41.745	43.319	249.9	22:16.756	15	1	2:16.627 B	37.775	43.098	55.754	250.3	41:15.986
10	1	3:55.650 B	37.769	43.432	2:34.449	247.6	26:12.406	16	2	5:06.280	3:31.897	47.417	46.966	230.5	46:22.266
11	2	2:25.748	58.666	42.796	44.286	226.3	28:38.154	17	2	2:21.401 B	37.765	46.467	57.169	212.9	48:43.667
12	2	2:01.706	36.057	42.098	43.551	249.9	30:39.860	71 AF Corse Ferrari F458 Italia							
13	2	2:00.554	35.725	41.821	43.008	249.4	32:40.414	1.Andrea Bertolini LM GTE Pro							
14	2	3:33.262 B	35.978	42.221	2:15.063	250.3	36:13.676	2.Olivier Beretta 3.Marco Cioci							
15	2	2:33.317	1:01.406	44.122	47.789	167.4	38:46.993	1	1	3:24.295	1:52.682	46.032	45.581	244.5	3:24.295
16	2	2:01.989	36.071	42.541	43.377	249.9	40:48.982	2	1	2:10.012	37.673	45.085	47.254	197.2	5:34.307
17	2	2:04.755	36.360	43.358	45.037	249.9	42:53.737	3	1	2:03.913	36.754	42.956	44.203	252.2	7:38.220
18	2	2:02.462	36.978	41.914	43.570	248.1	44:56.199	4	1	2:10.046	38.339	44.701	47.006	228.9	9:48.266
19	2	2:01.257	36.320	41.732	43.205	249.4	46:57.456	5	1	2:03.447	36.283	42.977	44.187	249.0	11:51.713
20	2	2:00.187	35.824	41.463	42.900	250.3	48:57.643	6	1	2:04.746	36.747	42.507	45.492	218.0	13:56.459
61 AF Corse-Waltrip Ferrari F458 Italia															
1.Robert Kauffman LM GTE Am															
2.Michael Waltrip 3.Rui Agas															
1	3	2:58.798	1:21.239	48.958	48.601	237.7	2:58.798	7	1	2:04.255	37.186	42.239	44.830	248.1	16:00.714
2	3	2:06.034	37.806	43.311	44.917	245.8	5:04.832	8	1	2:02.423	36.343	42.408	43.672	248.5	18:03.137
3	3	2:06.154	37.436	44.062	44.656	246.3	7:10.986	9	1	2:01.984	36.335	42.076	43.573	250.3	20:05.121
4	3	2:04.823	37.197	43.259	44.367	247.2	9:15.809	10	1	2:01.443	36.119	41.909	43.415	251.3	22:06.564
5	3	2:05.207	37.140	43.601	44.466	248.5	11:21.016	11	1	4:58.580 B	37.078	44.008	3:37.494	216.2	27:05.144
6	3	3:56.323 B	38.289	43.226	2:34.808	250.3	15:17.339	12	2	2:34.622	1:01.584	46.838	46.200	211.2	29:39.766
7	2	2:48.847 B	1:01.582	46.315	1:00.950	246.7	18:06.186	13	2	2:04.304	36.515	43.846	43.943	248.5	31:44.070
8	2	2:38.679	1:07.881	44.026	46.772	243.6	20:44.865	14	2	2:04.800	36.552	43.475	44.773	251.3	33:48.870
9	2	2:07.647	37.747	44.007	45.893	241.9	22:52.512	15	2	2:02.581	36.608	42.176	43.797	250.3	35:51.451
10	2	2:07.330	37.552	44.073	45.705	247.2	24:59.842	16	2	2:01.960	36.241	41.736	43.983	250.8	37:53.411
11	2	2:07.751	38.403	44.130	45.218	247.2	27:07.593	17	2	2:02.746	36.050	42.397	44.299	253.6	39:56.157
12	2	2:07.219	37.325	44.598	45.296	247.2	29:14.812	18	2	2:04.714	38.093	42.602	44.019	251.3	42:00.871
13	2	2:05.962	37.498	43.164	45.300	245.8	31:20.774	19	2	2:01.295	36.151	41.608	43.536	249.9	44:02.166
14	2	4:26.724 B	37.116	43.364	3:06.244	190.0	35:47.498	20	2	2:04.448	36.886	42.439	45.123	231.3	46:06.614
15	1	3:05.614 B	1:13.927	48.134	1:03.553	226.6	38:53.112	21	2	2:04.205	36.188	43.302	44.715	250.3	48:10.819
16	1	2:45.790	1:10.491	46.896	48.403	233.6	41:38.902	22	2	2:04.838	37.255	43.776	43.807	250.3	50:15.657
17	1	2:12.729	40.159	45.159	47.411	241.9	43:51.631	23	2	2:03.014	36.866	42.215	43.933	250.8	52:18.671
77 Team Felbermayr-Proton Porsche 911 RSR (997)															
1.Richard Lietz LM GTE Pro															
2.Marc Lieb 3.Patrick Pilet															
1	1	2:41.060	1:09.347	46.801	44.912	248.5	2:41.060	1	1	2:41.060	1:09.347	46.801	44.912	248.5	2:41.060
2	1	2:05.988	36.631	45.484	43.873	252.2	4:47.048	2	1	2:05.988	36.631	45.484	43.873	252.2	4:47.048



FIA WEC
60th Annual 12 Hours of Sebring
Free Practice 4

Sector Analysis

■ Personal Best ■ Session Best B Crossing the finish line in pit lane

Lap	D	Time	Sector 1	Sector 2	Sector 3	T. Spd	Elapsed	Lap	D	Time	Sector 1	Sector 2	Sector 3	T. Spd	Elapsed
3	1	2:04.927	37.642	42.284	45.001	229.3	6:51.975	12	2	2:02.867	36.214	42.623	44.030	254.6	28:28.596
4	1	2:02.933	36.026	42.987	43.920	251.3	8:54.908	13	2	2:02.603	36.464	42.535	43.604	252.7	30:31.199
5	1	2:00.883	35.899	41.669	43.315	251.3	10:55.791	14	2	2:02.034	36.167	42.481	43.386	252.2	32:33.233
6	1	5:33.936 B	35.972	42.255	4:15.709	244.5	16:29.727	15	2	4:24.870 B	36.299	43.437	3:05.134	251.3	36:58.103
7	1	2:25.428	57.693	44.144	43.591	250.8	18:55.155	16	1	2:30.210	1:00.686	44.477	45.047	248.5	39:28.313
8	1	2:01.210	35.973	42.150	43.087	251.3	20:56.365	17	1	2:06.459	37.740	44.118	44.601	251.3	41:34.772
9	1	2:00.809	35.965	41.752	43.092	251.7	22:57.174	18	1	2:03.621	36.803	43.113	43.705	250.8	43:38.393
10	1	2:03.139	36.547	42.696	43.896	254.1	25:00.313	19	1	2:02.066	36.259	42.372	43.435	252.2	45:40.459
11	1	3:50.648 B	37.995	42.244	2:30.409	250.3	28:50.961	20	1	2:05.918	36.379	44.365	45.174	249.9	47:46.377
12	2	2:33.206	1:02.245	45.269	45.692	248.1	31:24.167	21	1	2:02.273	36.144	42.534	43.595	251.3	49:48.650
13	2	2:05.461	36.628	44.166	44.667	251.3	33:29.628	22	1	2:01.557	36.042	42.108	43.407	251.3	51:50.207
14	2	2:02.374	36.104	42.124	44.146	252.7	35:32.002	23	1	6:45.009 B	36.450	42.542	5:26.017	250.8	58:35.216
15	2	2:01.780	36.048	42.152	43.580	250.8	37:33.782								
16	2	2:03.157	37.115	42.346	43.696	252.2	39:36.939								
17	2	2:02.948	36.597	41.898	44.453	253.1	41:39.887								
18	2	3:38.290 B	37.626	43.378	2:17.286	252.7	45:18.177								
19	2	2:36.756	1:02.822	48.333	45.601	249.4	47:54.933								
20	2	2:03.136	35.983	43.524	43.629	251.7	49:58.069								
21	2	1:59.987	35.753	41.429	42.805	252.7	51:58.056								
22	2	6:23.152 B	35.527	46.945	5:00.680	208.9	58:21.208								

88 Team Felbermayr-Proton		Porsche 911 RSR (997)					
1.Christian Ried		3.Paolo Ruberti		LM GTE Am			
2.Gianluca Roda							
1	2	3:02.526	1:20.340	51.777	50.409	195.5	3:02.526
2	2	2:23.612	40.202	54.038	49.372	205.5	5:26.138
3	2	2:10.530	39.332	44.736	46.462	251.3	7:36.668
4	2	2:07.982	38.293	45.222	44.467	252.2	9:44.650
5	2	2:06.836	39.193	43.411	44.232	253.6	11:51.486
6	2	2:06.269	37.938	44.170	44.161	253.1	13:57.755
7	2	2:05.115	37.881	43.060	44.174	251.3	16:02.870
8	2	2:04.514	37.211	43.090	44.213	252.2	18:07.384
9	2	3:53.610 B	38.376	46.765	2:28.469	227.4	22:00.994
10	3	2:30.899	58.337	43.135	49.427	210.6	24:31.893
11	3	2:03.077	36.590	42.955	43.532	252.2	26:34.970
12	3	2:17.487 B	37.502	44.669	55.316	249.4	28:52.457
13	3	2:39.510	1:12.064	42.563	44.883	251.7	31:31.967
14	3	2:02.208	36.422	41.991	43.795	252.7	33:34.175
15	3	2:01.536	36.102	41.845	43.589	253.6	35:35.711
16	3	2:04.079	37.123	42.723	44.233	255.5	37:39.790
17	3	3:28.033 B	37.952	43.657	2:06.424	221.9	41:07.823
18	3	2:26.139	58.416	43.205	44.518	223.3	43:33.962
19	3	2:03.036	37.195	41.870	43.971	254.1	45:36.998
20	3	6:56.066 B	36.389	42.344	5:37.333	251.3	52:33.064

97 Aston Martin Racing		Aston Martin Vantage V8					
1.Stefan Mücke		3.Darren Turner		LM GTE Pro			
2.Adrian Fernandez							
1	2	2:45.958	1:13.963	46.025	45.970	247.2	2:45.958
2	2	2:10.556	38.096	46.389	46.071	251.3	4:56.514
3	2	2:03.366	36.538	42.387	44.441	245.0	6:59.880
4	2	2:01.791	36.066	42.060	43.665	251.7	9:01.671
5	2	2:02.876	36.216	42.828	43.832	252.2	11:04.547
6	2	4:35.141 B	35.929	41.692	3:17.520	251.3	15:39.688
7	2	2:31.914	1:02.625	44.576	44.713	247.6	18:11.602
8	2	2:04.836	37.255	43.280	44.301	251.3	20:16.438
9	2	2:02.448	36.302	42.622	43.524	251.3	22:18.886
10	2	2:03.961	36.324	43.634	44.003	252.7	24:22.847
11	2	2:02.882	36.691	42.563	43.628	252.2	26:25.729