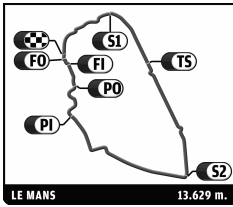




24 HEURES DU MANS 90 ANS

22-23 JUN 2013



FIA WEC

81^e Edition des 24 Heures du Mans

Race

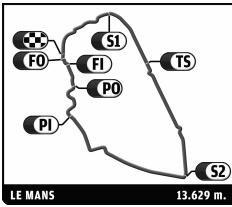
Pit Stop Analysis

Nr.	In Time	In Driver	Out Time	Out Driver	Pit Time	T. Pit Time	Nr.	In Time	In Driver	Out Time	Out Driver	Pit Time	T. Pit Time
1 Audi Sport Team Joest Audi R18 e-tron quattro LMP1							3 Audi Sport Team Joest Audi R18 e-tron quattro LMP1						
1	16:19:03.559	A. LOTTERER	16:20:02.920	A. LOTTERER	59.361	59.361	17	03:05:49.825	A. McNISH	03:09:27.382	A. McNISH	3:37.557	21:59.297
2	16:54:46.922	A. LOTTERER	16:55:44.964	A. LOTTERER	58.042	1:57.403	18	03:58:38.115	A. McNISH	04:01:45.129	L. DUVAL	3:07.014	25:06.311
3	17:36:44.104	A. LOTTERER	17:37:42.789	A. LOTTERER	58.685	2:56.088	19	04:47:17.437	L. DUVAL	04:48:43.928	L. DUVAL	1:26.491	26:32.802
4	18:17:51.706	A. LOTTERER	18:19:17.214	B. TRÉLUYER	1:25.508	4:21.596	20	05:24:04.588	L. DUVAL	05:25:03.052	L. DUVAL	58.464	27:31.266
5	18:58:40.682	B. TRÉLUYER	18:59:40.412	B. TRÉLUYER	59.730	5:21.326	21	05:59:50.328	L. DUVAL	06:00:48.981	L. DUVAL	58.653	28:29.919
6	19:34:33.080	B. TRÉLUYER	19:35:31.105	B. TRÉLUYER	58.025	6:19.351	22	06:35:22.394	L. DUVAL	06:36:21.311	L. DUVAL	58.917	29:28.836
7	20:12:05.814	B. TRÉLUYER	20:15:20.790	B. TRÉLUYER	3:14.976	9:34.327	23	07:10:39.451	L. DUVAL	07:12:01.291	T. KRISTENSEN	1:21.840	30:50.676
8	20:59:41.689	B. TRÉLUYER	21:00:40.085	B. TRÉLUYER	58.396	10:32.723	24	07:46:41.492	T. KRISTENSEN	07:47:39.537	T. KRISTENSEN	58.045	31:48.721
9	21:35:07.602	B. TRÉLUYER	21:36:37.780	B. TRÉLUYER	1:30.178	12:02.901	25	09:09:16.869	T. KRISTENSEN	09:12:39.775	A. McNISH	3:22.906	35:11.627
10	21:43:33.304	B. TRÉLUYER	22:26:51.181	M. FÄSSLER	43:17.877	55:20.778	26	09:49:12.514	A. McNISH	09:50:37.972	A. McNISH	1:25.458	36:37.085
11	23:12:47.514	M. FÄSSLER	23:13:45.675	M. FÄSSLER	58.161	56:18.939	27	10:26:18.776	A. McNISH	10:28:47.591	L. DUVAL	2:28.815	39:05.900
12	23:48:20.569	M. FÄSSLER	23:49:18.448	M. FÄSSLER	57.879	57:16.818	28	11:03:40.102	L. DUVAL	11:04:38.808	L. DUVAL	58.706	40:04.606
13	00:34:36.658	M. FÄSSLER	00:35:34.826	M. FÄSSLER	58.168	58:14.986	29	11:40:08.286	L. DUVAL	11:41:06.320	L. DUVAL	58.034	41:02.640
14	01:10:16.546	M. FÄSSLER	01:11:14.804	M. FÄSSLER	58.258	59:13.244	30	12:15:43.060	L. DUVAL	12:17:36.209	T. KRISTENSEN	1:53.149	42:55.789
15	01:45:53.968	M. FÄSSLER	01:47:27.445	A. LOTTERER	1:33.477	1:00:46.721	31	12:52:47.505	T. KRISTENSEN	12:53:55.283	T. KRISTENSEN	1:07.778	44:03.567
16	02:24:03.482	A. LOTTERER	02:26:40.508	A. LOTTERER	2:37.026	1:03:23.747	32	13:28:48.704	T. KRISTENSEN	13:29:46.584	T. KRISTENSEN	57.880	45:01.447
17	03:46:59.687	A. LOTTERER	03:49:05.321	A. LOTTERER	2:05.634	1:05:29.381	33	13:40:15.638	T. KRISTENSEN	13:41:22.294	T. KRISTENSEN	1:06.656	46:08.103
18	04:03:05.042	A. LOTTERER	04:06:23.551	A. LOTTERER	3:18.509	1:08:47.890	34	13:45:25.307	T. KRISTENSEN	13:46:32.003	T. KRISTENSEN	1:06.696	47:14.799
19	04:48:45.101	A. LOTTERER	04:50:06.354	A. LOTTERER	1:21.253	1:10:09.143	5 Audi Sport Team Joest Audi R18 e-tron quattro LMP1						
20	05:18:39.642	A. LOTTERER	05:22:40.172	B. TRÉLUYER	4:00.530	1:14:09.673	1	16:19:18.479	L. DI GRASSI	16:20:17.179	L. DI GRASSI	58.700	58.700
21	05:57:31.810	B. TRÉLUYER	05:58:30.621	B. TRÉLUYER	58.811	1:15:08.484	2	16:55:23.054	L. DI GRASSI	16:56:25.897	L. DI GRASSI	1:02.843	2:01.543
22	06:32:53.882	B. TRÉLUYER	06:33:52.646	B. TRÉLUYER	58.764	1:16:07.248	3	17:37:36.186	L. DI GRASSI	17:38:34.398	L. DI GRASSI	58.212	2:59.755
23	07:08:19.220	B. TRÉLUYER	07:09:17.786	B. TRÉLUYER	58.566	1:17:05.814	4	18:18:45.864	L. DI GRASSI	18:20:11.860	O. JARVIS	1:25.996	4:25.751
24	07:40:08.726	B. TRÉLUYER	07:41:30.215	M. FÄSSLER	1:21.489	1:18:27.303	5	18:59:41.624	O. JARVIS	19:01:08.027	O. JARVIS	1:26.403	5:52.154
25	08:37:12.939	M. FÄSSLER	08:38:10.929	M. FÄSSLER	57.990	1:19:25.293	6	19:39:29.860	O. JARVIS	19:40:30.817	O. JARVIS	1:00.957	6:53.111
26	09:40:56.394	M. FÄSSLER	09:41:55.993	M. FÄSSLER	59.599	1:20:24.892	7	20:32:46.985	O. JARVIS	20:33:46.306	O. JARVIS	59.321	7:52.432
27	10:50:45.290	M. FÄSSLER	10:51:44.177	M. FÄSSLER	58.887	1:21:23.779	8	21:08:22.963	O. JARVIS	21:09:21.145	O. JARVIS	58.182	8:50.614
28	11:26:29.546	M. FÄSSLER	11:27:52.771	A. LOTTERER	1:23.225	1:22:47.004	9	21:47:09.525	O. JARVIS	21:48:46.767	M. GENÉ	1:37.242	10:27.856
29	12:06:29.105	A. LOTTERER	12:07:27.970	A. LOTTERER	58.865	1:23:45.869	10	22:27:37.593	M. GENÉ	22:28:38.195	M. GENÉ	1:00.602	11:28.458
30	12:42:14.867	A. LOTTERER	12:43:13.101	A. LOTTERER	58.234	1:24:44.103	11	22:55:20.952	M. GENÉ	23:03:02.687	L. DI GRASSI	7:41.735	19:10.193
31	13:18:05.332	A. LOTTERER	13:19:30.803	B. TRÉLUYER	1:25.471	1:26:09.574	12	23:42:52.495	L. DI GRASSI	23:43:52.110	L. DI GRASSI	59.615	20:09.808
32	13:50:02.306	B. TRÉLUYER	13:53:30.768	B. TRÉLUYER	3:28.462	1:29:38.036	13	00:32:44.645	L. DI GRASSI	00:33:44.813	L. DI GRASSI	1:00.168	21:09.976
2 Audi Sport Team Joest Audi R18 e-tron quattro LMP1							14	01:08:44.154	L. DI GRASSI	01:09:43.318	L. DI GRASSI	59.164	22:09.140
1	16:15:49.389	A. McNISH	16:16:48.822	A. McNISH	59.433	59.433	15	01:45:02.484	L. DI GRASSI	01:46:34.104	O. JARVIS	1:31.620	23:40.760
2	16:51:42.530	A. McNISH	16:52:40.646	A. McNISH	58.116	1:57.549	16	02:31:03.321	O. JARVIS	02:33:42.581	O. JARVIS	2:39.260	26:20.020
3	17:33:46.587	A. McNISH	17:34:45.697	A. McNISH	59.110	2:56.659	17	04:02:40.479	O. JARVIS	04:06:15.791	O. JARVIS	3:35.312	29:55.332
4	18:15:10.325	A. McNISH	18:16:31.892	L. DUVAL	1:21.567	4:18.226	18	04:50:09.572	O. JARVIS	04:51:38.424	M. GENÉ	1:28.852	31:24.184
5	18:56:00.568	L. DUVAL	18:57:00.370	L. DUVAL	59.802	5:18.028	19	05:30:41.348	M. GENÉ	05:31:41.764	M. GENÉ	1:00.416	32:24.600
6	19:31:49.905	L. DUVAL	19:32:48.244	L. DUVAL	58.339	6:16.367	20	06:06:48.206	M. GENÉ	06:07:46.118	M. GENÉ	57.912	33:22.512
7	20:07:34.522	L. DUVAL	20:09:42.075	L. DUVAL	2:07.553	8:23.920	21	06:42:39.716	M. GENÉ	06:43:38.015	M. GENÉ	58.299	34:20.811
8	21:00:18.111	L. DUVAL	21:01:17.600	L. DUVAL	59.489	9:23.409	22	07:18:27.633	M. GENÉ	07:19:54.277	L. DI GRASSI	1:26.644	35:47.455
9	21:35:53.964	L. DUVAL	21:36:52.833	L. DUVAL	58.869	10:22.278	23	07:54:42.510	L. DI GRASSI	07:55:48.585	L. DI GRASSI	1:06.075	36:53.530
10	22:11:30.057	L. DUVAL	22:12:50.750	T. KRISTENSEN	1:20.693	11:42.971	24	09:24:55.499	L. DI GRASSI	09:25:55.402	L. DI GRASSI	59.903	37:53.433
11	22:48:24.691	T. KRISTENSEN	22:49:22.598	T. KRISTENSEN	57.907	12:40.878	25	10:35:57.094	L. DI GRASSI	10:36:57.681	L. DI GRASSI	1:00.587	38:54.020
12	23:35:37.338	T. KRISTENSEN	23:36:59.679	T. KRISTENSEN	1:22.341	14:03.219	26	11:11:36.485	L. DI GRASSI	11:13:11.820	O. JARVIS	1:35.335	40:29.355
13	00:22:18.708	T. KRISTENSEN	00:23:17.096	T. KRISTENSEN	58.388	15:01.607	27	11:51:43.218	O. JARVIS	11:52:43.307	O. JARVIS	1:00.089	41:29.444
14	00:58:18.934	T. KRISTENSEN	00:59:17.078	T. KRISTENSEN	58.144	15:59.751	28	12:30:58.959	O. JARVIS	12:31:58.762	O. JARVIS	59.803	42:29.247
15	01:34:12.996	T. KRISTENSEN	01:35:35.957	A. McNISH	1:22.961	17:22.712	29	13:10:23.662	O. JARVIS	13:11:22.475	O. JARVIS	58.813	43:28.060
16	02:10:59.535	A. McNISH	02:11:58.563	A. McNISH	59.028	18:21.740	30	13:47:51.202	O. JARVIS	13:50:39.971	O. JARVIS	2:48.769	46:16.829
7 Toyota Racing Toyota TS030 - Hybrid LMP1							7 Toyota Racing Toyota TS030 - Hybrid LMP1						



24 HEURES DU MANS 90 ANS

22-23 JUN 2013



FIA WEC

81^e Edition des 24 Heures du Mans

Race

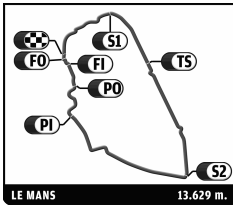
Pit Stop Analysis

Nr.	In Time	In Driver	Out Time	Out Driver	Pit Time	T. Pit Time	Nr.	In Time	In Driver	Out Time	Out Driver	Pit Time	T. Pit Time							
1	16:22:50.860	N. LAPIERRE	16:23:57.958	N. LAPIERRE	1:07.098	1:07.098	22	08:08:51.476	S. SARRAZIN	08:12:29.597	S. SARRAZIN	3:38.121	34:16.258							
2	17:07:20.883	N. LAPIERRE	17:08:49.043	N. LAPIERRE	1:28.160	2:35.258	23	09:32:00.707	S. SARRAZIN	09:33:00.670	S. SARRAZIN	59.963	35:16.221							
3	17:54:06.839	N. LAPIERRE	17:55:09.349	N. LAPIERRE	1:02.510	3:37.768	24	10:39:47.033	S. SARRAZIN	10:40:45.938	S. SARRAZIN	58.905	36:15.126							
4	18:38:38.886	N. LAPIERRE	18:40:04.275	A. WURZ	1:25.389	5:03.157	25	11:19:14.182	S. SARRAZIN	11:20:45.243	A. DAVIDSON	1:31.061	37:46.187							
5	19:22:23.377	A. WURZ	19:23:26.671	A. WURZ	1:03.294	6:06.451	26	11:59:48.754	A. DAVIDSON	12:00:48.515	A. DAVIDSON	59.761	38:45.948							
6	20:05:40.668	A. WURZ	20:06:42.223	A. WURZ	1:01.555	7:08.006	27	12:39:24.323	A. DAVIDSON	12:40:26.275	A. DAVIDSON	1:01.952	39:47.900							
7	21:06:23.703	A. WURZ	21:07:27.818	A. WURZ	1:04.115	8:12.121	28	13:18:49.479	A. DAVIDSON	13:19:51.273	A. DAVIDSON	1:01.794	40:49.694							
8	21:49:47.207	A. WURZ	21:51:18.129	K. NAKAJIMA	1:30.922	9:43.043	29	13:37:23.029	A. DAVIDSON	13:38:42.328	S. BUEMI	1:19.299	42:08.993							
9	22:33:58.757	K. NAKAJIMA	22:35:00.738	K. NAKAJIMA	1:01.981	10:45.024	30	13:46:15.289	S. BUEMI	13:47:26.407	S. BUEMI	1:11.118	43:20.111							
10	23:28:33.516	K. NAKAJIMA	23:29:37.167	K. NAKAJIMA	1:03.651	11:48.675	<div style="border: 1px solid black; padding: 5px;"> 12 Rebellion Racing Lola B12/60 Coupé - Toyota LMP1 </div>						1	16:19:32.888	N. HEIDFELD	16:20:30.530	N. HEIDFELD	57.642	57.642	
11	00:22:34.542	K. NAKAJIMA	00:23:36.612	K. NAKAJIMA	1:02.070	12:50.745							2	17:04:01.844	N. HEIDFELD	17:05:55.582	N. HEIDFELD	1:53.738	2:51.380	
12	01:06:03.849	K. NAKAJIMA	01:07:33.447	N. LAPIERRE	1:29.598	14:20.343							3	17:54:57.847	N. HEIDFELD	17:55:57.429	N. HEIDFELD	59.582	3:50.962	
13	01:49:52.226	N. LAPIERRE	01:50:54.206	N. LAPIERRE	1:01.980	15:22.323							4	18:33:28.228	N. HEIDFELD	18:36:37.293	N. JANI	3:09.065	7:00.027	
14	02:47:39.152	N. LAPIERRE	02:48:43.987	N. LAPIERRE	1:04.835	16:27.158							5	19:23:23.793	N. JANI	19:25:51.772	N. JANI	2:27.979	9:28.006	
15	04:02:54.726	N. LAPIERRE	04:06:18.044	N. LAPIERRE	3:23.318	19:50.476							6	20:16:33.526	N. JANI	20:22:04.049	N. JANI	5:30.523	14:58.529	
16	04:53:40.500	N. LAPIERRE	04:55:39.395	A. WURZ	1:58.895	21:49.371							7	20:32:16.284	N. JANI	20:33:35.324	N. JANI	1:19.040	16:17.569	
17	05:38:28.709	A. WURZ	05:39:32.403	A. WURZ	1:03.694	22:53.065							8	21:19:40.357	N. JANI	21:20:39.475	N. JANI	59.118	17:16.687	
18	06:21:56.442	A. WURZ	06:22:58.725	A. WURZ	1:02.283	23:55.348							9	21:56:34.389	N. JANI	22:01:40.551	N. PROST	5:06.162	22:22.849	
19	06:26:33.309	A. WURZ	06:27:45.363	A. WURZ	1:12.054	25:07.402							10	22:48:49.786	N. PROST	22:52:26.075	N. PROST	3:36.289	25:59.138	
20	07:09:48.184	A. WURZ	07:10:50.293	A. WURZ	1:02.109	26:09.511	11	23:46:32.781	N. PROST	23:47:54.976	N. PROST	1:22.195	27:21.333							
21	07:52:59.590	A. WURZ	07:54:01.038	A. WURZ	1:01.448	27:10.959	12	00:42:28.970	N. PROST	00:43:54.980	N. PROST	1:26.010	28:47.343							
22	09:02:30.613	A. WURZ	09:05:47.823	K. NAKAJIMA	3:17.210	30:28.169	13	01:31:35.509	N. PROST	01:33:06.733	N. HEIDFELD	1:31.224	30:18.567							
23	09:30:56.485	K. NAKAJIMA	09:31:57.808	K. NAKAJIMA	1:01.323	31:29.492	14	02:16:07.964	N. HEIDFELD	02:17:06.015	N. HEIDFELD	58.051	31:16.618							
24	10:42:14.317	K. NAKAJIMA	10:43:14.021	K. NAKAJIMA	59.704	32:29.196	15	03:58:29.721	N. HEIDFELD	04:01:50.548	N. HEIDFELD	3:20.827	34:37.445							
25	11:21:54.590	K. NAKAJIMA	11:22:55.235	K. NAKAJIMA	1:00.645	33:29.841	16	04:53:59.996	N. HEIDFELD	04:59:11.211	N. JANI	5:11.215	39:48.660							
26	12:01:54.797	K. NAKAJIMA	12:03:21.014	N. LAPIERRE	1:26.217	34:56.058	17	05:46:29.424	N. JANI	05:47:29.033	N. JANI	59.609	40:48.269							
27	12:41:34.514	N. LAPIERRE	12:42:34.223	N. LAPIERRE	59.709	35:55.767	18	06:34:41.025	N. JANI	06:35:45.116	N. JANI	1:04.091	41:52.360							
28	13:20:55.923	N. LAPIERRE	13:21:55.757	N. LAPIERRE	59.834	36:55.601	19	07:22:34.869	N. JANI	07:25:46.551	N. JANI	3:11.682	45:04.042							
29	13:50:55.811	N. LAPIERRE	14:22:00.118	N. LAPIERRE	31:04.307	1:07:59.908	20	08:08:54.850	N. JANI	09:57:01.789	N. PROST	1:48.06.939	2:33:10.981							
<div style="border: 1px solid black; padding: 5px;"> 8 Toyota Racing Toyota TS030 - Hybrid LMP1 </div>							21	10:04:17.331	N. PROST	10:07:44.606	N. PROST	3:27.275	2:36:38.256							
							22	10:29:03.910	N. PROST	10:31:00.965	N. PROST	1:57.055	2:38:35.311							
							23	11:11:06.549	N. PROST	11:12:05.529	N. PROST	58.980	2:39:34.291							
							24	11:30:35.013	N. PROST	11:32:07.214	N. PROST	1:32.201	2:41:06.492							
							25	11:36:26.550	N. PROST	12:12:43.024	N. PROST	36:16.474	3:17:22.966							
							26	12:38:57.853	N. PROST	14:51:43.114	N. PROST	2:12:45.261	5:30:08.227							
							<div style="border: 1px solid black; padding: 5px;"> 13 Rebellion Racing Lola B12/60 Coupé - Toyota LMP1 </div>							1	16:16:04.413	A. BELICCHI	16:17:12.765	A. BELICCHI	1:08.352	1:08.352
														2	17:00:40.094	A. BELICCHI	17:01:40.005	A. BELICCHI	59.911	2:08.263
														3	17:52:27.363	A. BELICCHI	17:53:58.904	C. CHENG	1:31.541	3:39.804
														4	18:43:05.244	C. CHENG	18:44:07.049	C. CHENG	1:01.805	4:41.609
5	19:31:58.416	C. CHENG	19:32:58.459	C. CHENG	1:00.043	5:41.652														
6	20:16:43.126	C. CHENG	20:20:04.396	M. BECHE	3:21.270	9:02.922														
7	21:10:08.506	M. BECHE	21:11:09.017	M. BECHE	1:00.511	10:03.433														
8	21:57:32.912	M. BECHE	21:58:32.716	M. BECHE	59.804	11:03.237														
9	22:45:20.525	M. BECHE	22:46:20.117	M. BECHE	59.592	12:02.829														
10	23:44:13.863	M. BECHE	23:45:44.459	A. BELICCHI	1:30.596	13:33.425														
11	00:39:55.883	A. BELICCHI	00:40:55.126	A. BELICCHI	59.243	14:32.668														
12	00:48:14.663	A. BELICCHI	00:49:24.831	A. BELICCHI	1:10.168	15:42.836														
13	01:29:34.710	A. BELICCHI	01:30:35.354	A. BELICCHI	1:00.644	16:43.480														



24 HEURES DU MANS 90 ANS

22-23 JUN 2013



FIA WEC

81^e Edition des 24 Heures du Mans

Race

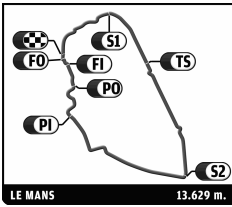
Pit Stop Analysis

Nr.	In Time	In Driver	Out Time	Out Driver	Pit Time	T. Pit Time	Nr.	In Time	In Driver	Out Time	Out Driver	Pit Time	T. Pit Time
14	02:14:02.078	A. BELICCHI	02:15:32.941	C. CHENG	1:30.863	18:14.343	4	18:22:57.067	A. BRUNDLE	18:23:59.103	A. BRUNDLE	1:02.036	4:24.704
15	03:48:47.233	C. CHENG	03:52:26.153	C. CHENG	3:38.920	21:53.263	5	19:06:04.606	A. BRUNDLE	19:07:32.836	D. HENEMEIER HANSSON	1:28.230	5:52.934
16	03:59:00.048	C. CHENG	04:01:58.181	C. CHENG	2:58.133	24:51.396	6	19:49:17.103	D. HENEMEIER HANSSON	19:50:22.642	D. HENEMEIER HANSSON	1:05.539	6:58.473
17	04:42:33.326	C. CHENG	04:44:02.471	C. CHENG	1:29.145	26:20.541	7	20:23:18.017	D. HENEMEIER HANSSON	20:27:17.706	D. HENEMEIER HANSSON	3:59.689	10:58.162
18	05:33:50.308	C. CHENG	05:35:45.458	M. BECHE	1:55.150	28:15.691	8	21:10:51.807	D. HENEMEIER HANSSON	21:11:52.001	D. HENEMEIER HANSSON	1:00.194	11:58.356
19	06:22:23.465	M. BECHE	06:23:24.344	M. BECHE	1:00.879	29:16.570	9	21:53:35.899	D. HENEMEIER HANSSON	21:55:01.721	O. PLA	1:25.822	13:24.178
20	07:09:56.753	M. BECHE	07:10:57.287	M. BECHE	1:00.534	30:17.104	10	22:35:59.288	O. PLA	22:37:00.095	O. PLA	1:00.807	14:24.985
21	07:57:51.325	M. BECHE	07:59:23.783	A. BELICCHI	1:32.458	31:49.562	11	23:28:31.474	O. PLA	23:29:31.266	O. PLA	59.792	15:24.777
22	08:41:10.943	A. BELICCHI	11:03:41.514	C. CHENG	2:22:30.571	2:54:20.133	12	00:20:45.661	O. PLA	00:21:49.538	O. PLA	1:03.877	16:28.654
23	11:07:32.269	C. CHENG	11:08:27.484	C. CHENG	55.215	2:55:15.348	13	01:03:07.560	O. PLA	01:04:34.597	A. BRUNDLE	1:27.037	17:55.691
24	11:46:06.320	C. CHENG	11:54:45.936	C. CHENG	8:39.616	3:03:54.964	14	01:45:44.720	A. BRUNDLE	01:46:45.361	A. BRUNDLE	1:00.641	18:56.332
25	12:05:50.406	C. CHENG	12:07:16.740	C. CHENG	1:26.334	3:05:21.298	15	02:35:17.526	A. BRUNDLE	02:38:27.705	A. BRUNDLE	3:10.179	22:06.511
26	12:18:23.103	C. CHENG	12:49:30.903	C. CHENG	31:07.800	3:36:29.098	16	03:48:33.202	A. BRUNDLE	03:52:23.304	A. BRUNDLE	3:50.102	25:56.613
27	12:56:56.276	C. CHENG	13:26:45.780	C. CHENG	29:49.504	4:06:18.602	17	04:47:53.993	A. BRUNDLE	04:49:23.891	O. PLA	1:29.898	27:26.511
28	13:30:38.737	C. CHENG	13:39:08.957	C. CHENG	8:30.220	4:14:48.822	18	05:31:38.609	O. PLA	05:33:02.166	O. PLA	1:23.557	28:50.068
29	13:43:27.208	C. CHENG	14:52:59.235	C. CHENG	1:09:32.027	5:24:20.849	19	06:13:52.307	O. PLA	06:14:59.629	O. PLA	1:07.322	29:57.390
21 Strakka Racing HPD ARX 03c - Honda LMP1							21 07:37:55.162 O. PLA 07:39:25.135 D. HENEMEIER HANSSON 1:29.973 32:38.731						
1	16:23:22.829	D. WATTS	16:24:24.048	D. WATTS	1:01.219	1:01.219	20	06:55:44.220	O. PLA	06:56:55.588	O. PLA	1:11.368	31:08.758
2	17:09:35.016	D. WATTS	17:11:05.302	D. WATTS	1:30.286	2:31.505	21	07:37:55.162	O. PLA	07:39:25.135	D. HENEMEIER HANSSON	1:29.973	32:38.731
3	18:00:46.525	D. WATTS	18:01:47.266	D. WATTS	1:00.741	3:32.246	22	08:33:58.042	D. HENEMEIER HANSSON	08:36:21.425	D. HENEMEIER HANSSON	2:23.383	35:02.114
4	18:47:02.122	D. WATTS	18:48:29.606	J. KANE	1:27.484	4:59.730	23	09:09:08.409	D. HENEMEIER HANSSON	09:12:35.268	A. BRUNDLE	3:26.859	38:28.973
5	19:35:50.706	J. KANE	19:36:51.134	J. KANE	1:00.428	6:00.158	24	09:51:20.529	A. BRUNDLE	09:53:51.158	A. BRUNDLE	2:30.629	40:59.602
6	20:09:48.949	J. KANE	20:15:22.449	J. KANE	5:33.500	11:33.658	25	10:56:05.147	A. BRUNDLE	10:57:30.253	A. BRUNDLE	1:25.106	42:24.708
7	21:11:51.814	J. KANE	21:13:07.363	J. KANE	1:15.549	12:49.207	26	11:31:02.517	A. BRUNDLE	11:32:26.764	O. PLA	1:24.247	43:48.955
8	21:59:54.206	J. KANE	22:01:28.540	N. LEVENTIS	1:34.334	14:23.541	27	12:13:38.608	O. PLA	12:14:38.883	O. PLA	1:00.275	44:49.230
9	22:52:01.726	N. LEVENTIS	22:55:48.406	N. LEVENTIS	3:46.680	18:10.221	28	12:55:59.946	O. PLA	12:57:24.030	O. PLA	1:24.084	46:13.314
10	23:51:35.957	N. LEVENTIS	23:53:09.919	D. WATTS	1:33.962	19:44.183	29	13:38:03.107	O. PLA	13:39:03.282	O. PLA	1:00.175	47:13.489
11	00:50:52.434	D. WATTS	00:52:23.178	D. WATTS	1:30.744	21:14.927	30	13:48:53.052	O. PLA	13:50:44.644	O. PLA	1:51.592	49:05.081
12	01:39:34.736	D. WATTS	01:40:43.937	D. WATTS	1:09.201	22:24.128	31	14:52:15.683	O. PLA	14:52:59.966	O. PLA	44.283	49:49.364
13	02:41:27.621	D. WATTS	02:42:28.013	D. WATTS	1:00.392	23:24.520	25 Delta-ADR Oreca 03 - Nissan LMP2						
14	03:46:54.750	D. WATTS	03:49:08.238	J. KANE	2:13.488	25:38.008	1	15:19:22.695	S. NAKANO	15:49:40.326	S. NAKANO	30:17.631	30:17.631
15	04:09:25.023	J. KANE	04:10:41.947	J. KANE	1:16.924	26:54.932	2	16:43:14.506	S. NAKANO	16:44:14.903	S. NAKANO	1:00.397	31:18.028
16	04:57:58.097	J. KANE	04:59:33.154	J. KANE	1:35.057	28:29.989	3	17:27:49.464	S. NAKANO	17:29:01.902	S. NAKANO	1:12.438	32:30.466
17	05:47:12.422	J. KANE	05:48:13.316	J. KANE	1:00.894	29:30.883	4	18:15:23.928	S. NAKANO	18:17:02.094	A. HAMILTON	1:38.166	34:08.632
18	06:34:49.070	J. KANE	06:36:26.808	N. LEVENTIS	1:37.738	31:08.621	5	19:03:29.356	A. HAMILTON	19:04:31.834	A. HAMILTON	1:02.478	35:11.110
19	07:25:27.307	N. LEVENTIS	07:26:29.704	N. LEVENTIS	1:02.397	32:11.018	6	19:46:42.111	A. HAMILTON	19:48:00.204	A. HAMILTON	1:18.093	36:29.203
20	08:29:32.482	N. LEVENTIS	08:31:42.209	N. LEVENTIS	2:09.727	34:20.745	7	20:36:32.539	A. HAMILTON	20:52:55.954	T. GRAVES	16:23.415	52:52.618
21	09:12:09.360	N. LEVENTIS	09:14:26.216	D. WATTS	2:16.856	36:37.601	8	21:34:42.942	T. GRAVES	21:35:48.679	T. GRAVES	1:05.737	53:58.355
22	09:47:39.844	D. WATTS	09:49:06.670	D. WATTS	1:26.826	38:04.427	9	22:17:03.916	T. GRAVES	22:18:11.906	T. GRAVES	1:07.990	55:06.345
23	11:03:16.871	D. WATTS	11:04:50.846	D. WATTS	1:33.975	39:38.402	26 G-Drive Racing Oreca 03 - Nissan LMP2						
24	11:30:41.840	D. WATTS	11:32:02.355	D. WATTS	1:20.515	40:58.917	1	15:34:46.870	J. MARTIN	15:38:46.905	J. MARTIN	4:00.035	4:00.035
25	11:54:43.049	D. WATTS	11:56:31.286	J. KANE	1:48.237	42:47.154	2	16:40:41.375	J. MARTIN	16:41:43.249	J. MARTIN	1:01.874	5:01.909
26	12:18:43.748	J. KANE	12:21:09.883	J. KANE	2:26.135	45:13.289	3	17:04:54.860	J. MARTIN	17:06:27.842	M. CONWAY	1:32.982	6:34.891
27	12:36:19.584	J. KANE	12:37:39.206	J. KANE	1:19.622	46:32.911	4	17:48:52.386	M. CONWAY	17:50:01.903	M. CONWAY	1:09.517	7:44.408
28	13:25:40.619	J. KANE	13:26:43.842	J. KANE	1:03.223	47:36.134	5	18:32:03.435	M. CONWAY	18:33:04.110	M. CONWAY	1:00.675	8:45.083
29	13:45:47.428	J. KANE	13:47:14.318	J. KANE	1:26.890	49:03.024	6	19:14:36.113	M. CONWAY	19:16:06.222	R. RUSINOV	1:30.109	10:15.192
24 OAK Racing Morgan - Nissan LMP2							7	19:57:18.511	R. RUSINOV	19:58:18.667	R. RUSINOV	1:00.156	11:15.348
1	16:12:41.521	O. PLA	16:13:39.946	O. PLA	58.425	58.425	8	20:51:38.307	R. RUSINOV	20:53:22.163	J. MARTIN	1:43.856	12:59.204
2	16:54:50.326	O. PLA	16:55:49.605	O. PLA	59.279	1:57.704	9	21:34:28.225	J. MARTIN	21:35:28.936	J. MARTIN	1:00.711	13:59.915
3	17:39:04.093	O. PLA	17:40:29.057	A. BRUNDLE	1:24.964	3:22.668	10	22:16:39.681	J. MARTIN	22:22:39.083	J. MARTIN	5:59.402	19:59.317
							11	23:02:11.222	J. MARTIN	23:05:05.271	M. CONWAY	2:54.049	22:53.366



24 HEURES DU MANS 90 ANS

22-23 JUN 2013



FIA WEC

81^e Edition des 24 Heures du Mans

Race

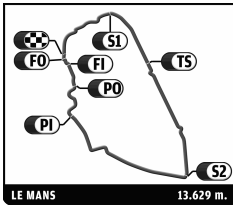
Pit Stop Analysis

Nr.	In Time	In Driver	Out Time	Out Driver	Pit Time	T. Pit Time	Nr.	In Time	In Driver	Out Time	Out Driver	Pit Time	T. Pit Time
12	23:46:56.769	M. CONWAY	23:48:05.885	M. CONWAY	1:09.116	24:02.482	1	16:12:56.583	C. BOUCHUT	16:41:36.168	K. WEEDA	28:39.585	28:39.585
13	00:39:40.086	M. CONWAY	00:40:43.364	M. CONWAY	1:03.278	25:05.760	2	16:58:01.649	K. WEEDA	16:59:03.750	K. WEEDA	1:02.101	29:41.686
14	01:22:12.861	M. CONWAY	01:23:53.873	R. RUSINOV	1:41.012	26:46.772	32 Lotus Lotus T128 LMP2						
15	02:05:06.698	R. RUSINOV	02:06:13.541	R. RUSINOV	1:06.843	27:53.615	1	16:16:41.490	T. HOLZER	16:17:43.765	T. HOLZER	1:02.275	1:02.275
16	02:41:36.476	R. RUSINOV	02:43:45.600	J. MARTIN	2:09.124	30:02.739	2	16:52:15.513	T. HOLZER	16:53:31.409	T. HOLZER	1:15.896	2:18.171
17	03:13:05.709	J. MARTIN	03:20:41.413	J. MARTIN	7:35.704	37:38.443	3	17:41:11.790	T. HOLZER	17:42:45.385	J. CHAROUZ	1:33.595	3:51.766
18	03:48:41.153	J. MARTIN	03:52:21.677	J. MARTIN	3:40.524	41:18.967	4	17:59:12.966	J. CHAROUZ	18:00:21.555	J. CHAROUZ	1:08.589	5:00.355
19	04:52:10.968	J. MARTIN	04:53:13.170	J. MARTIN	1:02.202	42:21.169	5	18:47:06.553	J. CHAROUZ	18:48:18.330	J. CHAROUZ	1:11.777	6:12.132
20	05:35:09.044	J. MARTIN	05:36:16.413	J. MARTIN	1:07.369	43:28.538	6	19:34:19.229	J. CHAROUZ	19:36:06.513	D. KRAIHAMER	1:47.284	7:59.416
21	06:17:29.734	J. MARTIN	06:19:02.750	M. CONWAY	1:33.016	45:01.554	7	20:24:24.801	D. KRAIHAMER	20:27:33.995	D. KRAIHAMER	3:09.194	11:08.610
22	06:59:42.834	M. CONWAY	07:00:43.683	M. CONWAY	1:00.849	46:02.403	8	21:16:43.893	D. KRAIHAMER	21:17:49.897	D. KRAIHAMER	1:06.004	12:14.614
23	07:41:31.827	M. CONWAY	07:42:37.528	M. CONWAY	1:05.701	47:08.104	9	22:03:10.308	D. KRAIHAMER	22:08:01.404	T. HOLZER	4:51.096	17:05.710
24	08:41:19.548	M. CONWAY	08:44:01.912	R. RUSINOV	2:42.364	49:50.468	10	22:55:25.742	T. HOLZER	23:05:01.954	T. HOLZER	9:36.212	26:41.922
25	09:47:03.768	R. RUSINOV	09:48:37.352	R. RUSINOV	1:33.584	51:24.052	11	23:51:09.119	T. HOLZER	23:52:32.594	T. HOLZER	1:23.475	28:05.397
26	10:59:42.022	R. RUSINOV	11:01:14.852	M. CONWAY	1:32.830	52:56.882	12	00:48:57.323	T. HOLZER	00:50:26.885	T. HOLZER	1:29.562	29:34.959
27	11:42:27.214	M. CONWAY	11:43:31.879	M. CONWAY	1:04.665	54:01.547	13	01:36:47.703	T. HOLZER	01:38:38.582	J. CHAROUZ	1:50.879	31:25.838
28	12:24:22.194	M. CONWAY	12:25:23.064	M. CONWAY	1:00.870	55:02.417	14	02:21:11.117	J. CHAROUZ	02:24:32.510	J. CHAROUZ	3:21.393	34:47.231
29	13:06:05.703	M. CONWAY	13:07:38.406	J. MARTIN	1:32.703	56:35.120	15	03:41:35.718	J. CHAROUZ	03:45:32.253	J. CHAROUZ	3:56.535	38:43.766
30	13:33:38.308	J. MARTIN	13:35:06.407	J. MARTIN	1:28.099	58:03.219	16	03:58:59.195	J. CHAROUZ	04:01:53.340	J. CHAROUZ	2:54.145	41:37.911
31	13:47:57.726	J. MARTIN	13:50:35.428	J. MARTIN	2:37.702	1:00:40.921	17	04:13:21.188	J. CHAROUZ	04:15:09.625	D. KRAIHAMER	1:48.437	43:26.348
32	14:34:57.367	J. MARTIN	14:36:03.762	J. MARTIN	1:06.395	1:01:47.316	18	04:36:44.133	D. KRAIHAMER	04:38:33.888	D. KRAIHAMER	1:49.755	45:16.103
28 Gulf Racing Middle East Lola B12/80 Coupé - Nissan LMP2							19	05:25:53.387	D. KRAIHAMER	05:27:07.299	D. KRAIHAMER	1:13.912	46:30.015
1	16:21:02.294	F. GIROIX	16:24:10.763	F. GIROIX	3:08.469	3:08.469	20	06:12:40.408	D. KRAIHAMER	06:24:01.941	D. KRAIHAMER	11:21.533	57:51.548
2	16:28:26.220	F. GIROIX	16:39:45.428	K. IHARA	11:19.208	14:27.677	21	06:38:52.064	D. KRAIHAMER	06:50:44.547	T. HOLZER	11:52.483	1:09:44.031
3	16:44:39.530	K. IHARA	17:11:01.683	K. IHARA	26:22.153	40:49.830	33 Level 5 Motorsports HPD ARX 03b - Honda LMP2						
4	17:15:45.401	K. IHARA	17:17:24.475	K. IHARA	1:39.074	42:28.904	1	16:09:09.176	R. BRISCOE	16:10:04.377	R. BRISCOE	55.201	55.201
5	17:22:16.068	K. IHARA	17:52:05.453	P. HAEZEBROUCK	29:49.385	1:12:18.289	2	16:55:41.968	R. BRISCOE	16:56:43.344	R. BRISCOE	1:01.376	1:56.577
6	17:57:13.021	P. HAEZEBROUCK	20:32:27.379	P. HAEZEBROUCK	2:35:14.358	3:47:32.647	3	17:48:32.526	R. BRISCOE	17:49:35.266	R. BRISCOE	1:02.740	2:59.317
7	20:37:46.399	P. HAEZEBROUCK	23:28:44.893	P. HAEZEBROUCK	2:50:58.494	6:38:31.141	4	18:36:11.161	R. BRISCOE	18:37:40.577	M. FRANCHITTI	1:29.416	4:28.733
8	23:34:03.318	P. HAEZEBROUCK	01:19:06.506	P. HAEZEBROUCK	1:45:03.188	8:23:34.329	5	19:10:01.643	M. FRANCHITTI	19:11:03.955	M. FRANCHITTI	1:02.312	5:31.045
30 HVM Status GP Lola B12/80 Coupé - Judd LMP2							6	19:56:43.815	M. FRANCHITTI	19:58:03.931	M. FRANCHITTI	1:20.116	6:51.161
1	16:09:10.032	J. MOWLEM	16:10:06.769	J. MOWLEM	56.737	56.737	7	20:16:35.810	M. FRANCHITTI	20:19:58.346	S. TUCKER	3:22.536	10:13.697
2	16:48:53.053	J. MOWLEM	16:50:18.245	J. HIRSCHI	1:25.192	2:21.929	8	21:09:31.628	S. TUCKER	21:17:34.082	S. TUCKER	8:02.454	18:16.151
3	17:06:32.358	J. HIRSCHI	17:07:47.264	J. HIRSCHI	1:14.906	3:36.835	9	22:00:09.182	S. TUCKER	22:01:31.933	S. TUCKER	1:22.751	19:38.902
4	17:29:37.514	J. HIRSCHI	17:30:51.962	J. HIRSCHI	1:14.448	4:51.283	10	22:48:15.203	S. TUCKER	22:55:51.312	R. BRISCOE	7:36.109	27:15.011
5	18:14:56.806	J. HIRSCHI	18:15:56.090	J. HIRSCHI	59.284	5:50.567	11	23:49:55.979	R. BRISCOE	23:51:00.419	R. BRISCOE	1:04.440	28:19.451
6	18:59:28.658	J. HIRSCHI	19:01:43.643	T. BURGESS	2:14.985	8:05.552	12	00:42:43.331	R. BRISCOE	00:44:19.700	R. BRISCOE	1:36.369	29:55.820
7	19:45:37.395	T. BURGESS	19:46:35.451	T. BURGESS	58.056	9:03.608	13	01:34:00.130	R. BRISCOE	01:35:03.694	R. BRISCOE	1:03.564	30:59.384
8	20:35:30.759	T. BURGESS	20:37:35.348	T. BURGESS	2:04.589	11:08.197	14	02:20:54.819	R. BRISCOE	02:24:27.774	M. FRANCHITTI	3:32.955	34:32.339
9	20:42:03.373	T. BURGESS	20:43:12.881	T. BURGESS	1:09.508	12:17.705	15	02:38:03.480	M. FRANCHITTI	02:40:27.515	M. FRANCHITTI	2:24.035	36:56.374
10	21:22:56.538	T. BURGESS	21:24:27.493	J. MOWLEM	1:30.955	13:48.660	16	03:30:48.272	M. FRANCHITTI	03:38:12.420	M. FRANCHITTI	7:24.148	44:20.522
11	22:06:43.267	J. MOWLEM	22:08:10.131	J. MOWLEM	1:26.864	15:15.524	17	04:05:56.071	M. FRANCHITTI	04:08:27.298	M. FRANCHITTI	2:31.227	46:51.749
12	22:50:39.969	J. MOWLEM	22:52:27.726	J. MOWLEM	1:47.757	17:03.281	18	04:43:19.170	M. FRANCHITTI	04:44:43.392	M. FRANCHITTI	1:24.222	48:15.971
13	23:41:16.045	J. MOWLEM	23:42:43.190	J. HIRSCHI	1:27.145	18:30.426	19	05:32:06.048	M. FRANCHITTI	05:33:19.772	M. FRANCHITTI	1:13.724	49:29.695
14	00:35:31.328	J. HIRSCHI	00:36:34.010	J. HIRSCHI	1:02.682	19:33.108	20	06:15:08.229	M. FRANCHITTI	06:16:46.904	S. TUCKER	1:38.675	51:08.370
15	01:19:34.589	J. HIRSCHI	01:20:33.452	J. HIRSCHI	58.863	20:31.971	21	06:59:32.142	S. TUCKER	07:00:44.855	S. TUCKER	1:12.713	52:21.083
16	02:07:58.365	J. HIRSCHI	02:09:56.672	T. BURGESS	1:58.307	22:30.278	22	07:43:10.296	S. TUCKER	07:44:26.573	S. TUCKER	1:16.277	53:37.360
31 Lotus Lotus T128 LMP2							23	08:36:25.656	S. TUCKER	08:43:59.640	R. BRISCOE	7:33.984	1:01:11.344
							24	09:12:11.275	R. BRISCOE	14:49:34.220	S. TUCKER	5:37:22.945	6:38:34.289



24 HEURES DU MANS 90 ANS

22-23 JUN 2013



FIA WEC

81^e Edition des 24 Heures du Mans

Race

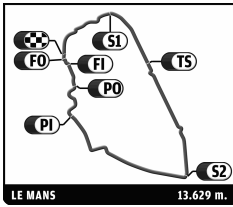
Pit Stop Analysis

Nr.	In Time	In Driver	Out Time	Out Driver	Pit Time	T. Pit Time	Nr.	In Time	In Driver	Out Time	Out Driver	Pit Time	T. Pit Time
34 Race Performance Oreca 03 - Judd LMP2													
1	16:16:38.487	J. BLEEKEMOLEN	16:17:36.113	J. BLEEKEMOLEN	57.626	57.626	17	04:02:55.676	M. PLOWMAN	04:06:22.578	M. PLOWMAN	3:26.902	24:44.952
2	16:59:47.664	J. BLEEKEMOLEN	17:00:45.105	J. BLEEKEMOLEN	57.441	1:55.067	18	04:51:57.907	M. PLOWMAN	04:53:15.361	M. PLOWMAN	1:17.454	26:02.406
3	17:44:36.497	J. BLEEKEMOLEN	17:46:33.555	P. NIEDERHAUSER	1:57.058	3:52.125	19	05:35:25.833	M. PLOWMAN	05:37:13.335	B. BAGUETTE	1:47.502	27:49.908
4	18:29:04.708	P. NIEDERHAUSER	18:30:07.611	P. NIEDERHAUSER	1:02.903	4:55.028	20	06:18:18.560	B. BAGUETTE	06:19:19.059	B. BAGUETTE	1:00.499	28:50.407
5	19:08:23.312	P. NIEDERHAUSER	19:09:24.105	P. NIEDERHAUSER	1:00.793	5:55.821	21	07:00:01.999	B. BAGUETTE	07:01:09.872	B. BAGUETTE	1:07.873	29:58.280
6	19:51:09.503	P. NIEDERHAUSER	19:52:45.788	M. FREY	1:36.285	7:32.106	22	07:42:02.741	B. BAGUETTE	07:43:02.880	B. BAGUETTE	1:00.139	30:58.419
7	20:47:27.434	M. FREY	20:48:25.624	M. FREY	58.190	8:30.296	23	08:50:28.614	B. BAGUETTE	08:53:28.355	R. GONZALEZ	2:59.741	33:58.160
8	21:11:25.107	M. FREY	21:15:59.558	J. BLEEKEMOLEN	4:34.451	13:04.747	24	09:49:08.305	R. GONZALEZ	09:50:36.771	M. PLOWMAN	1:28.466	35:26.626
9	21:57:36.803	J. BLEEKEMOLEN	21:58:33.326	J. BLEEKEMOLEN	56.523	14:01.270	25	10:57:44.804	M. PLOWMAN	10:58:43.625	M. PLOWMAN	58.821	36:25.447
10	22:40:19.644	J. BLEEKEMOLEN	22:41:17.306	J. BLEEKEMOLEN	57.662	14:58.932	26	11:40:22.187	M. PLOWMAN	11:41:49.468	B. BAGUETTE	1:27.281	37:52.728
11	23:17:09.906	J. BLEEKEMOLEN	23:22:15.456	P. NIEDERHAUSER	5:05.550	20:04.482	27	12:22:55.475	B. BAGUETTE	12:23:55.614	B. BAGUETTE	1:00.139	38:52.867
12	00:10:31.672	P. NIEDERHAUSER	00:11:56.024	P. NIEDERHAUSER	1:24.352	21:28.834	28	13:04:57.968	B. BAGUETTE	13:05:57.866	B. BAGUETTE	59.898	39:52.765
13	00:40:34.734	P. NIEDERHAUSER	00:52:39.498	M. FREY	12:04.764	33:33.598	29	13:50:12.595	B. BAGUETTE	13:53:39.351	B. BAGUETTE	3:26.756	43:19.521
14	01:34:57.467	M. FREY	01:35:56.048	M. FREY	58.581	34:32.179	30	14:53:50.331	B. BAGUETTE	14:54:34.251	B. BAGUETTE	43.920	44:03.441
15	02:17:53.281	M. FREY	02:21:39.957	J. BLEEKEMOLEN	3:46.676	38:18.855	36 Signatech Alpine Alpine - Nissan LMP2						
16	03:25:41.159	J. BLEEKEMOLEN	03:27:44.732	J. BLEEKEMOLEN	2:03.573	40:22.428	1	15:34:48.655	N. PANCIATICI	15:35:55.480	N. PANCIATICI	1:06.825	1:06.825
17	04:02:59.247	J. BLEEKEMOLEN	04:06:21.047	J. BLEEKEMOLEN	3:21.800	43:44.228	2	16:40:48.102	N. PANCIATICI	16:41:58.704	N. PANCIATICI	1:10.602	2:17.427
18	04:11:19.265	J. BLEEKEMOLEN	04:12:30.450	J. BLEEKEMOLEN	1:11.185	44:55.413	3	17:09:23.753	N. PANCIATICI	17:10:51.947	T. GOMMENDY	1:28.194	3:45.621
19	04:34:35.739	J. BLEEKEMOLEN	04:36:01.399	P. NIEDERHAUSER	1:25.660	46:21.073	4	17:35:24.339	T. GOMMENDY	17:36:37.553	T. GOMMENDY	1:13.214	4:58.835
20	05:19:43.363	P. NIEDERHAUSER	05:20:48.508	P. NIEDERHAUSER	1:05.145	47:26.218	5	18:14:11.517	T. GOMMENDY	18:27:51.489	T. GOMMENDY	13:39.972	18:38.807
21	06:02:40.920	P. NIEDERHAUSER	06:03:40.991	P. NIEDERHAUSER	1:00.071	48:26.289	6	19:13:50.620	T. GOMMENDY	19:14:51.691	T. GOMMENDY	1:01.071	19:39.878
22	06:45:13.442	P. NIEDERHAUSER	06:46:46.799	M. FREY	1:33.357	49:59.646	7	19:56:33.493	T. GOMMENDY	19:57:32.989	T. GOMMENDY	59.496	20:39.374
23	07:28:32.744	M. FREY	07:29:31.083	M. FREY	58.339	50:57.985	8	20:14:54.900	T. GOMMENDY	20:33:54.534	P. RAGUES	18:59.629	39:39.003
24	08:14:49.672	M. FREY	08:17:08.969	J. BLEEKEMOLEN	2:19.297	53:17.282	9	21:15:25.570	P. RAGUES	21:17:39.959	P. RAGUES	2:14.389	41:53.392
25	09:35:59.034	J. BLEEKEMOLEN	09:37:05.672	J. BLEEKEMOLEN	1:06.638	54:23.920	10	21:59:13.964	P. RAGUES	22:00:13.540	P. RAGUES	59.576	42:52.968
26	10:49:16.692	J. BLEEKEMOLEN	10:50:57.279	P. NIEDERHAUSER	1:40.587	56:04.507	11	22:42:18.871	P. RAGUES	22:43:52.611	N. PANCIATICI	1:33.740	44:26.708
27	11:32:43.576	P. NIEDERHAUSER	11:33:55.392	P. NIEDERHAUSER	1:11.816	57:16.323	12	23:36:03.204	N. PANCIATICI	23:37:09.804	N. PANCIATICI	1:06.600	45:33.308
28	12:15:20.804	P. NIEDERHAUSER	12:18:32.115	P. NIEDERHAUSER	3:11.311	1:00:27.634	13	00:29:16.713	N. PANCIATICI	00:30:31.811	N. PANCIATICI	1:15.098	46:48.406
29	13:00:17.723	P. NIEDERHAUSER	13:01:46.032	M. FREY	1:28.309	1:01:55.943	14	01:12:16.366	N. PANCIATICI	01:13:17.641	N. PANCIATICI	1:01.275	47:49.681
30	13:32:46.488	M. FREY	13:35:49.511	M. FREY	3:03.023	1:04:58.966	15	01:32:36.038	N. PANCIATICI	01:34:00.312	T. GOMMENDY	1:24.274	49:13.955
31	13:39:46.149	M. FREY	13:43:35.959	M. FREY	3:49.810	1:08:48.776	16	02:16:20.677	T. GOMMENDY	02:17:24.376	T. GOMMENDY	1:03.699	50:17.654
32	13:49:04.965	M. FREY	13:50:47.729	M. FREY	1:42.764	1:10:31.540	17	03:25:42.224	T. GOMMENDY	03:27:42.386	T. GOMMENDY	2:00.162	52:17.816
35 OAK Racing Morgan - Nissan LMP2													
1	16:16:31.445	B. BAGUETTE	16:17:30.666	B. BAGUETTE	59.221	59.221	18	04:02:56.707	T. GOMMENDY	04:06:27.370	P. RAGUES	3:30.663	55:48.479
2	16:58:43.239	B. BAGUETTE	16:59:42.532	B. BAGUETTE	59.293	1:58.514	19	04:41:00.639	P. RAGUES	04:42:21.284	P. RAGUES	1:20.645	57:09.124
3	17:07:53.675	B. BAGUETTE	17:09:01.658	B. BAGUETTE	1:07.983	3:06.497	20	05:25:35.722	P. RAGUES	05:26:35.839	P. RAGUES	1:00.117	58:09.241
4	17:51:49.269	B. BAGUETTE	17:53:17.017	R. GONZALEZ	1:27.748	4:34.245	21	06:08:42.898	P. RAGUES	06:10:13.410	N. PANCIATICI	1:30.512	59:39.753
5	18:35:49.671	R. GONZALEZ	18:36:48.871	R. GONZALEZ	59.200	5:33.445	22	06:51:16.635	N. PANCIATICI	06:52:27.595	N. PANCIATICI	1:10.960	1:00:50.713
6	19:18:48.015	R. GONZALEZ	19:20:12.860	M. PLOWMAN	1:24.845	6:58.290	23	07:33:28.694	N. PANCIATICI	07:34:30.759	N. PANCIATICI	1:02.065	1:01:52.778
7	20:01:29.112	M. PLOWMAN	20:02:33.925	M. PLOWMAN	1:04.813	8:03.103	24	08:37:16.844	N. PANCIATICI	08:38:48.364	T. GOMMENDY	1:31.520	1:03:24.298
8	20:57:00.393	M. PLOWMAN	20:58:01.978	M. PLOWMAN	1:01.585	9:04.688	25	09:44:52.626	T. GOMMENDY	09:45:54.007	T. GOMMENDY	1:01.381	1:04:25.679
9	21:39:19.694	M. PLOWMAN	21:40:44.746	B. BAGUETTE	1:25.052	10:29.740	26	10:54:34.026	T. GOMMENDY	10:55:38.130	T. GOMMENDY	1:04.104	1:05:29.783
10	22:21:40.644	B. BAGUETTE	22:22:41.658	B. BAGUETTE	1:01.014	11:30.754	27	11:37:51.574	T. GOMMENDY	11:39:21.123	P. RAGUES	1:29.549	1:06:59.332
11	23:15:10.169	B. BAGUETTE	23:16:10.090	B. BAGUETTE	59.921	12:30.675	28	12:21:02.484	P. RAGUES	12:22:02.687	P. RAGUES	1:00.203	1:07:59.535
12	23:57:33.315	B. BAGUETTE	00:00:34.871	R. GONZALEZ	3:01.556	15:32.231	29	13:03:57.953	P. RAGUES	13:05:05.561	P. RAGUES	1:07.608	1:09:07.143
13	00:46:28.034	R. GONZALEZ	00:47:31.237	R. GONZALEZ	1:03.203	16:35.434	30	13:48:48.878	P. RAGUES	13:50:47.713	N. PANCIATICI	1:58.835	1:11:05.978
14	01:29:15.416	R. GONZALEZ	01:30:16.043	R. GONZALEZ	1:00.627	17:36.061	31	14:39:33.359	N. PANCIATICI	14:40:42.964	N. PANCIATICI	1:09.605	1:12:15.583
15	02:11:55.175	R. GONZALEZ	02:13:21.757	M. PLOWMAN	1:26.582	19:02.643	32	14:44:57.574	N. PANCIATICI	14:46:25.466	N. PANCIATICI	1:27.892	1:13:43.475
16	03:11:14.514	M. PLOWMAN	03:13:29.921	M. PLOWMAN	2:15.407	21:18.050	38 Jota Sport Zytek Z11SN - Nissan LMP2						
1	16:16:34.544	O. TURVEY	16:17:34.644	O. TURVEY	1:00.100	1:00.100							
2	17:03:21.610	O. TURVEY	17:04:24.854	O. TURVEY	1:03.244	2:03.344							



24 HEURES DU MANS 90 ANS

22-23 JUN 2013



FIA WEC

81^e Edition des 24 Heures du Mans

Race

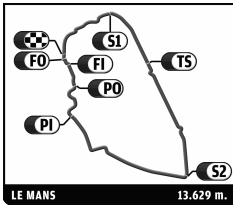
Pit Stop Analysis

Nr.	In Time	In Driver	Out Time	Out Driver	Pit Time	T. Pit Time	Nr.	In Time	In Driver	Out Time	Out Driver	Pit Time	T. Pit Time
3	17:52:11.303	O. TURVEY	17:53:48.264	L. LUHR	1:36.961	3:40.305	24	09:40:53.080	S. RAFFIN	09:42:39.303	R. BRANDELA	1:46.223	1:56:41.433
4	18:39:56.800	L. LUHR	18:41:32.951	L. LUHR	1:36.151	5:16.456	25	10:53:45.144	R. BRANDELA	10:54:46.086	R. BRANDELA	1:00.942	1:57:42.375
5	18:57:04.932	L. LUHR	18:58:36.103	L. LUHR	1:31.171	6:47.627	26	11:30:48.617	R. BRANDELA	11:31:54.508	R. BRANDELA	1:05.891	1:58:48.266
6	19:43:35.817	L. LUHR	19:44:43.071	L. LUHR	1:07.254	7:54.881	27	12:15:41.180	R. BRANDELA	12:17:30.643	O. PORTA	1:49.463	2:00:37.729
7	20:42:05.507	L. LUHR	20:43:44.901	S. DOLAN	1:39.394	9:34.275	28	13:01:11.532	O. PORTA	13:02:26.819	O. PORTA	1:15.287	2:01:53.016
8	21:29:11.354	S. DOLAN	21:30:15.545	S. DOLAN	1:04.191	10:38.466	29	13:42:05.852	O. PORTA	13:44:08.891	R. BRANDELA	2:03.039	2:03:56.055
9	22:16:06.613	S. DOLAN	22:17:11.401	S. DOLAN	1:04.788	11:43.254	30	13:50:31.942	R. BRANDELA	13:53:41.698	R. BRANDELA	3:09.756	2:07:05.811
10	23:06:04.573	S. DOLAN	23:07:32.374	O. TURVEY	1:27.801	13:11.055	31	14:37:54.044	R. BRANDELA	14:39:51.530	S. RAFFIN	1:57.486	2:09:03.297
11	23:52:42.430	O. TURVEY	23:53:44.639	O. TURVEY	1:02.209	14:13.264	40 Boutsen Ginion Racing						
12	00:45:50.495	O. TURVEY	00:46:58.300	O. TURVEY	1:07.805	15:21.069	Oreca 03 - Nissan LMP2						
13	01:32:00.607	O. TURVEY	01:33:11.734	O. TURVEY	1:11.127	16:32.196	1	16:06:02.226	T. DAGONEAU	16:08:20.145	T. DAGONEAU	2:17.919	2:17.919
14	02:17:54.388	O. TURVEY	02:21:36.682	O. TURVEY	3:42.294	20:14.490	2	16:52:34.638	T. DAGONEAU	16:55:34.250	M. DOWNS	2:59.612	5:17.531
15	03:23:37.451	O. TURVEY	03:26:06.264	L. LUHR	2:28.813	22:43.303	3	17:42:28.839	M. DOWNS	17:43:55.877	M. DOWNS	1:27.038	6:44.569
16	04:01:21.268	L. LUHR	04:03:16.672	L. LUHR	1:55.404	24:38.707	4	18:29:40.020	M. DOWNS	18:31:37.233	R. YOUNESS	1:57.213	8:41.782
17	04:43:21.047	L. LUHR	04:44:44.280	L. LUHR	1:23.233	26:01.940	5	19:18:20.285	R. YOUNESS	19:19:51.273	R. YOUNESS	1:30.988	10:12.770
18	05:30:47.587	L. LUHR	05:32:00.402	L. LUHR	1:12.815	27:14.755	6	20:04:15.303	R. YOUNESS	20:05:49.864	T. DAGONEAU	1:34.561	11:47.331
19	06:02:25.566	L. LUHR	06:23:17.052	S. DOLAN	20:51.486	48:06.241	7	21:02:47.494	T. DAGONEAU	21:04:55.766	T. DAGONEAU	2:08.272	13:55.603
20	07:08:27.966	S. DOLAN	07:09:31.610	S. DOLAN	1:03.644	49:09.885	8	21:48:28.541	T. DAGONEAU	21:50:24.005	M. DOWNS	1:55.464	15:51.067
21	07:54:35.268	S. DOLAN	07:55:47.962	S. DOLAN	1:12.694	50:22.579	9	22:35:10.387	M. DOWNS	22:36:42.581	M. DOWNS	1:32.194	17:23.261
22	09:15:32.536	S. DOLAN	09:17:03.389	O. TURVEY	1:30.853	51:53.432	10	23:32:32.765	M. DOWNS	23:34:18.279	R. YOUNESS	1:45.514	19:08.775
23	10:21:31.695	O. TURVEY	10:23:31.391	O. TURVEY	1:59.696	53:53.128	11	00:30:40.633	R. YOUNESS	00:32:02.819	R. YOUNESS	1:22.186	20:30.961
24	11:11:10.944	O. TURVEY	11:12:21.265	O. TURVEY	1:10.321	55:03.449	12	01:17:17.060	R. YOUNESS	01:19:16.638	T. DAGONEAU	1:59.578	22:30.539
25	11:57:09.403	O. TURVEY	12:05:05.011	L. LUHR	7:55.608	1:02:59.057	13	02:03:34.653	T. DAGONEAU	02:05:51.025	T. DAGONEAU	2:16.372	24:46.911
26	12:08:50.554	L. LUHR	12:09:36.847	L. LUHR	46.293	1:03:45.350	14	03:03:18.578	T. DAGONEAU	03:06:25.532	M. DOWNS	3:06.954	27:53.865
27	12:50:42.481	L. LUHR	12:51:54.473	L. LUHR	1:11.992	1:04:57.342	15	04:02:53.911	M. DOWNS	04:06:31.724	M. DOWNS	3:37.813	31:31.678
28	13:36:29.221	L. LUHR	13:39:31.446	S. DOLAN	3:02.225	1:07:59.567	16	04:39:40.299	M. DOWNS	04:43:29.775	M. DOWNS	3:49.476	35:21.154
29	13:49:52.093	S. DOLAN	13:53:34.043	S. DOLAN	3:41.950	1:11:41.517	17	05:29:39.202	M. DOWNS	05:31:36.323	R. YOUNESS	1:57.121	37:18.275
39 DKR Engineering							41 Greaves Motorsport						
Lola B11/40 - Judd LMP2							Zytek Z11SN - Nissan LMP2						
1	15:04:39.698	O. PORTA	15:05:56.453	O. PORTA	1:16.755	1:16.755	1	16:16:35.336	T. KIMBER-SMITH	16:17:37.932	T. KIMBER-SMITH	1:02.596	1:02.596
2	16:31:57.580	O. PORTA	16:32:59.354	O. PORTA	1:01.774	2:18.529	2	17:03:32.797	T. KIMBER-SMITH	17:04:37.023	T. KIMBER-SMITH	1:04.226	2:06.822
3	17:05:44.795	O. PORTA	17:07:53.903	S. RAFFIN	2:09.108	4:27.637	3	17:08:49.338	T. KIMBER-SMITH	17:10:02.033	T. KIMBER-SMITH	1:12.695	3:19.517
4	17:31:30.339	S. RAFFIN	17:33:14.919	S. RAFFIN	1:44.580	6:12.217	4	17:57:05.538	T. KIMBER-SMITH	17:58:13.435	T. KIMBER-SMITH	1:07.897	4:27.414
5	18:21:46.101	S. RAFFIN	18:23:46.204	R. BRANDELA	2:00.103	8:12.320	5	18:13:34.881	T. KIMBER-SMITH	18:15:32.367	A. ROSSI	1:57.486	6:24.900
6	19:09:53.537	R. BRANDELA	19:11:05.661	R. BRANDELA	1:12.124	9:24.444	6	18:22:45.783	A. ROSSI	18:39:20.734	A. ROSSI	16:34.951	22:59.851
7	19:54:12.187	R. BRANDELA	19:57:54.765	O. PORTA	3:42.578	13:07.022	7	19:24:18.763	A. ROSSI	19:25:18.016	A. ROSSI	59.253	23:59.104
8	20:52:59.941	O. PORTA	20:54:42.748	O. PORTA	1:42.807	14:49.829	8	20:12:00.739	A. ROSSI	20:13:07.351	A. ROSSI	1:06.612	25:05.716
9	21:38:22.973	O. PORTA	21:40:25.983	S. RAFFIN	2:03.010	16:52.839	9	21:05:55.975	A. ROSSI	21:07:38.233	E. LUX	1:42.258	26:47.974
10	22:31:34.013	S. RAFFIN	22:32:49.328	S. RAFFIN	1:15.315	18:08.154	10	21:54:09.828	E. LUX	21:55:23.685	E. LUX	1:13.857	28:01.831
11	23:19:23.985	S. RAFFIN	23:21:25.227	R. BRANDELA	2:01.242	20:09.396	11	22:42:07.342	E. LUX	22:43:19.143	E. LUX	1:11.801	29:13.632
12	00:06:53.128	R. BRANDELA	00:09:50.738	R. BRANDELA	2:57.610	23:07.006							
13	00:26:20.534	R. BRANDELA	00:32:18.034	R. BRANDELA	5:57.500	29:04.506							
14	01:17:39.505	R. BRANDELA	01:19:30.368	O. PORTA	1:50.863	30:55.369							
15	01:35:57.172	O. PORTA	02:28:53.106	O. PORTA	52:55.934	1:23:51.303							
16	03:41:40.019	O. PORTA	03:45:30.281	S. RAFFIN	3:50.262	1:27:41.565							
17	04:12:27.489	S. RAFFIN	04:13:53.970	S. RAFFIN	1:26.481	1:29:08.046							
18	04:59:42.470	S. RAFFIN	05:02:28.792	R. BRANDELA	2:46.322	1:31:54.368							
19	05:09:19.481	R. BRANDELA	05:12:26.634	R. BRANDELA	3:07.153	1:35:01.521							
20	05:50:18.349	R. BRANDELA	05:51:22.663	R. BRANDELA	1:04.314	1:36:05.835							
21	06:32:01.136	R. BRANDELA	06:47:25.292	O. PORTA	15:24.156	1:51:29.991							
22	07:31:07.064	O. PORTA	07:32:26.523	O. PORTA	1:19.459	1:52:49.450							
23	08:14:58.129	O. PORTA	08:17:03.889	S. RAFFIN	2:05.760	1:54:55.210							



24 HEURES DU MANS 90 ANS

22-23 JUN 2013



FIA WEC

81^e Edition des 24 Heures du Mans

Race

Pit Stop Analysis

Nr.	In Time	In Driver	Out Time	Out Driver	Pit Time	T. Pit Time	Nr.	In Time	In Driver	Out Time	Out Driver	Pit Time	T. Pit Time
12	23:12:11.774	E. LUX	23:16:51.010	T. KIMBER-SMITH	4:39.236	33:52.868	1	16:02:58.194	F. MAILLEUX	16:06:33.539	N. GACHNANG	3:35.345	3:35.345
13	23:57:02.510	T. KIMBER-SMITH	00:00:33.493	T. KIMBER-SMITH	3:30.983	37:23.851	2	16:53:37.230	N. GACHNANG	16:54:42.318	N. GACHNANG	1:05.088	4:40.433
14	00:50:17.638	T. KIMBER-SMITH	00:51:33.213	T. KIMBER-SMITH	1:15.575	38:39.426	3	17:43:07.239	N. GACHNANG	17:44:14.027	N. GACHNANG	1:06.788	5:47.221
15	01:36:55.205	T. KIMBER-SMITH	01:38:39.629	A. ROSSI	1:44.424	40:23.850	4	18:32:31.476	N. GACHNANG	18:34:11.583	O. LOMBARD	1:40.107	7:27.328
16	02:28:04.423	A. ROSSI	02:31:31.716	A. ROSSI	3:27.293	43:51.143	5	19:16:19.707	O. LOMBARD	19:17:28.375	O. LOMBARD	1:08.668	8:35.996
17	03:41:25.995	A. ROSSI	03:45:28.904	A. ROSSI	4:02.909	47:54.052	6	19:59:23.793	O. LOMBARD	20:00:27.279	O. LOMBARD	1:03.486	9:39.482
18	04:11:00.433	A. ROSSI	04:12:23.355	A. ROSSI	1:22.922	49:16.974	7	20:55:01.157	O. LOMBARD	20:56:39.433	F. MAILLEUX	1:38.276	11:17.758
19	04:41:41.129	A. ROSSI	04:43:09.980	A. ROSSI	1:28.851	50:45.825	8	21:38:06.081	F. MAILLEUX	21:39:14.743	F. MAILLEUX	1:08.662	12:26.420
20	05:29:22.881	A. ROSSI	05:30:53.981	E. LUX	1:31.100	52:16.925	9	22:20:50.228	F. MAILLEUX	22:21:52.590	F. MAILLEUX	1:02.362	13:28.782
21	06:18:36.198	E. LUX	06:19:47.690	E. LUX	1:11.492	53:28.417	10	22:59:35.720	F. MAILLEUX	23:03:01.918	N. GACHNANG	3:26.198	16:54.980
22	07:06:37.270	E. LUX	07:08:10.687	T. KIMBER-SMITH	1:33.417	55:01.834	11	23:51:23.526	N. GACHNANG	23:52:30.536	N. GACHNANG	1:07.010	18:01.990
23	07:20:23.135	T. KIMBER-SMITH	07:43:45.625	T. KIMBER-SMITH	23:22.490	1:18:24.324	12	00:45:27.307	N. GACHNANG	00:47:04.880	O. LOMBARD	1:37.573	19:39.563
24	08:52:54.879	T. KIMBER-SMITH	08:54:08.684	T. KIMBER-SMITH	1:13.805	1:19:38.129	13	01:38:58.971	O. LOMBARD	01:30:03.682	O. LOMBARD	1:04.711	20:44.274
25	09:50:47.476	T. KIMBER-SMITH	09:53:48.533	A. ROSSI	3:01.057	1:22:39.186	14	02:11:40.734	O. LOMBARD	02:12:42.392	O. LOMBARD	1:01.658	21:45.932
26	10:29:42.107	A. ROSSI	10:31:43.129	A. ROSSI	2:01.022	1:24:40.208	15	03:11:16.221	O. LOMBARD	03:13:28.511	F. MAILLEUX	2:12.290	23:58.222
27	11:16:17.504	A. ROSSI	11:17:27.440	A. ROSSI	1:09.936	1:25:50.144	16	04:09:33.342	F. MAILLEUX	04:11:04.847	F. MAILLEUX	1:31.505	25:29.727
28	12:02:28.441	A. ROSSI	12:03:28.942	A. ROSSI	1:00.501	1:26:50.645	17	05:01:19.984	F. MAILLEUX	05:02:59.552	F. MAILLEUX	1:39.568	27:09.295
29	12:48:09.195	A. ROSSI	12:50:01.438	E. LUX	1:52.243	1:28:42.888	18	05:45:03.925	F. MAILLEUX	05:46:45.204	N. GACHNANG	1:41.279	28:50.574
30	13:37:22.300	E. LUX	13:39:37.981	E. LUX	2:15.681	1:30:58.569	19	06:33:04.162	N. GACHNANG	06:34:08.958	N. GACHNANG	1:04.796	29:55.370
31	13:50:29.693	E. LUX	13:53:40.522	E. LUX	3:10.829	1:34:09.398	20	07:16:39.761	N. GACHNANG	07:17:47.992	N. GACHNANG	1:08.231	31:03.601

42 Greaves Motorsport

Zytek Z11SN - Nissan LMP2

1	16:09:06.350	J. HARDENBOROUGH	16:10:06.191	J. HARDENBOROUGH	59.841	59.841
2	16:51:58.632	J. HARDENBOROUGH	16:53:33.095	L. ORDOÑEZ	1:34.463	2:34.304
3	17:41:20.404	L. ORDOÑEZ	17:42:52.556	L. ORDOÑEZ	1:32.152	4:06.456
4	18:30:27.010	L. ORDOÑEZ	18:31:37.724	L. ORDOÑEZ	1:10.714	5:17.170
5	19:14:08.706	L. ORDOÑEZ	19:15:51.142	M. KRUMM	1:42.436	6:59.606
6	20:00:50.977	M. KRUMM	20:01:55.151	M. KRUMM	1:04.174	8:03.780
7	20:59:25.340	M. KRUMM	21:00:28.597	M. KRUMM	1:03.257	9:07.037
8	21:38:20.210	M. KRUMM	21:39:57.937	J. HARDENBOROUGH	1:37.727	10:44.764
9	22:24:57.521	J. HARDENBOROUGH	22:26:01.907	J. HARDENBOROUGH	1:04.386	11:49.150
10	23:17:28.047	J. HARDENBOROUGH	23:18:52.236	J. HARDENBOROUGH	1:24.189	13:13.339
11	00:04:03.749	J. HARDENBOROUGH	00:07:29.262	L. ORDOÑEZ	3:25.513	16:38.852
12	00:53:58.041	L. ORDOÑEZ	00:55:00.172	L. ORDOÑEZ	1:02.131	17:40.983
13	01:36:30.040	L. ORDOÑEZ	01:37:45.237	L. ORDOÑEZ	1:15.197	18:56.180
14	02:19:15.782	L. ORDOÑEZ	02:21:44.615	M. KRUMM	2:28.833	21:25.013
15	04:01:13.639	M. KRUMM	04:03:20.780	M. KRUMM	2:07.141	23:32.154
16	04:31:32.861	M. KRUMM	04:32:51.319	M. KRUMM	1:18.458	24:50.612
17	05:20:27.283	M. KRUMM	05:22:07.126	M. KRUMM	1:39.843	26:30.455
18	06:07:17.082	M. KRUMM	06:08:42.923	J. HARDENBOROUGH	1:25.841	27:56.296
19	06:53:46.927	J. HARDENBOROUGH	06:55:45.969	J. HARDENBOROUGH	1:59.042	29:55.338
20	07:40:24.210	J. HARDENBOROUGH	07:41:32.776	J. HARDENBOROUGH	1:08.566	31:03.904
21	09:09:12.344	J. HARDENBOROUGH	09:12:40.315	L. ORDOÑEZ	3:27.971	34:31.875
22	10:28:58.108	L. ORDOÑEZ	10:30:41.039	M. KRUMM	1:42.931	36:14.806
23	11:15:41.858	M. KRUMM	11:16:43.622	M. KRUMM	1:01.764	37:16.570
24	11:31:59.929	M. KRUMM	11:33:39.936	M. KRUMM	1:40.007	38:56.577
25	12:19:01.999	M. KRUMM	12:20:40.468	J. HARDENBOROUGH	1:38.469	40:35.046
26	13:05:11.786	J. HARDENBOROUGH	13:06:16.815	J. HARDENBOROUGH	1:05.029	41:40.075
27	13:17:32.828	J. HARDENBOROUGH	13:18:51.512	J. HARDENBOROUGH	1:18.684	42:58.759
28	13:45:14.311	J. HARDENBOROUGH	13:47:16.007	J. HARDENBOROUGH	2:01.696	45:00.455

43 Morand Racing

Morgan - Judd LMP2

45 OAK Racing

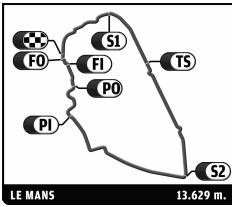
Morgan - Nissan LMP2

1	16:03:06.940	J. NICOLET	16:06:34.752	J. NICOLET	3:27.812	3:27.812
2	16:53:58.123	J. NICOLET	16:55:01.829	J. NICOLET	1:03.706	4:31.518
3	17:08:48.694	J. NICOLET	17:10:03.754	J. NICOLET	1:15.060	5:46.578
4	17:55:55.539	J. NICOLET	17:57:24.996	P. MONDOLOIT	1:29.457	7:16.035
5	18:46:58.692	P. MONDOLOIT	18:48:33.475	P. MONDOLOIT	1:34.783	8:50.818
6	19:37:05.422	P. MONDOLOIT	19:38:09.243	P. MONDOLOIT	1:03.821	9:54.639
7	20:35:42.393	P. MONDOLOIT	20:37:20.900	J. MERLIN	1:38.507	11:33.146
8	21:21:04.563	J. MERLIN	21:22:06.807	J. MERLIN	1:02.244	12:35.390
9	22:06:34.391	J. MERLIN	22:08:11.755	J. NICOLET	1:37.364	14:12.754
10	22:52:03.058	J. NICOLET	22:55:50.580	J. NICOLET	3:47.522	18:00.276
11	23:47:31.293	J. NICOLET	23:48:56.228	J. NICOLET	1:24.935	19:25.211
12	00:42:21.529	J. NICOLET	00:43:57.304	P. MONDOLOIT	1:35.775	21:00.986
13	01:33:22.064	P. MONDOLOIT	01:34:34.961	P. MONDOLOIT	1:12.897	22:13.883
14	02:28:15.125	P. MONDOLOIT	02:31:36.908	P. MONDOLOIT	3:21.783	25:35.666
15	03:58:45.390	P. MONDOLOIT	04:01:57.056	J. MERLIN	3:11.666	28:47.332
16	04:38:27.798	J. MERLIN	04:40:27.896	J. MERLIN	2:00.098	30:47.430
17	05:27:51.066	J. MERLIN	05:28:55.463	J. MERLIN	1:04.397	31:51.827
18	06:02:33.256	J. MERLIN	06:47:22.415	J. NICOLET	44:49.159	1:16:40.986
19	07:30:27.806	J. NICOLET	07:32:55.413	J. NICOLET	2:27.607	1:19:08.593
20	07:44:47.001	J. NICOLET	08:09:37.346	J. NICOLET	24:50.345	1:43:58.938
21	09:40:20.587	J. NICOLET	09:41:28.860	J. NICOLET	1:08.273	1:45:07.211
22	09:45:41.491	J. NICOLET	09:47:04.547	J. NICOLET	1:23.056	1:46:30.267



24 HEURES DU MANS 90 ANS

22-23 JUN 2013



FIA WEC

81^e Edition des 24 Heures du Mans

Race

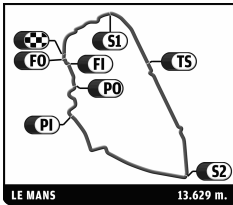
Pit Stop Analysis

Nr.	In Time	In Driver	Out Time	Out Driver	Pit Time	T. Pit Time	Nr.	In Time	In Driver	Out Time	Out Driver	Pit Time	T. Pit Time
23	10:28:56.848	J. NICOLET	10:30:27.423	P. MONDOLOT	1:30.575	1:48:00.842	18	04:39:18.566	M. HOWSON	04:40:42.996	M. HOWSON	1:24.430	50:52.159
24	11:14:18.088	P. MONDOLOT	11:16:58.148	P. MONDOLOT	2:40.060	1:50:40.902	19	05:31:50.116	M. HOWSON	05:32:58.573	M. HOWSON	1:08.457	52:00.616
25	11:33:34.040	P. MONDOLOT	11:34:52.645	P. MONDOLOT	1:18.605	1:51:59.507	20	06:18:25.081	M. HOWSON	06:19:33.393	M. HOWSON	1:08.312	53:08.928
46 Thiriet by TDS Racing Oreca 03 - Nissan LMP2							48 Murphy Prototypes Oreca 03 - Nissan LMP2						
1	16:20:23.735	M. MARTIN	16:21:25.398	M. MARTIN	1:01.663	1:01.663	1	15:27:19.114	B. HARTLEY	15:32:51.258	B. HARTLEY	5:32.144	5:32.144
2	17:03:37.796	M. MARTIN	17:04:39.123	M. MARTIN	1:01.327	2:02.990	2	16:42:11.461	B. HARTLEY	16:44:52.236	B. HARTLEY	2:40.775	8:12.919
3	17:52:21.812	M. MARTIN	17:53:43.853	P. THIRIET	1:22.041	3:25.031	3	17:32:37.217	B. HARTLEY	17:33:47.778	B. HARTLEY	1:10.561	9:23.480
4	18:40:06.468	P. THIRIET	18:41:08.429	P. THIRIET	1:01.961	4:26.992	4	17:46:12.361	B. HARTLEY	17:47:44.655	B. HARTLEY	1:32.294	10:55.774
5	19:23:19.870	P. THIRIET	19:24:43.210	L. BADEY	1:23.340	5:50.332	5	18:34:45.312	B. HARTLEY	18:37:34.248	M. PATTERSON	2:48.936	13:44.710
6	20:11:58.978	L. BADEY	20:15:17.107	L. BADEY	3:18.129	9:08.461	6	19:26:24.657	M. PATTERSON	19:28:54.453	M. PATTERSON	2:29.796	16:14.506
7	20:32:08.888	L. BADEY	20:33:03.127	L. BADEY	54.239	10:02.700	7	20:14:56.206	M. PATTERSON	20:19:56.929	K. CHANDHOK	5:00.723	21:15.229
8	21:14:35.201	L. BADEY	21:15:39.188	L. BADEY	1:03.987	11:06.687	8	21:04:55.653	K. CHANDHOK	21:05:56.611	K. CHANDHOK	1:00.958	22:16.187
9	21:34:31.578	L. BADEY	21:35:49.164	L. BADEY	1:17.586	12:24.273	9	21:47:25.622	K. CHANDHOK	21:49:07.918	M. PATTERSON	1:42.296	23:58.483
10	22:17:12.069	L. BADEY	22:18:20.012	L. BADEY	1:07.943	13:32.216	10	22:31:53.240	M. PATTERSON	22:33:05.315	M. PATTERSON	1:12.075	25:10.558
11	22:55:01.573	L. BADEY	22:58:29.540	M. MARTIN	3:27.967	17:00.183	11	23:24:13.890	M. PATTERSON	23:25:56.125	B. HARTLEY	1:42.235	26:52.793
12	23:46:49.444	M. MARTIN	23:48:02.050	M. MARTIN	1:12.606	18:12.789	12	00:17:59.917	B. HARTLEY	00:19:02.169	B. HARTLEY	1:02.252	27:55.045
13	00:39:52.999	M. MARTIN	00:40:51.026	M. MARTIN	58.027	19:10.816	13	01:00:16.380	B. HARTLEY	01:01:57.195	B. HARTLEY	1:40.815	29:35.860
14	01:22:40.537	M. MARTIN	01:24:04.804	P. THIRIET	1:24.267	20:35.083	14	01:43:10.811	B. HARTLEY	01:44:12.892	B. HARTLEY	1:02.081	30:37.941
15	02:05:47.606	P. THIRIET	02:06:53.319	P. THIRIET	1:05.713	21:40.796	15	02:30:58.329	B. HARTLEY	02:40:29.787	K. CHANDHOK	9:31.458	40:09.399
16	03:06:02.348	P. THIRIET	03:09:28.353	P. THIRIET	3:26.005	25:06.801	16	03:58:30.775	K. CHANDHOK	04:01:55.101	K. CHANDHOK	3:24.326	43:33.725
17	03:58:46.980	P. THIRIET	04:01:51.924	L. BADEY	3:04.944	28:11.745	17	04:54:08.142	K. CHANDHOK	04:56:04.010	K. CHANDHOK	1:55.868	45:29.593
18	04:54:47.951	L. BADEY	04:56:25.816	L. BADEY	1:37.865	29:49.610	18	05:37:58.428	K. CHANDHOK	05:39:02.963	K. CHANDHOK	1:04.535	46:34.128
19	05:39:18.225	L. BADEY	05:40:16.576	L. BADEY	58.351	30:47.961	19	06:20:39.417	K. CHANDHOK	06:22:48.952	M. PATTERSON	2:09.535	48:43.663
20	06:22:03.441	L. BADEY	06:23:30.618	M. MARTIN	1:27.177	32:15.138	20	07:05:27.661	M. PATTERSON	07:06:28.271	M. PATTERSON	1:00.610	49:44.273
21	07:04:42.025	M. MARTIN	07:05:38.821	M. MARTIN	56.796	33:11.934	21	07:49:05.562	M. PATTERSON	07:50:48.273	B. HARTLEY	1:42.711	51:26.984
22	07:42:52.175	M. MARTIN	07:52:38.255	M. MARTIN	9:46.080	42:58.014	22	09:20:43.475	B. HARTLEY	09:22:15.082	B. HARTLEY	1:31.607	52:58.591
23	08:29:33.677	M. MARTIN	08:31:38.853	P. THIRIET	2:05.176	45:03.190	23	10:29:40.490	B. HARTLEY	10:30:43.838	B. HARTLEY	1:03.348	54:01.939
24	09:43:40.831	P. THIRIET	09:44:42.140	P. THIRIET	1:01.309	46:04.499	24	11:12:08.820	B. HARTLEY	11:14:03.638	K. CHANDHOK	1:54.818	55:56.757
25	10:56:20.087	P. THIRIET	10:57:16.411	P. THIRIET	56.324	47:00.823	25	11:56:02.202	K. CHANDHOK	11:57:16.844	K. CHANDHOK	1:14.642	57:11.399
26	11:39:24.886	P. THIRIET	11:40:53.370	L. BADEY	1:28.484	48:29.307	26	12:39:00.369	K. CHANDHOK	12:40:03.685	K. CHANDHOK	1:03.316	58:14.715
27	12:22:12.888	L. BADEY	12:23:22.214	L. BADEY	1:09.326	49:38.633	27	13:21:18.272	K. CHANDHOK	13:22:59.313	B. HARTLEY	1:41.041	59:55.756
28	13:04:47.409	L. BADEY	13:05:44.153	L. BADEY	56.744	50:35.377	28	13:45:52.147	B. HARTLEY	13:47:23.068	B. HARTLEY	1:30.921	1:01:26.677
47 KCMG Morgan - Nissan LMP2							49 Pecom Racing Oreca 03 - Nissan LMP2						
1	16:20:17.052	A. IMPERATORI	16:21:23.962	A. IMPERATORI	1:06.910	1:06.910	1	16:09:04.490	P. KAFFER	16:09:56.812	P. KAFFER	52.322	52.322
2	16:54:37.913	A. IMPERATORI	17:05:00.486	H. TUNG	10:22.573	11:29.483	2	16:51:29.170	P. KAFFER	16:52:26.599	P. KAFFER	57.429	1:49.751
3	17:52:06.189	H. TUNG	17:53:13.037	H. TUNG	1:06.848	12:36.331	3	17:40:37.717	P. KAFFER	17:42:08.871	N. MINASSIAN	1:31.154	3:20.905
4	18:39:50.043	H. TUNG	18:40:57.355	H. TUNG	1:07.312	13:43.643	4	18:28:52.182	N. MINASSIAN	18:29:57.705	N. MINASSIAN	1:05.523	4:26.428
5	19:26:37.713	H. TUNG	19:28:15.590	M. HOWSON	1:37.877	15:21.520	5	19:15:37.352	N. MINASSIAN	19:17:06.636	L. PEREZ COMPANIC	1:29.284	5:55.712
6	19:47:22.365	M. HOWSON	19:52:43.272	M. HOWSON	5:20.907	20:42.427	6	19:58:58.885	L. PEREZ COMPANIC	19:59:58.231	L. PEREZ COMPANIC	59.346	6:55.058
7	20:54:56.922	M. HOWSON	20:56:06.299	M. HOWSON	1:09.377	21:51.804	7	20:36:33.497	L. PEREZ COMPANIC	20:37:57.040	P. KAFFER	1:23.543	8:18.601
8	21:41:16.123	M. HOWSON	21:42:22.912	M. HOWSON	1:06.789	22:58.593	8	21:23:19.847	P. KAFFER	21:24:28.172	P. KAFFER	1:08.325	9:26.926
9	22:27:45.437	M. HOWSON	22:29:22.536	A. IMPERATORI	1:37.099	24:35.692	9	22:05:52.150	P. KAFFER	22:06:51.563	P. KAFFER	59.413	10:26.339
10	23:24:59.384	A. IMPERATORI	23:26:04.951	A. IMPERATORI	1:05.567	25:41.259	10	22:48:32.330	P. KAFFER	22:51:52.721	N. MINASSIAN	3:20.391	13:46.730
11	23:57:04.124	A. IMPERATORI	00:00:26.351	A. IMPERATORI	3:22.227	29:03.486	11	23:36:05.786	N. MINASSIAN	23:37:27.284	N. MINASSIAN	1:21.498	15:08.228
12	00:49:50.475	A. IMPERATORI	00:51:23.289	H. TUNG	1:32.814	30:36.300	12	00:29:11.319	N. MINASSIAN	00:30:12.038	N. MINASSIAN	1:00.719	16:08.947
13	01:37:31.521	H. TUNG	01:38:46.188	H. TUNG	1:14.667	31:50.967							
14	01:42:32.316	H. TUNG	01:43:18.194	H. TUNG	45.878	32:36.845							
15	02:21:40.204	H. TUNG	02:24:28.968	H. TUNG	2:48.764	35:25.609							
16	04:02:46.507	H. TUNG	04:06:33.359	H. TUNG	3:46.852	39:12.461							
17	04:15:57.151	H. TUNG	04:26:12.419	M. HOWSON	10:15.268	49:27.729							



24 HEURES DU MANS 90 ANS

22-23 JUN 2013



FIA WEC

81^e Edition des 24 Heures du Mans

Race

Pit Stop Analysis

Nr.	In Time	In Driver	Out Time	Out Driver	Pit Time	T. Pit Time	Nr.	In Time	In Driver	Out Time	Out Driver	Pit Time	T. Pit Time
13	01:15:23.484	N. MINASSIAN	01:16:48.729	L. PEREZ COMPANIC	1:25.245	17:34.192	7	22:40:18.479	G. FISICHELLA	22:41:50.793	G. BRUNI	1:32.314	13:26.792
14	01:58:53.104	L. PEREZ COMPANIC	02:00:01.264	L. PEREZ COMPANIC	1:08.160	18:42.352	8	23:48:07.417	G. BRUNI	23:49:09.227	G. BRUNI	1:01.810	14:28.602
15	02:56:07.349	L. PEREZ COMPANIC	02:57:39.183	P. KAFFER	1:31.834	20:14.186	9	00:54:59.464	G. BRUNI	00:56:24.143	M. MALUCELLI	1:24.679	15:53.281
16	04:09:32.595	P. KAFFER	04:10:56.619	P. KAFFER	1:24.024	21:38.210	10	01:52:03.297	M. MALUCELLI	01:53:05.444	M. MALUCELLI	1:02.147	16:55.428
17	04:41:07.761	P. KAFFER	04:42:33.619	P. KAFFER	1:25.858	23:04.068	11	03:01:27.866	M. MALUCELLI	03:02:30.279	M. MALUCELLI	1:02.413	17:57.841
18	05:29:28.931	P. KAFFER	05:30:41.263	P. KAFFER	1:12.332	24:16.400	12	04:09:35.118	M. MALUCELLI	04:11:00.904	G. FISICHELLA	1:25.786	19:23.627
19	06:12:32.891	P. KAFFER	06:14:09.178	N. MINASSIAN	1:36.287	25:52.687	13	04:42:32.020	G. FISICHELLA	04:43:47.436	G. FISICHELLA	1:15.416	20:39.043
20	06:59:15.451	N. MINASSIAN	07:00:16.458	N. MINASSIAN	1:01.007	26:53.694	14	05:40:37.096	G. FISICHELLA	05:41:38.957	G. FISICHELLA	1:01.861	21:40.904
21	07:45:18.915	N. MINASSIAN	07:47:05.342	N. MINASSIAN	1:46.427	28:40.121	15	06:37:21.434	G. FISICHELLA	06:38:55.843	G. BRUNI	1:34.409	23:15.313
22	09:11:57.825	N. MINASSIAN	09:14:24.341	N. MINASSIAN	2:26.516	31:06.637	16	07:34:35.695	G. BRUNI	07:35:38.259	G. BRUNI	1:02.564	24:17.877
23	10:08:27.237	N. MINASSIAN	10:12:08.437	L. PEREZ COMPANIC	3:41.200	34:47.837	17	08:29:28.100	G. BRUNI	08:34:22.983	G. BRUNI	4:54.883	29:12.760
24	11:05:37.984	L. PEREZ COMPANIC	11:06:43.969	L. PEREZ COMPANIC	1:05.985	35:53.822	18	09:47:00.365	G. BRUNI	09:53:53.589	M. MALUCELLI	6:53.224	36:05.984
25	11:48:58.731	L. PEREZ COMPANIC	11:50:25.926	P. KAFFER	1:27.195	37:21.017	19	11:13:31.342	M. MALUCELLI	11:14:53.544	M. MALUCELLI	1:25.202	37:28.186
26	12:20:51.220	P. KAFFER	12:21:59.121	P. KAFFER	1:07.901	38:28.918	20	11:39:08.534	M. MALUCELLI	11:41:37.734	M. MALUCELLI	2:29.200	39:57.386
27	12:33:26.089	P. KAFFER	12:34:25.106	P. KAFFER	59.017	39:27.935	21	12:35:28.649	M. MALUCELLI	12:37:09.764	G. FISICHELLA	1:41.115	41:38.501
28	13:15:54.798	P. KAFFER	13:17:30.056	N. MINASSIAN	1:35.258	41:03.193	22	13:28:48.016	G. FISICHELLA	13:29:47.834	G. FISICHELLA	59.818	42:38.319
29	13:50:01.156	N. MINASSIAN	13:53:38.402	N. MINASSIAN	3:37.246	44:40.439	23	13:53:00.614	G. FISICHELLA	13:55:43.779	G. FISICHELLA	2:43.165	45:21.484

50	Larbre Competition				
	Chevrolet Corvette C6-ZR1			LMGTE Am	
1	15:59:35.618	J. CANAL	16:01:34.426	P. BORNHAUSER	1:58.808
2	17:03:03.934	P. BORNHAUSER	17:04:38.333	P. BORNHAUSER	1:34.399
3	18:05:06.852	P. BORNHAUSER	18:06:48.646	R. TAYLOR	1:41.794
4	19:06:09.790	R. TAYLOR	19:07:17.886	R. TAYLOR	1:08.096
5	20:05:22.103	R. TAYLOR	20:06:53.571	J. CANAL	1:31.468
6	21:16:09.426	J. CANAL	21:17:15.968	J. CANAL	1:06.542
7	22:10:56.415	J. CANAL	22:12:29.548	P. BORNHAUSER	1:33.133
8	23:09:40.090	P. BORNHAUSER	23:11:04.122	P. BORNHAUSER	1:24.032
9	00:04:22.516	P. BORNHAUSER	00:07:31.216	R. TAYLOR	3:08.700
10	01:02:41.243	R. TAYLOR	01:04:09.336	R. TAYLOR	1:28.093
11	01:57:54.087	R. TAYLOR	01:59:00.787	R. TAYLOR	1:06.700
12	03:02:29.871	R. TAYLOR	03:03:59.046	J. CANAL	1:29.175
13	03:58:36.975	J. CANAL	04:01:46.984	J. CANAL	1:30.009
14	04:36:42.273	J. CANAL	04:37:59.472	J. CANAL	1:17.199
15	05:37:51.727	J. CANAL	05:39:26.200	P. BORNHAUSER	1:34.473
16	06:33:53.949	P. BORNHAUSER	06:34:55.263	P. BORNHAUSER	1:01.314
17	07:28:38.915	P. BORNHAUSER	07:30:09.970	R. TAYLOR	1:31.055
18	08:36:23.826	R. TAYLOR	08:37:49.861	R. TAYLOR	1:26.035
19	09:29:56.518	R. TAYLOR	09:31:20.649	J. CANAL	1:24.131
20	09:48:31.697	J. CANAL	09:49:45.664	J. CANAL	1:13.967
21	10:29:59.613	J. CANAL	10:31:13.315	J. CANAL	1:13.702
22	11:24:25.588	J. CANAL	11:25:29.036	P. BORNHAUSER	1:03.448
23	12:19:44.475	P. BORNHAUSER	12:21:13.836	R. TAYLOR	1:29.361
24	13:11:21.537	R. TAYLOR	13:12:49.586	R. TAYLOR	1:28.049
25	13:46:37.861	R. TAYLOR	13:48:18.368	J. CANAL	1:40.507

51	AF Corse				
	Ferrari 458 Italia			LMGTE Pro	
1	16:30:24.202	G. BRUNI	16:31:27.263	G. BRUNI	1:03.061
2	17:32:58.295	G. BRUNI	17:34:40.043	M. MALUCELLI	1:41.748
3	18:36:30.828	M. MALUCELLI	18:37:33.253	M. MALUCELLI	1:02.425
4	19:33:33.046	M. MALUCELLI	19:39:36.911	G. FISICHELLA	6:03.865
5	20:46:50.255	G. FISICHELLA	20:47:52.314	G. FISICHELLA	1:02.059
6	21:43:31.189	G. FISICHELLA	21:44:32.509	G. FISICHELLA	1:01.320

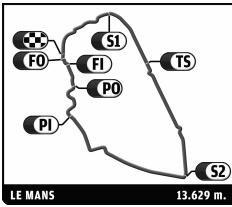
53	SRT Motorsports				
	Viper GTS-R			LMGTE Pro	
1	16:30:59.763	M. GOOSSENS	16:32:10.046	M. GOOSSENS	1:10.283
2	17:25:49.001	M. GOOSSENS	17:26:59.603	M. GOOSSENS	1:10.602
3	18:20:28.568	M. GOOSSENS	18:22:20.169	D. FARNBACHER	1:51.601
4	19:18:06.153	D. FARNBACHER	19:19:43.428	D. FARNBACHER	1:37.275
5	19:27:47.876	D. FARNBACHER	19:32:32.643	D. FARNBACHER	4:44.767
6	19:36:36.412	D. FARNBACHER	19:37:21.991	D. FARNBACHER	45.579
7	20:41:19.536	D. FARNBACHER	20:42:55.601	R. DALZIEL	1:36.065
8	21:35:51.507	R. DALZIEL	21:37:02.728	R. DALZIEL	1:11.221
9	22:22:02.903	R. DALZIEL	22:25:26.898	M. GOOSSENS	3:23.995
10	23:02:18.817	M. GOOSSENS	23:06:40.423	M. GOOSSENS	4:21.606
11	23:15:02.019	M. GOOSSENS	23:18:30.050	M. GOOSSENS	3:28.031
12	00:21:33.425	M. GOOSSENS	00:22:42.557	M. GOOSSENS	1:09.132
13	01:15:14.727	M. GOOSSENS	01:16:52.572	D. FARNBACHER	1:37.845
14	02:09:07.755	D. FARNBACHER	02:10:16.650	D. FARNBACHER	1:08.895
15	03:51:37.046	D. FARNBACHER	03:53:36.962	D. FARNBACHER	1:59.916
16	04:08:25.509	D. FARNBACHER	04:09:40.007	D. FARNBACHER	1:14.498
17	04:41:44.297	D. FARNBACHER	04:43:07.246	R. DALZIEL	1:22.949
18	05:37:25.579	R. DALZIEL	05:38:45.412	R. DALZIEL	1:19.833
19	06:31:38.597	R. DALZIEL	06:33:15.103	M. GOOSSENS	1:36.506
20	07:25:21.961	M. GOOSSENS	07:26:35.183	M. GOOSSENS	1:13.222
21	08:39:13.045	M. GOOSSENS	08:40:59.069	M. GOOSSENS	1:46.024
22	09:47:41.434	M. GOOSSENS	09:49:21.144	D. FARNBACHER	1:39.710
23	10:29:51.067	D. FARNBACHER	10:31:08.327	D. FARNBACHER	1:17.260
24	11:23:17.460	D. FARNBACHER	11:24:32.482	D. FARNBACHER	1:15.022
25	12:17:51.712	D. FARNBACHER	12:19:41.610	R. DALZIEL	1:49.898
26	13:08:01.672	R. DALZIEL	13:09:12.089	M. GOOSSENS	1:10.417
27	13:45:35.003	M. GOOSSENS	13:47:07.957	M. GOOSSENS	1:32.954
28	14:42:23.116	M. GOOSSENS	14:43:42.822	M. GOOSSENS	1:19.706

54	AF Corse				
	Ferrari 458 Italia			LMGTE Am	
1	16:32:01.863	Y. MALLEGOL	16:33:39.100	H. BLANK	1:37.237
2	17:06:59.400	H. BLANK	17:08:45.202	J. BACHELIER	1:45.802
3	17:22:55.496	J. BACHELIER	17:24:34.739	J. BACHELIER	1:39.243



24 HEURES DU MANS 90 ANS

22-23 JUN 2013



FIA WEC

81^e Edition des 24 Heures du Mans

Race

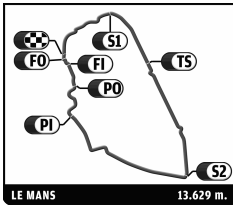
Pit Stop Analysis

Nr.	In Time	In Driver	Out Time	Out Driver	Pit Time	T. Pit Time	Nr.	In Time	In Driver	Out Time	Out Driver	Pit Time	T. Pit Time
4	18:18:52.034	J. BACHELIER	18:20:15.935	Y. MALLEGOL	1:23.901	6:26.183	5	20:27:54.636	J. GERBER	20:30:38.072	J. GERBER	2:43.436	8:03.971
5	19:20:34.309	Y. MALLEGOL	19:22:23.333	H. BLANK	1:49.024	8:15.207	6	21:32:19.338	J. GERBER	21:33:49.761	M. GRIFFIN	1:30.423	9:34.394
6	20:29:44.048	H. BLANK	20:32:21.652	J. BACHELIER	2:37.604	10:52.811	7	22:30:30.012	M. GRIFFIN	22:31:37.255	M. GRIFFIN	1:07.243	10:41.637
7	21:32:28.088	J. BACHELIER	21:34:00.226	Y. MALLEGOL	1:32.138	12:24.949	8	23:38:47.312	M. GRIFFIN	23:39:48.480	M. GRIFFIN	1:01.168	11:42.805
8	22:33:24.066	Y. MALLEGOL	22:34:31.707	Y. MALLEGOL	1:07.641	13:32.590	9	00:47:17.877	M. GRIFFIN	00:49:49.680	M. CIOCI	2:31.803	14:14.608
9	23:41:14.871	Y. MALLEGOL	23:43:08.533	J. BACHELIER	1:53.662	15:26.252	10	01:46:31.269	M. CIOCI	01:47:31.957	M. CIOCI	1:00.688	15:15.296
10	00:54:30.299	J. BACHELIER	00:55:39.889	J. BACHELIER	1:09.590	16:35.842	11	02:28:06.902	M. CIOCI	02:31:33.685	M. CIOCI	3:26.783	18:42.079
11	01:50:17.962	J. BACHELIER	01:52:25.272	H. BLANK	2:07.310	18:43.152	12	03:58:34.870	M. CIOCI	04:01:49.284	M. GRIFFIN	3:14.414	21:56.493
55 AF Corse Ferrari 458 Italia LMGTE Am							66 JMW Motorsport Ferrari 458 Italia LMGTE Pro						
1	16:35:14.580	D. O'YOUNG	16:36:17.933	D. O'YOUNG	1:03.353	1:03.353	1	16:22:47.701	A. BERTOLINI	16:24:15.285	A. AL FAISAL	1:27.584	1:27.584
2	17:34:48.653	D. O'YOUNG	17:36:24.611	L. CASE	1:35.958	2:39.311	2	17:10:19.242	A. AL FAISAL	17:12:40.017	A. AL FAISAL	2:20.775	3:48.359
3	18:40:11.621	L. CASE	18:41:18.019	L. CASE	1:06.398	3:45.709	3	18:21:00.263	A. AL FAISAL	18:25:34.045	K. AL QUBAIS	4:33.782	8:22.141
4	19:38:50.322	L. CASE	19:40:26.083	P. PERAZZINI	1:35.761	5:21.470	4	19:21:05.545	K. AL QUBAIS	19:22:41.965	A. BERTOLINI	1:36.420	9:58.561
5	20:53:49.033	P. PERAZZINI	20:54:52.665	P. PERAZZINI	1:03.632	6:25.102	5	20:12:12.697	A. BERTOLINI	20:15:24.490	A. BERTOLINI	3:11.793	13:10.354
6	21:52:27.930	P. PERAZZINI	21:54:01.057	D. O'YOUNG	1:33.127	7:58.229	6	21:20:28.721	A. BERTOLINI	21:22:17.544	K. AL QUBAIS	1:48.823	14:59.177
7	22:51:51.322	D. O'YOUNG	22:55:49.405	D. O'YOUNG	3:58.083	11:56.312	7	22:25:09.736	K. AL QUBAIS	22:26:45.393	A. AL FAISAL	1:35.657	16:34.834
8	23:57:12.952	D. O'YOUNG	00:00:32.088	L. CASE	3:19.136	15:15.448	8	23:38:45.998	A. AL FAISAL	23:40:01.075	A. AL FAISAL	1:15.077	17:49.911
9	01:01:36.350	L. CASE	01:02:51.052	L. CASE	1:14.702	16:30.150	9	00:52:10.579	A. AL FAISAL	00:53:46.577	K. AL QUBAIS	1:35.998	19:25.909
10	01:07:00.021	L. CASE	01:08:03.306	L. CASE	1:03.285	17:33.435	10	01:56:50.234	K. AL QUBAIS	01:58:22.244	A. BERTOLINI	1:32.010	20:57.919
11	02:05:33.613	L. CASE	02:07:11.875	P. PERAZZINI	1:38.262	19:11.697	11	02:18:56.677	A. BERTOLINI	02:21:40.947	A. BERTOLINI	2:44.270	23:42.189
12	03:13:04.663	P. PERAZZINI	03:16:50.650	P. PERAZZINI	3:45.987	22:57.684	12	03:06:12.932	A. BERTOLINI	03:09:23.263	A. BERTOLINI	3:10.331	26:52.520
13	04:05:59.415	P. PERAZZINI	04:08:22.479	P. PERAZZINI	2:23.064	25:20.748	13	03:37:45.557	A. BERTOLINI	03:45:26.931	A. BERTOLINI	7:41.374	34:33.894
14	04:46:03.842	P. PERAZZINI	04:47:26.910	D. O'YOUNG	1:23.068	26:43.816	14	04:05:57.548	A. BERTOLINI	04:08:19.376	A. BERTOLINI	2:21.828	36:55.722
15	05:41:51.160	D. O'YOUNG	05:42:52.820	D. O'YOUNG	1:01.660	27:45.476	15	04:40:32.425	A. BERTOLINI	04:41:57.203	A. BERTOLINI	1:24.778	38:20.500
16	06:36:01.890	D. O'YOUNG	06:37:39.994	L. CASE	1:38.104	29:23.580	16	04:47:13.565	A. BERTOLINI	04:47:45.160	A. AL FAISAL	31.595	38:52.095
17	07:34:44.973	L. CASE	07:36:23.717	L. CASE	1:38.744	31:02.324	17	05:50:47.047	A. AL FAISAL	05:51:55.100	A. AL FAISAL	1:08.053	40:00.148
18	09:12:05.106	L. CASE	09:14:27.859	P. PERAZZINI	2:22.753	33:25.077	18	06:53:30.258	A. AL FAISAL	06:55:02.516	K. AL QUBAIS	1:32.258	41:32.406
19	09:48:16.691	P. PERAZZINI	09:49:59.538	P. PERAZZINI	1:42.847	35:07.924	19	07:57:07.841	K. AL QUBAIS	07:58:17.147	K. AL QUBAIS	1:09.306	42:41.712
20	10:31:42.725	P. PERAZZINI	10:33:25.589	P. PERAZZINI	1:42.864	36:50.788	20	09:14:30.525	K. AL QUBAIS	09:15:49.754	A. BERTOLINI	1:19.229	44:00.941
21	11:27:34.298	P. PERAZZINI	11:29:06.299	D. O'YOUNG	1:32.001	38:22.789	21	09:53:24.472	A. BERTOLINI	09:57:08.336	A. BERTOLINI	3:43.864	47:44.805
22	12:26:00.949	D. O'YOUNG	12:27:00.744	D. O'YOUNG	59.795	39:22.584	22	10:04:18.324	A. BERTOLINI	10:05:49.635	A. BERTOLINI	1:31.311	49:16.116
23	13:19:45.027	D. O'YOUNG	13:21:26.361	L. CASE	1:41.334	41:03.918	23	11:17:54.799	A. BERTOLINI	11:19:23.970	A. AL FAISAL	1:29.171	50:45.287
24	13:46:12.568	L. CASE	13:47:32.997	L. CASE	1:20.429	42:24.347	24	12:22:30.400	A. AL FAISAL	12:24:00.082	K. AL QUBAIS	1:29.682	52:14.969
57 Krohn Racing Ferrari 458 Italia LMGTE Am							67 IMSA Performance Matmut Porsche 911 GT3 RSR LMGTE Am						
1	16:31:13.202	N. JONSSON	16:32:18.424	N. JONSSON	1:05.222	1:05.222	1	16:34:57.518	W. HENZLER	16:36:07.669	W. HENZLER	1:10.151	1:10.151
2	17:31:08.798	N. JONSSON	17:32:46.904	T. KROHN	1:38.106	2:43.328	2	17:33:56.888	W. HENZLER	17:35:05.771	P. GIBON	1:08.883	2:19.034
3	17:42:27.543	T. KROHN	17:44:19.497	T. KROHN	1:51.954	4:35.282	3	17:53:15.947	P. GIBON	17:54:51.759	W. HENZLER	1:35.812	3:54.846
4	18:02:44.603	T. KROHN	18:04:07.818	T. KROHN	1:23.215	5:58.497							
5	19:05:01.475	T. KROHN	19:06:44.726	T. KROHN	1:43.251	7:41.748							
6	19:39:04.715	T. KROHN	19:41:16.745	M. MEDIANI	2:12.030	9:53.778							
7	20:51:51.220	M. MEDIANI	20:53:52.410	M. MEDIANI	2:01.190	11:54.968							
8	21:51:40.296	M. MEDIANI	21:54:01.877	T. KROHN	2:21.581	14:16.549							
9	22:55:12.202	T. KROHN	22:58:27.825	N. JONSSON	3:15.623	17:32.172							
61 AF Corse Ferrari 458 Italia LMGTE Am							67 IMSA Performance Matmut Porsche 911 GT3 RSR LMGTE Am						
1	16:26:45.814	M. CIOCI	16:27:45.214	M. CIOCI	59.400	59.400	1	16:34:57.518	W. HENZLER	16:36:07.669	W. HENZLER	1:10.151	1:10.151
2	17:25:42.737	M. CIOCI	17:26:41.380	M. CIOCI	58.643	1:58.043	2	17:33:56.888	W. HENZLER	17:35:05.771	P. GIBON	1:08.883	2:19.034
3	18:29:14.161	M. CIOCI	18:30:57.508	M. GRIFFIN	1:43.347	3:41.390	3	17:53:15.947	P. GIBON	17:54:51.759	W. HENZLER	1:35.812	3:54.846
4	19:27:58.171	M. GRIFFIN	19:29:37.316	J. GERBER	1:39.145	5:20.535							



24 HEURES DU MANS 90 ANS

22-23 JUN 2013



FIA WEC

81^e Edition des 24 Heures du Mans

Race

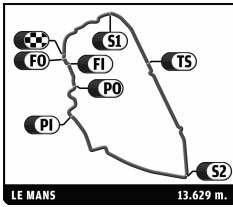
Pit Stop Analysis

Nr.	In Time	In Driver	Out Time	Out Driver	Pit Time	T. Pit Time	Nr.	In Time	In Driver	Out Time	Out Driver	Pit Time	T. Pit Time						
4	18:52:13.810	W. HENZLER	18:53:39.048	P. MILESI	1:25.238	5:20.084	9	23:44:07.349	T. VILANDER	23:45:31.814	K. KOBAYASHI	1:24.465	11:24.622						
5	19:58:25.000	P. MILESI	20:00:04.143	P. MILESI	1:39.143	6:59.227	10	00:48:13.274	K. KOBAYASHI	00:49:15.930	K. KOBAYASHI	1:02.656	12:37.278						
6	21:15:58.860	P. MILESI	21:17:31.121	P. GIBON	1:32.261	8:31.488	11	01:45:10.263	K. KOBAYASHI	01:46:17.810	K. KOBAYASHI	1:07.547	13:44.825						
7	22:16:46.498	P. GIBON	22:18:59.027	P. GIBON	2:12.529	10:44.017	12	02:55:11.036	K. KOBAYASHI	02:56:39.147	O. BERETTA	1:28.111	15:12.936						
8	23:33:49.993	P. GIBON	23:35:02.965	P. GIBON	1:12.972	11:56.989	13	04:45:03.173	O. BERETTA	04:46:09.186	O. BERETTA	1:06.013	16:18.949						
9	00:40:23.922	P. GIBON	00:42:01.475	W. HENZLER	1:37.553	13:34.542	14	05:43:38.645	O. BERETTA	05:45:08.621	T. VILANDER	1:29.976	17:48.925						
10	01:30:35.790	W. HENZLER	01:31:42.163	W. HENZLER	1:06.373	14:40.915	15	06:13:20.486	T. VILANDER	06:14:32.239	T. VILANDER	1:11.753	19:00.678						
11	02:35:12.267	W. HENZLER	02:38:30.651	P. MILESI	3:18.384	17:59.299	16	07:10:17.992	T. VILANDER	07:11:28.426	T. VILANDER	1:10.434	20:11.112						
12	04:08:41.572	P. MILESI	04:10:33.799	W. HENZLER	1:52.227	19:51.526	17	08:07:05.301	T. VILANDER	08:09:36.129	T. VILANDER	2:30.828	22:41.940						
13	04:33:01.042	W. HENZLER	04:34:19.108	W. HENZLER	1:18.066	21:09.592	18	09:40:55.702	T. VILANDER	09:42:18.815	K. KOBAYASHI	1:23.113	24:05.053						
14	05:32:30.747	W. HENZLER	05:33:42.012	W. HENZLER	1:11.265	22:20.857	19	10:59:32.843	K. KOBAYASHI	11:00:35.307	K. KOBAYASHI	1:02.464	25:07.517						
15	06:14:15.309	W. HENZLER	06:15:47.785	P. MILESI	1:32.476	23:53.333	20	11:57:08.585	K. KOBAYASHI	11:58:11.425	K. KOBAYASHI	1:02.840	26:10.357						
16	07:03:17.800	P. MILESI	07:05:03.540	P. MILESI	1:45.740	25:39.073	21	12:10:33.615	K. KOBAYASHI	12:11:50.676	K. KOBAYASHI	1:17.061	27:27.418						
17	08:04:54.111	P. MILESI	08:06:09.912	P. GIBON	1:15.801	26:54.874	22	13:07:55.458	K. KOBAYASHI	13:10:10.246	T. VILANDER	2:14.788	29:42.206						
18	09:40:54.711	P. GIBON	09:42:34.929	P. GIBON	1:40.218	28:35.092	23	13:50:14.608	T. VILANDER	13:53:44.579	T. VILANDER	3:29.971	33:12.177						
19	11:11:23.234	P. GIBON	11:13:01.383	W. HENZLER	1:38.149	30:13.241	73 Corvette Racing Chevrolet Corvette C6-ZR1 LMGTE Pro												
20	12:05:27.141	W. HENZLER	12:07:04.538	W. HENZLER	1:37.397	31:50.638							1	16:26:44.120	J. MAGNUSSEN	16:27:46.688	J. MAGNUSSEN	1:02.568	1:02.568
21	13:03:50.731	W. HENZLER	13:06:05.974	P. MILESI	2:15.243	34:05.881							2	17:25:31.898	J. MAGNUSSEN	17:26:59.913	A. GARCIA	1:28.015	2:30.583
22	13:52:10.237	P. MILESI	14:00:59.592	P. MILESI	8:49.355	42:55.236							3	18:24:27.835	A. GARCIA	18:25:30.844	A. GARCIA	1:03.009	3:33.592
70 Larbre Competition Chevrolet Corvette C6-ZR1 LMGTE Am													4	19:22:03.065	A. GARCIA	19:23:29.355	J. TAYLOR	1:26.290	4:59.882
													5	20:14:56.775	J. TAYLOR	20:20:01.297	J. TAYLOR	5:04.522	10:04.404
													6	21:23:17.102	J. TAYLOR	21:24:21.594	J. TAYLOR	1:04.492	11:08.896
													7	22:20:46.739	J. TAYLOR	22:22:20.252	J. MAGNUSSEN	1:33.513	12:42.409
													8	23:30:22.373	J. MAGNUSSEN	23:31:26.785	J. MAGNUSSEN	1:04.412	13:46.821
													9	00:14:28.960	J. MAGNUSSEN	00:15:44.838	A. GARCIA	1:15.878	15:02.699
							10	01:11:45.694	A. GARCIA	01:13:01.588	A. GARCIA	1:15.894	16:18.593						
							11	02:09:06.420	A. GARCIA	02:10:11.073	A. GARCIA	1:04.653	17:23.246						
							12	04:05:33.774	A. GARCIA	04:08:17.125	J. TAYLOR	2:43.351	20:06.597						
							13	04:13:06.753	J. TAYLOR	04:17:04.076	J. TAYLOR	3:57.323	24:03.920						
14	04:39:33.572	J. TAYLOR	04:40:45.675	J. TAYLOR	1:12.103	25:16.023													
15	05:42:20.751	J. TAYLOR	05:43:25.990	J. TAYLOR	1:05.239	26:21.262													
16	06:39:39.892	J. TAYLOR	06:40:43.354	J. TAYLOR	1:03.462	27:24.724													
17	07:36:57.398	J. TAYLOR	07:38:27.814	J. MAGNUSSEN	1:30.416	28:55.140													
18	08:19:22.700	J. MAGNUSSEN	08:23:01.138	J. MAGNUSSEN	3:38.438	32:33.578													
19	09:52:34.915	J. MAGNUSSEN	09:53:55.975	J. MAGNUSSEN	1:21.060	33:54.638													
20	11:13:59.948	J. MAGNUSSEN	11:15:28.618	A. GARCIA	1:28.670	35:23.308													
21	12:11:43.249	A. GARCIA	12:12:47.935	A. GARCIA	1:04.686	36:27.994													
22	13:08:39.039	A. GARCIA	13:09:43.403	A. GARCIA	1:04.364	37:32.358													
23	13:46:14.498	A. GARCIA	13:47:31.259	J. TAYLOR	1:16.761	38:49.119													
74 Corvette Racing Chevrolet Corvette C6-ZR1 LMGTE Pro							1	16:30:37.049	O. GAVIN	16:31:41.433	O. GAVIN	1:04.384	1:04.384						
							2	17:29:40.487	O. GAVIN	17:31:08.498	T. MILNER	1:28.011	2:32.395						
							3	18:28:56.380	T. MILNER	18:30:03.904	T. MILNER	1:07.524	3:39.919						
							4	19:26:30.046	T. MILNER	19:27:57.148	R. WESTBROOK	1:27.102	5:07.021						
							5	20:21:45.859	R. WESTBROOK	20:22:45.733	R. WESTBROOK	59.874	6:06.895						
							6	21:21:18.909	R. WESTBROOK	21:22:46.763	O. GAVIN	1:27.854	7:34.749						
							7	21:39:00.080	O. GAVIN	21:40:34.506	O. GAVIN	1:34.426	9:09.175						
							8	22:36:44.357	O. GAVIN	22:37:50.890	O. GAVIN	1:06.533	10:15.708						
							9	23:02:21.064	O. GAVIN	23:05:03.355	T. MILNER	2:42.291	12:57.999						
							10	00:10:38.417	T. MILNER	00:11:43.776	T. MILNER	1:05.359	14:03.358						
71 AF Corse Ferrari 458 Italia LMGTE Pro							1	16:30:31.058	T. VILANDER	16:31:32.974	T. VILANDER	1:01.916	1:01.916						
							2	17:33:00.015	T. VILANDER	17:34:28.493	K. KOBAYASHI	1:28.478	2:30.394						
							3	18:16:01.889	K. KOBAYASHI	18:16:36.807	K. KOBAYASHI	34.918	3:05.312						
							4	18:33:00.787	K. KOBAYASHI	18:34:03.622	K. KOBAYASHI	1:02.835	4:08.147						
							5	19:30:12.776	K. KOBAYASHI	19:31:35.616	O. BERETTA	1:22.840	5:30.987						
							6	20:40:30.394	O. BERETTA	20:41:36.278	O. BERETTA	1:05.884	6:36.871						
							7	21:37:53.636	O. BERETTA	21:40:22.667	T. VILANDER	2:29.031	9:05.902						
							8	22:36:20.170	T. VILANDER	22:37:24.425	T. VILANDER	1:04.255	10:10.157						



24 HEURES DU MANS 90 ANS

22-23 JUN 2013



FIA WEC

81^e Edition des 24 Heures du Mans

Race

Pit Stop Analysis

Nr.	In Time	In Driver	Out Time	Out Driver	Pit Time	T. Pit Time	Nr.	In Time	In Driver	Out Time	Out Driver	Pit Time	T. Pit Time
11	01:07:53.471	T. MILNER	01:09:21.194	R. WESTBROOK	1:27.723	15:31.081	11	02:21:12.446	J. VERNAY	02:24:30.934	C. BOURRET	3:18.488	17:40.504
12	01:21:24.746	R. WESTBROOK	01:22:15.968	R. WESTBROOK	51.222	16:22.303	12	04:08:23.677	C. BOURRET	04:10:08.394	R. NARAC	1:44.717	19:25.221
13	02:18:31.477	R. WESTBROOK	02:21:43.626	R. WESTBROOK	3:12.149	19:34.452	13	04:51:02.967	R. NARAC	04:52:32.859	R. NARAC	1:29.892	20:55.113
14	04:02:49.143	R. WESTBROOK	04:06:34.519	O. GAVIN	3:45.376	23:19.828	14	05:50:43.491	R. NARAC	05:51:46.574	R. NARAC	1:03.083	21:58.196
15	04:39:12.417	O. GAVIN	04:40:26.664	O. GAVIN	1:14.247	24:34.075	15	06:48:47.894	R. NARAC	06:51:16.466	J. VERNAY	2:28.572	24:26.768
16	05:37:52.554	O. GAVIN	05:38:58.508	O. GAVIN	1:05.954	25:40.029	16	07:43:32.134	J. VERNAY	07:44:38.669	C. BOURRET	1:06.535	25:33.303
17	06:35:04.041	O. GAVIN	06:36:10.589	O. GAVIN	1:06.548	26:46.577	17	09:07:20.765	C. BOURRET	09:10:05.144	J. VERNAY	2:44.379	28:17.682
18	07:32:14.091	O. GAVIN	07:33:45.911	T. MILNER	1:31.820	28:18.397	18	09:50:01.782	J. VERNAY	09:52:05.185	J. VERNAY	2:03.403	30:21.085
19	09:14:27.860	T. MILNER	09:15:31.634	T. MILNER	1:03.774	29:22.171	19	10:33:24.046	J. VERNAY	10:34:37.507	J. VERNAY	1:13.461	31:34.546
20	10:41:51.206	T. MILNER	10:42:55.576	T. MILNER	1:04.370	30:26.541	20	11:27:15.836	J. VERNAY	11:28:17.778	R. NARAC	1:01.942	32:36.488
21	11:27:05.295	T. MILNER	11:28:28.121	R. WESTBROOK	1:22.826	31:49.367	21	12:26:13.573	R. NARAC	12:27:48.572	R. NARAC	1:34.999	34:11.487
22	12:24:59.486	R. WESTBROOK	12:26:32.969	R. WESTBROOK	1:33.483	33:22.850	22	13:25:02.609	R. NARAC	13:26:34.204	J. VERNAY	1:31.595	35:43.082
23	13:14:53.309	R. WESTBROOK	13:16:42.090	O. GAVIN	1:48.781	35:11.631	23	13:48:15.570	J. VERNAY	13:50:42.037	J. VERNAY	2:26.467	38:09.549
24	13:51:14.091	O. GAVIN	13:53:48.629	O. GAVIN	2:34.538	37:46.169							
25	14:46:41.903	O. GAVIN	14:57:05.650	O. GAVIN	10:23.747	48:09.916							

75 Prospeed Racing

Porsche 911 GT3 RSR LMGTE Am

1	16:27:06.049	E. COLLARD	16:28:11.830	E. COLLARD	1:05.781	1:05.781
2	17:22:33.152	E. COLLARD	17:24:08.890	F. PERRODO	1:35.738	2:41.519
3	18:31:01.338	F. PERRODO	18:32:07.188	F. PERRODO	1:05.850	3:47.369
4	19:31:48.865	F. PERRODO	19:33:32.932	S. CRUBILE	1:44.067	5:31.436
5	20:43:33.387	S. CRUBILE	20:44:42.736	S. CRUBILE	1:09.349	6:40.785
6	21:43:08.910	S. CRUBILE	21:44:43.838	E. COLLARD	1:34.928	8:15.713
7	22:37:40.689	E. COLLARD	22:38:43.746	E. COLLARD	1:03.057	9:18.770
8	23:46:55.981	E. COLLARD	23:48:32.443	F. PERRODO	1:36.462	10:55.232
9	00:57:40.196	F. PERRODO	00:58:46.867	F. PERRODO	1:06.671	12:01.903
10	01:57:42.061	F. PERRODO	01:59:17.647	S. CRUBILE	1:35.586	13:37.489
11	03:13:08.696	S. CRUBILE	03:16:48.629	S. CRUBILE	3:39.933	17:17.422
12	04:05:55.195	S. CRUBILE	04:08:20.498	E. COLLARD	2:25.303	19:42.725
13	04:45:05.624	E. COLLARD	04:46:30.779	E. COLLARD	1:25.155	21:07.880
14	05:40:46.573	E. COLLARD	05:41:48.737	E. COLLARD	1:02.164	22:10.044
15	06:13:51.531	E. COLLARD	06:23:40.965	F. PERRODO	9:49.434	31:59.478
16	07:22:32.532	F. PERRODO	07:23:39.795	F. PERRODO	1:07.263	33:06.741
17	08:33:56.958	F. PERRODO	08:36:23.901	S. CRUBILE	2:26.943	35:33.684
18	10:26:15.858	S. CRUBILE	10:28:52.699	S. CRUBILE	2:36.841	38:10.525
19	11:29:30.611	S. CRUBILE	11:31:21.720	E. COLLARD	1:51.109	40:01.634
20	12:25:14.213	E. COLLARD	12:26:48.285	E. COLLARD	1:34.072	41:35.706
21	12:43:43.015	E. COLLARD	12:45:17.758	E. COLLARD	1:34.743	43:10.449
22	13:30:40.976	E. COLLARD	13:32:07.212	F. PERRODO	1:26.236	44:36.685
23	13:45:44.787	F. PERRODO	13:47:09.560	F. PERRODO	1:24.773	46:01.458

76 IMSA Performance Matmut

Porsche 911 GT3 RSR LMGTE Am

1	16:30:57.783	J. VERNAY	16:32:02.349	C. BOURRET	1:04.566	1:04.566
2	17:38:45.015	C. BOURRET	17:39:48.387	J. VERNAY	1:03.372	2:07.938
3	18:38:11.458	J. VERNAY	18:40:10.554	J. VERNAY	1:59.096	4:07.034
4	19:32:38.423	J. VERNAY	19:33:40.174	R. NARAC	1:01.751	5:08.785
5	20:43:10.007	R. NARAC	20:44:46.999	J. VERNAY	1:36.992	6:45.777
6	21:36:58.246	J. VERNAY	21:38:02.096	R. NARAC	1:03.850	7:49.627
7	22:35:40.082	R. NARAC	22:37:40.285	R. NARAC	2:00.203	9:49.830
8	23:40:44.508	R. NARAC	23:41:48.992	J. VERNAY	1:04.484	10:54.314
9	00:44:45.213	J. VERNAY	00:46:22.637	J. VERNAY	1:37.424	12:31.738
10	01:38:45.062	J. VERNAY	01:40:35.340	J. VERNAY	1:50.278	14:22.016

77 Dempsey Del Piero-Proton

Porsche 911 GT3 RSR LMGTE Am

1	16:30:45.183	P. LONG	16:31:51.715	P. LONG	1:06.532	1:06.532
2	16:35:56.221	P. LONG	16:37:00.928	P. LONG	1:04.707	2:11.239
3	17:31:09.861	P. LONG	17:32:28.858	P. DEMPSEY	1:18.997	3:30.236
4	18:37:20.423	P. DEMPSEY	18:39:05.421	J. FOSTER	1:44.998	5:15.234
5	19:32:48.067	J. FOSTER	19:33:53.129	J. FOSTER	1:05.062	6:20.296
6	20:43:22.098	J. FOSTER	20:45:01.749	P. LONG	1:39.651	7:59.947
7	21:37:12.603	P. LONG	21:38:45.191	P. LONG	1:32.588	9:32.535
8	22:35:14.782	P. LONG	22:36:22.197	P. LONG	1:07.415	10:39.950
9	23:38:21.324	P. LONG	23:40:05.354	P. DEMPSEY	1:44.030	12:23.980
10	00:48:56.412	P. DEMPSEY	00:50:03.537	P. DEMPSEY	1:07.125	13:31.105
11	01:50:45.801	P. DEMPSEY	01:52:26.829	J. FOSTER	1:41.028	15:12.133
12	03:03:48.808	J. FOSTER	03:06:23.379	J. FOSTER	2:34.571	17:46.704
13	04:02:51.637	J. FOSTER	04:06:26.262	J. FOSTER	3:34.625	21:21.329
14	04:11:46.731	J. FOSTER	04:12:34.900	J. FOSTER	48.169	22:09.498
15	05:03:10.639	J. FOSTER	05:04:44.507	P. LONG	1:33.868	23:43.366
16	06:01:43.706	P. LONG	06:02:49.475	P. LONG	1:05.769	24:49.135
17	06:55:04.808	P. LONG	06:56:52.987	P. DEMPSEY	1:48.179	26:37.314
18	07:55:22.070	P. DEMPSEY	07:56:26.375	P. DEMPSEY	1:04.305	27:41.619
19	09:21:25.397	P. DEMPSEY	09:23:02.948	J. FOSTER	1:37.551	29:19.170
20	10:47:10.291	J. FOSTER	10:48:23.555	J. FOSTER	1:13.264	30:32.434
21	11:42:23.575	J. FOSTER	11:44:06.252	P. LONG	1:42.677	32:15.111
22	12:32:19.652	P. LONG	12:34:19.097	P. LONG	1:59.445	34:14.556
23	13:22:20.785	P. LONG	13:23:49.602	P. LONG	1:28.817	35:43.373
24	13:50:04.697	P. LONG	13:53:29.182	P. LONG	3:24.485	39:07.858

81 8 Star Motorsports

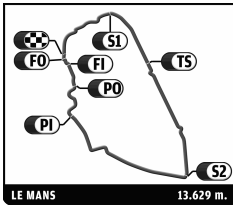
Ferrari 458 Italia LMGTE Am

1	15:23:00.990	R. AGUAS	15:25:27.799	V. POTOLICCHIO	2:26.809	2:26.809
2	16:54:21.144	V. POTOLICCHIO	16:55:48.365	V. POTOLICCHIO	1:27.221	3:54.030
3	17:56:23.679	V. POTOLICCHIO	17:57:53.801	J. BRIGHT	1:30.122	5:24.152
4	18:55:57.777	J. BRIGHT	18:56:59.286	J. BRIGHT	1:01.509	6:25.661
5	19:49:42.485	J. BRIGHT	19:50:46.052	J. BRIGHT	1:03.567	7:29.228
6	20:41:25.282	J. BRIGHT	21:21:28.125	R. AGUAS	40:02.843	47:32.071
7	22:14:10.157	R. AGUAS	22:15:15.843	R. AGUAS	1:05.686	48:37.757
8	23:59:26.084	R. AGUAS	23:02:58.327	R. AGUAS	3:32.243	52:10.000
9	23:57:05.063	R. AGUAS	00:00:30.940	V. POTOLICCHIO	3:25.877	55:35.877
10	01:01:39.492	V. POTOLICCHIO	01:02:41.690	V. POTOLICCHIO	1:02.198	56:38.075
11	01:39:01.134	V. POTOLICCHIO	01:40:26.948	J. BRIGHT	1:25.814	58:03.889



24 HEURES DU MANS 90 ANS

22-23 JUN 2013



FIA WEC

81^e Edition des 24 Heures du Mans

Race

Pit Stop Analysis

Nr.	In Time	In Driver	Out Time	Out Driver	Pit Time	T. Pit Time	Nr.	In Time	In Driver	Out Time	Out Driver	Pit Time	T. Pit Time
12	02:23:50.732	J. BRIGHT	02:26:42.409	J. BRIGHT	2:51.677	1:00:55.566	12	03:34:09.254	J. BERGMEISTER	03:40:10.902	P. PILET	6:01.648	19:49.119
13	04:01:19.974	J. BRIGHT	04:03:19.484	J. BRIGHT	1:59.510	1:02:55.076	13	04:08:24.372	P. PILET	04:09:51.212	P. PILET	1:26.840	21:15.959
14	04:55:03.331	J. BRIGHT	04:56:32.743	R. AGUAS	1:29.412	1:04:24.488	14	04:44:58.639	P. PILET	04:46:13.670	P. PILET	1:15.031	22:30.990
15	05:54:01.630	R. AGUAS	05:55:03.169	R. AGUAS	1:01.539	1:05:26.027	15	05:42:18.667	P. PILET	05:43:24.586	P. PILET	1:05.919	23:36.909
16	06:51:30.174	R. AGUAS	06:53:07.877	V. POTOUCCHIO	1:37.703	1:07:03.730	16	06:39:01.014	P. PILET	06:40:36.386	T. BERNHARD	1:35.372	25:12.281
17	07:46:15.289	V. POTOUCCHIO	07:47:17.030	V. POTOUCCHIO	1:01.741	1:08:05.471	17	07:36:06.311	T. BERNHARD	07:37:16.947	T. BERNHARD	1:10.636	26:22.917
18	09:15:33.455	V. POTOUCCHIO	09:17:01.260	J. BRIGHT	1:27.805	1:09:33.276	18	09:17:01.771	T. BERNHARD	09:18:07.349	T. BERNHARD	1:05.578	27:28.495
19	09:50:51.481	J. BRIGHT	09:53:47.229	J. BRIGHT	2:55.748	1:12:29.024	19	10:31:26.062	T. BERNHARD	10:32:52.322	J. BERGMEISTER	1:26.260	28:54.755
20	10:29:50.079	J. BRIGHT	10:31:09.901	J. BRIGHT	1:19.822	1:13:48.846	20	11:28:28.612	J. BERGMEISTER	11:29:33.607	J. BERGMEISTER	1:04.995	29:59.750
21	11:28:07.657	J. BRIGHT	11:29:35.214	R. AGUAS	1:27.557	1:15:16.403	21	12:17:19.295	J. BERGMEISTER	12:18:29.298	P. PILET	1:10.003	31:09.753
22	12:22:00.463	R. AGUAS	12:23:19.936	R. AGUAS	1:19.473	1:16:35.876	22	13:13:53.373	P. PILET	13:15:24.471	P. PILET	1:31.098	32:40.851
23	13:15:23.908	R. AGUAS	13:16:49.285	R. AGUAS	1:25.377	1:18:01.253	23	13:23:10.699	P. PILET	13:25:43.328	P. PILET	2:32.629	35:13.480
24	13:52:59.994	R. AGUAS	13:55:48.537	R. AGUAS	2:48.543	1:20:49.796	24	13:45:49.748	P. PILET	13:47:01.473	P. PILET	1:11.725	36:25.205
25	14:43:32.288	R. AGUAS	14:44:57.769	V. POTOUCCHIO	1:25.481	1:22:15.277							

88	Proton Competition	Porsche 911 GT3 RSR	LMGTE Am
1	15:45:25.624	P. RUBERTI	15:47:28.050 C. RIED 2:02.426 2:02.426
2	17:02:32.053	C. RIED	17:03:36.406 C. RIED 1:04.353 3:06.779
3	18:05:00.324	C. RIED	18:06:29.422 P. RUBERTI 1:29.098 4:35.877
4	19:03:45.332	P. RUBERTI	19:04:50.054 P. RUBERTI 1:04.722 5:40.599
5	20:01:10.075	P. RUBERTI	20:02:45.308 G. RODA 1:35.233 7:15.832
6	21:11:36.141	G. RODA	21:12:41.930 G. RODA 1:05.789 8:21.621
7	22:05:24.818	G. RODA	22:06:58.967 P. RUBERTI 1:34.149 9:55.770
8	23:14:06.592	P. RUBERTI	23:15:11.162 P. RUBERTI 1:04.870 11:00.640
9	00:09:34.030	P. RUBERTI	00:11:00.167 G. RODA 1:26.137 12:26.777
10	00:59:17.778	G. RODA	01:00:41.710 G. RODA 1:23.932 13:50.709
11	01:58:14.081	G. RODA	01:59:54.675 P. RUBERTI 1:40.594 15:31.303
12	03:20:01.585	P. RUBERTI	03:24:05.473 C. RIED 4:03.888 19:35.191
13	04:11:48.053	C. RIED	04:13:40.387 C. RIED 1:52.334 21:27.525
14	04:50:31.016	C. RIED	04:51:59.105 P. RUBERTI 1:28.089 22:55.614
15	05:19:33.180	P. RUBERTI	05:37:11.651 P. RUBERTI 17:38.471 40:34.085
16	06:30:20.505	P. RUBERTI	06:31:33.993 P. RUBERTI 1:13.488 41:47.573
17	07:28:23.700	P. RUBERTI	07:29:58.166 C. RIED 1:34.466 43:22.039
18	09:02:24.235	C. RIED	09:05:46.047 C. RIED 3:21.812 46:43.851
19	10:21:29.649	C. RIED	10:23:33.932 G. RODA 2:04.283 48:48.134
20	11:19:20.649	G. RODA	11:20:22.196 G. RODA 1:01.547 49:49.681
21	12:13:46.446	G. RODA	12:15:16.491 P. RUBERTI 1:30.045 51:19.726
22	13:07:34.463	P. RUBERTI	13:08:37.784 P. RUBERTI 1:03.321 52:23.047
23	13:51:47.652	P. RUBERTI	13:53:50.551 G. RODA 2:02.899 54:25.946

91	Porsche AG Team Manthey	Porsche 911 RSR	LMGTE Pro
1	16:30:26.134	J. BERGMEISTER	16:31:33.697 J. BERGMEISTER 1:07.563 1:07.563
2	17:16:27.976	J. BERGMEISTER	17:17:51.977 J. BERGMEISTER 1:24.001 2:31.564
3	18:19:15.891	J. BERGMEISTER	18:20:22.446 P. PILET 1:06.555 3:38.119
4	19:16:39.261	P. PILET	19:18:07.746 P. PILET 1:28.485 5:06.604
5	20:23:03.667	P. PILET	20:24:08.886 P. PILET 1:05.219 6:11.823
6	21:22:05.495	P. PILET	21:23:33.428 T. BERNHARD 1:27.933 7:39.756
7	22:19:02.305	T. BERNHARD	22:20:08.584 T. BERNHARD 1:06.279 8:46.035
8	23:22:10.857	T. BERNHARD	23:23:15.525 T. BERNHARD 1:04.668 9:50.703
9	00:29:33.075	T. BERNHARD	00:31:04.491 J. BERGMEISTER 1:31.416 11:22.119
10	01:11:00.081	J. BERGMEISTER	01:12:19.478 J. BERGMEISTER 1:19.397 12:41.516
11	02:07:54.018	J. BERGMEISTER	02:08:59.973 J. BERGMEISTER 1:05.955 13:47.471

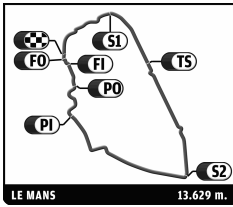
92	Porsche AG Team Manthey	Porsche 911 RSR	LMGTE Pro
1	16:33:15.670	M. LIEB	16:34:21.271 M. LIEB 1:05.601 1:05.601
2	17:31:11.201	M. LIEB	17:32:37.947 R. DUMAS 1:26.746 2:32.347
3	18:29:24.098	R. DUMAS	18:30:28.416 R. DUMAS 1:04.318 3:36.665
4	19:26:23.575	R. DUMAS	19:27:29.240 R. DUMAS 1:05.665 4:42.330
5	20:34:58.966	R. DUMAS	20:36:28.342 R. LIETZ 1:29.376 6:11.706
6	21:32:01.218	R. LIETZ	21:33:05.683 R. LIETZ 1:04.465 7:16.171
7	22:28:45.983	R. LIETZ	22:29:50.664 R. LIETZ 1:04.681 8:20.852
8	23:32:44.246	R. LIETZ	23:34:10.657 M. LIEB 1:26.411 9:47.263
9	00:40:10.283	M. LIEB	00:41:15.192 M. LIEB 1:04.909 10:52.172
10	01:37:02.292	M. LIEB	01:38:07.434 M. LIEB 1:05.142 11:57.314
11	02:51:04.709	M. LIEB	02:52:31.884 R. DUMAS 1:27.175 13:24.489
12	04:08:16.881	R. DUMAS	04:09:48.869 R. DUMAS 1:31.988 14:56.477
13	04:36:19.287	R. DUMAS	04:37:28.597 R. DUMAS 1:09.310 16:05.787
14	05:34:18.801	R. DUMAS	05:35:24.505 R. LIETZ 1:05.704 17:11.491
15	06:31:20.985	R. LIETZ	06:35:00.608 R. LIETZ 3:39.623 20:51.114
16	07:18:32.710	R. LIETZ	07:19:38.084 R. LIETZ 1:05.374 21:56.488
17	08:36:24.623	R. LIETZ	08:37:29.728 M. LIEB 1:04.655 23:01.143
18	10:29:53.042	M. LIEB	10:31:20.092 M. LIEB 1:27.050 24:28.193
19	11:26:49.737	M. LIEB	11:27:54.240 M. LIEB 1:04.503 25:32.696
20	12:23:48.665	M. LIEB	12:25:14.209 R. LIETZ 1:25.544 26:58.240
21	13:20:48.145	R. LIETZ	13:21:53.558 R. LIETZ 1:05.413 28:03.653
22	14:00:13.219	R. LIETZ	14:03:26.616 R. LIETZ 3:13.397 31:17.050

93	SRT Motorsports	Viper GTS-R	LMGTE Pro
1	16:27:04.783	K. WITTMER	16:28:14.561 K. WITTMER 1:09.778 1:09.778
2	17:10:02.439	K. WITTMER	17:11:56.071 J. BOMARITO 1:53.632 3:03.410
3	17:25:12.626	J. BOMARITO	17:26:31.667 J. BOMARITO 1:19.041 4:22.451
4	18:16:28.840	J. BOMARITO	18:17:39.100 J. BOMARITO 1:10.260 5:32.711
5	19:10:41.330	J. BOMARITO	19:11:52.674 J. BOMARITO 1:11.344 6:44.055
6	20:04:43.879	J. BOMARITO	20:06:23.767 T. KENDALL 1:39.888 8:23.943
7	21:16:24.241	T. KENDALL	21:17:38.436 T. KENDALL 1:14.195 9:38.138
8	22:11:25.479	T. KENDALL	22:13:05.449 K. WITTMER 1:39.970 11:18.108
9	22:55:17.022	K. WITTMER	23:00:05.163 K. WITTMER 4:48.141 16:06.249
10	23:54:56.742	K. WITTMER	23:57:35.061 K. WITTMER 2:38.319 18:44.568
11	00:26:52.729	K. WITTMER	00:28:05.937 K. WITTMER 1:13.208 19:57.776
12	01:00:43.253	K. WITTMER	01:02:24.279 J. BOMARITO 1:41.026 21:38.802
13	01:55:15.865	J. BOMARITO	01:56:45.598 J. BOMARITO 1:29.733 23:08.535



24 HEURES DU MANS 90 ANS

22-23 JUN 2013



FIA WEC

81^e Edition des 24 Heures du Mans
Race

Pit Stop Analysis

Nr.	In Time	In Driver	Out Time	Out Driver	Pit Time	T. Pit Time	Nr.	In Time	In Driver	Out Time	Out Driver	Pit Time	T. Pit Time
14	03:01:45.721	J. BOMARITO	03:03:28.999	T. KENDALL	1:43.278	24:51.813	10	01:41:06.155	D. TURNER	01:42:08.408	D. TURNER	1:02.253	11:50.348
15	04:54:11.865	T. KENDALL	04:55:24.180	T. KENDALL	1:12.315	26:04.128	11	02:55:04.914	D. TURNER	02:56:39.713	S. MÜCKE	1:34.799	13:25.147
16	05:30:12.305	T. KENDALL	05:36:58.264	K. WITTMER	6:45.959	32:50.087	12	03:11:19.320	S. MÜCKE	03:13:37.739	S. MÜCKE	2:18.419	15:43.566
17	06:25:35.916	K. WITTMER	06:30:46.033	K. WITTMER	5:10.117	38:00.204	13	04:05:36.988	S. MÜCKE	04:08:26.091	S. MÜCKE	2:49.103	18:32.669
18	07:23:16.933	K. WITTMER	07:24:50.351	K. WITTMER	1:33.418	39:33.622	14	04:26:30.065	S. MÜCKE	04:27:39.099	S. MÜCKE	1:09.034	19:41.703
19	08:37:25.683	K. WITTMER	08:40:56.151	J. BOMARITO	3:30.468	43:04.090	15	05:25:16.713	S. MÜCKE	05:26:18.954	S. MÜCKE	1:02.241	20:43.944
20	09:47:40.695	J. BOMARITO	09:49:25.348	J. BOMARITO	1:44.653	44:48.743	16	06:21:55.637	S. MÜCKE	06:23:25.387	P. DUMBRECK	1:29.750	22:13.694
21	10:29:52.374	J. BOMARITO	10:31:46.153	J. BOMARITO	1:53.779	46:42.522	17	07:19:04.363	P. DUMBRECK	07:20:06.530	P. DUMBRECK	1:02.167	23:15.861
22	11:20:27.138	J. BOMARITO	11:22:29.543	T. KENDALL	2:02.405	48:44.927	18	08:36:26.215	P. DUMBRECK	08:37:35.191	P. DUMBRECK	1:08.976	24:24.837
23	12:15:54.160	T. KENDALL	12:21:28.190	K. WITTMER	5:34.030	54:18.957	19	10:23:04.905	P. DUMBRECK	10:26:47.808	D. TURNER	3:42.903	28:07.740
24	13:14:38.721	K. WITTMER	13:15:54.294	K. WITTMER	1:15.573	55:34.530	20	11:23:00.066	D. TURNER	11:24:01.677	D. TURNER	1:01.611	29:09.351
25	13:45:00.111	K. WITTMER	13:47:02.549	K. WITTMER	2:02.438	57:36.968	21	12:19:54.207	D. TURNER	12:20:55.777	D. TURNER	1:01.570	30:10.921
26	14:42:58.131	K. WITTMER	14:44:18.644	K. WITTMER	1:20.513	58:57.481	22	13:16:33.731	D. TURNER	13:17:57.193	S. MÜCKE	1:23.462	31:34.383
							23	13:46:06.872	S. MÜCKE	13:53:26.801	S. MÜCKE	7:19.929	38:54.312
							24	14:27:46.978	S. MÜCKE	14:30:01.636	S. MÜCKE	2:14.658	41:08.970

96		Aston Martin Racing		LMGTE Am		
Aston Martin Vantage V8						
1	16:31:11.182	J. CAMPBELL-WALTER	16:35:50.841	J. CAMPBELL-WALTER	4:39.659	4:39.659
2	17:34:39.864	J. CAMPBELL-WALTER	17:35:41.446	J. CAMPBELL-WALTER	1:01.582	5:41.241
3	18:33:47.825	J. CAMPBELL-WALTER	18:35:15.675	S. HALL	1:27.850	7:09.091
4	19:33:05.868	S. HALL	19:34:09.501	S. HALL	1:03.633	8:12.724
5	20:12:04.682	S. HALL	20:15:19.316	R. GOETHE	3:14.634	11:27.358
6	21:30:36.594	R. GOETHE	21:31:42.234	R. GOETHE	1:05.640	12:32.998
7	22:20:43.299	R. GOETHE	22:22:19.560	J. CAMPBELL-WALTER	1:36.261	14:09.259
8	23:30:18.995	J. CAMPBELL-WALTER	23:31:28.815	J. CAMPBELL-WALTER	1:09.820	15:19.079
9	00:38:41.722	J. CAMPBELL-WALTER	00:39:44.834	J. CAMPBELL-WALTER	1:03.112	16:22.191
10	01:36:09.487	J. CAMPBELL-WALTER	01:37:38.140	S. HALL	1:28.653	17:50.844
11	02:47:22.330	S. HALL	02:48:29.129	S. HALL	1:06.799	18:57.643
12	03:25:47.918	S. HALL	03:27:47.172	R. GOETHE	1:59.254	20:56.897
13	04:03:03.910	R. GOETHE	04:06:24.439	S. HALL	3:20.529	24:17.426
14	04:29:59.606	S. HALL	04:31:12.850	S. HALL	1:13.244	25:30.670
15	05:31:37.456	S. HALL	05:33:44.974	R. GOETHE	2:07.518	27:38.188
16	06:40:49.978	R. GOETHE	06:41:57.741	R. GOETHE	1:07.763	28:45.951
17	06:59:48.047	R. GOETHE	07:00:59.205	J. CAMPBELL-WALTER	1:11.158	29:57.109
18	07:57:34.127	J. CAMPBELL-WALTER	07:58:37.780	J. CAMPBELL-WALTER	1:03.653	31:00.762
19	08:19:23.252	J. CAMPBELL-WALTER	08:23:02.861	J. CAMPBELL-WALTER	3:39.609	34:40.371
20	09:09:15.595	J. CAMPBELL-WALTER	09:12:37.007	S. HALL	3:21.412	38:01.783
21	10:35:46.176	S. HALL	10:37:35.579	S. HALL	1:49.403	39:51.186
22	10:46:38.262	S. HALL	10:47:39.394	S. HALL	1:01.132	40:52.318
23	11:37:02.138	S. HALL	11:38:09.073	S. HALL	1:06.935	41:59.253
24	12:35:50.748	S. HALL	12:37:18.471	J. CAMPBELL-WALTER	1:27.723	43:26.976
25	13:33:44.463	J. CAMPBELL-WALTER	13:34:47.437	J. CAMPBELL-WALTER	1:02.974	44:29.950
26	13:49:40.770	J. CAMPBELL-WALTER	13:53:25.035	J. CAMPBELL-WALTER	3:44.265	48:14.215

97		Aston Martin Racing		LMGTE Pro		
Aston Martin Vantage V8						
1	16:33:09.693	D. TURNER	16:34:13.320	D. TURNER	1:03.627	1:03.627
2	17:31:07.159	D. TURNER	17:32:09.161	D. TURNER	1:02.002	2:05.629
3	18:28:55.885	D. TURNER	18:30:22.351	S. MÜCKE	1:26.466	3:32.095
4	19:26:06.788	S. MÜCKE	19:27:13.309	S. MÜCKE	1:06.521	4:38.616
5	20:34:53.463	S. MÜCKE	20:36:20.851	P. DUMBRECK	1:27.388	6:06.004
6	21:31:59.729	P. DUMBRECK	21:33:03.348	P. DUMBRECK	1:03.619	7:09.623
7	22:28:46.660	P. DUMBRECK	22:29:55.429	P. DUMBRECK	1:08.769	8:18.392
8	23:36:08.710	P. DUMBRECK	23:37:35.686	D. TURNER	1:26.976	9:45.368
9	00:44:10.688	D. TURNER	00:45:13.415	D. TURNER	1:02.727	10:48.095

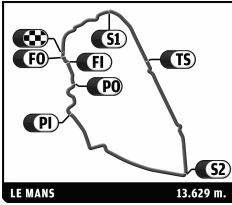
98		Aston Martin Racing		LMGTE Pro		
Aston Martin Vantage V8						
1	16:30:31.536	P. LAMY	16:31:39.186	P. LAMY	1:07.650	1:07.650
2	17:29:39.907	P. LAMY	17:31:06.507	B. AUBERLEN	1:26.600	2:34.250
3	18:28:35.182	B. AUBERLEN	18:29:40.793	B. AUBERLEN	1:05.611	3:39.861
4	19:26:05.205	B. AUBERLEN	19:27:36.648	P. DALLA LANA	1:31.443	5:11.304
5	20:33:07.087	P. DALLA LANA	20:34:08.015	P. DALLA LANA	1:00.928	6:12.232
6	21:23:14.993	P. DALLA LANA	21:24:47.925	P. LAMY	1:32.932	7:45.164
7	22:20:44.166	P. LAMY	22:21:51.225	P. LAMY	1:07.059	8:52.223
8	23:24:09.850	P. LAMY	23:25:44.208	B. AUBERLEN	1:34.358	10:26.581
9	00:28:13.231	B. AUBERLEN	00:29:18.400	B. AUBERLEN	1:05.169	11:31.750
10	01:21:37.301	B. AUBERLEN	01:22:44.546	B. AUBERLEN	1:07.245	12:38.995
11	02:14:52.150	B. AUBERLEN	02:17:45.733	P. DALLA LANA	2:53.583	15:32.578
12	04:05:35.658	P. DALLA LANA	04:11:32.768	P. LAMY	5:57.110	21:29.688
13	04:34:48.390	P. LAMY	04:36:07.225	P. LAMY	1:18.835	22:48.523
14	05:34:31.639	P. LAMY	05:35:35.372	P. LAMY	1:03.733	23:52.256
15	05:40:01.666	P. LAMY	05:41:13.074	P. LAMY	1:11.408	25:03.664
16	06:37:19.526	P. LAMY	06:38:21.934	P. LAMY	1:02.408	26:06.072
17	06:46:38.052	P. LAMY	07:00:46.686	P. LAMY	14:08.634	40:14.706
18	07:57:12.986	P. LAMY	07:58:40.294	B. AUBERLEN	1:27.308	41:42.014

99		Aston Martin Racing		LMGTE Pro		
Aston Martin Vantage V8						
1	16:29:15.970	R. BELL	16:30:20.990	R. BELL	1:05.020	1:05.020
2	17:27:08.474	R. BELL	17:28:09.575	R. BELL	1:01.101	2:06.121
3	18:24:54.776	R. BELL	18:26:23.435	F. MAKOWIECKI	1:28.659	3:34.780
4	19:22:06.536	F. MAKOWIECKI	19:23:09.222	F. MAKOWIECKI	1:02.686	4:37.466
5	20:29:47.407	F. MAKOWIECKI	20:32:22.639	B. SENNA	2:35.232	7:12.698
6	21:27:55.547	B. SENNA	21:28:57.313	B. SENNA	1:01.766	8:14.464
7	22:24:34.041	B. SENNA	22:25:36.977	B. SENNA	1:02.936	9:17.400
8	23:27:48.700	B. SENNA	23:29:19.967	R. BELL	1:31.267	10:48.667
9	00:34:37.502	R. BELL	00:35:48.228	R. BELL	1:10.726	11:59.393
10	01:31:47.782	R. BELL	01:33:02.098	R. BELL	1:14.316	13:13.709
11	02:41:29.467	R. BELL	02:43:12.241	F. MAKOWIECKI	1:42.774	14:56.483
12	03:44:36.467	F. MAKOWIECKI	03:49:09.987	F. MAKOWIECKI	4:33.520	19:30.003
13	04:03:07.190	F. MAKOWIECKI	04:06:28.903	F. MAKOWIECKI	3:21.713	22:51.716
14	04:37:37.484	F. MAKOWIECKI	04:38:52.861	F. MAKOWIECKI	1:15.377	24:07.093
15	05:35:22.296	F. MAKOWIECKI	05:36:49.996	B. SENNA	1:27.700	25:34.793



24 HEURES DU MANS 90^{ANS}

22-23 JUIN 2013



FIA WEC

81^e Edition des 24 Heures du Mans

Race

Pit Stop Analysis

Nr.	In Time	In Driver	Out Time	Out Driver	Pit Time	T. Pit Time	Nr.	In Time	In Driver	Out Time	Out Driver	Pit Time	T. Pit Time
16	06:33:13.475	B. SENNA	06:34:15.603	B. SENNA	1:02.128	26:36.921							
17	07:02:02.905	B. SENNA	07:03:28.974	B. SENNA	1:26.069	28:02.990							
18	07:58:41.083	B. SENNA	07:59:43.557	B. SENNA	1:02.474	29:05.464							
19	09:27:08.808	B. SENNA	09:28:39.864	F. MAKOWIECKI	1:31.056	30:36.520							