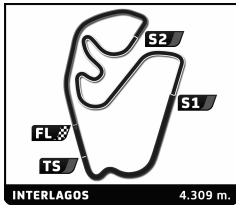


FIA WEC
6 Hours of Sao Paulo
Free Practice 2
Sector Analysis

■ Personal Best ■ Session Best B Crossing the finish line in pit lane

Lap	D	Time	Sector 1	Sector 2	Sector 3	T. Spd	Elapsed	Lap	D	Time	Sector 1	Sector 2	Sector 3	T. Spd	Elapsed
1	Audi Sport Team Joest 1. André LOTTERER 3. Marcel FÄSSLER Audi R18 e-tron quattro LMP1 2. Benoît TRÉLUYER							56	1	1:25.062	21.033	44.224	19.805	280.5	1:28:15.416
	1	3	1:34.935	28.665	45.532	20.738		1:34.935	57	1	1:22.845	20.288	43.037	19.520	278.4
2	3	1:24.210	20.987	43.534	19.689	270.7	2:59.145	58	1	1:23.315	20.261	42.937	20.117	282.0	1:31:01.576
3	3	1:23.441	20.755	43.100	19.586	274.8	4:22.586	2	Audi Sport Team Joest 1. Tom KRISTENSEN 3. Allan McNISH Audi R18 e-tron quattro LMP1 2. Loïc DUVAL						
4	3	1:23.243	20.422	42.819	20.002	278.4	5:45.829		1	1	1:38.570	32.038	46.214	20.318	
5	3	1:24.845	20.995	44.147	19.703	279.1	7:10.674	2	1	1:25.263	21.016	44.135	20.112	272.0	3:03.833
6	3	1:24.773	20.541	44.653	19.579	280.5	8:35.447	3	1	1:23.989	20.725	43.079	20.185	275.5	4:27.822
7	3	1:23.464	20.527	42.910	20.027	279.1	9:58.911	4	1	1:24.036	20.774	43.610	19.652	276.9	5:51.858
8	3	1:22.953	20.417	42.975	19.561	276.9	11:21.864	5	1	1:24.668	20.526	44.130	20.012	278.4	7:16.526
9	3	1:22.846	20.504	42.692	19.650	278.4	12:44.710	6	1	1:25.105	21.144	44.169	19.792	279.8	8:41.631
10	3	1:22.722	20.347	42.818	19.557	279.1	14:07.432	7	1	1:25.419	20.689	44.829	19.901	278.4	10:07.050
11	3	1:24.498	20.334	44.306	19.858	278.4	15:31.930	8	1	1:23.271	20.452	43.305	19.514	277.6	11:30.321
12	3	1:23.745	20.357	43.496	19.892	279.8	16:55.675	9	1	1:22.965	20.411	43.054	19.500	278.4	12:53.286
13	3	1:22.709	20.484	42.495	19.730	279.8	18:18.384	10	1	1:22.296	20.288	42.397	19.611	278.4	14:15.582
14	3	1:22.640	20.515	42.569	19.556	279.1	19:41.024	11	1	1:22.480	20.490	42.295	19.695	279.8	15:38.062
15	3	1:22.448	20.347	42.494	19.607	278.4	21:03.472	12	1	1:24.354	20.633	44.038	19.683	278.4	17:02.416
16	3	1:23.929	20.457	43.872	19.600	279.1	22:27.401	13	1	1:25.951	20.456	45.464	20.031	279.1	18:28.367
17	3	1:25.079	20.279	45.296	19.504	279.1	23:52.480	14	1	1:23.941	20.391	43.930	19.620	277.6	19:52.308
18	3	1:23.224	20.284	43.218	19.722	279.1	25:15.704	15	1	1:21.904	20.264	42.166	19.474	277.6	21:14.212
19	3	1:24.645	20.253	44.530	19.862	276.2	26:40.349	16	1	1:22.083	20.304	42.245	19.534	279.8	22:36.295
20	3	1:25.262	20.447	45.141	19.674	279.1	28:05.611	17	1	1:23.130	20.180	43.406	19.544	279.8	23:59.425
21	3	1:22.623	20.460	42.641	19.522	279.8	29:28.234	18	1	1:23.084	20.284	43.331	19.469	279.8	25:22.509
22	3	1:22.546	20.326	42.596	19.624	278.4	30:50.780	19	1	1:22.330	20.156	42.678	19.496	279.8	26:44.839
23	3	1:22.831	20.292	42.898	19.641	278.4	32:13.611	20	1	1:26.954	21.662	44.236	21.056	281.2	28:11.793
24	3	1:25.930	20.426	45.657	19.847	280.5	33:39.541	21	1	1:22.600	20.465	42.539	19.596	277.6	29:34.393
25	3	1:23.688	20.637	43.019	20.032	278.4	35:03.229	22	1	1:21.977	20.303	42.164	19.510	278.4	30:56.370
26	3	1:24.049	20.310	43.199	20.540	278.4	36:27.278	23	1	1:22.992	20.215	43.269	19.508	279.1	32:19.362
27	3	1:23.446	20.443	43.352	19.651	277.6	37:50.724	24	1	1:24.200	20.129	44.285	19.786	279.8	33:43.562
28	3	1:22.851	20.415	42.849	19.587	278.4	39:13.575	25	1	1:24.717	20.574	44.409	19.734	282.7	35:08.279
29	3	1:25.236	20.612	43.058	21.566	280.5	40:38.811	26	1	1:22.208	20.265	42.456	19.487	279.8	36:30.487
30	3	1:24.610	21.293	43.600	19.717	276.2	42:03.421	27	1	1:23.843	21.142	43.091	19.610	282.7	37:54.330
31	3	1:22.680	20.255	42.812	19.613	279.1	43:26.101	28	1	1:22.094	20.143	42.446	19.505	279.8	39:16.424
32	3	1:23.233	20.453	43.298	19.482	280.5	44:49.334	29	1	1:22.389	20.249	42.737	19.403	281.2	40:38.813
33	3	1:32.394 B	20.331	44.660	27.403	280.5	46:21.728	30	1	1:23.652	20.599	43.438	19.615	280.5	42:02.465
34	1	3:37.250	2:29.156	47.902	20.192		49:58.978	31	1	1:22.370	20.208	42.668	19.494	278.4	43:24.835
35	1	1:25.879	21.271	44.680	19.928	274.8	51:24.857	32	1	1:22.837	20.409	42.903	19.525	279.8	44:47.672
36	1	1:25.235	20.851	44.241	20.143	277.6	52:50.092	33	1	1:32.781 B	20.595	43.141	29.045	280.5	46:20.453
37	1	1:24.445	20.934	43.604	19.907	277.6	54:14.537	34	2	2:21.425	1:16.727	43.940	20.758		48:41.878
38	1	1:25.435	20.985	44.442	20.008	279.1	55:39.972	35	2	1:26.351	21.353	44.828	20.170	266.7	50:08.229
39	1	1:24.332	20.819	43.805	19.708	274.8	57:04.304	36	2	1:24.432	21.031	43.339	20.062	276.9	51:32.661
40	1	1:23.836	20.678	43.437	19.721	279.1	58:28.140	37	2	1:25.829	20.728	44.775	20.326	279.1	52:58.490
41	1	1:24.284	20.765	43.796	19.723	279.1	59:52.424	38	2	1:33.751 B	22.129	44.289	27.333	279.8	54:32.241
42	1	1:23.566	20.681	43.234	19.651	278.4	1:01:15.990	39	2	6:53.040	5:49.612	43.506	19.922		1:01:25.281
43	1	1:24.805	20.636	44.361	19.808	277.6	1:02:40.795	40	2	1:24.035	21.276	43.110	19.649	277.6	1:02:49.316
44	1	1:23.453	20.607	43.189	19.657	279.8	1:04:04.248	41	2	1:23.925	20.572	43.467	19.886	279.1	1:04:13.241
45	1	1:33.261 B	20.614	43.993	28.654	281.2	1:05:37.509	42	2	1:24.656	20.687	43.896	20.073	278.4	1:05:37.897
46	1	3:32.307	2:29.014	43.356	19.937		1:09:09.816	43	2	1:23.358	20.679	43.063	19.616	279.1	1:07:01.255
47	1	1:22.590	20.456	42.668	19.466	276.9	1:10:32.406	44	2	1:23.142	20.663	42.984	19.495	279.1	1:08:24.397
48	1	1:24.185	20.310	43.843	20.032	281.2	1:11:56.591	45	2	1:23.544	20.537	43.415	19.592	279.8	1:09:47.941
49	1	1:22.772	20.455	42.818	19.499	279.1	1:13:19.363	46	2	1:24.960	20.573	44.658	19.729	279.1	1:11:12.901
50	1	1:22.266	20.292	42.455	19.519	279.1	1:14:41.629	47	2	1:24.475	20.960	43.566	19.949	278.4	1:12:37.376
51	1	1:24.895	21.818	43.170	19.907	281.2	1:16:06.524	48	2	1:23.091	20.594	42.933	19.564	279.1	1:14:00.467
52	1	1:22.056	20.434	42.153	19.469	278.4	1:17:28.580	49	2	1:24.080	21.380	42.994	19.706	280.5	1:15:24.547
53	1	1:30.853 B	20.346	43.407	27.100	278.4	1:18:59.433	50	2	1:24.697	21.791	43.079	19.827	282.0	1:16:49.244
54	1	6:28.832	5:24.906	44.041	19.885		1:25:28.265	51	2	1:23.808	21.217	43.031	19.560	281.2	1:18:13.052
55	1	1:22.089	20.468	42.124	19.497	276.9	1:26:50.354								

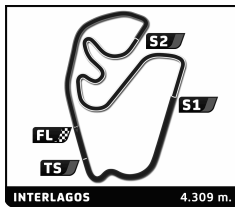


FIA WEC
6 Hours of Sao Paulo
Free Practice 2

Sector Analysis

■ Personal Best ■ Session Best ■ Crossing the finish line in pit lane

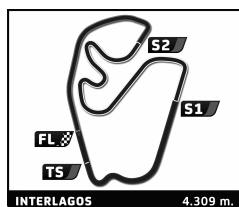
Lap	D	Time	Sector 1	Sector 2	Sector 3	T. Spd	Elapsed	Lap	D	Time	Sector 1	Sector 2	Sector 3	T. Spd	Elapsed
52	2	1:31.909B	20.912	44.106	26.891	280.5	1:19:44.961	47	2	2:54.512	1:49.729	44.829	19.954		1:15:16.700
53	3	2:12.028	1:08.287	43.763	19.978		1:21:56.989	48	2	1:25.810	20.701	44.243	20.866	274.8	1:16:42.510
54	3	1:23.555	20.695	43.258	19.602	278.4	1:23:20.544	49	2	1:24.468	20.744	43.892	19.832	275.5	1:18:06.978
55	3	1:27.056	20.543	46.947	19.566	279.8	1:24:47.600	50	2	1:25.272	22.349	43.008	19.915	276.9	1:19:32.250
56	3	1:24.511	20.592	43.734	20.185	279.1	1:26:12.111	51	2	1:30.215B	20.610	42.768	26.837	275.5	1:21:02.465
57	3	1:26.193	20.928	45.655	19.610	276.2	1:27:38.304	52	2	2:24.275	1:21.482	43.055	19.738		1:23:26.740
58	3	1:23.029	20.557	42.902	19.570	279.1	1:29:01.333	53	2	1:28.194	20.524	46.699	20.971	275.5	1:24:54.934
59	3	1:24.246	20.520	44.058	19.668	280.5	1:30:25.579	54	2	1:22.750	20.549	42.445	19.756	273.4	1:26:17.684
<div style="border: 1px solid black; padding: 5px;"> 8 Toyota Racing Toyota TS030 - Hybrid 1. Anthony DAVIDSON 3. Stéphane SARRAZIN LMP1 2. Sébastien BUEMI </div>								<div style="border: 1px solid black; padding: 5px;"> 12 Rebellion Racing Lola B12/60 Coupé - Toyota 1. Nicolas PROST 3. Mathias BECHE LMP1 2. Nick HEIDFELD </div>							
1	3	1:52.988	44.036	48.591	20.361		1:52.988	1	1	2:01.797	51.181	48.775	21.841		2:01.797
2	3	1:25.358	21.842	43.359	20.157	272.7	3:18.346	2	1	1:28.901	22.990	45.158	20.753	264.7	3:30.698
3	3	1:26.295	21.977	44.185	20.133	272.7	4:44.641	3	1	1:27.303	21.770	44.780	20.753	272.7	4:58.001
4	3	1:24.587	21.174	43.322	20.091	272.0	6:09.228	4	1	1:28.138	21.344	44.954	21.840	274.8	6:26.139
5	3	1:26.232	21.952	43.879	20.401	274.1	7:35.460	5	1	1:26.204	21.411	44.161	20.632	273.4	7:52.343
6	3	1:27.333	21.019	45.024	21.290	274.1	9:02.793	6	1	1:35.984B	21.177	46.093	28.714	275.5	9:28.327
7	3	1:26.745	22.217	44.017	20.511	265.4	10:29.538	7	1	3:31.549	2:23.728	46.398	21.423		12:59.876
8	3	1:25.774	21.002	44.413	20.359	272.0	11:55.312	8	1	1:26.775	21.397	44.561	20.817	272.0	14:26.651
9	3	1:26.697	20.969	44.820	20.908	274.1	13:22.009	9	1	1:26.737	21.381	44.615	20.741	273.4	15:53.388
10	3	1:26.073	20.925	45.124	20.024	274.1	14:48.082	10	1	1:35.709B	21.483	45.086	29.140	274.8	17:29.097
11	3	1:24.083	20.768	43.160	20.155	274.1	16:12.165	11	1	4:28.385	3:22.958	44.604	20.823		21:57.482
12	3	1:23.384	20.665	42.754	19.965	274.1	17:35.549	12	1	1:25.840	21.342	43.936	20.562	273.4	23:23.322
13	3	1:24.823	20.670	44.155	19.998	274.1	19:00.372	13	1	1:27.144	22.023	44.480	20.641	274.8	24:50.466
14	3	1:25.527	20.711	44.814	20.002	273.4	20:25.899	14	1	1:26.999	21.025	45.222	20.752	274.1	26:17.465
15	3	1:24.864	21.166	43.627	20.071	274.1	21:50.763	15	1	1:25.616	21.117	43.981	20.518	272.7	27:43.081
16	3	1:25.278	22.410	42.934	19.934	276.2	23:16.041	16	1	1:26.903	21.169	44.979	20.755	274.1	29:09.984
17	3	1:24.151	20.758	43.402	19.991	274.1	24:40.192	17	1	1:25.169	20.995	43.752	20.422	272.7	30:35.153
18	3	1:23.262	20.823	42.602	19.837	273.4	26:03.454	18	1	1:35.832B	21.089	45.834	28.909	273.4	32:10.985
19	3	1:26.167	21.658	44.573	19.936	275.5	27:29.621	19	2	5:06.091	3:55.121	49.602	21.368		37:17.076
20	3	1:22.981	20.671	42.467	19.843	272.0	28:52.602	20	2	1:28.359	21.744	45.512	21.103	272.7	38:45.435
21	3	1:24.404	20.646	43.888	19.870	273.4	30:17.006	21	2	1:27.445	21.209	45.329	20.907	272.0	40:12.880
22	3	1:23.310	20.697	42.655	19.958	272.7	31:40.316	22	2	1:26.846	21.749	44.296	20.801	272.7	41:39.726
23	3	1:23.658	20.754	42.925	19.979	274.1	33:03.974	23	2	1:27.273	21.082	45.438	20.753	274.1	43:06.999
24	3	1:24.905	21.932	42.982	19.991	272.7	34:28.879	24	2	1:25.070	20.967	43.556	20.547	274.1	44:32.069
25	3	1:23.679	20.523	43.109	20.047	274.1	35:52.558	25	2	1:36.201B	20.934	46.672	28.595	274.1	46:08.270
26	3	1:23.247	20.506	42.737	20.004	272.0	37:15.805	26	2	5:57.746	4:49.176	47.543	21.027		52:06.016
27	3	1:23.637	20.389	43.335	19.913	274.1	38:39.442	27	2	1:24.752	21.028	43.376	20.348	272.0	53:30.768
28	3	1:26.713	20.820	44.868	21.025	274.1	40:06.155	28	2	1:34.899B	20.833	46.148	27.918	274.1	55:05.667
29	3	1:23.405	20.656	42.639	20.110	271.4	41:29.560	29	2	5:39.873	4:33.915	45.086	20.872		1:00:45.540
30	3	1:24.842	21.117	43.321	20.404	274.1	42:54.402	30	2	1:26.442	21.057	44.794	20.591	271.4	1:02:11.982
31	3	1:24.904	21.083	43.021	20.800	273.4	44:19.306	31	2	1:25.076	20.907	43.748	20.421	272.0	1:03:37.058
32	3	1:25.163	21.273	43.461	20.429	273.4	45:44.469	32	2	1:26.092	21.191	44.422	20.479	273.4	1:05:03.150
33	3	1:22.916	20.430	42.667	19.819	272.0	47:07.385	33	2	1:34.963B	21.761	44.442	28.760	274.8	1:06:38.113
34	3	1:34.421B	20.854	43.611	29.956	273.4	48:41.806	34	2	6:37.891	5:21.944	55.296	20.651		1:13:16.004
35	2	7:06.617	6:00.469	45.580	20.568		55:48.423	35	2	1:25.086	21.021	43.591	20.474	274.8	1:14:41.090
36	2	1:25.193	21.178	43.741	20.274	270.7	57:13.616	36	2	1:27.614	22.324	44.432	20.858	274.1	1:16:08.704
37	2	1:24.899	21.498	43.289	20.112	271.4	58:38.515	37	2	1:24.650	20.945	43.216	20.489	274.1	1:17:33.354
38	2	1:31.307B	20.835	43.398	27.074	272.7	1:00:09.822	38	2	1:24.459	20.754	43.282	20.423	273.4	1:18:57.813
39	2	2:09.120	1:03.148	45.993	19.979		1:02:18.942	39	2	1:24.144	20.767	43.055	20.322	273.4	1:20:21.957
40	2	1:24.247	21.156	43.044	20.047	275.5	1:03:43.189	40	2	1:35.342B	21.250	46.492	27.600	274.8	1:21:57.299
41	2	1:27.524	21.516	46.093	19.915	274.1	1:05:10.713	41	3	4:14.661	3:07.287	46.614	20.760		1:26:11.960
42	2	1:26.719	20.857	44.754	21.108	275.5	1:06:37.432	42	3	1:30.317	22.883	46.563	20.871	272.0	1:27:42.277
43	2	1:23.617	20.810	42.884	19.923	266.0	1:08:01.049	43	3	1:26.924	21.634	44.807	20.483	271.4	1:29:09.201
44	2	1:24.088	20.854	42.695	20.539	273.4	1:09:25.137								
45	2	1:22.952	20.541	42.582	19.829	273.4	1:10:48.089								
46	2	1:34.099B	22.048	44.474	27.577	275.5	1:12:22.188								



FIA WEC
6 Hours of Sao Paulo
Free Practice 2
Sector Analysis

■ Personal Best ■ Session Best ■ Crossing the finish line in pit lane

Lap	D	Time	Sector 1	Sector 2	Sector 3	T. Spd	Elapsed	Lap	D	Time	Sector 1	Sector 2	Sector 3	T. Spd	Elapsed
44	3	1:25.371	21.248	43.661	20.462	274.1	1:30:34.572	4	1	1:34.645	23.783	48.976	21.886	255.3	7:01.294
24 OAK Racing Morgan - Nissan 1.Olivier PLA 2.David HEINEMEIER HANSSON 3.Alex BRUNDLE LMP2								5 1 1:34.673 23.804 48.258 22.611 255.3 8:35.967 6 1 1:34.192 23.367 48.632 22.193 254.7 10:10.159 7 1 1:33.516 23.025 48.385 22.106 254.7 11:43.675 8 1 1:34.245 23.506 48.397 22.342 255.9 13:17.920 9 1 1:33.286 23.094 48.356 21.836 255.9 14:51.206 10 1 1:33.449 23.565 47.950 21.934 257.1 16:24.655 11 1 1:32.174 22.913 47.402 21.859 255.3 17:56.829 12 1 1:31.739 22.716 47.137 21.886 255.9 19:28.568 13 1 1:32.073 22.748 47.483 21.842 255.3 21:00.641 14 1 1:31.635 22.709 47.176 21.750 255.3 22:32.276 15 1 1:32.087 22.556 47.671 21.860 257.1 24:04.363 16 1 1:31.535 22.474 47.294 21.767 257.1 25:35.898 17 1 1:33.394 22.666 48.403 22.325 257.1 27:09.292 18 1 1:34.133 23.225 48.310 22.598 251.2 28:43.425 19 1 1:33.575 23.721 47.906 21.948 248.3 30:17.000 20 1 1:41.454B 23.091 47.993 30.370 254.7 31:58.454 21 2 3:39.744 2:26.727 50.522 22.495 35:38.198 22 2 1:32.503 23.140 47.559 21.804 253.5 37:10.701 23 2 1:31.776 22.769 47.236 21.771 255.9 38:42.477 24 2 1:31.023 22.557 46.685 21.781 256.5 40:13.500 25 2 1:41.394B 22.613 49.252 29.529 257.8 41:54.894 26 2 2:34.676 1:23.512 49.452 21.712 44:29.570 27 2 1:29.390 22.249 45.594 21.547 255.3 45:58.960 28 2 1:35.950 22.180 51.932 21.838 259.0 47:34.910 29 2 1:38.864 22.201 54.866 21.797 257.1 49:13.774 30 2 1:29.521 22.137 45.721 21.663 255.9 50:43.295 31 2 1:28.443 21.933 45.209 21.301 255.9 52:11.738 32 2 1:28.589 22.002 45.204 21.383 258.4 53:40.327 33 2 1:37.128B 22.537 45.947 28.644 256.5 55:17.455 34 3 3:54.681 2:43.265 49.419 21.997 59:12.136 35 3 1:30.533 22.664 46.383 21.486 260.2 1:00:42.669 36 3 1:29.722 22.377 45.815 21.530 257.1 1:02:12.391 37 3 1:29.795 22.418 45.944 21.433 257.1 1:03:42.186 38 3 1:32.539 22.744 48.381 21.414 257.1 1:05:14.725 39 3 1:29.642 22.271 46.001 21.370 257.1 1:06:44.367 40 3 1:30.685 22.336 46.896 21.453 258.4 1:08:15.052 41 3 1:29.367 22.263 45.783 21.321 257.1 1:09:44.419 42 3 1:39.055B 22.405 47.511 29.139 257.1 1:11:23.474 43 1 3:40.043 2:29.584 48.639 21.820 1:15:03.517 44 1 1:32.459 22.612 47.241 22.606 255.9 1:16:35.976 45 1 1:31.100 22.635 46.779 21.686 252.9 1:18:07.076 46 1 1:32.132 23.839 46.651 21.642 257.1 1:19:39.208 47 1 1:30.795 22.458 46.784 21.553 256.5 1:21:10.003 48 1 1:30.648 22.551 46.529 21.568 255.9 1:22:40.651 49 1 1:30.576 22.424 46.553 21.599 257.1 1:24:11.227 50 1 1:33.431 22.382 49.417 21.632 255.9 1:25:44.658 51 1 1:31.878 22.290 47.809 21.779 257.1 1:27:16.536 52 1 1:32.784 22.351 48.677 21.756 256.5 1:28:49.320 53 1 1:30.504 22.466 46.484 21.554 255.9 1:30:19.824							
25 Delta-ADR Oreca 03 - Nissan 1.Tor GRAVES 2.James WALKER 3.Robbie KERR LMP2								26 G-Drive Racing Oreca 03 - Nissan 1.Roman RUSINOV 2.John MARTIN 3.Mike CONWAY LMP2							
1	1	2:12.272	52.391	57.102	22.779		2:12.272	1	3	1:35.244	25.095	48.446	21.703		1:35.244
2	1	1:37.415	24.852	50.273	22.290	252.9	3:49.687	2	3	1:31.856	22.808	47.237	21.811	253.5	3:07.100
3	1	1:36.962	23.637	50.466	22.859	256.5	5:26.649	3	3	1:30.944	22.670	46.635	21.639	256.5	4:38.044
								4	3	1:30.802	22.621	46.561	21.620	257.1	6:08.846



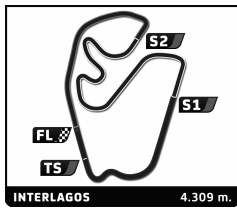
FIA WEC
6 Hours of Sao Paulo
Free Practice 2
Sector Analysis

Personal Best Session Best B Crossing the finish line in pit lane

Lap	D	Time	Sector 1	Sector 2	Sector 3	T. Spd	Elapsed	Lap	D	Time	Sector 1	Sector 2	Sector 3	T. Spd	Elapsed
5	3	1:31.899	22.665	47.289	21.945	257.8	7:40.745	25	1	1:34.054	23.495	48.555	22.004	260.2	57:36.761
6	3	1:39.570 B	22.623	48.223	28.724	259.0	9:20.315	26	1	1:35.189	23.984	49.029	22.176	260.2	59:11.950
7	3	4:56.112	3:47.134	47.259	21.719		14:16.427	27	1	1:34.935	23.934	48.737	22.264	260.9	1:00:46.885
8	3	1:31.880	22.490	47.667	21.723	257.1	15:48.307	28	1	1:35.694	23.525	50.013	22.156	262.1	1:02:22.579
9	3	1:37.833 B	22.493	46.811	28.529	255.9	17:26.140	29	1	1:48.430 B	23.663	49.969	34.798	261.5	1:04:11.009
10	3	30:10.061	...	50.195	21.957		47:36.201	30	2	10:29.128	9:18.194	48.868	22.066		1:14:40.137
11	3	1:30.579	22.551	46.284	21.744	252.9	49:06.780	31	2	1:33.013	23.353	47.892	21.768	259.0	1:16:13.150
12	3	1:41.406 B	23.381	47.649	30.376	256.5	50:48.186	32	2	1:30.622	22.560	46.483	21.579	259.6	1:17:43.772
13	3	3:13.381	2:04.229	47.877	21.275		54:01.567	33	2	1:30.130	22.391	46.341	21.398	259.0	1:19:13.902
14	3	1:27.642	22.044	44.448	21.150	257.1	55:29.209	34	2	1:33.814	22.353	49.281	22.180	260.9	1:20:47.716
15	3	1:27.745	21.754	44.837	21.154	258.4	56:56.954	35	2	1:31.015	22.574	46.976	21.465	261.5	1:22:18.731
16	3	1:34.363 B	21.676	44.491	28.196	257.8	58:31.317	36	2	1:29.494	22.127	46.085	21.282	262.8	1:23:48.225
17	2	4:42.758	3:33.163	47.966	21.629		1:03:14.075	37	2	1:38.747 B	22.131	46.802	29.814	262.8	1:25:26.972
18	2	1:32.902	22.570	48.345	21.987	257.1	1:04:46.977								
19	2	1:28.928	22.340	45.259	21.329	255.9	1:06:15.905								
20	2	1:28.456	22.069	45.096	21.291	257.8	1:07:44.361								
21	2	1:28.616	21.875	45.396	21.345	257.1	1:09:12.977								
22	2	1:31.707	21.887	48.360	21.460	259.0	1:10:44.684								
23	2	1:28.407	21.835	45.246	21.326	257.8	1:12:13.091								
24	2	1:30.783	22.420	46.509	21.854	260.2	1:13:43.874								
25	2	1:28.793	21.898	45.482	21.413	256.5	1:15:12.667								
26	2	1:38.671 B	22.994	45.862	29.815	260.2	1:16:51.338								
27	2	3:48.454	2:39.207	47.074	22.173		1:20:39.792								
28	2	1:29.034	22.041	45.591	21.402	255.9	1:22:08.826								
29	2	1:28.735	22.065	45.278	21.392	257.8	1:23:37.561								
30	2	1:29.420	21.933	46.111	21.376	258.4	1:25:06.981								
31	2	1:32.380	23.211	47.253	21.916	259.6	1:26:39.361								
32	2	1:28.735	21.986	45.431	21.318	258.4	1:28:08.096								
33	2	1:28.684	22.044	45.278	21.362	260.2	1:29:36.780								
34	2	1:29.417	21.893	46.072	21.452	258.4	1:31:06.197								

Lap	D	Time	Sector 1	Sector 2	Sector 3	T. Spd	Elapsed	Lap	D	Time	Sector 1	Sector 2	Sector 3	T. Spd	Elapsed
1	2	2:10.285	53.451	54.522	22.312		2:10.285	1	1	1:47.892	35.873	50.144	21.875		1:47.892
2	2	1:34.674	23.708	48.688	22.278	259.6	3:44.959	2	1	1:31.208	22.864	46.540	21.804	258.4	3:19.100
3	2	1:32.882	23.245	47.742	21.895	260.2	5:17.841	3	1	1:31.489	22.487	46.460	22.542	260.2	4:50.589
4	2	1:31.368	22.893	46.773	21.702	260.2	6:49.209	4	1	1:30.241	22.321	46.498	21.422	258.4	6:20.830
5	2	1:42.499 B	22.918	48.147	31.434	261.5	8:31.708	5	1	1:29.599	22.216	45.950	21.433	260.9	7:50.429
6	2	6:53.594	5:43.024	48.989	21.581		15:25.302	6	1	1:29.765	22.226	46.095	21.444	260.9	9:20.194
7	2	1:31.359	22.691	47.125	21.543	260.9	16:56.661	7	1	1:30.276	22.484	46.444	21.348	260.9	10:50.470
8	2	1:32.925	22.519	48.874	21.532	264.1	18:29.586	8	1	1:32.167	22.337	47.582	22.248	262.1	12:22.637
9	2	1:40.511 B	22.614	47.078	30.819	262.8	20:10.097	9	1	1:39.185 B	22.421	47.523	29.241	254.1	14:01.822
10	2	7:34.528	6:20.828	51.791	21.909		27:44.625	10	3	12:38.893	...	48.886	22.151		26:40.715
11	2	1:30.121	22.565	46.074	21.482	262.1	29:14.746	11	3	1:32.125	22.671	47.113	22.341	258.4	28:12.840
12	2	1:29.675	22.315	45.914	21.446	260.9	30:44.421	12	3	1:32.203	23.329	46.973	21.901	260.2	29:45.043
13	2	1:29.332	22.192	45.716	21.424	261.5	32:13.753	13	3	1:31.292	22.623	46.965	21.704	259.0	31:16.335
14	2	1:31.775	22.329	47.586	21.860	261.5	33:45.528	14	3	1:31.524	22.633	47.400	21.491	259.0	32:47.859
15	2	1:32.510	22.333	48.733	21.444	262.8	35:18.038	15	3	1:41.036 B	22.700	46.478	31.858	261.5	34:28.895
16	2	1:35.642	22.093	51.935	21.614	261.5	36:53.680	16	3	13:03.449	...	51.371	21.887		47:32.344
17	2	1:32.287	22.149	48.537	21.601	262.1	38:25.967	17	3	1:33.187	22.639	48.365	22.183	260.2	49:05.531
18	2	1:30.191	22.138	46.637	21.416	262.1	39:56.158	18	3	1:33.323	24.354	47.319	21.650	262.1	50:38.854
19	2	1:43.155 B	22.147	49.479	31.529	262.1	41:39.313	19	3	1:30.342	22.399	46.324	21.619	260.2	52:09.196
20	1	7:58.910	6:42.414	53.402	23.094		49:38.223	20	3	1:37.458 B	22.285	46.281	28.892	260.2	53:46.654
21	1	1:38.024	25.393	50.182	22.449	257.1	51:16.247	21	2	14:56.272	...	48.167	21.833		1:08:42.926
22	1	1:35.660	23.769	49.269	22.622	257.8	52:51.907	22	2	1:31.919	22.770	47.521	21.628	258.4	1:10:14.845
23	1	1:36.332	24.036	48.932	23.364	258.4	54:28.239	23	2	1:31.239	22.888	46.875	21.476	260.2	1:11:46.084
24	1	1:34.468	23.821	48.614	22.033	258.4	56:02.707	24	2	1:29.789	22.233	46.101	21.455	259.0	1:13:15.873

Lap	D	Time	Sector 1	Sector 2	Sector 3	T. Spd	Elapsed	Lap	D	Time	Sector 1	Sector 2	Sector 3	T. Spd	Elapsed
1	1	3:03.818	1:46.169	55.744	21.905		3:03.818	1	1	1:28.984	22.482	45.276	21.226	255.9	4:32.802
2	1	1:28.984	22.482	45.276	21.226	255.9	4:32.802	2	1	1:28.468	21.978	45.131	21.359	259.6	6:01.270



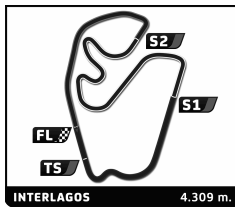
FIA WEC
6 Hours of Sao Paulo
Free Practice 2
Sector Analysis

■ Personal Best ■ Session Best ■ Crossing the finish line in pit lane

Lap	D	Time	Sector 1	Sector 2	Sector 3	T. Spd	Elapsed	Lap	D	Time	Sector 1	Sector 2	Sector 3	T. Spd	Elapsed
4	1	1:32.813	21.989	48.692	22.132	260.9	7:34.083	13	3	1:30.504	22.055	46.575	21.874	252.3	21:33.160
5	1	1:38.934	21.890	47.078	29.966	259.6	9:13.017	14	3	1:29.034	22.171	45.404	21.459	252.3	23:02.194
6	1	5:19.681	4:04.601	53.597	21.483		14:32.698	15	3	1:37.253	22.065	45.507	29.681	252.3	24:39.447
7	1	1:28.599	22.020	45.233	21.346	260.2	16:01.297	16	2	3:49.974	2:39.232	48.678	22.064		28:29.421
8	1	1:28.251	21.975	45.027	21.249	260.9	17:29.548	17	2	1:31.839	22.820	47.075	21.944	248.3	30:01.260
9	1	1:28.014	21.962	44.885	21.167	261.5	18:57.562	18	2	1:30.826	22.651	46.282	21.893	249.4	31:32.086
10	1	1:38.444	21.831	47.604	29.009	261.5	20:36.006	19	2	1:31.400	22.476	46.728	22.196	250.6	33:03.486
11	2	4:02.775	2:54.069	47.022	21.684		24:38.781	20	2	1:32.529	24.301	46.366	21.862	248.8	34:36.015
12	2	1:30.745	22.286	46.805	21.654	258.4	26:09.526	21	2	1:30.577	22.656	46.156	21.765	252.3	36:06.592
13	2	1:30.875	22.279	46.933	21.663	258.4	27:40.401	22	2	1:40.894	22.584	46.860	31.450	252.9	37:47.486
14	2	1:30.259	22.328	46.094	21.837	259.0	29:10.660	23	2	3:34.434	2:25.546	47.141	21.747		41:21.920
15	2	1:30.489	22.423	46.475	21.591	259.6	30:41.149	24	2	1:31.463	22.622	46.948	21.893	251.2	42:53.383
16	2	1:29.952	22.243	46.062	21.647	259.0	32:11.101	25	2	1:31.051	22.668	46.537	21.846	250.0	44:24.434
17	2	1:41.492	22.103	47.699	31.690	259.6	33:52.593	26	2	1:34.489	22.656	49.543	22.290	251.2	45:58.923
18	2	6:46.442	5:36.616	47.779	22.047		40:39.035	27	2	1:31.833	22.865	47.146	21.822	249.4	47:30.756
19	2	1:30.587	22.645	46.231	21.711	257.8	42:09.622	28	2	1:33.840	22.560	48.633	22.647	252.3	49:04.596
20	2	1:31.556	22.222	47.326	22.008	259.6	43:41.178	29	2	1:41.392	22.761	46.974	31.657	249.4	50:45.988
21	2	1:29.848	22.356	45.945	21.547	258.4	45:11.026	30	1	3:18.922	2:05.419	51.153	22.350		54:04.910
22	2	1:29.876	22.237	45.984	21.655	259.6	46:40.902	31	1	1:35.732	23.905	48.668	23.159	249.4	55:40.642
23	2	1:30.184	22.052	46.362	21.770	259.6	48:11.086	32	1	1:34.024	23.568	48.147	22.309	248.3	57:14.666
24	2	1:39.131	22.294	46.243	30.594	259.0	49:50.217	33	1	1:34.196	23.400	48.479	22.317	250.6	58:48.862
25	2	3:56.516	2:48.058	46.917	21.541		53:46.733	34	1	1:32.859	23.294	47.467	22.098	248.3	1:00:21.721
26	2	1:30.030	22.262	46.158	21.610	260.2	55:16.763	35	1	1:32.686	23.201	47.488	21.997	249.4	1:01:54.407
27	2	1:29.749	22.314	45.813	21.622	260.9	56:46.512	36	1	1:32.899	23.171	47.689	22.039	251.7	1:03:27.306
28	2	1:42.038	22.156	47.991	31.891	259.6	58:28.550	37	1	1:34.480	23.204	49.035	22.241	251.7	1:05:01.786
29	3	5:11.379	4:01.889	47.932	21.558		1:03:39.929	38	1	1:47.618	23.419	49.652	34.547	251.7	1:06:49.404
30	3	1:29.725	22.498	45.807	21.420	260.2	1:05:09.654	39	3	5:39.690	4:28.694	48.499	22.497		1:12:29.094
31	3	1:29.844	21.972	46.503	21.369	262.1	1:06:39.498	40	3	1:30.595	22.860	46.057	21.678	246.6	1:13:59.689
32	3	1:32.167	22.216	47.824	22.127	262.1	1:08:11.665	41	3	1:29.966	22.471	45.962	21.533	250.0	1:15:29.655
33	3	1:29.057	22.222	45.609	21.226	260.9	1:09:40.722	42	3	1:31.892	22.270	47.450	22.172	251.7	1:17:01.547
34	3	1:28.937	22.057	45.490	21.390	262.8	1:11:09.659	43	3	1:29.514	22.362	45.556	21.596	249.4	1:18:31.061
35	3	1:28.757	22.204	45.325	21.228	260.2	1:12:38.416	44	3	1:31.388	22.235	47.296	21.857	252.3	1:20:02.449
36	3	1:42.681	21.992	47.343	33.346	262.1	1:14:21.097	45	3	1:30.092	22.325	46.073	21.694	252.9	1:21:32.541
37	3	3:33.921	2:26.087	46.466	21.368		1:17:55.018	46	3	1:39.735	23.115	46.999	29.621	253.5	1:23:12.276
38	3	1:28.907	22.141	45.527	21.239	260.9	1:19:23.925	47	3	4:26.820	3:17.279	47.796	21.745		1:27:39.096
39	3	1:29.708	22.122	45.412	22.174	261.5	1:20:53.633	48	3	1:29.935	22.459	45.650	21.826	250.0	1:29:09.031
40	3	1:29.100	22.229	45.521	21.350	261.5	1:22:22.733	49	3	1:30.252	22.441	46.185	21.626	251.7	1:30:39.283
41	3	1:29.557	22.819	45.512	21.226	263.4	1:23:52.290								
42	3	1:28.598	22.018	45.405	21.175	261.5	1:25:20.888								
43	3	1:28.488	21.949	45.346	21.193	262.8	1:26:49.376								
44	3	1:29.871	22.011	46.563	21.297	264.7	1:28:19.247								
45	3	1:40.187	22.430	45.954	31.803	264.1	1:29:59.434								

41 Greaves Motorsport		3 Björn WIRDHEIM		Zytek Z11SN - Nissan			
1.Christian ZUGEL				LMP2			
2.Gunnar JEANNETTE							
1	3	1:52.874	39.216	51.479	22.179	1:52.874	
2	3	1:33.195	23.708	47.682	21.805	244.9	3:26.069
3	3	1:30.114	22.649	45.978	21.487	248.3	4:56.183
4	3	1:31.363	23.280	46.452	21.631	252.3	6:27.546
5	3	1:29.047	22.357	45.226	21.464	252.9	7:56.593
6	3	1:28.998	22.117	45.430	21.451	252.3	9:25.591
7	3	1:29.191	22.156	45.279	21.756	252.3	10:54.782
8	3	1:41.980	22.227	49.284	30.469	253.5	12:36.762
9	3	2:49.966	1:41.159	47.350	21.457		15:26.728
10	3	1:30.982	22.641	46.436	21.905	252.3	16:57.710
11	3	1:34.219	22.332	49.988	21.899	252.3	18:31.929
12	3	1:30.727	22.238	46.619	21.870	251.2	20:02.656

45 OAK Racing		3.Keiko IHARA		Morgan - Nissan			
1.Jacques NICOLET				LMP2			
2.Jean-Marc MERLIN							
1	2	2:26.189	1:08.914	54.120	23.155	2:26.189	
2	2	1:37.107	24.254	50.448	22.405	246.0	4:03.296
3	2	1:37.760	23.436	51.996	22.328	252.3	5:41.056
4	2	1:35.056	23.444	49.555	22.057	253.5	7:16.112
5	2	1:34.524	23.538	49.038	21.948	257.1	8:50.636
6	2	1:34.217	23.582	48.630	22.005	254.1	10:24.853
7	2	1:49.958	23.149	51.647	35.162	257.1	12:14.811
8	2	3:18.153	1:59.221	56.167	22.765		15:32.964
9	2	1:36.235	23.223	50.911	22.101	254.7	17:09.199
10	2	1:33.615	23.564	48.194	21.857	253.5	18:42.814
11	2	1:33.432	23.101	48.508	21.823	256.5	20:16.246
12	2	1:34.150	23.058	48.508	22.584	256.5	21:50.396
13	2	1:35.575	23.939	49.578	22.058	254.7	23:25.971
14	2	1:33.106	22.939	48.411	21.756	257.8	24:59.077
15	2	1:34.393	23.130	49.028	22.235	257.8	26:33.470
16	2	1:59.455	23.681	56.510	39.264	253.5	28:32.925
17	3	5:16.278	3:59.253	54.201	22.824		33:49.203



FIA WEC
6 Hours of Sao Paulo
Free Practice 2
Sector Analysis

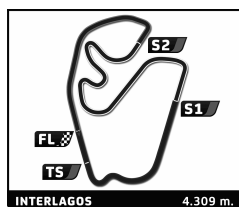
Personal Best Session Best B Crossing the finish line in pit lane

Lap	D	Time	Sector 1	Sector 2	Sector 3	T. Spd	Elapsed	Lap	D	Time	Sector 1	Sector 2	Sector 3	T. Spd	Elapsed
18	3	1:36.301	23.879	49.821	22.601	252.9	35:25.504	38	2	1:38.698 B	22.868	46.612	29.218	234.8	1:08:16.078
19	3	1:34.668	23.711	48.680	22.277	253.5	37:00.172	39	3	3:01.748	1:50.034	49.978	21.736		1:11:17.826
20	3	1:33.280	23.066	48.161	22.053	255.9	38:33.452	40	3	1:30.991	22.294	47.219	21.478	258.4	1:12:48.817
21	3	1:34.564	23.654	47.713	23.197	259.0	40:08.016	41	3	1:29.465	22.286	45.716	21.463	257.8	1:14:18.282
22	3	1:32.567	22.926	47.380	22.261	256.5	41:40.583	42	3	1:29.085	22.195	45.529	21.361	259.0	1:15:47.367
23	3	1:32.785	22.816	47.639	22.330	256.5	43:13.368	43	3	1:29.195	21.878	45.889	21.428	259.6	1:17:16.562
24	3	1:32.597	22.914	47.749	21.934	257.1	44:45.965	44	3	1:29.149	22.059	45.752	21.338	259.6	1:18:45.711
25	3	1:33.884	22.929	48.801	22.154	257.1	46:19.849	45	3	1:30.262	22.482	45.905	21.875	262.8	1:20:15.973
26	3	1:33.021	22.809	47.670	22.542	254.7	47:52.870	46	3	1:37.969 B	22.244	45.876	29.849	258.4	1:21:53.942
27	3	1:32.289	22.925	47.467	21.897	253.5	49:25.159	47	3	2:17.881	1:10.399	46.079	21.403		1:24:11.823
28	3	1:51.656	27.749	1:00.954	22.953	260.2	51:16.815	48	3	1:30.315	22.261	46.737	21.317	260.9	1:25:42.138
29	3	1:37.465	24.948	50.207	22.310	256.5	52:54.280	49	3	1:29.817	21.986	46.220	21.611	260.9	1:27:11.955
30	3	1:34.664	23.141	48.796	22.727	255.9	54:28.944	50	3	1:29.540	21.978	46.200	21.362	260.2	1:28:41.495
31	3	1:37.311	23.663	51.032	22.616	254.1	56:06.255	51	3	1:29.368	21.954	46.096	21.318	260.9	1:30:10.863
32	3	1:32.472	22.710	47.937	21.825	257.8	57:38.727								
33	3	1:45.533 B	23.163	51.412	30.958	258.4	59:24.260								
34	1	31:44.958	...	50.552	22.583		1:31:09.218								

49		Pecom Racing		Oreca 03 - Nissan		
		1. Luis PEREZ COMPANC	3. Pierre KAFFER	LMP2		
		2. Nicolas MINASSIAN				
1	3	2:24.447	1:10.276	51.900	22.271	2:24.447
2	3	1:34.032	23.422	48.536	22.074	3:58.479
3	3	1:32.921	23.081	47.982	21.858	5:31.400
4	3	1:34.084	23.228	48.665	22.191	7:05.484
5	3	1:41.634 B	22.944	48.636	30.054	8:47.118
6	1	4:26.047	3:14.440	49.834	21.773	13:13.165
7	1	1:32.145	22.948	47.147	22.050	14:45.310
8	1	1:32.130	22.748	47.343	22.039	16:17.440
9	1	1:31.983	22.584	47.191	22.208	17:49.423
10	1	1:31.315	22.783	46.982	21.550	19:20.738
11	1	1:30.622	22.446	46.589	21.587	20:51.360
12	1	1:30.659	22.359	46.771	21.529	22:22.019
13	1	1:33.576	22.508	49.347	21.721	23:55.595
14	1	1:31.501	22.341	47.652	21.508	25:27.096
15	1	1:31.455	22.390	47.519	21.546	26:58.551
16	1	1:31.252	22.470	47.163	21.619	28:29.803
17	1	1:31.964	22.893	47.395	21.676	30:01.767
18	1	1:31.082	22.473	47.037	21.572	31:32.849
19	1	1:30.739	22.373	46.788	21.578	33:03.588
20	1	1:30.922	22.544	46.876	21.502	34:34.510
21	1	1:30.350	22.153	46.704	21.493	36:04.860
22	1	1:30.105	22.400	46.309	21.396	37:34.965
23	1	1:40.743 B	23.282	47.719	29.742	39:15.708
24	2	5:45.952	4:36.275	47.862	21.815	45:01.660
25	2	1:33.326	23.324	47.594	22.408	46:34.986
26	2	1:30.734	22.576	46.491	21.667	48:05.720
27	2	1:41.026 B	22.386	47.501	31.139	49:46.746
28	2	3:13.687	2:03.707	47.694	22.286	53:00.433
29	2	1:33.346	22.335	48.825	22.186	54:33.779
30	2	1:31.807	22.404	47.397	22.006	56:05.586
31	2	1:31.277	22.204	47.249	21.824	57:36.863
32	2	1:29.558	22.357	45.805	21.396	59:06.421
33	2	1:29.806	22.177	46.259	21.370	1:00:36.227
34	2	1:29.196	22.052	45.723	21.421	1:02:05.423
35	2	1:29.283	22.058	45.775	21.450	1:03:34.706
36	2	1:30.369	22.044	46.821	21.504	1:05:05.075
37	2	1:32.305	22.292	47.631	22.382	1:06:37.380

50		Larbre Competition		Chevrolet Corvette C6-ZR1		
		1. Patrick BORNHAUSER	3. Fernando REES	LMGTE Am		
		2. Julien CANAL				
1	2	5:43.684	4:24.023	56.001	23.660	5:43.684
2	2	1:40.360	24.655	52.543	23.162	7:24.044
3	2	1:37.936	24.230	50.595	23.111	9:01.980
4	2	1:48.541 B	24.374	52.980	31.187	10:50.521
5	2	2:52.723	1:37.652	52.085	22.986	13:43.244
6	2	1:36.093	23.985	49.232	22.876	15:19.337
7	2	1:35.788	23.771	49.282	22.735	16:55.125
8	2	1:39.007	23.666	52.097	23.244	18:34.132
9	2	1:35.206	23.672	48.801	22.733	20:09.338
10	2	1:44.107 B	23.789	50.390	29.928	21:53.445
11	1	4:39.109	3:22.245	53.425	23.439	26:32.554
12	1	1:38.946	24.890	51.050	23.006	28:11.500
13	1	1:38.003	24.672	50.334	22.997	29:49.503
14	1	1:37.390	24.230	50.244	22.916	31:26.893
15	1	1:37.132	24.278	49.809	23.045	33:04.025
16	1	1:41.267	25.807	52.329	23.131	34:45.292
17	1	1:36.569	24.008	49.704	22.857	36:21.861
18	1	1:52.538 B	24.309	54.213	34.016	38:14.399
19	1	4:28.838	3:12.177	53.523	23.138	42:43.237
20	1	1:38.357	24.647	50.393	23.317	44:21.594
21	1	1:38.260	24.305	50.641	23.314	45:59.854
22	1	1:38.279	24.222	51.053	23.004	47:38.133
23	1	1:37.764	24.002	50.762	23.000	49:15.897
24	1	1:36.523	24.079	49.495	22.949	50:52.420
25	1	1:36.628	24.123	49.708	22.797	52:29.048
26	1	1:50.949 B	24.614	52.092	34.243	54:19.997
27	3	7:26.150	6:10.504	52.556	23.090	1:01:46.147
28	3	1:36.829	23.789	49.678	23.362	1:03:22.976
29	3	1:35.854	23.640	49.444	22.770	1:04:58.830
30	3	1:41.462	24.931	52.963	23.568	1:06:40.292
31	3	1:37.573	24.228	50.452	22.893	1:08:17.865
32	3	1:36.288	23.782	49.685	22.821	1:09:54.153
33	3	1:35.882	23.611	49.447	22.824	1:11:30.035
34	3	1:46.295 B	23.729	51.046	31.520	1:13:16.330

51		AF Corse		Ferrari F458 Italia		
		1. Gianmaria BRUNI		LMGTE Pro		
		2. Giancarlo FISICHELLA				
1	2	2:01.162	44.600	53.314	23.248	2:01.162
2	2	1:36.888	24.078	49.953	22.857	3:38.050
3	2	1:35.849	23.710	49.353	22.786	5:13.899



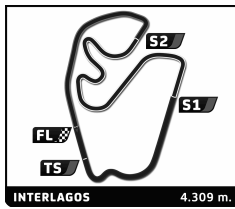
FIA WEC
6 Hours of Sao Paulo
Free Practice 2
Sector Analysis

■ Personal Best ■ Session Best ■ Crossing the finish line in pit lane

Lap	D	Time	Sector 1	Sector 2	Sector 3	T. Spd	Elapsed	Lap	D	Time	Sector 1	Sector 2	Sector 3	T. Spd	Elapsed
4	2	1:35.671	23.614	49.138	22.919	250.6	6:49.570	9	1	1:46.540	26.672	54.995	24.873	244.3	20:25.950
5	2	1:36.135	23.840	49.424	22.871	251.7	8:25.705	10	1	1:49.867	27.512	56.118	26.237	236.8	22:15.817
6	2	1:35.809	23.644	49.386	22.779	251.2	10:01.514	11	1	2:00.848 B	27.651	56.969	36.228	216.9	24:16.665
7	2	1:35.735	23.591	49.364	22.780	251.2	11:37.249	12	1	23:36.838	...	56.282	24.864	...	47:53.503
8	2	1:35.687	23.554	49.319	22.814	251.2	13:12.936	13	1	1:47.102	26.336	55.304	25.462	232.8	49:40.605
9	2	1:35.983	23.806	49.327	22.850	251.2	14:48.919	14	1	1:45.340	26.783	54.352	24.205	233.8	51:25.945
10	2	1:35.747	23.638	49.349	22.760	252.9	16:24.666	15	1	1:43.563	25.984	53.682	23.897	241.1	53:09.508
11	2	1:35.770	23.879	49.203	22.688	251.7	18:00.436	16	1	1:42.026	25.699	52.710	23.617	244.9	54:51.534
12	2	1:35.511	23.566	49.257	22.688	252.3	19:35.947	17	1	1:42.360	26.017	52.740	23.603	246.0	56:33.894
13	2	1:35.722	23.528	49.490	22.704	251.7	21:11.669	18	1	1:42.038	25.714	52.694	23.630	245.5	58:15.932
14	2	1:35.964	23.634	49.618	22.712	252.3	22:47.633	19	1	1:43.107	25.681	53.616	23.810	246.0	59:59.039
15	2	1:35.579	23.674	49.240	22.665	252.3	24:23.212	20	1	1:41.611	25.465	52.655	23.491	246.0	1:01:40.650
16	2	1:35.320	23.454	49.167	22.699	252.3	25:58.532	21	1	1:53.045 B	25.495	52.548	35.002	247.1	1:03:33.695
17	2	1:43.615 B	23.599	49.433	30.583	251.7	27:42.147	22	1	3:46.718	2:27.985	54.689	24.044	...	1:07:20.413
18	2	10:35.702	9:20.643	52.134	22.925	...	38:17.849	23	1	1:42.546	25.706	52.849	23.991	244.3	1:09:02.959
19	2	1:35.277	23.588	48.907	22.782	247.7	39:53.126	24	1	1:43.345	25.509	53.560	24.276	243.2	1:10:46.304
20	2	1:35.143	23.523	48.742	22.878	248.8	41:28.269	25	1	1:51.935 B	25.552	52.631	33.752	241.6	1:12:38.239
21	2	1:34.689	23.527	48.479	22.683	248.3	43:02.958	26	3	4:42.985	3:20.359	58.755	23.871	...	1:17:21.224
22	2	1:34.755	23.389	48.579	22.787	248.8	44:37.713	27	3	1:41.932	25.589	53.055	23.288	240.0	1:19:03.156
23	2	1:35.472	23.337	48.959	23.176	249.4	46:13.185	28	3	1:39.515	24.636	51.316	23.563	244.3	1:20:42.671
24	2	1:34.693	23.404	48.695	22.594	251.2	47:47.878	29	3	1:38.875	24.329	51.415	23.131	244.9	1:22:21.546
25	2	1:34.336	23.277	48.455	22.604	251.2	49:22.214	30	3	1:37.456	24.292	50.292	22.872	246.6	1:23:59.002
26	2	1:41.779 B	23.244	48.487	30.048	251.7	51:03.993	31	3	1:37.502	24.148	50.399	22.955	246.6	1:25:36.504
27	1	3:32.365	2:20.432	49.326	22.607	...	54:36.358	32	3	1:36.950	24.193	49.655	23.102	246.0	1:27:13.454
28	1	1:34.689	23.450	48.710	22.529	251.2	56:11.047	33	3	1:38.491	23.839	51.646	23.006	247.7	1:28:51.945
29	1	1:34.761	23.439	48.800	22.522	252.3	57:45.808	34	3	1:37.014	24.197	49.879	22.938	247.7	1:30:28.959
30	1	1:36.543	23.655	49.809	23.079	251.2	59:22.351								
31	1	1:34.230	23.376	48.352	22.502	251.2	1:00:56.581								
32	1	1:34.303	23.350	48.488	22.465	251.2	1:02:30.884								
33	1	1:34.283	23.222	48.464	22.597	252.3	1:04:05.167								
34	1	1:35.533	23.924	48.830	22.779	252.3	1:05:40.700								
35	1	1:37.020	23.460	50.916	22.644	251.2	1:07:17.720								
36	1	1:34.915	23.428	48.771	22.716	250.6	1:08:52.635								
37	1	1:34.629	23.459	48.476	22.694	250.0	1:10:27.264								
38	1	1:44.197 B	23.509	50.137	30.551	250.6	1:12:11.461								
39	1	3:00.770	1:49.012	49.146	22.612	...	1:15:12.231								
40	1	1:35.259	23.534	49.100	22.625	250.0	1:16:47.490								
41	1	1:35.076	23.459	48.763	22.854	251.2	1:18:22.566								
42	1	1:34.874	23.506	48.717	22.651	249.4	1:19:57.440								
43	1	1:34.593	23.465	48.468	22.660	250.0	1:21:32.033								
44	1	1:34.883	23.509	48.851	22.523	250.0	1:23:06.916								
45	1	1:34.540	23.427	48.527	22.586	251.2	1:24:41.456								
46	1	1:37.012	23.297	51.161	22.554	251.2	1:26:18.468								
47	1	1:34.575	23.384	48.557	22.634	252.3	1:27:53.043								
48	1	1:36.232	23.293	49.426	23.513	252.3	1:29:29.275								
49	1	1:42.500 B	23.431	48.917	30.152	252.3	1:31:11.775								

61		AF Corse	3.Marco CIOCI			Ferrari F458 Italia	
		1.Jack GERBER				LMGTE Am	
		2.Matt GRIFFIN					
1	2	2:01.887	43.171	55.197	23.519	2:01.887	
2	2	1:38.898	24.588	51.258	23.052	246.6	3:40.785
3	2	1:37.450	24.252	50.131	23.067	247.7	5:18.235
4	2	1:37.011	24.211	49.861	22.939	248.8	6:55.246
5	2	1:36.895	24.151	49.739	23.005	248.8	8:32.141
6	2	1:47.609 B	23.947	51.140	32.522	248.8	10:19.750
7	2	3:10.392	1:57.400	50.134	22.858	...	13:30.142
8	2	1:36.126	23.977	49.310	22.839	248.8	15:06.268
9	2	1:36.335	23.718	49.917	22.700	250.0	16:42.603
10	2	1:39.267	23.667	52.554	23.046	250.6	18:21.870
11	2	1:36.651	24.075	49.778	22.798	248.8	19:58.521
12	2	1:36.818	23.821	49.971	23.026	249.4	21:35.339
13	2	1:36.150	23.804	49.560	22.786	250.6	23:11.489
14	2	1:35.825	23.766	49.232	22.827	250.6	24:47.314
15	2	1:45.545 B	23.746	50.181	31.618	249.4	26:32.859
16	1	4:48.789	3:28.844	56.204	23.741	...	31:21.648
17	1	1:42.096	25.103	53.562	23.431	245.5	33:03.744
18	1	1:43.894	26.923	53.479	23.492	241.1	34:47.638
19	1	1:42.205	24.765	53.471	23.969	247.7	36:29.843
20	1	1:40.467	24.883	52.210	23.374	249.4	38:10.310
21	1	1:40.676	24.930	52.237	23.509	247.7	39:50.986
22	1	1:40.677	24.989	52.435	23.253	246.6	41:31.663
23	1	1:42.091	24.870	53.321	23.900	248.3	43:13.754
24	1	1:41.294	25.014	52.722	23.558	242.2	44:55.048
25	1	1:41.024	24.884	52.265	23.875	247.1	46:36.072
26	1	2:04.724 B	25.542	58.926	40.256	244.3	48:40.796
27	1	6:52.403	5:27.340	1:01.586	23.477	...	55:33.199
28	1	1:38.663	24.396	51.121	23.146	245.5	57:11.862

57		Krohn Racing	3.Maurizio MEDIANI			Ferrari F458 Italia	
		1.Tracy KROHN				LMGTE Am	
		2.Niclas JONSSON					
1	1	2:04.425	44.027	55.959	24.439	2:04.425	
2	1	1:41.797	25.485	52.760	23.552	232.8	3:46.222
3	1	1:41.308	25.000	52.433	23.875	247.1	5:27.530
4	1	1:45.612	26.473	55.165	23.974	247.7	7:13.142
5	1	1:43.705	26.734	52.695	24.276	244.3	8:56.847
6	1	1:47.021	25.898	56.210	24.913	243.2	10:43.868
7	1	1:57.414 B	27.283	55.363	34.768	236.3	12:41.282
8	1	5:58.128	4:38.059	56.226	23.843	...	18:39.410



FIA WEC
6 Hours of Sao Paulo
Free Practice 2
Sector Analysis

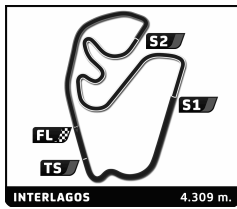
■ Personal Best ■ Session Best B Crossing the finish line in pit lane

Lap	D	Time	Sector 1	Sector 2	Sector 3	T. Spd	Elapsed	Lap	D	Time	Sector 1	Sector 2	Sector 3	T. Spd	Elapsed
29	1	1:37.391	24.335	49.896	23.160	245.5	58:49.253	15	1	1:53.575 B	25.241	51.694	36.640	250.6	28:26.904
30	1	1:46.641 B	24.295	50.244	32.102	246.0	1:00:35.894	16	2	3:12.978	1:59.566	50.543	22.869		31:39.882
31	1	4:29.097	3:13.379	52.515	23.203		1:05:04.991	17	2	1:36.537	24.079	49.626	22.832	248.8	33:16.419
32	1	1:37.243	24.130	50.105	23.008	246.0	1:06:42.234	18	2	1:36.763	24.031	49.813	22.919	248.3	34:53.182
33	1	1:36.789	24.235	49.688	22.866	250.0	1:08:19.023	19	2	1:46.032 B	23.900	49.643	32.489	250.0	36:39.214
34	1	1:36.052	23.833	49.347	22.872	249.4	1:09:55.075	20	2	4:40.964	3:28.256	49.875	22.833		41:20.178
35	1	1:35.635	23.637	49.192	22.806	249.4	1:11:30.710	21	2	1:36.266	23.903	49.657	22.706	248.8	42:56.444
36	1	1:36.028	23.543	49.476	23.009	251.2	1:13:06.738	22	2	1:35.973	23.865	49.307	22.801	250.0	44:32.417
37	1	1:44.755 B	24.018	49.958	30.779	248.3	1:14:51.493	23	2	1:35.717	23.714	49.264	22.739	250.6	46:08.134
38	1	6:56.856 B	5:36.231	50.121	30.504		1:21:48.349	24	2	1:48.811 B	23.674	51.304	33.833	250.0	47:56.945
39	1	3:17.352	1:58.364	55.556	23.432		1:25:05.701	25	2	4:14.741	2:57.727	53.860	23.154		52:11.686
40	1	1:41.136	25.633	51.965	23.538	244.9	1:26:46.837	26	2	1:37.423	24.181	50.511	22.731	247.7	53:49.109
41	1	1:41.221	24.839	52.960	23.422	242.2	1:28:28.058	27	2	1:35.729	23.806	49.344	22.579	248.3	55:24.838
42	1	1:39.845	24.563	51.876	23.406	248.8	1:30:07.903	28	2	1:35.552	23.662	49.352	22.538	248.8	57:00.390

71		AF Corse		Ferrari F458 Italia			
		1.Kamui KOBAYASHI		LMGTE Pro			
		2.Toni VILANDER					
1	2	2:41.996	1:26.406	52.450	23.140		2:41.996
2	2	1:37.238	24.002	50.344	22.892	247.1	4:19.234
3	2	1:37.581	23.958	50.718	22.905	251.2	5:56.815
4	2	1:38.778	23.625	51.812	23.341	250.0	7:35.593
5	2	1:35.715	23.654	49.253	22.808	251.2	9:11.308
6	2	1:35.618	23.506	49.281	22.831	251.2	10:46.926
7	2	1:36.482	23.800	49.515	23.167	251.7	12:23.408
8	2	1:35.609	23.656	49.200	22.753	253.5	13:59.017
9	2	1:35.775	23.557	49.414	22.804	251.7	15:34.792
10	2	1:38.415	23.660	51.762	22.993	252.9	17:13.207
11	2	1:45.436 B	23.749	49.339	32.348	251.7	18:58.643
12	2	3:20.181	2:04.927	52.100	23.154		22:18.824
13	2	1:40.680	25.048	52.768	22.864	250.6	23:59.504
14	2	1:34.903	23.521	48.683	22.699	248.3	25:34.407
15	2	1:34.733	23.313	48.741	22.679	248.8	27:09.140
16	2	1:39.995	23.340	53.871	22.784	249.4	28:49.135
17	2	1:34.613	23.431	48.492	22.690	249.4	30:23.748
18	2	1:35.797	23.317	49.566	22.914	250.6	31:59.545
19	2	1:37.432	23.616	51.021	22.795	248.3	33:36.977
20	2	1:45.991 B	23.387	49.565	33.039	248.8	35:22.968
21	2	5:07.862	3:55.842	49.225	22.795		40:30.830
22	2	1:36.119	23.539	49.591	22.989	247.7	42:06.949
23	2	1:34.829	23.436	48.595	22.798	248.8	43:41.778

76		IMSA Performance Matmut		Porsche 911 GT3 RSR			
		1.Raymond NARAC		LMGTE Am			
		2.Jean-Karl VERNAY		3.Christophe BOURRET			
1	1	2:02.358	42.771	55.308	24.279		2:02.358
2	1	1:40.927	25.474	51.146	24.307	237.9	3:43.285
3	1	1:38.361	24.710	50.703	22.948	247.7	5:21.646
4	1	1:42.777	24.270	55.648	22.859	251.2	7:04.423
5	1	1:49.368 B	23.988	50.696	34.684	250.6	8:53.791
6	1	2:52.913	1:36.718	53.090	23.105		11:46.704
7	1	1:37.555	24.035	49.949	23.571	249.4	13:24.259
8	1	1:36.083	23.802	49.365	22.916	249.4	15:00.342
9	1	1:36.097	23.730	49.395	22.972	248.8	16:36.439
10	1	1:48.299 B	23.749	49.370	35.180	248.3	18:24.738
11	1	3:17.017	2:01.331	52.749	22.937		21:41.755
12	1	1:39.393	24.376	51.415	23.602	247.7	23:21.148
13	1	1:36.244	24.433	49.026	22.785	248.3	24:57.392
14	1	1:35.937	23.644	49.630	22.663	248.8	26:33.329

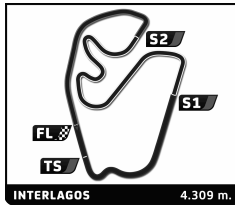
81		8 Star Motorsports		Ferrari F458 Italia			
		1.Vicente POTOLICCHIO		LMGTE Am			
		2.Rui AGUAS		3.Davide RIGON			
1	1	2:09.291	50.951	54.954	23.386		2:09.291
2	1	1:39.360	24.781	51.425	23.154	247.7	3:48.651
3	1	1:38.980	24.505	51.265	23.210	247.7	5:27.631
4	1	1:38.381	24.737	50.606	23.038	246.6	7:06.012
5	1	1:37.778	24.193	50.676	22.909	252.9	8:43.790
6	1	1:37.617	24.166	50.456	22.995	250.6	10:21.407
7	1	1:48.259 B	24.754	51.075	32.430	249.4	12:09.666
8	1	2:55.370	1:40.364	52.167	22.839		15:05.036
9	1	1:36.738	23.955	49.919	22.864	249.4	16:41.774
10	1	1:36.401	23.908	49.604	22.889	248.8	18:18.175
11	1	1:36.278	24.029	49.466	22.783	248.3	19:54.453
12	1	1:36.652	23.907	49.903	22.842	249.4	21:31.105
13	1	1:36.516	23.868	49.873	22.775	248.3	23:07.621
14	1	1:36.583	23.861	49.880	22.842	250.0	24:44.204
15	1	1:36.749	23.710	49.963	23.076	250.0	26:20.953
16	1	1:46.616 B	23.914	50.222	32.480	249.4	28:07.569
17	3	3:58.565	2:41.641	53.952	22.972		32:06.134
18	3	1:37.155	23.962	50.401	22.792	248.8	33:43.289
19	3	1:41.928	24.195	54.804	22.929	251.2	35:25.217
20	3	1:36.368	23.900	49.791	22.677	248.8	37:01.585
21	3	1:35.912	23.878	49.365	22.669	250.6	38:37.497
22	3	1:36.019	23.877	49.235	22.907	249.4	40:13.516



FIA WEC
6 Hours of Sao Paulo
Free Practice 2
Sector Analysis

Personal Best Session Best B Crossing the finish line in pit lane

Lap	D	Time	Sector 1	Sector 2	Sector 3	T. Spd	Elapsed	Lap	D	Time	Sector 1	Sector 2	Sector 3	T. Spd	Elapsed
23	3	1:35.893	23.954	49.259	22.680	251.2	41:49.409	33	1	1:46.900B	24.280	50.461	32.159	248.8	1:12:18.793
24	3	1:36.072	23.783	49.188	23.101	250.6	43:25.481	34	1	8:54.651	7:03.086	50.821	1:00.744		1:21:13.444
25	3	1:35.899	23.777	49.395	22.727	250.6	45:01.380	35	1	1:38.275	24.922	50.401	22.952	240.0	1:22:51.719
26	3	1:45.894B	23.686	49.690	32.518	250.0	46:47.274	36	1	1:37.692	24.339	50.335	23.018	246.6	1:24:29.411
27	3	4:34.401	3:19.966	51.612	22.823		51:21.675	37	1	1:37.797	24.540	50.364	22.893	246.0	1:26:07.208
28	3	1:35.941	23.807	49.465	22.669	250.6	52:57.616	38	1	1:39.125	24.110	51.994	23.021	247.7	1:27:46.333
29	3	1:36.512	23.980	49.619	22.913	249.4	54:34.128	39	1	1:37.802	24.291	50.560	22.951	248.8	1:29:24.135
30	3	1:35.293	23.692	48.911	22.690	251.2	56:09.421	40	1	1:38.411	24.203	51.203	23.005	248.3	1:31:02.546
31	3	1:38.716	23.725	52.023	22.968	250.0	57:48.137	91 Porsche AG Team Manthey 1.Jörg BERGMEISTER 2.Patrick PILET Porsche 911 RSR LMGTE Pro							
32	3	1:35.511	23.691	49.218	22.602	251.2	59:23.648	1	2	1:51.374	36.556	51.490	23.328		1:51.374
33	3	1:44.819B	23.535	49.647	31.637	252.3	1:01:08.467	2	2	1:37.708	24.158	50.536	23.014	243.2	3:29.082
34	2	4:16.116	2:54.946	56.377	24.793		1:05:24.583	3	2	1:37.083	23.954	49.982	23.147	245.5	5:06.165
35	2	1:38.641	24.539	50.986	23.116	247.7	1:07:03.224	4	2	1:35.839	23.694	49.193	22.952	246.0	6:42.004
36	2	1:37.715	24.126	50.621	22.968	248.3	1:08:40.939	5	2	1:44.420B	24.346	50.035	30.039	246.6	8:26.424
37	2	1:38.985	23.955	52.045	22.985	248.8	1:10:19.924	6	2	7:14.025	5:53.560	57.333	23.132		15:40.449
38	2	1:36.751	23.998	49.959	22.794	248.3	1:11:56.675	7	2	1:34.841	23.678	48.462	22.701	244.3	17:15.290
39	2	1:36.898	24.078	50.034	22.786	248.8	1:13:33.573	8	2	1:34.890	23.588	48.632	22.670	247.1	18:50.180
40	2	1:47.887B	23.913	49.973	34.001	250.0	1:15:21.460	9	2	1:34.542	23.404	48.207	22.931	246.0	20:24.722
41	2	4:38.948	3:23.787	52.313	22.848		1:20:00.408	10	2	1:41.741B	23.504	48.409	29.828	247.1	22:06.463
42	2	1:37.335	24.063	50.325	22.947	250.6	1:21:37.743	11	1	11:28.648	...	50.363	23.091		33:35.111
43	2	1:37.041	24.172	50.089	22.780	250.0	1:23:14.784	12	1	1:35.390	23.886	48.654	22.850	241.6	35:10.501
44	2	1:56.458B	24.812	54.313	37.333	252.3	1:25:11.242	13	1	1:35.079	23.963	48.280	22.836	243.2	36:45.580
88 Proton Competition 1.Christian RIED 2.Gianluca RODA Porsche 911 GT3 RSR LMGTE Am								92 Porsche AG Team Manthey 1.Marc LIEB 2.Richard LIETZ Porsche 911 RSR LMGTE Pro							
1	2	2:32.008	51.129	1:06.765	34.114		2:32.008	1	1	1:38.623	24.278	51.432	22.913		1:38.623
2	2	2:04.967	32.815	1:00.689	31.463	140.3	4:36.975	2	1	1:36.282	23.938	49.554	22.790	245.5	3:14.905
3	2	1:53.309	30.887	55.761	26.661	149.2	6:30.284	3	1	1:35.796	23.745	49.257	22.794	247.1	4:50.701
4	2	1:58.768B	28.220	58.813	31.735	194.6	8:29.052	4	1	1:44.283B	23.713	49.586	30.984	247.7	6:34.984
5	2	10:05.626	8:45.430	56.162	24.034		18:34.678	5	1	2:29.649	1:17.182	49.671	22.796		9:04.633
6	2	1:37.641	24.391	50.308	22.942	244.3	20:12.319	6	1	1:35.372	23.423	49.378	22.571	251.2	10:40.005
7	2	1:37.952	24.404	50.672	22.876	248.3	21:50.271	7	1	1:34.307	23.384	48.385	22.538	248.3	12:14.312
8	2	1:38.351	24.857	50.510	22.984	248.8	23:28.622								
9	2	1:37.264	24.367	49.952	22.945	249.4	25:05.886								
10	2	1:37.520	24.497	50.111	22.912	248.3	26:43.406								
11	2	1:50.488B	24.362	50.985	35.141	248.8	28:33.894								
12	2	5:08.834	3:53.663	52.160	23.011		33:42.728								
13	2	1:37.307	24.354	50.156	22.797	246.6	35:20.035								
14	2	1:36.490	24.140	49.641	22.709	248.3	36:56.525								
15	2	1:36.649	24.339	49.501	22.809	248.3	38:33.174								
16	2	1:37.826	24.661	49.972	23.193	248.8	40:11.000								
17	2	1:36.583	24.124	49.495	22.964	247.1	41:47.583								
18	2	1:50.464B	24.047	50.386	36.031	247.1	43:38.047								
19	3	2:46.091	1:30.476	52.666	22.949		46:24.138								
20	3	1:35.699	23.825	49.252	22.622	248.8	47:59.837								
21	3	1:36.351	23.644	50.077	22.630	250.0	49:36.188								
22	3	1:35.731	23.614	49.369	22.748	249.4	51:11.919								
23	3	1:35.353	23.621	48.823	22.909	250.0	52:47.272								
24	3	1:35.329	23.519	49.096	22.714	250.0	54:22.601								
25	3	1:44.303B	23.776	48.887	31.640	250.0	56:06.904								
26	1	4:33.296	3:17.816	52.225	23.255		1:00:40.200								
27	1	1:40.137	24.904	51.547	23.686	244.3	1:02:20.337								
28	1	1:38.504	24.666	50.836	23.002	248.3	1:03:58.841								
29	1	1:38.329	24.805	50.589	22.935	247.1	1:05:37.170								
30	1	1:37.537	24.165	50.326	23.046	248.3	1:07:14.707								
31	1	1:39.315	24.652	51.410	23.253	248.3	1:08:54.022								
32	1	1:37.871	24.586	50.457	22.828	248.8	1:10:31.893								

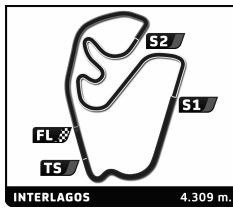


FIA WEC 6 Hours of Sao Paulo Free Practice 2 Sector Analysis

■ Personal Best
 ■ Session Best
 B Crossing the finish line in pit lane

Lap	D	Time	Sector 1	Sector 2	Sector 3	T. Spd	Elapsed	Lap	D	Time	Sector 1	Sector 2	Sector 3	T. Spd	Elapsed								
8	1	1:33.907	23.358	48.159	22.390	248.8	13:48.219	20	2	1:38.734	24.459	51.000	23.275	247.1	35:54.610								
9	1	1:41.244 B	23.465	48.416	29.363	249.4	15:29.463	21	2	1:39.253	24.943	51.464	22.846	248.3	37:33.863								
10	2	3:23.885	2:04.706	55.911	23.268		18:53.348	22	2	1:38.864	24.435	51.416	23.013	249.4	39:12.727								
11	2	1:35.455	23.806	48.963	22.686	247.1	20:28.803	23	2	1:39.189	24.661	51.552	22.976	249.4	40:51.916								
12	2	1:34.668	23.570	48.674	22.424	248.8	22:03.471	24	2	1:38.331	24.452	50.766	23.113	248.8	42:30.247								
13	2	1:40.619 B	23.375	48.138	29.106	249.4	23:44.090	25	2	1:38.179	24.457	50.658	23.064	248.3	44:08.426								
14	2	9:09.563	7:52.299	54.533	22.731		32:53.653	26	2	1:38.589	24.652	51.050	22.887	247.7	45:47.015								
15	2	1:35.668	23.645	49.325	22.698	245.5	34:29.321	27	2	1:38.381	24.486	50.831	23.064	248.8	47:25.396								
16	2	1:35.254	23.671	48.951	22.632	246.6	36:04.575	28	2	1:39.726	25.190	51.229	23.307	248.3	49:05.122								
17	2	1:46.953 B	23.811	49.663	33.479	247.1	37:51.528	29	2	1:38.341	24.743	50.830	22.768	249.4	50:43.463								
18	2	6:23.670	5:11.261	49.591	22.818		44:15.198	30	2	1:38.507	24.079	51.426	23.002	250.0	52:21.970								
19	2	1:35.189	23.742	48.788	22.659	246.0	45:50.387	31	2	1:51.375 B	24.787	50.758	35.830	249.4	54:13.345								
20	2	1:42.737 B	23.450	48.826	30.461	247.1	47:33.124	32	3	3:29.039	2:15.917	50.423	22.699		57:42.384								
21	2	2:43.203	1:30.218	50.294	22.691		50:16.327	33	3	1:36.087	23.672	49.314	23.101	250.0	59:18.471								
22	2	1:34.510	23.458	48.508	22.544	248.3	51:50.837	34	3	1:35.355	23.739	49.112	22.504	249.4	1:00:53.826								
23	2	1:34.299	23.370	48.406	22.523	248.8	53:25.136	35	3	1:34.775	23.476	48.833	22.466	250.0	1:02:28.601								
24	2	1:41.566 B	23.303	48.729	29.534	249.4	55:06.702	36	3	1:35.456	23.688	49.235	22.533	251.2	1:04:04.057								
25	2	4:25.114	3:13.018	49.437	22.659		59:31.816	37	3	1:34.950	23.620	48.874	22.456	250.0	1:05:39.007								
26	2	1:34.891	23.676	48.614	22.601	247.1	1:01:06.707	38	3	1:35.767	23.552	49.502	22.713	251.7	1:07:14.774								
27	2	1:34.547	23.367	48.576	22.604	246.6	1:02:41.254	39	3	1:43.085 B	23.716	48.776	30.593	251.2	1:08:57.859								
28	2	1:41.768 B	23.499	48.655	29.614	248.8	1:04:23.022	40	2	3:08.935	1:51.020	54.364	23.551		1:12:06.794								
29	1	5:51.045	4:38.408	49.904	22.733		1:10:14.067	41	2	1:38.332	24.467	50.710	23.155	247.7	1:13:45.126								
30	1	1:36.141	23.840	49.458	22.843	245.5	1:11:50.208	42	2	1:38.201	24.318	50.901	22.982	249.4	1:15:23.327								
31	1	1:35.216	23.572	48.858	22.786	246.0	1:13:25.424	43	2	1:38.255	24.381	50.896	22.978	250.0	1:17:01.582								
32	1	1:35.481	23.511	49.107	22.863	246.6	1:15:00.905	44	2	1:37.763	24.506	50.269	22.988	249.4	1:18:39.345								
33	1	1:35.076	23.479	48.819	22.778	246.6	1:16:35.981	45	2	1:39.066	24.236	52.063	22.767	249.4	1:20:18.411								
34	1	1:35.562	23.743	49.093	22.726	247.1	1:18:11.543	46	2	1:51.992 B	24.314	52.021	35.657	250.0	1:22:10.403								
35	1	1:35.539	23.548	49.258	22.733	247.7	1:19:47.082								96 Aston Martin Racing Aston Martin Vantage V8								
36	1	1:35.413	23.822	48.908	22.683	246.6	1:21:22.495								1.Stuart HALL LMGTE Am								
37	1	1:34.962	23.621	48.679	22.662	247.7	1:22:57.457								2.Jamie CAMPBELL-WALTER								
38	1	1:35.354	23.697	49.018	22.639	247.1	1:24:32.811	1	1	3:17.153	2:01.018	52.902	23.233		3:17.153								
39	1	1:35.166	23.551	48.921	22.694	247.7	1:26:07.977	2	1	1:38.273	24.838	50.398	23.037	245.5	4:55.426								
40	1	1:36.164	23.835	49.545	22.784	248.8	1:27:44.141	3	1	1:37.360	24.064	50.378	22.918	248.8	6:32.786								
41	1	1:36.053	23.693	49.624	22.736	248.3	1:29:20.194	4	1	1:37.242	24.143	50.302	22.797	250.6	8:10.028								
42	1	1:35.575	23.638	49.079	22.858	247.1	1:30:55.769	5	1	1:37.044	23.890	50.273	22.881	249.4	9:47.072								
																6	1	1:36.694	23.910	49.668	23.116	248.3	11:23.766
																7	1	1:38.058	23.893	50.760	23.405	249.4	13:01.824
																8	1	1:36.295	23.998	49.582	22.715	249.4	14:38.119
																9	1	1:35.941	23.799	49.429	22.713	250.0	16:14.060
																10	1	1:36.370	23.680	49.342	23.348	250.0	17:50.430
																11	1	1:43.960 B	23.726	49.947	30.287	248.8	19:34.390
																12	2	9:09.853	7:54.176	52.075	23.602		28:44.243
																13	2	1:38.303	24.425	50.823	23.055	245.5	30:22.546
																14	2	1:37.911	24.252	50.838	22.821	247.1	32:00.457
																15	2	1:36.761	23.948	49.962	22.851	249.4	33:37.218
																16	2	1:36.298	23.849	49.717	22.732	250.6	35:13.516
																17	2	1:36.468	24.018	49.701	22.749	248.8	36:49.984
																18	2	1:46.203 B	24.491	50.247	31.465	248.3	38:36.187
																19	2	4:05.698	2:52.047	50.779	22.872		42:41.885
																20	2	1:36.172	23.958	49.364	22.850	246.6	44:18.057
																21	2	1:47.795 B	24.081	51.496	32.218	248.3	46:05.852
																22	2	4:54.242	3:40.852	50.528	22.862		51:00.094
																23	2	1:36.715	24.143	49.693	22.879	247.1	52:36.809
																24	2	1:35.912	23.800	49.360	22.752	247.7	54:12.721
																25	2	1:35.839	23.865	49.210	22.764	248.8	55:48.560
																26	2	1:44.058 B	24.237	49.817	30.004	248.3	57:32.618
																27	2	7:53.589	6:40.285	50.637	22.667		1:05:26.207

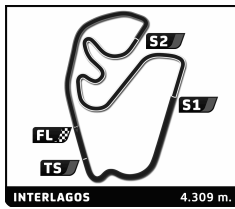
Lap	D	Time	Sector 1	Sector 2	Sector 3	T. Spd	Elapsed
1	1	2:31.062	1:10.526	57.263	23.273		2:31.062
2	1	1:38.856	24.728	51.009	23.119	244.3	4:09.918
3	1	1:38.083	24.461	50.543	23.079	246.6	5:48.001
4	1	1:38.226	24.062	51.429	22.735	248.3	7:26.227
5	1	1:36.638	23.806	49.972	22.860	249.4	9:02.865
6	1	1:39.695	23.969	52.152	23.574	251.2	10:42.560
7	1	1:36.415	23.945	49.696	22.774	248.3	12:18.975
8	1	1:36.308	23.716	49.660	22.932	249.4	13:55.283
9	1	1:36.678	23.985	50.043	22.650	249.4	15:31.961
10	1	1:37.125	23.817	50.632	22.676	249.4	17:09.086
11	1	1:36.610	24.266	49.549	22.795	250.0	18:45.696
12	1	1:37.034	23.728	50.491	22.815	249.4	20:22.730
13	1	1:36.023	23.668	49.553	22.802	248.3	21:58.753
14	1	1:35.794	23.729	49.329	22.736	250.0	23:34.547
15	1	1:43.344	29.709	50.799	22.836	249.4	25:17.891
16	1	1:35.989	23.863	49.485	22.641	248.8	26:53.880
17	1	1:35.794	23.764	49.359	22.671	248.3	28:29.674
18	1	1:44.685 B	24.340	49.566	30.779	251.7	30:14.359
19	2	4:01.517	2:46.000	52.300	23.217		34:15.876



FIA WEC
6 Hours of Sao Paulo
Free Practice 2
Sector Analysis

Personal Best Session Best B Crossing the finish line in pit lane

Lap	D	Time	Sector 1	Sector 2	Sector 3	T. Spd	Elapsed	Lap	D	Time	Sector 1	Sector 2	Sector 3	T. Spd	Elapsed							
28	2	1:40.956	23.795	54.038	23.123	248.8	1:07:07.163	40	1	1:42.032 B	23.449	48.475	30.108	250.0	1:29:29.186							
29	2	1:35.794	23.856	49.316	22.622	248.3	1:08:42.957	98 Aston Martin Racing Aston Martin Vantage V8														
30	2	1:41.002	23.833	54.071	23.098	248.8	1:10:23.959	1.Paul DALLA LANA														
31	2	1:35.297	23.659	48.917	22.721	248.8	1:11:59.256	3.Richie STANAWAY														
32	2	1:43.209 B	23.585	49.838	29.786	249.4	1:13:42.465	2.Pedro LAMY														
33	1	3:08.465	1:55.552	50.250	22.663		1:16:50.930	1	1	2:37.388	1:19.250	54.268	23.870		2:37.388							
34	1	1:36.220	23.898	49.605	22.717	251.2	1:18:27.150	2	1	1:40.588	25.458	51.763	23.367	244.3	4:17.976							
35	1	1:36.252	23.648	49.773	22.831	250.0	1:20:03.402	3	1	1:41.014	25.067	52.652	23.295	247.1	5:58.990							
36	1	1:35.820	23.719	49.212	22.889	250.6	1:21:39.222	4	1	1:39.433	24.422	51.662	23.349	250.6	7:38.423							
37	1	1:35.831	23.703	49.571	22.557	250.6	1:23:15.053	5	1	1:38.806	24.622	50.890	23.294	249.4	9:17.229							
38	1	1:40.653	24.635	53.088	22.930	253.5	1:24:55.706	6	1	1:38.587	24.561	50.957	23.069	250.6	10:55.816							
39	1	1:36.504	24.421	49.450	22.633	247.7	1:26:32.210	7	1	1:38.307	24.488	50.798	23.021	250.0	12:34.123							
40	1	1:35.598	23.724	49.042	22.832	248.8	1:28:07.808	8	1	1:38.695	24.612	50.573	23.510	248.3	14:12.818							
41	1	1:36.396	23.997	49.606	22.793	248.8	1:29:44.204	9	1	1:37.798	24.296	50.520	22.982	248.8	15:50.616							
42	1	1:35.637	23.665	49.116	22.856	248.8	1:31:19.841	10	1	1:37.246	24.118	50.203	22.925	249.4	17:27.862							
97 Aston Martin Racing Aston Martin Vantage V8								11								1	1:46.030 B	24.362	50.029	31.639	249.4	19:13.892
1.Stefan MÜCKE								12								3	3:38.485	2:24.846	50.929	22.710		22:52.377
2.Darren TURNER								13								3	1:35.591	23.820	49.031	22.740	248.8	24:27.968
1	1	2:23.806	1:07.410	53.320	23.076		2:23.806	14	3	1:34.793	23.535	48.557	22.701	249.4	26:02.761							
2	1	1:36.425	24.116	49.440	22.869	244.3	4:00.231	15	3	1:34.466	23.415	48.573	22.478	248.8	27:37.227							
3	1	1:35.525	23.789	48.995	22.741	246.6	5:35.756	16	3	1:45.226 B	23.253	50.505	31.468	250.0	29:22.453							
4	1	1:35.936	23.620	49.384	22.932	247.7	7:11.692	17	3	7:06.896	5:52.678	50.837	23.381		36:29.349							
5	1	1:35.121	23.535	48.882	22.704	248.8	8:46.813	18	3	1:35.120	23.626	48.832	22.662	247.7	38:04.469							
6	1	1:34.881	23.522	48.655	22.704	249.4	10:21.694	19	3	1:34.389	23.443	48.517	22.429	248.8	39:38.858							
7	1	1:43.309 B	23.906	49.037	30.366	251.2	12:05.003	20	3	1:34.082	23.126	48.403	22.553	250.6	41:12.940							
8	2	5:13.987	3:56.549	54.373	23.065		17:18.990	21	3	1:43.882 B	23.220	50.481	30.181	250.0	42:56.822							
9	2	1:35.260	23.585	48.938	22.737	248.3	18:54.250	22	2	4:32.143	3:16.532	52.558	23.053		47:28.965							
10	2	1:35.799	23.462	49.227	23.110	248.8	20:30.049	23	2	1:38.078	24.003	50.276	23.799	248.3	49:07.043							
11	2	1:35.545	23.626	49.261	22.658	250.0	22:05.594	24	2	1:36.867	24.319	49.799	22.749	250.6	50:43.910							
12	2	1:34.601	23.451	48.500	22.650	250.0	23:40.195	25	2	1:35.910	23.765	49.513	22.632	251.7	52:19.820							
13	2	1:42.454 B	23.791	49.249	29.414	249.4	25:22.649	26	2	1:41.858 B	23.652	48.935	29.271	249.4	54:01.678							
14	2	7:03.342	5:50.502	49.940	22.900		32:25.991	27	2	4:23.339	3:10.355	49.988	22.996		58:25.017							
15	2	1:35.190	23.679	48.803	22.708	247.1	34:01.181	28	2	1:35.223	23.545	49.091	22.587	250.0	1:00:00.240							
16	2	1:34.759	23.431	48.637	22.691	247.1	35:35.940	29	2	1:36.170	24.211	49.390	22.569	251.2	1:01:36.410							
17	2	1:35.018	23.332	48.819	22.867	247.1	37:10.958	30	2	1:35.551	23.409	49.301	22.841	251.2	1:03:11.961							
18	2	1:35.607	23.942	48.973	22.692	246.6	38:46.565	31	2	1:35.446	23.741	49.048	22.657	250.6	1:04:47.407							
19	2	1:35.131	23.434	48.844	22.853	248.8	40:21.696	32	2	1:42.849 B	23.582	49.218	30.049	251.7	1:06:30.256							
20	2	1:42.251 B	23.619	49.141	29.491	247.1	42:03.947	33	1	4:03.802	2:49.799	51.402	22.601		1:10:34.058							
21	2	6:15.418	5:02.380	50.267	22.771		48:19.365	34	1	1:37.369	24.320	50.073	22.976	250.0	1:12:11.427							
22	2	1:35.194	23.574	48.864	22.756	247.7	49:54.559	35	1	1:36.733	24.206	49.731	22.796	248.3	1:13:48.160							
23	2	1:35.307	23.490	49.131	22.686	247.1	51:29.866	36	1	1:36.166	24.143	49.237	22.786	250.0	1:15:24.326							
24	2	1:35.963	23.569	49.665	22.729	248.8	53:05.829	37	1	1:38.220	24.106	50.840	23.274	251.2	1:17:02.546							
25	2	1:34.754	23.425	48.608	22.721	246.6	54:40.583	38	1	1:37.266	24.212	49.913	23.141	250.6	1:18:39.812							
26	2	1:34.670	23.365	48.584	22.721	247.1	56:15.253	39	1	1:45.759 B	24.165	49.645	31.949	250.6	1:20:25.571							
27	2	1:44.216 B	23.571	51.234	29.411	249.4	57:59.469	40	1	6:15.136	4:58.850	53.095	23.191		1:26:40.707							
28	2	3:44.988	2:32.253	50.066	22.669		1:01:44.457	41	1	1:36.788	24.375	49.570	22.843	251.2	1:28:17.495							
29	2	1:37.461	23.269	50.994	23.198	250.0	1:03:21.918	42	1	1:46.975 B	24.455	50.059	32.461	248.8	1:30:04.470							
30	2	1:33.777	23.350	47.980	22.447	247.7	1:04:55.695	99 Aston Martin Racing Aston Martin Vantage V8														
31	2	1:33.451	23.165	47.706	22.580	249.4	1:06:29.146	1.Bruno SENNA														
32	2	1:42.925 B	22.984	50.841	29.100	249.4	1:08:12.071	2.Rob BELL														
33	1	3:13.953	2:02.086	49.213	22.654		1:11:26.024	1	2	2:29.142	1:13.784	51.999	23.359		2:29.142							
34	1	1:34.034	23.507	47.946	22.581	247.1	1:13:00.058	2	2	1:36.943	24.077	49.954	22.912	246.0	4:06.085							
35	1	1:35.087	23.241	49.168	22.678	248.3	1:14:35.145	3	2	1:37.020	24.092	49.875	23.053	248.8	5:43.105							
36	1	1:33.786	23.216	47.849	22.721	247.7	1:16:08.931	4	2	1:35.766	23.874	49.064	22.828	249.4	7:18.871							
37	1	1:41.354 B	23.993	47.851	29.510	248.8	1:17:50.285	5	2	1:37.150	23.571	50.260	23.319	251.2	8:56.021							
38	1	8:22.233	7:07.669	51.830	22.734		1:26:12.518	6	2	1:35.841	23.730	49.212	22.899	250.0	10:31.862							
39	1	1:34.636	23.491	48.735	22.410	249.4	1:27:47.154	7	2	1:44.166 B	23.596	48.996	31.574	251.2	12:16.028							
								8	2	6:50.045	5:38.040	49.216	22.789		19:06.073							



FIA WEC
6 Hours of Sao Paulo
Free Practice 2
Sector Analysis

■ Personal Best ■ Session Best B Crossing the finish line in pit lane

Lap	D	Time	Sector 1	Sector 2	Sector 3	T. Spd	Elapsed	Lap	D	Time	Sector 1	Sector 2	Sector 3	T. Spd	Elapsed
9	2	1:35.024	23.749	48.488	22.787	249.4	20:41.097								
10	2	1:33.910	23.306	48.068	22.536	249.4	22:15.007								
11	2	1:33.873	23.372	47.977	22.524	251.2	23:48.880								
12	2	1:34.399	23.254	48.450	22.695	250.6	25:23.279								
13	2	1:34.512	23.406	48.494	22.612	251.7	26:57.791								
14	2	1:44.124B	23.322	50.124	30.678	251.2	28:41.915								
15	2	4:05.132	2:53.514	48.968	22.650		32:47.047								
16	2	1:35.002	23.578	48.794	22.630	248.3	34:22.049								
17	2	1:34.249	23.232	48.343	22.674	251.2	35:56.298								
18	2	1:34.426	23.301	48.478	22.647	251.7	37:30.724								
19	2	1:34.469	23.176	48.591	22.702	250.0	39:05.193								
20	2	1:34.364	23.140	48.404	22.820	250.0	40:39.557								
21	2	1:42.942B	23.403	49.296	30.243	251.2	42:22.499								
22	1	4:37.880	3:24.413	50.401	23.066		47:00.379								
23	1	1:35.771	23.755	49.316	22.700	247.7	48:36.150								
24	1	1:35.831	23.503	49.600	22.728	249.4	50:11.981								
25	1	1:35.364	23.755	48.997	22.612	250.0	51:47.345								
26	1	1:34.709	23.322	48.760	22.627	248.8	53:22.054								
27	1	1:35.550	23.327	49.526	22.697	251.2	54:57.604								
28	1	1:44.104B	23.419	49.641	31.044	251.2	56:41.708								
29	1	3:25.222	2:12.890	49.674	22.658		1:00:06.930								
30	1	1:34.710	23.577	48.585	22.548	250.0	1:01:41.640								
31	1	1:35.859	24.203	48.730	22.926	252.3	1:03:17.499								
32	1	1:34.941	23.492	48.737	22.712	250.0	1:04:52.440								
33	1	1:34.961	23.459	48.799	22.703	247.7	1:06:27.401								
34	1	1:35.119	23.597	48.737	22.785	247.1	1:08:02.520								
35	1	1:36.824	23.483	50.188	23.153	248.3	1:09:39.344								
36	1	1:35.704	23.685	49.147	22.872	246.6	1:11:15.048								
37	1	1:46.698B	23.676	52.958	30.064	247.1	1:13:01.746								
38	1	5:43.541	4:30.902	49.717	22.922		1:18:45.287								
39	1	1:37.441	23.930	50.543	22.968	247.1	1:20:22.728								
40	1	1:35.982	23.510	49.078	23.394	247.7	1:21:58.710								
41	1	1:35.358	23.568	49.129	22.661	243.2	1:23:34.068								
42	1	1:35.196	23.534	48.939	22.723	247.1	1:25:09.264								
43	1	1:37.996	23.575	50.727	23.694	247.7	1:26:47.260								
44	1	1:38.216	24.444	50.691	23.081	241.1	1:28:25.476								
45	1	1:36.117	23.672	49.712	22.733	248.3	1:30:01.593								