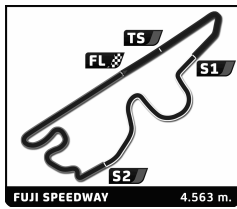


**FIA WEC**  
**6 Hours of Fuji**  
Qualifying Practice  
Sector Analysis

Personal Best Session Best B Crossing the finish line in pit lane

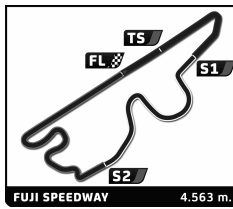
Lap	D	Time	Sector 1	Sector 2	Sector 3	T. Spd	Elapsed	Lap	D	Time	Sector 1	Sector 2	Sector 3	T. Spd	Elapsed
<b>1</b>		<b>Audi Sport Team Joest</b>		Audi R18 e-tron quattro		LMP1		<b>12</b>		<b>Rebellion Racing</b>		Lola B12/60 Coupé - Toyota		LMP1	
		1.André LOTTERER		3.Marcel FÄSSLER						1.Andrea BELICCHI		2.Mathias BECHE			
		2.Benoît TRÉLUYER													
1	1	36:55.988	...	27.529	42.654	78.3	36:55.988	1	1	38:18.065	...	28.263	45.231	92.4	38:18.065
2	1	1:26.481	19.669	25.529	41.283	288.0	38:22.469	2	1	1:28.968	20.009	26.436	42.523	285.7	39:47.033
3	1	1:26.235	19.441	25.367	41.427	290.3	39:48.704	3	1	1:28.964	19.957	26.335	42.672	287.2	41:15.997
4	1	1:41.085 B	22.527	30.221	48.337	238.4	41:29.789	4	1	1:40.640 B	19.925	26.622	54.093	288.0	42:56.637
5	2	2:36.816	1:26.273	27.490	43.053	161.0	44:06.605	5	2	3:31.731	2:20.278	27.439	44.014	141.9	46:28.368
6	2	1:27.803	19.720	25.790	42.293	288.8	45:34.408	6	2	1:29.532	20.158	26.586	42.788	285.0	47:57.900
7	2	1:26.900	19.542	25.535	41.823	289.5	47:01.308	7	2	1:30.601	19.980	26.391	44.230	287.2	49:08.501
8	2	1:26.692	19.536	25.422	41.734	291.1	48:28.000	8	2	1:29.539	19.981	26.375	43.183	287.2	50:58.040
9	2	1:41.855 B	19.597	28.171	54.087	291.9	50:09.855	9	2	1:46.274	22.540	34.623	49.111	255.9	52:44.314
								10	2	1:43.355 B	20.110	26.602	56.643	287.2	54:27.669
<b>2</b>		<b>Audi Sport Team Joest</b>		Audi R18 e-tron quattro		LMP1		<b>24</b>		<b>OAK Racing</b>		Morgan - Nissan		LMP2	
		1.Tom KRISTENSEN		3.Allan McNISH						1.Olivier PLA		3.Alex BRUNDLE			
		2.Loïc DUVAL								2.David HEINEMEIER HANSSON					
1	3	36:42.402	...	26.857	42.803	128.6	36:42.402	1	1	37:15.346	...	32.012	46.554	102.8	37:15.346
2	3	1:27.297	20.001	25.527	41.769	285.7	38:09.699	2	1	1:32.369	20.788	27.296	44.285	272.7	38:47.715
3	3	1:27.616	19.701	26.004	41.911	288.0	39:37.315	3	1	1:33.025	20.779	27.826	44.420	274.8	40:20.740
4	3	1:26.936	19.650	25.560	41.726	288.0	41:04.251	4	1	1:32.402	20.692	27.212	44.498	275.5	41:53.142
5	3	1:31.642	19.623	27.506	44.513	288.8	42:35.893	5	1	1:32.260	20.692	27.240	44.328	276.2	43:25.402
6	3	1:33.735 B	19.982	25.667	48.086	288.0	44:09.628	6	1	1:40.575 B	20.775	27.993	51.807	276.2	45:05.977
7	2	3:24.265	2:15.640	26.044	42.581	161.0	47:33.893	7	3	2:48.560	1:33.377	29.131	46.052	143.4	47:54.537
8	2	1:34.474	19.935	25.761	48.778	285.0	49:08.367	8	3	1:33.976	20.919	27.807	45.250	276.2	49:28.513
9	2	1:28.034	19.976	25.866	42.192	286.5	50:36.401	9	3	1:34.015	21.034	27.840	45.141	278.4	51:02.528
10	2	1:28.498	19.828	25.654	43.016	288.0	52:04.899	10	3	1:34.451	20.912	28.446	45.093	277.6	52:36.979
11	2	1:27.436	19.773	25.681	41.982	286.5	53:32.335	11	3	1:33.783	21.050	27.795	44.938	276.9	54:10.762
12	2	1:42.549 B	19.782	30.886	51.881	287.2	55:14.884	12	3	1:41.210 B	20.987	28.004	52.219	278.4	55:51.972
<b>7</b>		<b>Toyota Racing</b>		Toyota TS030 - Hybrid		LMP1		<b>25</b>		<b>Delta-ADR</b>		Oreca 03 - Nissan		LMP2	
		1.Alexander WURZ		3.Kazuki NAKAJIMA						1.Tor GRAVES		3.Shinji NAKANO			
		2.Nicolas LAPIERRE								2.James WALKER					
1	3	36:32.590	...	27.677	43.132	141.2	36:32.590	1	2	37:19.834	...	30.814	49.219	135.0	37:19.834
2	3	1:26.532	19.447	25.396	41.689	293.5	37:59.122	2	2	1:33.314	21.129	27.851	44.334	268.7	38:53.148
3	3	1:26.531	19.429	25.397	41.705	295.1	39:25.653	3	2	1:33.771	20.790	28.315	44.666	270.7	40:26.919
4	3	1:39.233 B	20.371	27.727	51.135	282.0	41:04.886	4	2	1:32.472	20.681	27.425	44.366	268.7	41:59.391
5	2	3:45.537	2:27.340	31.422	46.775	157.9	44:50.423	5	2	1:33.065	20.832	27.663	44.570	269.3	43:32.456
6	2	1:27.177	19.498	25.732	41.947	293.5	46:17.600	6	2	1:32.725	20.773	27.506	44.446	268.0	45:05.181
7	2	1:27.201	19.619	25.645	41.937	292.7	47:44.801	7	2	1:41.658 B	21.033	28.969	51.656	270.0	46:46.839
8	2	1:32.722	19.484	27.761	45.477	294.3	49:17.523	8	3	3:24.454	2:10.808	28.599	45.047	147.9	50:11.293
9	2	1:42.457	19.652	25.738	57.067	295.1	50:59.980	9	3	1:33.923	21.107	28.011	44.805	266.7	51:45.216
10	2	2:04.522 B	19.705	25.917	1:18.900	295.1	53:04.502	10	3	1:34.417	21.446	28.016	44.955	268.0	53:19.633
<b>8</b>		<b>Toyota Racing</b>		Toyota TS030 - Hybrid		LMP1		<b>26</b>		<b>G-Drive Racing</b>		Oreca 03 - Nissan		LMP2	
		1.Anthony DAVIDSON		3.Stéphane SARRAZIN						1.Roman RUSINOV		3.Mike CONWAY			
		2.Sébastien BUEMI								2.John MARTIN					
1	2	37:54.499	...	25.871	44.504	143.4	37:54.499	1	3	37:35.577	...	28.457	45.540	110.2	37:35.577
2	2	1:26.667	19.430	25.413	41.824	291.1	39:21.166	2	3	1:31.778	20.721	27.343	43.714	267.3	39:07.355
3	2	1:30.492	19.360	25.863	45.269	292.7	40:51.658	3	3	1:38.107	20.914	28.220	48.973	270.7	40:45.462
4	2	1:26.357	19.326	25.358	41.673	292.7	42:18.015	4	3	1:45.414	20.930	39.355	45.129	269.3	42:30.876
5	2	1:38.199 B	19.518	27.973	50.708	293.5	43:56.214	5	3	1:44.015 B	23.404	30.574	50.037	203.8	44:14.891
6	1	2:41.289	1:24.434	29.736	47.119	158.6	46:37.503	6	3	2:16.406	1:03.298	28.328	44.780	149.8	46:31.297
7	1	1:27.068	19.451	25.685	41.932	291.9	48:04.571	7	3	1:33.423	20.782	28.040	44.601	269.3	48:04.720
8	1	1:27.137	19.566	25.631	41.940	292.7	49:31.708	8	3	1:39.061 B	20.931	28.335	49.795	272.0	49:43.781
9	1	1:43.822	19.446	28.091	56.285	294.3	51:15.530								
10	1	1:26.928	19.555	25.488	41.885	291.1	52:42.458								
11	1	1:27.099	19.459	25.494	42.146	292.7	54:09.557								
12	1	1:40.089 B	19.897	27.446	52.746	254.7	55:49.646								



**FIA WEC**  
**6 Hours of Fuji**  
Qualifying Practice  
Sector Analysis

■ Personal Best ■ Session Best B Crossing the finish line in pit lane

Lap	D	Time	Sector 1	Sector 2	Sector 3	T. Spd	Elapsed	Lap	D	Time	Sector 1	Sector 2	Sector 3	T. Spd	Elapsed
<b>27</b> <b>Gainer International</b> Zytec Z11SN - Nissan LMP2															
1. Katsuyuki HIRANAKA			3. Björn WIRDHEIM						Morgan - Nissan LMP2						
2. Masayuki UEDA															
9	2	3:07.489	1:52.568	28.974	45.947	133.2	52:51.270	7	3	1:33.717	20.824	27.923	44.970	274.1	48:26.237
10	2	1:33.533	20.942	27.850	44.741	268.7	54:24.803	8	3	1:33.806	20.788	28.008	45.010	275.5	50:00.043
11	2	1:33.750	21.181	27.789	44.780	268.7	55:58.553	9	3	1:33.386	20.778	27.532	45.076	274.8	51:33.429
12	2	1:33.343	20.969	27.678	44.696	269.3	57:31.896	10	3	1:33.802	20.853	27.748	45.201	275.5	53:07.231
13	2	1:33.631	20.924	27.850	44.857	269.3	59:05.527	11	3	1:33.613	20.754	27.715	45.144	275.5	54:40.844
14	2	1:58.103B	21.560	34.423	1:02.120	268.7	1:01:03.630	12	3	2:09.235B	24.009	39.501	1:05.725	227.4	56:50.079
<b>45</b> <b>OAK Racing</b> Morgan - Nissan LMP2															
1. Jacques NICOLET									Morgan - Nissan LMP2						
2. Keiko IHARA															
1	2	37:29.222	...	29.691	46.322	135.3	37:29.222	1	2	37:27.368	...	31.321	48.255	106.7	37:27.368
2	1	1:35.176	21.301	28.413	45.462	264.1	39:04.398	2	2	1:37.099	21.637	28.966	46.496	267.3	39:04.467
3	1	1:33.077	21.025	<b>27.660</b>	44.392	265.4	40:37.475	3	2	1:36.056	21.918	28.779	<b>45.359</b>	229.3	40:40.523
4	1	1:33.091	20.992	27.733	<b>44.366</b>	267.3	42:10.566	4	2	1:35.393	<b>21.073</b>	28.738	45.582	272.0	42:15.916
5	1	1:33.109	20.952	27.695	44.462	268.0	43:43.675	5	2	1:39.452	21.297	30.277	47.878	271.4	43:55.368
6	1	1:45.794B	21.323	29.265	55.206	268.7	45:29.469	6	2	1:50.779B	21.170	30.800	58.809	272.0	45:46.147
7	3	3:29.139	2:14.526	28.785	45.828	146.7	48:58.608	7	1	3:25.115	2:04.798	29.549	50.768	147.3	49:11.262
8	3	1:33.388	21.079	27.828	44.481	266.7	50:31.996	8	1	1:36.316	21.465	28.465	46.386	270.0	50:47.578
9	3	1:33.266	20.901	27.833	44.532	267.3	52:05.262	9	1	1:35.496	21.140	28.511	45.845	271.4	52:23.074
10	3	1:33.265	20.938	27.918	44.409	269.3	53:38.527	10	1	1:35.394	21.160	28.255	45.979	272.0	53:58.468
11	3	1:33.083	20.859	27.717	44.507	268.7	55:11.610	11	1	<b>1:34.791</b>	21.247	<b>28.107</b>	45.437	271.4	55:33.259
12	3	<b>1:33.043</b>	<b>20.826</b>	27.822	44.395	268.0	56:44.653	12	1	1:45.633B	21.233	28.189	56.211	271.4	57:18.892
13	3	1:51.497B	21.484	31.943	58.070	268.7	58:36.150								
<b>31</b> <b>Lotus</b> Lotus T128 LMP2															
1. Kevin WEEDA			3. Vitantonio LIUZZI						Morgan - Nissan LMP2						
2. James ROSSITER															
1	3	41:02.356	...	37.702	54.668	87.0	41:02.356	1	3	37:45.253	...	28.628	44.439	128.9	37:45.253
2	3	1:35.087	21.121	28.548	45.418	275.5	42:37.443	2	3	1:33.392	21.152	28.066	<b>44.174</b>	270.0	39:18.645
3	3	1:34.056	20.909	28.244	44.903	277.6	44:11.499	3	3	1:36.009	<b>20.771</b>	27.957	47.281	272.0	40:54.654
4	3	<b>1:33.903</b>	20.861	<b>28.242</b>	<b>44.800</b>	277.6	45:45.402	4	3	1:33.208	20.875	27.913	44.420	273.4	42:27.862
5	3	1:42.866B	21.583	29.242	52.041	277.6	47:28.268	5	3	<b>1:33.091</b>	20.901	<b>27.819</b>	44.371	272.0	44:00.953
6	2	3:28.297	2:09.817	29.459	49.021	111.9	50:56.565	6	3	1:33.698	20.923	28.014	44.761	273.4	45:34.651
7	2	1:34.658	21.054	28.408	45.196	276.9	52:31.223	7	3	1:41.745B	20.958	29.059	51.728	273.4	47:16.396
8	2	1:34.188	20.882	28.306	45.000	277.6	54:05.411	8	1	3:24.951	2:06.860	31.960	46.131	141.7	50:41.347
9	2	1:34.173	<b>20.816</b>	28.323	45.034	277.6	55:39.584	9	1	1:34.801	21.543	28.299	44.959	272.0	52:16.148
10	2	1:47.765B	21.621	30.578	55.566	248.8	57:27.349	10	1	1:33.900	20.969	28.145	44.786	272.7	53:50.048
<b>32</b> <b>Lotus</b> Lotus T128 LMP2															
1. Thomas HOLZER			3. Jan CHAROUZ						Morgan - Nissan LMP2						
2. Dominik KRAIHAMER															
1	2	40:28.352	...	31.004	46.429	118.6	40:28.352	11	1	1:34.257	20.969	28.131	45.157	272.0	55:24.305
2	2	1:34.083	21.249	28.077	44.757	276.9	42:02.435	12	1	1:34.244	20.996	28.140	45.108	272.7	56:58.549
3	2	<b>1:33.325</b>	<b>20.860</b>	<b>27.859</b>	<b>44.606</b>	277.6	43:35.760	13	1	1:33.851	20.922	27.864	45.065	273.4	58:32.400
4	2	1:33.769	20.983	28.031	44.755	278.4	45:09.529	14	1	1:41.688B	20.947	28.151	52.590	273.4	1:00:14.088
5	2	1:43.327B	21.078	28.377	53.872	278.4	46:52.856								
6	1	3:57.710	2:39.552	31.978	46.180	152.1	50:50.566								
7	1	1:35.597	21.124	28.907	45.566	276.9	52:26.163								
8	1	1:34.293	20.938	28.136	45.219	278.4	54:00.456								
9	1	1:45.389B	20.941	28.963	55.485	278.4	55:45.845								
<b>35</b> <b>OAK Racing</b> Morgan - Nissan LMP2															
1. Bertrand BAGUETTE			3. Martin PLOWMAN						Morgan - Nissan LMP2						
2. Ricardo GONZALEZ															
1	1	37:09.319	...	29.334	44.532	86.7	37:09.319	1	2	38:07.369	...	29.736	45.304	144.4	38:07.369
2	1	1:32.513	20.856	<b>27.254</b>	44.403	273.4	38:41.832	2	2	1:33.508	21.035	27.783	44.690	265.4	39:40.877
3	1	<b>1:32.350</b>	20.700	27.277	<b>44.373</b>	275.5	40:14.182	3	2	<b>1:32.936</b>	21.018	27.697	<b>44.221</b>	267.3	41:13.813
4	1	1:32.406	<b>20.598</b>	27.406	44.402	274.8	41:46.588	4	2	1:33.539	<b>20.915</b>	27.762	44.862	267.3	42:47.352
5	1	1:39.693B	20.649	27.993	51.051	276.2	43:26.281	5	2	1:33.143	20.951	<b>27.589</b>	44.603	267.3	44:20.495
6	3	3:26.239	2:05.741	33.150	47.348	149.0	46:52.520	6	2	1:40.704B	21.069	28.031	51.604	267.3	46:01.199
								7	3	3:18.291	2:00.987	30.219	47.085	149.8	49:19.490
								8	3	1:34.034	21.156	28.017	44.861	268.0	50:53.524
								9	3	1:34.103	21.219	27.764	45.120	268.0	52:27.627
								10	3	1:34.269	21.335	28.080	44.854	269.3	54:01.896
								11	3	1:33.990	21.223	27.858	44.909	268.7	55:35.886
								12	3	1:34.174	21.255	27.792	45.127	268.0	57:10.060
								13	3	1:44.559B	21.881	28.964	53.714	231.8	58:54.619

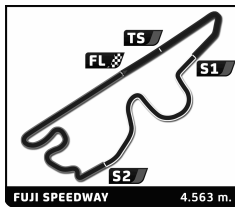


**FIA WEC**  
**6 Hours of Fuji**  
Qualifying Practice

Sector Analysis

Personal Best Session Best B Crossing the finish line in pit lane

Lap	D	Time	Sector 1	Sector 2	Sector 3	T. Spd	Elapsed	Lap	D	Time	Sector 1	Sector 2	Sector 3	T. Spd	Elapsed
<b>50</b>	<b>Larbre Competition</b> 1. Patrick BORNHAUSER 2. Julien CANAL 3. Fernando REES Chevrolet Corvette C6-ZR1 LMGTE Am							11	3	1:42.003	22.302	31.441	48.260	261.5	21:22.605
	12	3	1:42.041	22.447	31.343	48.251	260.2	23:04.646							
	13	3	1:42.005	22.466	31.354	48.185	260.9	24:46.651							
	14	3	1:41.709	22.219	31.263	48.227	260.9	26:28.360							
	1	3	2:16.636	55.328	32.270	49.038	133.2	2:16.636							
	2	3	1:41.121	22.330	31.197	47.594	262.8	3:57.757							
	3	3	1:40.521	22.124	30.802	47.595	265.4	5:38.278							
	4	3	<b>1:40.231</b>	<b>21.924</b>	<b>30.772</b>	<b>47.535</b>	265.4	7:18.509							
	5	3	1:47.148 B	22.163	30.785	54.200	266.7	9:05.657							
	6	2	3:19.690	1:59.169	32.187	48.334	140.8	12:25.347							
	7	2	1:41.722	22.313	31.521	47.888	259.6	14:07.069							
	8	2	1:41.163	22.187	31.170	47.806	260.2	15:48.232							
	9	2	1:41.344	22.144	31.297	47.903	259.0	17:29.576							
	10	2	1:41.700	22.237	31.446	48.017	257.8	19:11.276							
11	2	1:42.010	22.289	31.420	48.301	259.0	20:53.286								
12	2	1:41.733	22.225	31.366	48.142	259.0	22:35.019								
13	2	2:04.130 B	22.195	35.937	1:05.998	259.0	24:39.149								
<b>51</b>	<b>AF Corse</b> 1. Gianmaria BRUNI 2. Giancarlo FISICHELLA Ferrari F458 Italia LMGTE Pro							1	2	5:25.488	4:03.421	34.169	47.898	108.8	5:25.488
	2	2	1:40.053	21.895	31.084	47.074	265.4	7:05.541							
	3	2	1:40.708	21.927	30.870	47.911	270.0	8:46.249							
	4	2	1:39.870	21.766	30.859	47.245	268.0	10:26.119							
	5	2	1:46.713 B	21.841	31.185	53.687	268.0	12:12.832							
	6	1	3:15.164	1:51.607	31.969	51.588	138.3	15:27.996							
	7	1	1:40.230	22.039	30.954	47.237	266.7	17:08.226							
	8	1	1:39.426	<b>21.682</b>	30.815	<b>46.929</b>	268.7	18:47.652							
	9	1	1:46.298	21.740	35.291	49.267	268.7	20:33.950							
	10	1	1:39.881	21.825	31.008	47.048	267.3	22:13.831							
	11	1	<b>1:39.424</b>	21.733	<b>30.696</b>	46.995	266.7	23:53.255							
	<b>57</b>	<b>Krohn Racing</b> 1. Tracy KROHN 2. Niclas JONSSON 3. Maurizio MEDIANI Ferrari F458 Italia LMGTE Am							1	2	1:58.780	38.720	31.964	48.096	118.0
2		2	1:41.449	22.083	31.525	47.841	262.1	3:40.229							
3		2	<b>1:41.115</b>	<b>22.009</b>	<b>31.417</b>	<b>47.689</b>	264.1	5:21.344							
4		2	1:41.915	22.033	31.518	48.364	264.7	7:03.259							
5		2	1:51.375 B	22.361	31.741	57.273	266.0	8:54.634							
6		3	3:47.007	2:25.467	32.583	48.957	143.4	12:41.641							
7		3	1:42.085	22.208	31.541	48.336	261.5	14:23.726							
8		3	1:42.119	22.201	31.470	48.448	262.8	16:05.845							
9		3	1:41.854	22.264	31.538	48.052	263.4	17:47.699							
10		3	1:55.168 B	22.345	31.857	1:00.966	263.4	19:42.867							
<b>61</b>		<b>AF Corse</b> 1. Jack GERBER 2. Matt GRIFFIN 3. Marco CIOCI Ferrari F458 Italia LMGTE Am							1	2	2:39.714	1:11.769	33.504	54.441	130.3
	2	2	1:42.460	22.522	31.903	48.035	249.4	4:22.174							
	3	2	1:41.284	22.206	31.284	47.794	261.5	6:03.458							
	4	2	1:41.274	22.259	31.300	<b>47.715</b>	262.1	7:44.732							
	5	2	1:41.221	<b>22.061</b>	<b>31.250</b>	47.910	263.4	9:25.953							
	6	2	<b>1:41.185</b>	22.069	31.267	47.849	262.1	11:07.138							
	7	2	1:49.863 B	22.117	31.325	56.421	261.5	12:57.001							
	8	3	3:18.550	1:57.454	32.465	48.631	142.3	16:15.551							
	9	3	1:42.782	22.501	31.485	48.796	259.0	17:58.333							
	10	3	1:42.269	22.400	31.619	48.250	255.9	19:40.602							
	<b>76</b>	<b>IMSA Performance Matmut</b> 1. Raymond NARAC 2. Jean-Karl VERNAY 3. Markus PALTALA Porsche 911 GT3 RSR LMGTE Am							1	2	5:05.394	3:45.264	31.817	48.313	134.3
2		2	1:41.199	22.348	<b>31.131</b>	47.720	260.2	6:46.593							
3		2	1:41.414	22.063	31.817	<b>47.534</b>	263.4	8:28.007							
4		2	<b>1:40.778</b>	22.007	31.199	47.572	266.7	10:08.785							
5		2	1:43.688	23.715	31.839	48.134	266.7	11:52.473							
6		2	2:05.016 B	<b>21.953</b>	44.824	58.239	264.7	13:57.489							
7		3	3:01.693	1:39.608	32.937	49.148	141.0	16:59.182							
8		3	1:42.525	22.468	31.515	48.542	262.1	18:41.707							
9		3	1:42.397	22.449	31.598	48.350	257.8	20:24.104							
10		3	1:42.358	22.263	31.688	48.407	256.5	22:06.462							
11		3	1:43.010	22.319	32.142	48.549	254.7	23:49.472							
12		3	1:42.578	22.289	31.639	48.650	257.1	25:32.050							
<b>81</b>	<b>8 Star Motorsports</b> 1. Vicente POTOLICCHIO 2. Rui AGUAS 3. Davide RIGON Ferrari F458 Italia LMGTE Am							1	3	2:09.525	47.932	32.149	49.444	131.9	2:09.525
	2	3	1:41.456	22.213	31.169	48.074	260.2	3:50.981							
	3	3	1:41.182	22.075	31.274	<b>47.833</b>	262.1	5:32.163							
	4	3	<b>1:40.878</b>	<b>22.019</b>	<b>30.981</b>	47.878	263.4	7:13.041							
	5	3	1:49.058 B	22.162	31.473	55.423	263.4	9:02.099							
	6	2	3:02.470	1:41.004	32.665	48.801	137.6	12:04.569							
	7	2	1:41.728	22.172	31.532	48.024	262.8	13:46.297							
	8	2	1:45.549	22.229	33.228	50.092	262.1	15:31.846							
	9	2	1:42.627	22.250	31.973	48.404	262.1	17:14.473							
	10	2	1:41.984	22.171	31.619	48.194	263.4	18:56.457							
	11	2	1:42.261	22.243	31.629	48.389	262.8	20:38.718							
	12	2	1:41.933	22.362	31.305	48.266	264.7	22:20.651							
	13	2	1:41.689	22.323	31.354	48.012	262.1	24:02.340							
	14	2	1:42.128	22.488	31.145	48.495	262.8	25:44.468							
<b>88</b>	<b>Proton Competition</b> 1. Christian RIED 2. Gianluca RODA 3. Paolo RUBERTI Porsche 911 GT3 RSR LMGTE Am							1	3	7:00.120	5:38.447	31.827	49.846	136.5	7:00.120
	2	3	1:39.829	21.898	30.855	<b>47.076</b>	259.6	8:39.949							
	3	3	<b>1:39.702</b>	<b>21.829</b>	<b>30.757</b>	47.116	264.7	10:19.651							
	4	3	1:49.484 B	21.887	31.388	56.209	263.4	12:09.135							
	5	1	3:19.383	1:55.888	32.054	51.441	141.5	15:28.518							
	6	1	1:43.022	22.153	31.933	48.936	259.0	17:11.540							
	7	1	1:42.694	22.240	31.824	48.630	262.8	18:54.234							
	8	1	1:43.253	22.285	32.202	48.766	262.8	20:37.487							
	9	1	2:00.384 B	23.878	34.554	1:01.952	233.3	22:37.871							
	<b>91</b>	<b>Porsche AG Team Manthey</b> 1. Jörg BERGMEISTER 2. Patrick PILET Porsche 911 RSR LMGTE Pro							1	2	6:57.079	5:32.544	31.120	53.415	128.6
2		2	1:39.589	21.858	30.895	46.836	264.7	8:36.668							
3		2	<b>1:39.174</b>	21.858	30.600	<b>46.716</b>	264.7	10:15.842							
4		2	1:39.185	<b>21.798</b>	<b>30.559</b>	46.828	264.7	11:55.027							
5		2	1:48.344 B	22.311	31.870	54.163	263.4	13:43.371							



**FIA WEC**  
**6 Hours of Fuji**  
Qualifying Practice

Sector Analysis

											Personal Best		Session Best		B Crossing the finish line in pit lane	
Lap	D	Time	Sector 1	Sector 2	Sector 3	T. Spd	Elapsed	Lap	D	Time	Sector 1	Sector 2	Sector 3	T. Spd	Elapsed	
<b>92</b> Porsche AG Team Manthey Porsche 911 RSR LMGTE Pro																
1. Marc LIEB																
2. Richard LIETZ																
1	1	4:59.619	3:39.930	32.094	47.595	131.2	4:59.619									
2	1	1:39.560	22.177	30.556	46.827	261.5	6:39.179									
3	1	1:39.434	22.096	30.490	46.848	262.1	8:18.613									
4	1	1:39.650	22.066	30.612	46.972	263.4	9:58.263									
5	1	1:47.057	22.188	30.994	53.875	261.5	11:45.320									
6	2	3:03.692	1:44.448	31.191	48.053	126.0	14:49.012									
7	2	1:42.036	22.162	32.018	47.856	263.4	16:31.048									
8	2	1:40.214	22.073	30.782	47.359	263.4	18:11.262									
9	2	1:40.091	21.967	30.723	47.401	263.4	19:51.353									
10	2	1:40.043	22.023	30.718	47.302	262.8	21:31.396									
11	2	1:40.075	22.024	30.693	47.358	262.1	23:11.471									
12	2	2:15.676	22.183	38.591	1:14.902	262.8	25:27.147									
<b>95</b> Aston Martin Racing Aston Martin Vantage V8 LMGTE Am																
1. Christoffer NYGAARD																
2. Kristian POULSEN																
3. Bruno SENNA																
1	3	1:49.067	29.543	31.476	48.048	128.7	1:49.067									
2	3	1:40.547	22.211	30.948	47.388	256.5	3:29.614									
3	3	1:39.765	22.024	30.663	47.078	259.6	5:09.379									
4	3	1:41.095	21.925	31.390	47.780	262.1	6:50.474									
5	3	1:48.432	21.940	30.728	55.764	262.8	8:38.906									
6	1	3:19.104	1:54.714	35.798	48.592	141.0	11:58.010									
7	1	1:41.303	22.051	31.313	47.939	264.1	13:39.313									
8	1	1:44.122	22.299	31.118	50.705	262.8	15:23.435									
9	1	1:41.678	22.173	31.449	48.056	262.1	17:05.113									
10	1	1:41.199	22.047	31.262	47.890	263.4	18:46.312									
11	1	1:41.087	22.003	31.055	48.029	263.4	20:27.399									
12	1	2:07.115	21.995	31.077	1:14.043	263.4	22:34.514									
<b>96</b> Aston Martin Racing Aston Martin Vantage V8 LMGTE Am																
1. Stuart HALL																
2. Jamie CAMPBELL-WALTER																
3. Jonathan ADAM																
1	2	3:08.639	1:46.848	32.752	49.039	127.8	3:08.639									
2	2	1:40.919	22.216	31.182	47.521	260.9	4:49.558									
3	2	1:40.683	22.006	31.212	47.465	262.8	6:30.241									
4	2	1:40.617	22.260	30.988	47.369	263.4	8:10.858									
5	2	1:47.300	22.120	31.509	53.671	264.1	9:58.158									
6	1	2:56.488	1:31.874	34.302	50.312	123.9	12:54.646									
7	1	1:41.115	22.250	30.973	47.892	263.4	14:35.761									
8	1	1:40.884	22.362	30.990	47.532	266.0	16:16.645									
9	1	1:41.567	22.233	31.081	48.253	265.4	17:58.212									
10	1	1:56.287	22.194	30.830	1:03.263	267.3	19:54.499									
<b>97</b> Aston Martin Racing Aston Martin Vantage V8 LMGTE Pro																
1. Darren TURNER																
2. Stefan MÜCKE																
3. Frédéric MAKOWIECKI																
1	3	3:46.627	2:25.577	33.446	47.604	109.6	3:46.627									
2	3	1:39.029	21.856	30.455	46.718	266.7	5:25.656									
3	3	1:38.605	21.534	30.249	46.822	274.1	7:04.261									
4	3	1:51.847	23.213	31.649	56.985	270.7	8:56.108									
<b>99</b> Aston Martin Racing Aston Martin Vantage V8 LMGTE Pro																
1. Pedro LAMY																
2. Richie STANAWAY																
1	1	2:32.150	1:07.925	33.961	50.264	83.4	2:32.150									
2	1	1:39.311	21.980	30.283	47.048	262.8	4:11.461									
3	1	1:39.657	21.906	30.589	47.162	265.4	5:51.118									
4	1	1:39.485	21.873	30.567	47.045	266.0	7:30.603									
5	1	1:39.370	21.813	30.483	47.074	266.0	9:09.973									
6	1	1:46.847	22.283	31.266	53.298	243.8	10:56.820									
7	2	3:37.174	2:11.984	34.353	50.837	137.6	14:33.994									
8	2	1:39.790	21.769	30.835	47.186	266.0	16:13.784									
9	2	1:39.896	21.816	30.558	47.522	266.0	17:53.680									
10	2	1:40.074	21.769	30.795	47.510	266.0	19:33.754									
11	2	1:53.290	21.827	31.198	1:00.265	265.4	21:27.044									