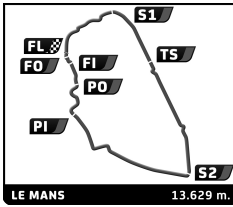


FIA WEC 83^e Edition des 24 Heures du Mans Race

Pit Stop Analysis



Nr.	In Time	In Driver	Out Time	Out Driver	Pit Time	T. Pit Time	Nr.	In Time	In Driver	Out Time	Out Driver	Pit Time	T. Pit Time
1 Toyota Racing Toyota TS 040 - Hybrid LMP1 H							20 06:59:11.847 M. CONWAY 07:00:32.104 A. WURZ 1:20.257 21:40.559 21 07:52:15.682 A. WURZ 07:55:52.834 A. WURZ 3:37.152 25:17.711 22 08:49:21.845 A. WURZ 08:50:18.139 A. WURZ 56.294 26:14.005 23 09:35:40.669 A. WURZ 09:37:02.238 S. SARRAZIN 1:21.569 27:35.574 24 10:21:57.570 S. SARRAZIN 10:22:53.725 S. SARRAZIN 56.155 28:31.729 25 11:07:35.661 S. SARRAZIN 11:08:31.927 S. SARRAZIN 56.266 29:27.995 26 11:53:37.742 S. SARRAZIN 11:54:57.624 M. CONWAY 1:19.882 30:47.877 27 12:39:15.587 M. CONWAY 12:40:13.955 M. CONWAY 58.368 31:46.245 28 13:24:34.311 M. CONWAY 13:25:32.319 M. CONWAY 58.008 32:44.253 29 14:10:04.526 M. CONWAY 14:11:24.432 A. WURZ 1:19.906 34:04.159 30 14:53:00.919 A. WURZ 14:54:06.987 A. WURZ 1:06.068 35:10.227						
2 Toyota Racing Toyota TS 040 - Hybrid LMP1 H							4 Team Bykolles CLM P1/O1 - AER LMP1						
1 15:41:31.596 S. BUEMI 15:42:28.692 S. BUEMI 57.096 57.096 2 16:42:23.910 S. BUEMI 16:43:19.909 S. BUEMI 55.999 1:53.095 3 17:28:21.792 S. BUEMI 17:29:47.263 A. DAVIDSON 1:25.471 3:18.566 4 18:49:05.110 A. DAVIDSON 18:50:01.253 A. DAVIDSON 56.143 4:14.709 5 19:34:14.030 A. DAVIDSON 19:35:10.699 A. DAVIDSON 56.669 5:11.378 6 20:02:49.868 A. DAVIDSON 20:16:43.381 K. NAKAJIMA 13:53.513 19:04.891 7 21:01:56.774 K. NAKAJIMA 21:02:53.170 K. NAKAJIMA 56.396 20:01.287 8 21:47:16.539 K. NAKAJIMA 21:48:13.328 K. NAKAJIMA 56.789 20:58.076 9 22:33:00.175 K. NAKAJIMA 22:34:22.031 S. BUEMI 1:21.856 22:19.932 10 23:38:58.444 S. BUEMI 23:39:54.729 S. BUEMI 56.285 23:16.217 11 00:24:32.727 S. BUEMI 00:25:29.365 S. BUEMI 56.638 24:12.855 12 01:11:36.130 S. BUEMI 01:12:55.390 A. DAVIDSON 1:19.260 25:32.115 13 01:57:47.027 A. DAVIDSON 01:58:43.959 A. DAVIDSON 56.932 26:29.047 14 02:44:45.683 A. DAVIDSON 02:45:42.390 A. DAVIDSON 56.707 27:25.754 15 03:30:05.844 A. DAVIDSON 03:31:25.904 K. NAKAJIMA 1:20.060 28:45.814 16 04:15:46.360 K. NAKAJIMA 04:16:43.696 K. NAKAJIMA 57.336 29:43.150 17 05:01:41.761 K. NAKAJIMA 05:02:38.567 K. NAKAJIMA 56.806 30:39.956 18 05:47:04.580 K. NAKAJIMA 05:48:26.193 S. BUEMI 1:21.613 32:01.569 19 06:33:00.744 S. BUEMI 06:34:02.687 S. BUEMI 1:01.943 33:03.512 20 07:18:58.900 S. BUEMI 07:19:55.644 S. BUEMI 56.744 34:00.256 21 08:27:55.517 S. BUEMI 08:28:52.252 S. BUEMI 56.735 34:56.991 22 09:14:31.598 S. BUEMI 09:15:50.394 A. DAVIDSON 1:18.796 36:15.787 23 10:01:24.357 A. DAVIDSON 10:02:20.927 A. DAVIDSON 56.570 37:12.357 24 10:46:39.280 A. DAVIDSON 10:47:35.773 A. DAVIDSON 56.493 38:08.850 25 11:32:13.016 A. DAVIDSON 11:33:32.661 K. NAKAJIMA 1:19.645 39:28.495 26 12:17:50.418 K. NAKAJIMA 12:18:52.763 K. NAKAJIMA 1:02.345 40:30.840 27 13:03:09.347 K. NAKAJIMA 13:04:05.889 K. NAKAJIMA 56.542 41:27.382 28 13:48:17.710 K. NAKAJIMA 13:49:37.426 S. BUEMI 1:19.716 42:47.098 29 14:34:03.628 S. BUEMI 14:34:59.279 S. BUEMI 55.651 43:42.749							1 15:37:29.097 P. KAFFER 15:38:55.918 P. KAFFER 1:26.821 1:26.821 2 16:37:39.574 P. KAFFER 16:39:16.497 S. TRUMMER 1:36.923 3:03.744 3 16:50:50.207 S. TRUMMER 17:06:21.514 S. TRUMMER 15:31.307 18:35.051 4 17:47:33.700 S. TRUMMER 17:57:15.296 S. TRUMMER 9:41.596 28:16.647 5 18:24:46.673 S. TRUMMER 18:45:48.963 S. TRUMMER 21:02.290 49:18.937 6 19:08:30.683 S. TRUMMER 19:45:06.928 T. MONTEIRO 36:36.245 1:25:55.182 7 20:03:53.986 T. MONTEIRO 20:42:27.363 T. MONTEIRO 38:33.377 2:04:28.559 8 20:46:18.785 T. MONTEIRO 21:08:54.808 T. MONTEIRO 22:36.023 2:27:04.582 9 21:49:50.410 T. MONTEIRO 21:50:53.154 T. MONTEIRO 1:02.744 2:28:07.326 10 22:31:52.084 T. MONTEIRO 23:22:37.676 T. MONTEIRO 50:45.592 3:18:52.918 11 00:04:39.110 T. MONTEIRO 00:06:16.108 P. KAFFER 1:36.998 3:20:29.916 12 00:46:50.562 P. KAFFER 00:47:52.108 P. KAFFER 1:01.546 3:21:31.462 13 01:30:00.849 P. KAFFER 01:31:09.638 P. KAFFER 1:08.789 3:22:40.251 14 02:11:32.388 P. KAFFER 02:12:38.169 P. KAFFER 1:05.781 3:23:46.032 15 02:54:34.691 P. KAFFER 02:56:16.456 S. TRUMMER 1:41.765 3:25:27.797 16 03:37:45.198 S. TRUMMER 03:55:48.132 S. TRUMMER 18:02.934 3:43:30.731 17 04:36:36.590 S. TRUMMER 04:37:38.788 S. TRUMMER 1:02.198 3:44:32.929 18 05:19:46.295 S. TRUMMER 05:20:47.553 S. TRUMMER 1:01.258 3:45:34.187 19 05:50:40.811 S. TRUMMER 06:37:46.023 T. MONTEIRO 47:05.212 4:32:39.399 20 07:18:46.619 T. MONTEIRO 07:20:24.837 T. MONTEIRO 1:38.218 4:34:17.617 21 07:52:23.520 T. MONTEIRO 08:22:07.231 T. MONTEIRO 29:43.711 5:04:01.328 22 09:03:52.487 T. MONTEIRO 09:04:53.303 T. MONTEIRO 1:00.816 5:05:02.144 23 09:20:21.445 T. MONTEIRO 10:01:21.918 P. KAFFER 41:00.473 5:46:02.617 24 10:34:17.081 P. KAFFER 10:54:27.064 P. KAFFER 20:09.983 6:06:12.600 25 11:31:32.802 P. KAFFER 11:32:31.881 P. KAFFER 59.079 6:07:11.679 26 12:08:28.376 P. KAFFER 12:10:08.324 S. TRUMMER 1:39.948 6:08:51.627 27 12:46:43.811 S. TRUMMER 12:47:50.745 S. TRUMMER 1:06.934 6:09:58.561 28 13:24:33.698 S. TRUMMER 13:25:38.290 S. TRUMMER 1:04.592 6:11:03.153 29 13:52:32.985 S. TRUMMER 14:48:24.371 S. TRUMMER 55:51.386 7:06:54.539						
7 Audi Sport Team Joest Audi R18 e-tron quattro LMP1 H							1 15:37:40.318 A. LOTTERER 15:38:35.387 A. LOTTERER 55.069 55.069 2 16:38:37.014 A. LOTTERER 16:39:33.507 A. LOTTERER 56.493 1:51.562 3 17:23:38.088 A. LOTTERER 17:24:34.802 A. LOTTERER 56.714 2:48.276 4 17:34:44.243 A. LOTTERER 17:35:47.617 B. TRÉLUYER 1:03.374 3:51.650 5 18:51:00.930 B. TRÉLUYER 18:51:57.763 B. TRÉLUYER 56.833 4:48.483 6 19:35:34.136 B. TRÉLUYER 19:36:31.105 B. TRÉLUYER 56.969 5:45.452 7 20:20:47.766 B. TRÉLUYER 20:21:44.638 B. TRÉLUYER 56.872 6:42.324 8 21:05:43.477 B. TRÉLUYER 21:07:02.076 M. FÄSSLER 1:18.599 8:00.923						

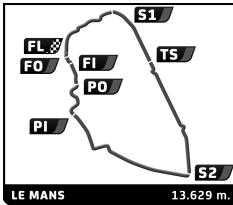


FIA WEC
83^e Edition des 24 Heures du Mans
Race

Pit Stop Analysis



Nr.	In Time	In Driver	Out Time	Out Driver	Pit Time	T. Pit Time	Nr.	In Time	In Driver	Out Time	Out Driver	Pit Time	T. Pit Time	
9	21:50:39.707	M. FÄSSLER	21:51:36.226	M. FÄSSLER	56.519	8:57.442	28	12:48:13.310	L. DI GRASSI	12:49:10.190	L. DI GRASSI	56.880	35:11.140	
10	22:35:34.252	M. FÄSSLER	22:36:30.463	M. FÄSSLER	56.211	9:53.653	29	13:29:04.838	L. DI GRASSI	13:29:59.709	L. DI GRASSI	54.871	36:06.011	
11	23:39:07.422	M. FÄSSLER	23:40:03.519	M. FÄSSLER	56.097	10:49.750	30	14:10:22.181	L. DI GRASSI	14:11:17.412	L. DI GRASSI	55.231	37:01.242	
12	00:23:56.028	M. FÄSSLER	00:25:16.727	A. LOTTERER	1:20.699	12:10.449	31	14:18:20.442	L. DI GRASSI	14:19:20.783	L. DI GRASSI	1:00.341	38:01.583	
13	01:10:32.829	A. LOTTERER	01:11:29.288	A. LOTTERER	56.459	13:06.908	9 Audi Sport Team Joest						LMP1	H
14	01:55:47.484	A. LOTTERER	01:56:43.896	A. LOTTERER	56.412	14:03.320	Audi R18 e-tron quattro							
15	02:42:04.736	A. LOTTERER	02:43:01.237	A. LOTTERER	56.501	14:59.821	1	15:31:00.787	M. BONANOMI	15:31:52.567	M. BONANOMI	51.780	51.780	
16	03:26:52.489	A. LOTTERER	03:28:23.691	B. TRÉLUYER	1:31.202	16:31.023	2	16:31:56.097	M. BONANOMI	16:32:52.657	M. BONANOMI	56.560	1:48.340	
17	04:11:57.688	B. TRÉLUYER	04:12:54.516	B. TRÉLUYER	56.828	17:27.851	3	17:17:29.645	M. BONANOMI	17:18:25.853	M. BONANOMI	56.208	2:44.548	
18	04:56:30.566	B. TRÉLUYER	04:57:27.477	B. TRÉLUYER	56.911	18:24.762	4	18:00:13.312	M. BONANOMI	18:02:56.027	F. ALBUQUERQUE	2:42.715	5:27.263	
19	05:41:49.223	B. TRÉLUYER	05:42:46.553	B. TRÉLUYER	57.330	19:22.092	5	19:14:37.859	F. ALBUQUERQUE	19:15:41.190	F. ALBUQUERQUE	1:03.331	6:30.594	
20	06:26:23.838	B. TRÉLUYER	06:27:51.122	M. FÄSSLER	1:27.284	20:49.376	6	19:59:14.286	F. ALBUQUERQUE	20:00:10.994	F. ALBUQUERQUE	56.708	7:27.302	
21	06:55:25.497	M. FÄSSLER	07:02:21.611	M. FÄSSLER	6:56.114	27:45.490	7	20:44:25.755	F. ALBUQUERQUE	20:45:21.942	F. ALBUQUERQUE	56.187	8:23.489	
22	08:08:10.173	M. FÄSSLER	08:10:38.937	M. FÄSSLER	2:28.764	30:14.254	8	21:29:32.090	F. ALBUQUERQUE	21:30:52.675	R. RAST	1:20.585	9:44.074	
23	08:55:09.083	M. FÄSSLER	08:56:06.061	M. FÄSSLER	56.978	31:11.232	9	22:14:40.710	R. RAST	22:15:37.598	R. RAST	56.888	10:40.962	
24	09:41:08.333	M. FÄSSLER	09:42:05.729	M. FÄSSLER	57.396	32:08.628	10	23:17:24.775	R. RAST	23:18:21.078	R. RAST	56.303	11:37.265	
25	10:25:31.591	M. FÄSSLER	10:26:52.377	A. LOTTERER	1:20.786	33:29.414	11	00:03:18.993	R. RAST	00:04:15.989	R. RAST	56.996	12:34.261	
26	10:53:50.270	A. LOTTERER	10:54:20.962	A. LOTTERER	30.692	34:00.106	12	00:48:06.526	R. RAST	00:49:26.521	M. BONANOMI	1:19.995	13:54.256	
27	11:10:58.037	A. LOTTERER	11:11:54.814	A. LOTTERER	56.777	34:56.883	13	01:35:14.511	M. BONANOMI	01:36:11.154	M. BONANOMI	56.643	14:50.899	
28	11:55:48.435	A. LOTTERER	11:56:45.110	A. LOTTERER	56.675	35:53.558	14	02:20:19.227	M. BONANOMI	02:21:15.668	M. BONANOMI	56.441	15:47.340	
29	12:40:03.046	A. LOTTERER	12:42:26.794	B. TRÉLUYER	2:23.748	38:17.306	15	03:06:34.468	M. BONANOMI	03:07:30.843	M. BONANOMI	56.375	16:43.715	
30	12:45:44.869	B. TRÉLUYER	12:47:39.918	B. TRÉLUYER	1:55.049	40:12.355	16	03:51:29.059	M. BONANOMI	03:53:09.672	F. ALBUQUERQUE	1:40.613	18:24.328	
31	13:31:05.138	B. TRÉLUYER	13:32:02.210	B. TRÉLUYER	57.072	41:09.427	17	04:36:56.358	F. ALBUQUERQUE	04:37:53.612	F. ALBUQUERQUE	57.254	19:21.582	
32	14:15:48.263	B. TRÉLUYER	14:16:48.177	B. TRÉLUYER	59.914	42:09.341	18	05:22:34.720	F. ALBUQUERQUE	05:23:31.257	F. ALBUQUERQUE	56.537	20:18.119	
8 Audi Sport Team Joest							LMP1	H						
Audi R18 e-tron quattro														
1	15:34:17.724	L. DUVAL	15:35:11.622	L. DUVAL	53.898	53.898	19	06:07:19.606	F. ALBUQUERQUE	06:08:16.131	F. ALBUQUERQUE	56.525	21:14.644	
2	16:35:20.831	L. DUVAL	16:36:18.583	L. DUVAL	57.752	1:51.650	20	06:52:41.682	F. ALBUQUERQUE	06:54:11.092	R. RAST	1:29.410	22:44.054	
3	17:20:57.994	L. DUVAL	17:21:54.677	L. DUVAL	56.683	2:48.333	21	07:37:52.563	R. RAST	07:38:49.438	R. RAST	56.875	23:40.929	
4	17:52:56.010	L. DUVAL	17:57:08.690	L. DI GRASSI	4:12.680	7:01.013	22	08:47:52.360	R. RAST	08:48:50.198	R. RAST	57.838	24:38.767	
5	19:11:14.572	L. DI GRASSI	19:12:10.751	L. DI GRASSI	56.179	7:57.192	23	09:34:09.947	R. RAST	09:35:07.152	R. RAST	57.205	25:35.972	
6	19:55:57.223	L. DI GRASSI	19:56:53.900	L. DI GRASSI	56.677	8:53.869	24	10:19:42.168	R. RAST	10:21:04.257	M. BONANOMI	1:22.089	26:58.061	
7	20:41:04.381	L. DI GRASSI	20:42:01.256	L. DI GRASSI	56.875	9:50.744	25	11:05:47.517	M. BONANOMI	11:06:44.698	M. BONANOMI	57.181	27:55.242	
8	21:26:06.703	L. DI GRASSI	21:27:26.236	O. JARVIS	1:19.533	11:10.277	26	11:31:19.229	M. BONANOMI	11:34:37.026	M. BONANOMI	3:17.797	31:13.039	
9	22:11:09.132	O. JARVIS	22:12:06.971	O. JARVIS	57.839	12:08.116	27	11:56:37.351	M. BONANOMI	12:15:05.592	F. ALBUQUERQUE	18:28.241	49:41.280	
10	23:13:40.504	O. JARVIS	23:14:38.702	O. JARVIS	58.198	13:06.314	28	12:59:34.268	F. ALBUQUERQUE	13:00:32.488	F. ALBUQUERQUE	58.220	50:39.500	
11	00:00:26.086	O. JARVIS	00:01:23.780	O. JARVIS	57.694	14:04.008	29	13:45:18.027	F. ALBUQUERQUE	13:46:15.259	F. ALBUQUERQUE	57.232	51:36.732	
12	00:45:23.830	O. JARVIS	00:46:48.347	L. DUVAL	1:24.517	15:28.525	30	14:31:25.076	F. ALBUQUERQUE	14:32:20.913	F. ALBUQUERQUE	55.837	52:32.569	
13	01:32:45.827	L. DUVAL	01:33:44.097	L. DUVAL	58.270	16:26.795	12 Rebellion Racing						LMP1	
14	02:17:44.980	L. DUVAL	02:18:42.987	L. DUVAL	58.007	17:24.802	Rebellion R-One - AER							
15	03:04:21.656	L. DUVAL	03:05:20.795	L. DUVAL	59.139	18:23.941	1	15:32:08.300	M. BECHE	15:33:23.851	M. BECHE	1:15.551	1:15.551	
16	03:49:18.196	L. DUVAL	03:50:59.257	L. DI GRASSI	1:41.061	20:05.002	2	16:31:20.115	M. BECHE	16:32:27.930	M. BECHE	1:07.815	2:23.366	
17	04:34:50.842	L. DI GRASSI	04:35:49.324	L. DI GRASSI	58.482	21:03.484	3	17:11:46.541	M. BECHE	17:12:52.650	M. BECHE	1:06.109	3:29.475	
18	05:20:22.505	L. DI GRASSI	05:21:19.849	L. DI GRASSI	57.344	22:00.828	4	17:51:53.679	M. BECHE	17:53:37.249	N. HEIDFELD	1:43.570	5:13.045	
19	06:05:03.945	L. DI GRASSI	06:06:01.731	L. DI GRASSI	57.786	22:58.614	5	19:06:03.703	N. HEIDFELD	19:07:12.266	N. HEIDFELD	1:08.563	6:21.608	
20	06:50:25.446	L. DI GRASSI	06:51:55.973	O. JARVIS	1:30.527	24:29.141	6	19:45:45.083	N. HEIDFELD	19:46:54.547	N. HEIDFELD	1:09.464	7:31.072	
21	07:36:03.682	O. JARVIS	07:37:00.431	O. JARVIS	56.749	25:25.890	7	20:26:00.974	N. HEIDFELD	20:27:07.209	N. HEIDFELD	1:06.235	8:37.307	
22	08:45:49.765	O. JARVIS	08:46:46.812	O. JARVIS	57.047	26:22.937	8	21:06:09.941	N. HEIDFELD	21:07:51.481	N. PROST	1:41.540	10:18.847	
23	09:31:02.606	O. JARVIS	09:32:03.434	O. JARVIS	1:00.828	27:23.765	9	21:46:40.502	N. PROST	21:47:44.838	N. PROST	1:04.336	11:23.183	
24	10:15:58.351	O. JARVIS	10:17:18.740	L. DUVAL	1:20.389	28:44.154	10	22:26:46.837	N. PROST	22:27:57.162	N. PROST	1:10.325	12:33.508	
25	11:01:31.891	L. DUVAL	11:02:48.359	L. DUVAL	1:16.468	30:00.622	11	23:30:19.256	N. PROST	23:31:26.225	N. PROST	1:06.969	13:40.477	
26	11:47:13.899	L. DUVAL	11:50:24.015	L. DI GRASSI	3:10.116	33:10.738	12	00:10:24.320	N. PROST	00:13:42.789	M. BECHE	3:18.469	16:58.946	
27	12:03:49.808	L. DI GRASSI	12:04:53.330	L. DI GRASSI	1:03.522	34:14.260	13	00:19:12.074	M. BECHE	01:01:54.579	M. BECHE	42:42.505	59:41.451	
							14	01:41:38.827	M. BECHE	01:42:45.563	M. BECHE	1:06.736	1:00:48.187	

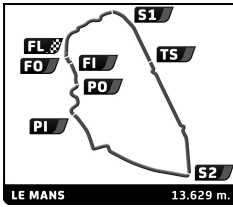


FIA WEC 83^e Edition des 24 Heures du Mans Race

Pit Stop Analysis



Nr.	In Time	In Driver	Out Time	Out Driver	Pit Time	T. Pit Time	Nr.	In Time	In Driver	Out Time	Out Driver	Pit Time	T. Pit Time
15	02:22:05.760	M. BECHE	02:23:13.814	M. BECHE	1:08.054	1:01:56.241	32	14:29:22.929	A. IMPERATORI	14:31:18.997	A. IMPERATORI	1:56.068	2:55:11.051
16	03:03:24.665	M. BECHE	03:05:18.064	N. HEIDFELD	1:53.399	1:03:49.640	17 Porsche Team Porsche 919 Hybrid LMP1 H						
17	03:44:28.755	N. HEIDFELD	03:45:36.861	N. HEIDFELD	1:08.106	1:04:57.746	1	15:40:56.396	T. BERNHARD	15:41:48.091	T. BERNHARD	51.695	51.695
18	04:24:41.796	N. HEIDFELD	04:26:02.748	N. HEIDFELD	1:20.952	1:06:18.698	2	16:45:20.091	T. BERNHARD	16:46:12.460	T. BERNHARD	52.369	1:44.064
19	04:36:44.745	N. HEIDFELD	05:22:48.487	N. PROST	46:03.742	1:52:22.440	3	17:30:34.530	T. BERNHARD	17:31:46.743	B. HARTLEY	1:12.213	2:56.277
20	06:01:50.808	N. PROST	06:03:00.383	N. PROST	1:09.575	1:53:32.015	4	18:53:27.858	B. HARTLEY	18:54:20.308	B. HARTLEY	52.450	3:48.727
21	06:34:42.024	N. PROST	06:40:57.515	N. PROST	6:15.491	1:59:47.506	5	19:38:10.831	B. HARTLEY	19:39:02.795	B. HARTLEY	51.964	4:40.691
22	07:10:06.028	N. PROST	07:34:52.355	M. BECHE	24:46.327	2:24:33.833	6	20:23:30.228	B. HARTLEY	20:24:44.272	M. WEBBER	1:14.044	5:54.735
23	08:08:04.030	M. BECHE	08:10:42.036	M. BECHE	2:38.006	2:27:11.839	7	21:09:08.008	M. WEBBER	21:09:59.553	M. WEBBER	51.545	6:46.280
24	08:50:46.199	M. BECHE	08:51:55.501	M. BECHE	1:09.302	2:28:21.141	8	21:53:49.751	M. WEBBER	21:54:41.767	M. WEBBER	52.016	7:38.296
25	09:13:25.796	M. BECHE	09:13:57.136	M. BECHE	31.340	2:28:52.481	9	22:38:36.369	M. WEBBER	22:39:28.273	M. WEBBER	51.904	8:30.200
26	09:31:47.727	M. BECHE	09:32:56.012	M. BECHE	1:08.285	2:30:00.766	10	23:39:06.915	M. WEBBER	23:40:41.902	M. WEBBER	1:34.987	10:05.187
27	10:11:36.079	M. BECHE	10:13:21.213	N. HEIDFELD	1:45.134	2:31:45.900	11	23:44:02.332	M. WEBBER	23:45:17.430	T. BERNHARD	1:15.098	11:20.285
28	10:52:22.601	N. HEIDFELD	10:56:13.911	N. HEIDFELD	3:51.310	2:35:37.210	12	00:29:11.218	T. BERNHARD	00:30:03.845	T. BERNHARD	52.627	12:12.912
29	11:25:13.555	N. HEIDFELD	11:27:01.109	N. HEIDFELD	1:47.554	2:37:24.764	13	01:15:34.772	T. BERNHARD	01:16:27.254	T. BERNHARD	52.482	13:05.394
30	11:34:08.121	N. HEIDFELD	12:00:46.965	N. PROST	26:38.844	3:04:03.608	14	02:00:40.576	T. BERNHARD	02:01:32.582	T. BERNHARD	52.006	13:57.400
31	12:39:40.172	N. PROST	12:40:46.989	N. PROST	1:06.817	3:05:10.425	15	02:47:05.650	T. BERNHARD	02:48:20.477	B. HARTLEY	1:14.827	15:12.227
32	13:19:44.376	N. PROST	13:20:49.801	N. PROST	1:05.425	3:06:15.850	16	03:32:19.578	B. HARTLEY	03:33:11.371	B. HARTLEY	51.793	16:04.020
33	14:00:18.245	N. PROST	14:02:13.479	N. HEIDFELD	1:55.234	3:08:11.084	17	04:16:53.993	B. HARTLEY	04:17:53.639	B. HARTLEY	59.646	17:03.666
34	14:41:45.652	N. HEIDFELD	14:42:49.049	N. HEIDFELD	1:03.397	3:09:14.481	18	05:02:21.251	B. HARTLEY	05:03:13.422	B. HARTLEY	52.171	17:55.837
13 Rebellion Racing Rebellion R-One - AER LMP1							19	05:47:21.265	B. HARTLEY	05:48:36.979	M. WEBBER	1:15.714	19:11.551
1	15:35:50.371	A. IMPERATORI	15:36:46.383	A. IMPERATORI	56.012	56.012	20	06:32:44.142	M. WEBBER	06:33:35.911	M. WEBBER	51.769	20:03.320
2	16:08:25.360	A. IMPERATORI	16:20:58.514	D. ABT	12:33.154	13:29.166	21	07:18:19.425	M. WEBBER	07:19:16.059	M. WEBBER	56.634	20:59.954
3	17:01:08.366	D. ABT	17:02:04.648	D. ABT	56.282	14:25.448	22	08:26:05.355	M. WEBBER	08:26:56.940	M. WEBBER	51.585	21:51.539
4	17:27:18.810	D. ABT	17:28:25.887	D. ABT	1:07.077	15:32.525	23	09:12:19.983	M. WEBBER	09:13:35.607	T. BERNHARD	1:15.624	23:07.163
5	18:12:19.919	D. ABT	18:15:01.699	D. ABT	2:41.780	18:14.305	24	09:57:58.652	T. BERNHARD	09:58:50.387	T. BERNHARD	51.735	23:58.898
6	19:12:02.011	D. ABT	19:13:39.382	D. KRAIHAMER	1:37.371	19:51.676	25	10:42:42.614	T. BERNHARD	10:43:34.306	T. BERNHARD	51.692	24:50.590
7	19:52:15.150	D. KRAIHAMER	19:53:12.760	D. KRAIHAMER	57.610	20:49.286	26	11:28:05.626	T. BERNHARD	11:29:03.194	T. BERNHARD	57.568	25:48.158
8	20:32:29.972	D. KRAIHAMER	20:33:26.829	D. KRAIHAMER	56.857	21:46.143	27	12:12:50.240	T. BERNHARD	12:14:08.475	B. HARTLEY	1:18.235	27:06.393
9	21:12:07.536	D. KRAIHAMER	21:13:15.352	D. KRAIHAMER	1:07.816	22:53.959	28	12:57:41.065	B. HARTLEY	12:58:33.095	B. HARTLEY	52.030	27:58.423
10	21:51:54.857	D. KRAIHAMER	21:53:29.706	A. IMPERATORI	1:34.849	24:28.808	29	13:42:25.717	B. HARTLEY	13:43:17.546	B. HARTLEY	51.829	28:50.252
11	22:32:32.212	A. IMPERATORI	22:33:30.133	A. IMPERATORI	57.921	25:26.729	30	14:28:03.736	B. HARTLEY	14:28:55.544	B. HARTLEY	51.808	29:42.060
12	23:35:24.296	A. IMPERATORI	23:36:33.713	A. IMPERATORI	1:09.417	26:36.146	18 Porsche Team Porsche 919 Hybrid LMP1 H						
13	00:15:13.831	A. IMPERATORI	00:16:13.047	A. IMPERATORI	59.216	27:35.362	1	15:37:36.260	N. JANI	15:38:26.671	N. JANI	50.411	50.411
14	00:55:10.618	A. IMPERATORI	00:57:00.040	D. ABT	1:49.422	29:24.784	2	16:42:01.812	N. JANI	16:42:54.083	N. JANI	52.271	1:42.682
15	01:38:03.264	D. ABT	01:39:24.382	D. ABT	1:21.118	30:45.902	3	17:27:22.808	N. JANI	17:28:36.022	M. LIEB	1:13.214	2:55.896
16	02:18:31.942	D. ABT	02:19:29.891	D. ABT	57.949	31:43.851	4	18:47:44.767	M. LIEB	18:48:36.841	M. LIEB	52.074	3:47.970
17	03:00:22.848	D. ABT	03:02:07.882	D. KRAIHAMER	1:45.034	33:28.885	5	19:32:26.439	M. LIEB	19:33:17.752	M. LIEB	51.313	4:39.283
18	03:41:05.355	D. KRAIHAMER	03:44:06.081	D. KRAIHAMER	3:00.726	36:29.611	6	19:53:44.836	M. LIEB	19:54:49.842	R. DUMAS	1:05.006	5:44.289
19	04:22:57.420	D. KRAIHAMER	04:23:55.327	D. KRAIHAMER	57.907	37:27.518	7	20:39:16.749	R. DUMAS	20:40:08.444	R. DUMAS	51.695	6:35.984
20	04:48:50.892	D. KRAIHAMER	05:33:13.368	A. IMPERATORI	44:22.476	1:21:49.994	8	21:23:55.639	R. DUMAS	21:24:50.991	R. DUMAS	55.352	7:31.336
21	06:11:45.942	A. IMPERATORI	06:12:43.867	A. IMPERATORI	57.925	1:22:47.919	9	22:06:03.624	R. DUMAS	22:07:36.767	N. JANI	1:33.143	9:04.479
22	06:51:45.646	A. IMPERATORI	06:53:02.383	A. IMPERATORI	1:16.737	1:24:04.656	10	23:13:01.854	N. JANI	23:13:54.511	N. JANI	52.657	9:57.136
23	07:02:42.632	A. IMPERATORI	07:38:03.962	D. ABT	35:21.330	1:59:25.986	11	23:59:38.286	N. JANI	00:00:29.394	N. JANI	51.108	10:48.244
24	08:42:00.396	D. ABT	08:43:10.215	D. ABT	1:09.819	2:00:35.805	12	00:44:46.333	N. JANI	00:45:37.836	N. JANI	51.503	11:39.747
25	09:23:17.742	D. ABT	09:24:14.936	D. ABT	57.194	2:01:32.999	13	01:21:36.532	N. JANI	01:23:06.210	M. LIEB	1:29.678	13:09.425
26	09:47:03.051	D. ABT	10:04:35.505	D. KRAIHAMER	17:32.454	2:19:05.453	14	02:07:05.741	M. LIEB	02:07:57.429	M. LIEB	51.688	14:01.113
27	10:43:27.449	D. KRAIHAMER	10:44:31.341	D. KRAIHAMER	1:03.892	2:20:09.345	15	02:53:47.194	M. LIEB	02:54:39.187	M. LIEB	51.993	14:53.106
28	11:20:31.900	D. KRAIHAMER	11:48:06.493	D. KRAIHAMER	27:34.593	2:47:43.938	16	03:38:35.957	M. LIEB	03:39:27.356	M. LIEB	51.399	15:44.505
29	12:26:32.040	D. KRAIHAMER	12:27:31.709	D. KRAIHAMER	59.669	2:48:43.607	17	04:23:33.973	M. LIEB	04:24:49.987	R. DUMAS	1:16.014	17:00.519
30	13:06:17.594	D. KRAIHAMER	13:09:13.846	A. IMPERATORI	2:56.252	2:51:39.859							
31	13:48:25.479	A. IMPERATORI	13:50:00.603	A. IMPERATORI	1:35.124	2:53:14.983							

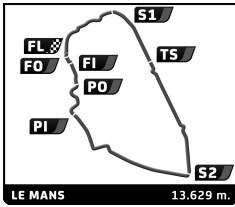


FIA WEC 83^e Edition des 24 Heures du Mans Race

Pit Stop Analysis



Nr.	In Time	In Driver	Out Time	Out Driver	Pit Time	T. Pit Time	Nr.	In Time	In Driver	Out Time	Out Driver	Pit Time	T. Pit Time																																																																																																																																																																																																																							
18	05:09:56.085	R. DUMAS	05:10:48.458	R. DUMAS	52.373	17:52.892	6	19:11:02.533	M. SHULZHITSKIY	19:19:38.014	M. SHULZHITSKIY	8:35.481	14:30.666																																																																																																																																																																																																																							
19	05:54:39.764	R. DUMAS	05:55:31.541	R. DUMAS	51.777	18:44.669	7	19:27:04.520	M. SHULZHITSKIY	19:39:12.345	M. SHULZHITSKIY	12:07.825	26:38.491																																																																																																																																																																																																																							
20	06:39:48.954	R. DUMAS	06:40:40.520	R. DUMAS	51.566	19:36.235	8	20:24:26.386	M. SHULZHITSKIY	20:25:25.785	M. SHULZHITSKIY	59.399	27:37.890																																																																																																																																																																																																																							
21	07:25:10.462	R. DUMAS	07:26:30.581	N. JANI	1:20.119	20:56.354	9	21:10:01.924	M. SHULZHITSKIY	21:21:22.910	T. MATSUDA	11:20.986	38:58.876																																																																																																																																																																																																																							
22	08:34:14.538	N. JANI	08:35:05.477	N. JANI	50.939	21:47.293	10	22:05:53.493	T. MATSUDA	22:07:03.958	T. MATSUDA	1:10.465	40:09.341																																																																																																																																																																																																																							
23	09:20:37.657	N. JANI	09:21:29.035	N. JANI	51.378	22:38.671	11	22:14:40.192	T. MATSUDA	23:20:53.245	T. MATSUDA	1:06:13.053	1:46:22.394																																																																																																																																																																																																																							
24	10:06:02.388	N. JANI	10:06:53.671	N. JANI	51.283	23:29.954	12	00:06:04.347	T. MATSUDA	00:07:30.719	T. MATSUDA	1:26.372	1:47:48.766																																																																																																																																																																																																																							
25	10:51:29.633	N. JANI	10:52:43.556	M. LIEB	1:13.923	24:43.877	13	00:22:17.689	T. MATSUDA	00:28:42.916	T. MATSUDA	6:25.227	1:54:13.993																																																																																																																																																																																																																							
26	11:36:56.354	M. LIEB	11:38:17.413	R. DUMAS	1:21.059	26:04.936	<div style="border: 1px solid black; padding: 5px; margin-bottom: 5px;"> 22 Nissan Motorsports Nissan GT-R LM Nismo LMP1 H </div> <table border="1"> <tbody> <tr><td>1</td><td>15:38:00.274</td><td>H. TINCKNELL</td><td>15:38:55.148</td><td>H. TINCKNELL</td><td>54.874</td><td>54.874</td></tr> <tr><td>2</td><td>16:42:39.462</td><td>H. TINCKNELL</td><td>16:43:40.594</td><td>H. TINCKNELL</td><td>1:01.132</td><td>1:56.006</td></tr> <tr><td>3</td><td>17:26:23.936</td><td>H. TINCKNELL</td><td>17:27:47.357</td><td>M. KRUMM</td><td>1:23.421</td><td>3:19.427</td></tr> <tr><td>4</td><td>18:05:17.003</td><td>M. KRUMM</td><td>18:10:37.601</td><td>M. KRUMM</td><td>5:20.598</td><td>8:40.025</td></tr> <tr><td>5</td><td>19:21:51.879</td><td>M. KRUMM</td><td>19:22:51.521</td><td>M. KRUMM</td><td>59.642</td><td>9:39.667</td></tr> <tr><td>6</td><td>20:00:03.725</td><td>M. KRUMM</td><td>20:08:24.320</td><td>A. BUNCOMBE</td><td>8:20.595</td><td>18:00.262</td></tr> <tr><td>7</td><td>20:53:42.696</td><td>A. BUNCOMBE</td><td>20:54:53.325</td><td>A. BUNCOMBE</td><td>1:10.629</td><td>19:10.891</td></tr> <tr><td>8</td><td>21:39:07.010</td><td>A. BUNCOMBE</td><td>21:40:05.944</td><td>A. BUNCOMBE</td><td>58.934</td><td>20:09.825</td></tr> <tr><td>9</td><td>22:25:05.256</td><td>A. BUNCOMBE</td><td>22:26:54.748</td><td>H. TINCKNELL</td><td>1:49.492</td><td>21:59.317</td></tr> <tr><td>10</td><td>22:49:31.028</td><td>H. TINCKNELL</td><td>22:57:28.429</td><td>H. TINCKNELL</td><td>7:57.401</td><td>29:56.718</td></tr> <tr><td>11</td><td>23:48:54.968</td><td>H. TINCKNELL</td><td>23:58:27.940</td><td>H. TINCKNELL</td><td>9:32.972</td><td>39:29.690</td></tr> <tr><td>12</td><td>00:02:56.409</td><td>H. TINCKNELL</td><td>02:49:33.217</td><td>H. TINCKNELL</td><td>2:46:36.808</td><td>3:26:06.498</td></tr> <tr><td>13</td><td>02:57:01.376</td><td>H. TINCKNELL</td><td>02:58:59.300</td><td>H. TINCKNELL</td><td>1:57.924</td><td>3:28:04.422</td></tr> <tr><td>14</td><td>03:39:11.711</td><td>H. TINCKNELL</td><td>03:40:12.655</td><td>H. TINCKNELL</td><td>1:00.944</td><td>3:29:05.366</td></tr> <tr><td>15</td><td>04:13:16.414</td><td>H. TINCKNELL</td><td>04:25:50.497</td><td>M. KRUMM</td><td>12:34.083</td><td>3:41:39.449</td></tr> <tr><td>16</td><td>05:11:09.327</td><td>M. KRUMM</td><td>05:12:17.590</td><td>M. KRUMM</td><td>1:08.263</td><td>3:42:47.712</td></tr> <tr><td>17</td><td>05:49:14.826</td><td>M. KRUMM</td><td>06:13:35.252</td><td>M. KRUMM</td><td>24:20.426</td><td>4:07:08.138</td></tr> <tr><td>18</td><td>06:59:11.222</td><td>M. KRUMM</td><td>07:00:57.367</td><td>A. BUNCOMBE</td><td>1:46.145</td><td>4:08:54.283</td></tr> <tr><td>19</td><td>07:16:09.179</td><td>A. BUNCOMBE</td><td>07:36:09.807</td><td>A. BUNCOMBE</td><td>20:00.628</td><td>4:28:54.911</td></tr> <tr><td>20</td><td>08:17:50.291</td><td>A. BUNCOMBE</td><td>08:26:08.311</td><td>A. BUNCOMBE</td><td>8:18.020</td><td>4:37:12.931</td></tr> <tr><td>21</td><td>08:33:34.163</td><td>A. BUNCOMBE</td><td>09:48:18.814</td><td>A. BUNCOMBE</td><td>1:14:44.651</td><td>5:51:57.582</td></tr> <tr><td>22</td><td>10:25:40.286</td><td>A. BUNCOMBE</td><td>10:27:05.236</td><td>H. TINCKNELL</td><td>1:24.950</td><td>5:53:22.532</td></tr> <tr><td>23</td><td>10:46:28.923</td><td>H. TINCKNELL</td><td>11:50:20.911</td><td>H. TINCKNELL</td><td>1:03:51.988</td><td>6:57:14.520</td></tr> <tr><td>24</td><td>12:21:15.653</td><td>H. TINCKNELL</td><td>12:58:57.068</td><td>M. KRUMM</td><td>37:41.415</td><td>7:34:55.935</td></tr> <tr><td>25</td><td>13:21:34.402</td><td>M. KRUMM</td><td>13:41:54.571</td><td>M. KRUMM</td><td>20:20.169</td><td>7:55:16.104</td></tr> <tr><td>26</td><td>14:22:47.374</td><td>M. KRUMM</td><td>14:23:46.623</td><td>M. KRUMM</td><td>59.249</td><td>7:56:15.353</td></tr> </tbody> </table>						1	15:38:00.274	H. TINCKNELL	15:38:55.148	H. TINCKNELL	54.874	54.874	2	16:42:39.462	H. TINCKNELL	16:43:40.594	H. TINCKNELL	1:01.132	1:56.006	3	17:26:23.936	H. TINCKNELL	17:27:47.357	M. KRUMM	1:23.421	3:19.427	4	18:05:17.003	M. KRUMM	18:10:37.601	M. KRUMM	5:20.598	8:40.025	5	19:21:51.879	M. KRUMM	19:22:51.521	M. KRUMM	59.642	9:39.667	6	20:00:03.725	M. KRUMM	20:08:24.320	A. BUNCOMBE	8:20.595	18:00.262	7	20:53:42.696	A. BUNCOMBE	20:54:53.325	A. BUNCOMBE	1:10.629	19:10.891	8	21:39:07.010	A. BUNCOMBE	21:40:05.944	A. BUNCOMBE	58.934	20:09.825	9	22:25:05.256	A. BUNCOMBE	22:26:54.748	H. TINCKNELL	1:49.492	21:59.317	10	22:49:31.028	H. TINCKNELL	22:57:28.429	H. TINCKNELL	7:57.401	29:56.718	11	23:48:54.968	H. TINCKNELL	23:58:27.940	H. TINCKNELL	9:32.972	39:29.690	12	00:02:56.409	H. TINCKNELL	02:49:33.217	H. TINCKNELL	2:46:36.808	3:26:06.498	13	02:57:01.376	H. TINCKNELL	02:58:59.300	H. TINCKNELL	1:57.924	3:28:04.422	14	03:39:11.711	H. TINCKNELL	03:40:12.655	H. TINCKNELL	1:00.944	3:29:05.366	15	04:13:16.414	H. TINCKNELL	04:25:50.497	M. KRUMM	12:34.083	3:41:39.449	16	05:11:09.327	M. KRUMM	05:12:17.590	M. KRUMM	1:08.263	3:42:47.712	17	05:49:14.826	M. KRUMM	06:13:35.252	M. KRUMM	24:20.426	4:07:08.138	18	06:59:11.222	M. KRUMM	07:00:57.367	A. BUNCOMBE	1:46.145	4:08:54.283	19	07:16:09.179	A. BUNCOMBE	07:36:09.807	A. BUNCOMBE	20:00.628	4:28:54.911	20	08:17:50.291	A. BUNCOMBE	08:26:08.311	A. BUNCOMBE	8:18.020	4:37:12.931	21	08:33:34.163	A. BUNCOMBE	09:48:18.814	A. BUNCOMBE	1:14:44.651	5:51:57.582	22	10:25:40.286	A. BUNCOMBE	10:27:05.236	H. TINCKNELL	1:24.950	5:53:22.532	23	10:46:28.923	H. TINCKNELL	11:50:20.911	H. TINCKNELL	1:03:51.988	6:57:14.520	24	12:21:15.653	H. TINCKNELL	12:58:57.068	M. KRUMM	37:41.415	7:34:55.935	25	13:21:34.402	M. KRUMM	13:41:54.571	M. KRUMM	20:20.169	7:55:16.104	26	14:22:47.374	M. KRUMM	14:23:46.623	M. KRUMM	59.249	7:56:15.353																																		
1	15:38:00.274	H. TINCKNELL	15:38:55.148	H. TINCKNELL	54.874	54.874																																																																																																																																																																																																																														
2	16:42:39.462	H. TINCKNELL	16:43:40.594	H. TINCKNELL	1:01.132	1:56.006																																																																																																																																																																																																																														
3	17:26:23.936	H. TINCKNELL	17:27:47.357	M. KRUMM	1:23.421	3:19.427																																																																																																																																																																																																																														
4	18:05:17.003	M. KRUMM	18:10:37.601	M. KRUMM	5:20.598	8:40.025																																																																																																																																																																																																																														
5	19:21:51.879	M. KRUMM	19:22:51.521	M. KRUMM	59.642	9:39.667																																																																																																																																																																																																																														
6	20:00:03.725	M. KRUMM	20:08:24.320	A. BUNCOMBE	8:20.595	18:00.262																																																																																																																																																																																																																														
7	20:53:42.696	A. BUNCOMBE	20:54:53.325	A. BUNCOMBE	1:10.629	19:10.891																																																																																																																																																																																																																														
8	21:39:07.010	A. BUNCOMBE	21:40:05.944	A. BUNCOMBE	58.934	20:09.825																																																																																																																																																																																																																														
9	22:25:05.256	A. BUNCOMBE	22:26:54.748	H. TINCKNELL	1:49.492	21:59.317																																																																																																																																																																																																																														
10	22:49:31.028	H. TINCKNELL	22:57:28.429	H. TINCKNELL	7:57.401	29:56.718																																																																																																																																																																																																																														
11	23:48:54.968	H. TINCKNELL	23:58:27.940	H. TINCKNELL	9:32.972	39:29.690																																																																																																																																																																																																																														
12	00:02:56.409	H. TINCKNELL	02:49:33.217	H. TINCKNELL	2:46:36.808	3:26:06.498																																																																																																																																																																																																																														
13	02:57:01.376	H. TINCKNELL	02:58:59.300	H. TINCKNELL	1:57.924	3:28:04.422																																																																																																																																																																																																																														
14	03:39:11.711	H. TINCKNELL	03:40:12.655	H. TINCKNELL	1:00.944	3:29:05.366																																																																																																																																																																																																																														
15	04:13:16.414	H. TINCKNELL	04:25:50.497	M. KRUMM	12:34.083	3:41:39.449																																																																																																																																																																																																																														
16	05:11:09.327	M. KRUMM	05:12:17.590	M. KRUMM	1:08.263	3:42:47.712																																																																																																																																																																																																																														
17	05:49:14.826	M. KRUMM	06:13:35.252	M. KRUMM	24:20.426	4:07:08.138																																																																																																																																																																																																																														
18	06:59:11.222	M. KRUMM	07:00:57.367	A. BUNCOMBE	1:46.145	4:08:54.283																																																																																																																																																																																																																														
19	07:16:09.179	A. BUNCOMBE	07:36:09.807	A. BUNCOMBE	20:00.628	4:28:54.911																																																																																																																																																																																																																														
20	08:17:50.291	A. BUNCOMBE	08:26:08.311	A. BUNCOMBE	8:18.020	4:37:12.931																																																																																																																																																																																																																														
21	08:33:34.163	A. BUNCOMBE	09:48:18.814	A. BUNCOMBE	1:14:44.651	5:51:57.582																																																																																																																																																																																																																														
22	10:25:40.286	A. BUNCOMBE	10:27:05.236	H. TINCKNELL	1:24.950	5:53:22.532																																																																																																																																																																																																																														
23	10:46:28.923	H. TINCKNELL	11:50:20.911	H. TINCKNELL	1:03:51.988	6:57:14.520																																																																																																																																																																																																																														
24	12:21:15.653	H. TINCKNELL	12:58:57.068	M. KRUMM	37:41.415	7:34:55.935																																																																																																																																																																																																																														
25	13:21:34.402	M. KRUMM	13:41:54.571	M. KRUMM	20:20.169	7:55:16.104																																																																																																																																																																																																																														
26	14:22:47.374	M. KRUMM	14:23:46.623	M. KRUMM	59.249	7:56:15.353																																																																																																																																																																																																																														
27	12:21:53.076	R. DUMAS	12:23:18.431	R. DUMAS	1:25.355	27:30.291	<div style="border: 1px solid black; padding: 5px; margin-bottom: 5px;"> 23 Nissan Motorsports Nissan GT-R LM Nismo LMP1 H </div> <table border="1"> <tbody> <tr><td>1</td><td>15:00:00.000</td><td>J. HARDENBOROUGH</td><td>15:21:45.734</td><td>J. HARDENBOROUGH</td><td>21:45.734</td><td>21:45.734</td></tr> <tr><td>2</td><td>16:20:29.939</td><td>J. HARDENBOROUGH</td><td>16:23:09.675</td><td>J. HARDENBOROUGH</td><td>2:39.736</td><td>24:25.470</td></tr> <tr><td>3</td><td>17:07:55.661</td><td>J. HARDENBOROUGH</td><td>17:09:12.401</td><td>J. HARDENBOROUGH</td><td>1:16.740</td><td>25:42.210</td></tr> <tr><td>4</td><td>17:54:39.842</td><td>J. HARDENBOROUGH</td><td>18:13:09.420</td><td>M. CHILTON</td><td>18:29.578</td><td>44:11.788</td></tr> <tr><td>5</td><td>19:19:44.615</td><td>M. CHILTON</td><td>19:21:02.783</td><td>M. CHILTON</td><td>1:18.168</td><td>45:29.956</td></tr> <tr><td>6</td><td>20:05:26.082</td><td>M. CHILTON</td><td>20:06:34.807</td><td>M. CHILTON</td><td>1:08.725</td><td>46:38.681</td></tr> <tr><td>7</td><td>20:51:34.380</td><td>M. CHILTON</td><td>20:53:01.082</td><td>O. PLA</td><td>1:26.702</td><td>48:05.383</td></tr> <tr><td>8</td><td>21:37:28.825</td><td>O. PLA</td><td>21:38:56.702</td><td>O. PLA</td><td>1:27.877</td><td>49:33.260</td></tr> <tr><td>9</td><td>21:58:41.001</td><td>O. PLA</td><td>22:21:15.341</td><td>O. PLA</td><td>22:34.340</td><td>1:12:07.600</td></tr> <tr><td>10</td><td>23:26:46.730</td><td>O. PLA</td><td>23:28:29.725</td><td>O. PLA</td><td>1:42.995</td><td>1:13:50.595</td></tr> <tr><td>11</td><td>00:12:47.400</td><td>O. PLA</td><td>00:23:31.592</td><td>J. HARDENBOROUGH</td><td>10:44.192</td><td>1:24:34.787</td></tr> <tr><td>12</td><td>01:09:35.453</td><td>J. HARDENBOROUGH</td><td>02:43:48.599</td><td>J. HARDENBOROUGH</td><td>1:34:13.146</td><td>2:58:47.933</td></tr> <tr><td>13</td><td>03:28:00.315</td><td>J. HARDENBOROUGH</td><td>03:29:40.114</td><td>J. HARDENBOROUGH</td><td>1:39.799</td><td>3:00:27.732</td></tr> <tr><td>14</td><td>03:53:19.756</td><td>J. HARDENBOROUGH</td><td>04:15:00.449</td><td>M. CHILTON</td><td>21:40.693</td><td>3:22:08.425</td></tr> </tbody> </table>						1	15:00:00.000	J. HARDENBOROUGH	15:21:45.734	J. HARDENBOROUGH	21:45.734	21:45.734	2	16:20:29.939	J. HARDENBOROUGH	16:23:09.675	J. HARDENBOROUGH	2:39.736	24:25.470	3	17:07:55.661	J. HARDENBOROUGH	17:09:12.401	J. HARDENBOROUGH	1:16.740	25:42.210	4	17:54:39.842	J. HARDENBOROUGH	18:13:09.420	M. CHILTON	18:29.578	44:11.788	5	19:19:44.615	M. CHILTON	19:21:02.783	M. CHILTON	1:18.168	45:29.956	6	20:05:26.082	M. CHILTON	20:06:34.807	M. CHILTON	1:08.725	46:38.681	7	20:51:34.380	M. CHILTON	20:53:01.082	O. PLA	1:26.702	48:05.383	8	21:37:28.825	O. PLA	21:38:56.702	O. PLA	1:27.877	49:33.260	9	21:58:41.001	O. PLA	22:21:15.341	O. PLA	22:34.340	1:12:07.600	10	23:26:46.730	O. PLA	23:28:29.725	O. PLA	1:42.995	1:13:50.595	11	00:12:47.400	O. PLA	00:23:31.592	J. HARDENBOROUGH	10:44.192	1:24:34.787	12	01:09:35.453	J. HARDENBOROUGH	02:43:48.599	J. HARDENBOROUGH	1:34:13.146	2:58:47.933	13	03:28:00.315	J. HARDENBOROUGH	03:29:40.114	J. HARDENBOROUGH	1:39.799	3:00:27.732	14	03:53:19.756	J. HARDENBOROUGH	04:15:00.449	M. CHILTON	21:40.693	3:22:08.425																																																																																																																						
1	15:00:00.000	J. HARDENBOROUGH	15:21:45.734	J. HARDENBOROUGH	21:45.734	21:45.734																																																																																																																																																																																																																														
2	16:20:29.939	J. HARDENBOROUGH	16:23:09.675	J. HARDENBOROUGH	2:39.736	24:25.470																																																																																																																																																																																																																														
3	17:07:55.661	J. HARDENBOROUGH	17:09:12.401	J. HARDENBOROUGH	1:16.740	25:42.210																																																																																																																																																																																																																														
4	17:54:39.842	J. HARDENBOROUGH	18:13:09.420	M. CHILTON	18:29.578	44:11.788																																																																																																																																																																																																																														
5	19:19:44.615	M. CHILTON	19:21:02.783	M. CHILTON	1:18.168	45:29.956																																																																																																																																																																																																																														
6	20:05:26.082	M. CHILTON	20:06:34.807	M. CHILTON	1:08.725	46:38.681																																																																																																																																																																																																																														
7	20:51:34.380	M. CHILTON	20:53:01.082	O. PLA	1:26.702	48:05.383																																																																																																																																																																																																																														
8	21:37:28.825	O. PLA	21:38:56.702	O. PLA	1:27.877	49:33.260																																																																																																																																																																																																																														
9	21:58:41.001	O. PLA	22:21:15.341	O. PLA	22:34.340	1:12:07.600																																																																																																																																																																																																																														
10	23:26:46.730	O. PLA	23:28:29.725	O. PLA	1:42.995	1:13:50.595																																																																																																																																																																																																																														
11	00:12:47.400	O. PLA	00:23:31.592	J. HARDENBOROUGH	10:44.192	1:24:34.787																																																																																																																																																																																																																														
12	01:09:35.453	J. HARDENBOROUGH	02:43:48.599	J. HARDENBOROUGH	1:34:13.146	2:58:47.933																																																																																																																																																																																																																														
13	03:28:00.315	J. HARDENBOROUGH	03:29:40.114	J. HARDENBOROUGH	1:39.799	3:00:27.732																																																																																																																																																																																																																														
14	03:53:19.756	J. HARDENBOROUGH	04:15:00.449	M. CHILTON	21:40.693	3:22:08.425																																																																																																																																																																																																																														
28	13:06:54.619	R. DUMAS	13:08:10.625	R. DUMAS	1:16.006	28:46.297	<div style="border: 1px solid black; padding: 5px; margin-bottom: 5px;"> 21 Nissan Motorsports Nissan GT-R LM Nismo LMP1 H </div> <table border="1"> <tbody> <tr><td>1</td><td>15:41:43.501</td><td>L. ORDOÑEZ</td><td>15:42:42.938</td><td>L. ORDOÑEZ</td><td>59.437</td><td>59.437</td></tr> <tr><td>2</td><td>15:47:38.432</td><td>L. ORDOÑEZ</td><td>15:48:30.373</td><td>L. ORDOÑEZ</td><td>51.941</td><td>1:51.378</td></tr> <tr><td>3</td><td>16:47:51.670</td><td>L. ORDOÑEZ</td><td>16:48:58.090</td><td>L. ORDOÑEZ</td><td>1:06.420</td><td>2:57.798</td></tr> <tr><td>4</td><td>17:34:42.194</td><td>L. ORDOÑEZ</td><td>17:36:23.219</td><td>M. SHULZHITSKIY</td><td>1:41.025</td><td>4:38.823</td></tr> <tr><td>5</td><td>18:54:31.341</td><td>M. SHULZHITSKIY</td><td>18:55:47.703</td><td>M. SHULZHITSKIY</td><td>1:16.362</td><td>5:55.185</td></tr> </tbody> </table>						1	15:41:43.501	L. ORDOÑEZ	15:42:42.938	L. ORDOÑEZ	59.437	59.437	2	15:47:38.432	L. ORDOÑEZ	15:48:30.373	L. ORDOÑEZ	51.941	1:51.378	3	16:47:51.670	L. ORDOÑEZ	16:48:58.090	L. ORDOÑEZ	1:06.420	2:57.798	4	17:34:42.194	L. ORDOÑEZ	17:36:23.219	M. SHULZHITSKIY	1:41.025	4:38.823	5	18:54:31.341	M. SHULZHITSKIY	18:55:47.703	M. SHULZHITSKIY	1:16.362	5:55.185																																																																																																																																																																																					
1	15:41:43.501	L. ORDOÑEZ	15:42:42.938	L. ORDOÑEZ	59.437	59.437																																																																																																																																																																																																																														
2	15:47:38.432	L. ORDOÑEZ	15:48:30.373	L. ORDOÑEZ	51.941	1:51.378																																																																																																																																																																																																																														
3	16:47:51.670	L. ORDOÑEZ	16:48:58.090	L. ORDOÑEZ	1:06.420	2:57.798																																																																																																																																																																																																																														
4	17:34:42.194	L. ORDOÑEZ	17:36:23.219	M. SHULZHITSKIY	1:41.025	4:38.823																																																																																																																																																																																																																														
5	18:54:31.341	M. SHULZHITSKIY	18:55:47.703	M. SHULZHITSKIY	1:16.362	5:55.185																																																																																																																																																																																																																														
29	13:52:06.799	R. DUMAS	13:53:52.585	N. JANI	1:45.786	30:32.083							<div style="border: 1px solid black; padding: 5px; margin-bottom: 5px;"> 19 Porsche Team Porsche 919 Hybrid LMP1 H </div> <table border="1"> <tbody> <tr><td>1</td><td>15:34:22.410</td><td>N. HÜLKENBERG</td><td>15:35:18.666</td><td>N. HÜLKENBERG</td><td>56.256</td><td>56.256</td></tr> <tr><td>2</td><td>16:31:57.079</td><td>N. HÜLKENBERG</td><td>16:32:52.147</td><td>N. HÜLKENBERG</td><td>55.068</td><td>1:51.324</td></tr> <tr><td>3</td><td>17:17:26.935</td><td>N. HÜLKENBERG</td><td>17:18:41.003</td><td>N. TANDY</td><td>1:14.068</td><td>3:05.392</td></tr> <tr><td>4</td><td>18:24:39.048</td><td>N. TANDY</td><td>18:27:56.828</td><td>E. BAMBER</td><td>3:17.780</td><td>6:23.172</td></tr> <tr><td>5</td><td>19:22:49.192</td><td>E. BAMBER</td><td>19:23:42.670</td><td>E. BAMBER</td><td>53.478</td><td>7:16.650</td></tr> <tr><td>6</td><td>20:07:27.585</td><td>E. BAMBER</td><td>20:08:20.969</td><td>E. BAMBER</td><td>53.384</td><td>8:10.034</td></tr> <tr><td>7</td><td>20:52:41.118</td><td>E. BAMBER</td><td>20:53:59.657</td><td>N. HÜLKENBERG</td><td>1:18.539</td><td>9:28.573</td></tr> <tr><td>8</td><td>21:37:31.401</td><td>N. HÜLKENBERG</td><td>21:38:23.482</td><td>N. HÜLKENBERG</td><td>52.081</td><td>10:20.654</td></tr> <tr><td>9</td><td>22:22:04.941</td><td>N. HÜLKENBERG</td><td>22:22:56.723</td><td>N. HÜLKENBERG</td><td>51.782</td><td>11:12.436</td></tr> <tr><td>10</td><td>23:28:44.724</td><td>N. HÜLKENBERG</td><td>23:29:38.454</td><td>N. HÜLKENBERG</td><td>53.730</td><td>12:06.166</td></tr> <tr><td>11</td><td>00:13:18.429</td><td>N. HÜLKENBERG</td><td>00:14:34.191</td><td>N. TANDY</td><td>1:15.762</td><td>13:21.928</td></tr> <tr><td>12</td><td>00:58:59.922</td><td>N. TANDY</td><td>00:59:54.831</td><td>N. TANDY</td><td>54.909</td><td>14:16.837</td></tr> <tr><td>13</td><td>01:44:32.337</td><td>N. TANDY</td><td>01:45:24.259</td><td>N. TANDY</td><td>51.922</td><td>15:08.759</td></tr> <tr><td>14</td><td>02:30:43.240</td><td>N. TANDY</td><td>02:31:34.682</td><td>N. TANDY</td><td>51.442</td><td>16:00.201</td></tr> <tr><td>15</td><td>03:15:38.634</td><td>N. TANDY</td><td>03:16:54.585</td><td>E. BAMBER</td><td>1:15.951</td><td>17:16.152</td></tr> <tr><td>16</td><td>04:00:53.152</td><td>E. BAMBER</td><td>04:01:45.514</td><td>E. BAMBER</td><td>52.362</td><td>18:08.514</td></tr> <tr><td>17</td><td>04:45:27.521</td><td>E. BAMBER</td><td>04:46:20.124</td><td>E. BAMBER</td><td>52.603</td><td>19:01.117</td></tr> <tr><td>18</td><td>05:30:50.363</td><td>E. BAMBER</td><td>05:31:52.365</td><td>E. BAMBER</td><td>1:02.002</td><td>20:03.119</td></tr> <tr><td>19</td><td>06:15:26.580</td><td>E. BAMBER</td><td>06:16:42.139</td><td>N. HÜLKENBERG</td><td>1:15.559</td><td>21:18.678</td></tr> <tr><td>20</td><td>07:01:01.997</td><td>N. HÜLKENBERG</td><td>07:01:59.979</td><td>N. HÜLKENBERG</td><td>57.982</td><td>22:16.660</td></tr> <tr><td>21</td><td>08:00:00.885</td><td>N. HÜLKENBERG</td><td>08:03:25.796</td><td>N. TANDY</td><td>3:24.911</td><td>25:41.571</td></tr> <tr><td>22</td><td>08:55:13.403</td><td>N. TANDY</td><td>08:56:05.121</td><td>N. TANDY</td><td>51.718</td><td>26:33.289</td></tr> <tr><td>23</td><td>09:41:11.356</td><td>N. TANDY</td><td>09:42:02.685</td><td>N. TANDY</td><td>51.329</td><td>27:24.618</td></tr> <tr><td>24</td><td>10:25:27.772</td><td>N. TANDY</td><td>10:26:20.172</td><td>N. TANDY</td><td>52.400</td><td>28:17.018</td></tr> <tr><td>25</td><td>11:10:16.713</td><td>N. TANDY</td><td>11:11:38.259</td><td>E. BAMBER</td><td>1:21.546</td><td>29:38.564</td></tr> <tr><td>26</td><td>11:55:56.352</td><td>E. BAMBER</td><td>11:56:49.160</td><td>E. BAMBER</td><td>52.808</td><td>30:31.372</td></tr> <tr><td>27</td><td>12:40:25.642</td><td>E. BAMBER</td><td>12:41:17.988</td><td>E. BAMBER</td><td>52.346</td><td>31:23.718</td></tr> <tr><td>28</td><td>13:25:04.072</td><td>E. BAMBER</td><td>13:26:20.111</td><td>N. HÜLKENBERG</td><td>1:16.039</td><td>32:39.757</td></tr> <tr><td>29</td><td>14:10:10.695</td><td>N. HÜLKENBERG</td><td>14:11:02.490</td><td>N. HÜLKENBERG</td><td>51.795</td><td>33:31.552</td></tr> <tr><td>30</td><td>14:45:09.822</td><td>N. HÜLKENBERG</td><td>14:45:53.579</td><td>N. HÜLKENBERG</td><td>43.757</td><td>34:15.309</td></tr> </tbody> </table>						1	15:34:22.410	N. HÜLKENBERG	15:35:18.666	N. HÜLKENBERG	56.256	56.256	2	16:31:57.079	N. HÜLKENBERG	16:32:52.147	N. HÜLKENBERG	55.068	1:51.324	3	17:17:26.935	N. HÜLKENBERG	17:18:41.003	N. TANDY	1:14.068	3:05.392	4	18:24:39.048	N. TANDY	18:27:56.828	E. BAMBER	3:17.780	6:23.172	5	19:22:49.192	E. BAMBER	19:23:42.670	E. BAMBER	53.478	7:16.650	6	20:07:27.585	E. BAMBER	20:08:20.969	E. BAMBER	53.384	8:10.034	7	20:52:41.118	E. BAMBER	20:53:59.657	N. HÜLKENBERG	1:18.539	9:28.573	8	21:37:31.401	N. HÜLKENBERG	21:38:23.482	N. HÜLKENBERG	52.081	10:20.654	9	22:22:04.941	N. HÜLKENBERG	22:22:56.723	N. HÜLKENBERG	51.782	11:12.436	10	23:28:44.724	N. HÜLKENBERG	23:29:38.454	N. HÜLKENBERG	53.730	12:06.166	11	00:13:18.429	N. HÜLKENBERG	00:14:34.191	N. TANDY	1:15.762	13:21.928	12	00:58:59.922	N. TANDY	00:59:54.831	N. TANDY	54.909	14:16.837	13	01:44:32.337	N. TANDY	01:45:24.259	N. TANDY	51.922	15:08.759	14	02:30:43.240	N. TANDY	02:31:34.682	N. TANDY	51.442	16:00.201	15	03:15:38.634	N. TANDY	03:16:54.585	E. BAMBER	1:15.951	17:16.152	16	04:00:53.152	E. BAMBER	04:01:45.514	E. BAMBER	52.362	18:08.514	17	04:45:27.521	E. BAMBER	04:46:20.124	E. BAMBER	52.603	19:01.117	18	05:30:50.363	E. BAMBER	05:31:52.365	E. BAMBER	1:02.002	20:03.119	19	06:15:26.580	E. BAMBER	06:16:42.139	N. HÜLKENBERG	1:15.559	21:18.678	20	07:01:01.997	N. HÜLKENBERG	07:01:59.979	N. HÜLKENBERG	57.982	22:16.660	21	08:00:00.885	N. HÜLKENBERG	08:03:25.796	N. TANDY	3:24.911	25:41.571	22	08:55:13.403	N. TANDY	08:56:05.121	N. TANDY	51.718	26:33.289	23	09:41:11.356	N. TANDY	09:42:02.685	N. TANDY	51.329	27:24.618	24	10:25:27.772	N. TANDY	10:26:20.172	N. TANDY	52.400	28:17.018	25	11:10:16.713	N. TANDY	11:11:38.259	E. BAMBER	1:21.546	29:38.564	26	11:55:56.352	E. BAMBER	11:56:49.160	E. BAMBER	52.808	30:31.372	27	12:40:25.642	E. BAMBER	12:41:17.988	E. BAMBER	52.346	31:23.718	28	13:25:04.072	E. BAMBER	13:26:20.111	N. HÜLKENBERG	1:16.039	32:39.757	29	14:10:10.695	N. HÜLKENBERG	14:11:02.490	N. HÜLKENBERG	51.795	33:31.552	30	14:45:09.822	N. HÜLKENBERG	14:45:53.579	N. HÜLKENBERG	43.757	34:15.309
1	15:34:22.410	N. HÜLKENBERG	15:35:18.666	N. HÜLKENBERG	56.256	56.256																																																																																																																																																																																																																														
2	16:31:57.079	N. HÜLKENBERG	16:32:52.147	N. HÜLKENBERG	55.068	1:51.324																																																																																																																																																																																																																														
3	17:17:26.935	N. HÜLKENBERG	17:18:41.003	N. TANDY	1:14.068	3:05.392																																																																																																																																																																																																																														
4	18:24:39.048	N. TANDY	18:27:56.828	E. BAMBER	3:17.780	6:23.172																																																																																																																																																																																																																														
5	19:22:49.192	E. BAMBER	19:23:42.670	E. BAMBER	53.478	7:16.650																																																																																																																																																																																																																														
6	20:07:27.585	E. BAMBER	20:08:20.969	E. BAMBER	53.384	8:10.034																																																																																																																																																																																																																														
7	20:52:41.118	E. BAMBER	20:53:59.657	N. HÜLKENBERG	1:18.539	9:28.573																																																																																																																																																																																																																														
8	21:37:31.401	N. HÜLKENBERG	21:38:23.482	N. HÜLKENBERG	52.081	10:20.654																																																																																																																																																																																																																														
9	22:22:04.941	N. HÜLKENBERG	22:22:56.723	N. HÜLKENBERG	51.782	11:12.436																																																																																																																																																																																																																														
10	23:28:44.724	N. HÜLKENBERG	23:29:38.454	N. HÜLKENBERG	53.730	12:06.166																																																																																																																																																																																																																														
11	00:13:18.429	N. HÜLKENBERG	00:14:34.191	N. TANDY	1:15.762	13:21.928																																																																																																																																																																																																																														
12	00:58:59.922	N. TANDY	00:59:54.831	N. TANDY	54.909	14:16.837																																																																																																																																																																																																																														
13	01:44:32.337	N. TANDY	01:45:24.259	N. TANDY	51.922	15:08.759																																																																																																																																																																																																																														
14	02:30:43.240	N. TANDY	02:31:34.682	N. TANDY	51.442	16:00.201																																																																																																																																																																																																																														
15	03:15:38.634	N. TANDY	03:16:54.585	E. BAMBER	1:15.951	17:16.152																																																																																																																																																																																																																														
16	04:00:53.152	E. BAMBER	04:01:45.514	E. BAMBER	52.362	18:08.514																																																																																																																																																																																																																														
17	04:45:27.521	E. BAMBER	04:46:20.124	E. BAMBER	52.603	19:01.117																																																																																																																																																																																																																														
18	05:30:50.363	E. BAMBER	05:31:52.365	E. BAMBER	1:02.002	20:03.119																																																																																																																																																																																																																														
19	06:15:26.580	E. BAMBER	06:16:42.139	N. HÜLKENBERG	1:15.559	21:18.678																																																																																																																																																																																																																														
20	07:01:01.997	N. HÜLKENBERG	07:01:59.979	N. HÜLKENBERG	57.982	22:16.660																																																																																																																																																																																																																														
21	08:00:00.885	N. HÜLKENBERG	08:03:25.796	N. TANDY	3:24.911	25:41.571																																																																																																																																																																																																																														
22	08:55:13.403	N. TANDY	08:56:05.121	N. TANDY	51.718	26:33.289																																																																																																																																																																																																																														
23	09:41:11.356	N. TANDY	09:42:02.685	N. TANDY	51.329	27:24.618																																																																																																																																																																																																																														
24	10:25:27.772	N. TANDY	10:26:20.172	N. TANDY	52.400	28:17.018																																																																																																																																																																																																																														
25	11:10:16.713	N. TANDY	11:11:38.259	E. BAMBER	1:21.546	29:38.564																																																																																																																																																																																																																														
26	11:55:56.352	E. BAMBER	11:56:49.160	E. BAMBER	52.808	30:31.372																																																																																																																																																																																																																														
27	12:40:25.642	E. BAMBER	12:41:17.988	E. BAMBER	52.346	31:23.718																																																																																																																																																																																																																														
28	13:25:04.072	E. BAMBER	13:26:20.111	N. HÜLKENBERG	1:16.039	32:39.757																																																																																																																																																																																																																														
29	14:10:10.695	N. HÜLKENBERG	14:11:02.490	N. HÜLKENBERG	51.795	33:31.552																																																																																																																																																																																																																														
30	14:45:09.822	N. HÜLKENBERG	14:45:53.579	N. HÜLKENBERG	43.757	34:15.309																																																																																																																																																																																																																														



FIA WEC

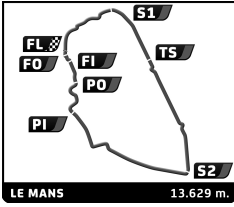
83^e Edition des 24 Heures du Mans

Race

Pit Stop Analysis



Nr.	In Time	In Driver	Out Time	Out Driver	Pit Time	T. Pit Time	Nr.	In Time	In Driver	Out Time	Out Driver	Pit Time	T. Pit Time
15	04:52:36.898	M. CHILTON	05:09:37.202	M. CHILTON	17:00.304	3:39:08.729	7	20:21:36.251	M. MEDIANI	20:23:05.815	N. MINASSIAN	1:29.564	10:55.794
16	05:54:11.731	M. CHILTON	05:56:20.309	M. CHILTON	2:08.578	3:41:17.307	8	21:04:48.970	N. MINASSIAN	21:05:55.552	N. MINASSIAN	1:06.582	12:02.376
17	06:40:51.587	M. CHILTON	06:43:21.654	O. PLA	2:30.067	3:43:47.374	9	21:47:37.085	N. MINASSIAN	21:49:08.763	N. MINASSIAN	1:31.678	13:34.054
18	06:58:36.079	O. PLA	08:15:50.419	O. PLA	1:17:14.340	5:01:01.714	10	22:31:22.049	N. MINASSIAN	22:33:33.616	D. MARKOZOV	2:11.567	15:45.621
19	08:19:49.701	O. PLA	08:32:31.456	O. PLA	12:41.755	5:13:43.469	11	23:33:21.734	D. MARKOZOV	23:34:21.057	D. MARKOZOV	59.323	16:44.944
20	09:14:24.571	O. PLA	09:15:32.423	O. PLA	1:07.854	5:14:51.323	12	00:02:20.763	D. MARKOZOV	00:04:58.799	M. MEDIANI	2:38.036	19:22.980
21	09:36:40.830	O. PLA	09:53:35.040	O. PLA	16:54.210	5:31:45.533	13	00:34:46.869	M. MEDIANI	00:39:53.835	M. MEDIANI	5:06.966	24:29.946
22	10:37:54.397	O. PLA	10:55:34.302	J. HARDENBOROUGH	17:39.905	5:49:25.438	14	00:43:50.376	M. MEDIANI	00:45:11.380	M. MEDIANI	1:21.004	25:50.950
23	11:28:56.969	J. HARDENBOROUGH	11:44:02.269	J. HARDENBOROUGH	15:05.300	6:04:30.738	15	01:25:09.377	M. MEDIANI	01:27:16.086	M. MEDIANI	2:06.709	27:57.659
24	11:55:30.865	J. HARDENBOROUGH	13:06:10.666	J. HARDENBOROUGH	1:10:39.801	7:15:10.539	16	02:10:35.909	M. MEDIANI	02:12:22.540	N. MINASSIAN	1:46.631	29:44.290
26 G-Drive Racing							28 G-Drive Racing						
Ligier JS P2 - Nissan							Ligier JS P2 - Nissan						
LMP2							LMP2						
1	15:37:33.231	S. BIRD	15:38:32.118	S. BIRD	58.887	58.887	1	15:38:06.733	L. DERANI	15:39:09.741	L. DERANI	1:03.008	1:03.008
2	16:08:19.421	S. BIRD	16:10:37.915	R. RUSINOV	2:18.494	3:17.381	2	16:35:10.769	L. DERANI	16:36:44.425	R. GONZALEZ	1:33.656	2:36.664
3	17:02:12.346	R. RUSINOV	17:04:01.980	R. RUSINOV	1:49.634	5:07.015	3	17:03:38.464	R. GONZALEZ	17:06:12.672	R. GONZALEZ	2:34.208	5:10.872
4	17:34:07.860	R. RUSINOV	17:35:06.003	R. RUSINOV	58.143	6:05.158	4	17:21:42.589	R. GONZALEZ	17:22:41.162	R. GONZALEZ	58.573	6:09.445
5	18:42:14.370	R. RUSINOV	18:43:55.562	J. CANAL	1:41.192	7:46.350	5	18:17:56.846	R. GONZALEZ	18:20:23.827	G. YACAMAN	2:26.981	8:36.426
6	19:29:13.242	J. CANAL	19:30:12.151	J. CANAL	58.909	8:45.259	6	19:19:52.050	G. YACAMAN	19:20:53.013	G. YACAMAN	1:00.963	9:37.389
7	20:15:46.098	J. CANAL	20:17:10.575	S. BIRD	1:24.477	10:09.736	7	20:01:51.220	G. YACAMAN	20:03:00.252	G. YACAMAN	1:09.032	10:46.421
8	20:58:08.876	S. BIRD	20:59:14.684	S. BIRD	1:05.808	11:15.544	8	20:44:50.152	G. YACAMAN	20:46:23.187	R. GONZALEZ	1:33.035	12:19.456
9	21:39:58.965	S. BIRD	21:40:56.486	S. BIRD	57.521	12:13.065	9	21:27:51.524	R. GONZALEZ	21:28:50.280	R. GONZALEZ	58.756	13:18.212
10	22:21:43.709	S. BIRD	22:23:08.737	R. RUSINOV	1:25.028	13:38.093	10	22:10:11.115	R. GONZALEZ	22:11:34.897	L. DERANI	1:23.782	14:41.994
11	23:26:19.924	R. RUSINOV	23:27:30.140	R. RUSINOV	1:10.216	14:48.309	11	23:09:32.068	L. DERANI	23:10:32.230	L. DERANI	1:00.162	15:42.156
12	00:12:57.518	R. RUSINOV	00:13:59.496	R. RUSINOV	1:01.978	15:50.287	12	23:53:42.791	L. DERANI	23:54:46.913	L. DERANI	1:04.122	16:46.278
13	00:55:06.677	R. RUSINOV	00:56:32.109	S. BIRD	1:25.432	17:15.719	13	00:35:38.999	L. DERANI	00:37:09.207	G. YACAMAN	1:30.208	18:16.486
14	01:38:31.124	S. BIRD	01:39:29.860	S. BIRD	58.736	18:14.455	14	01:20:17.736	G. YACAMAN	01:21:16.778	G. YACAMAN	59.042	19:15.528
15	02:19:54.717	S. BIRD	02:20:52.493	S. BIRD	57.776	19:12.231	15	02:02:11.290	G. YACAMAN	02:03:09.859	G. YACAMAN	58.569	20:14.097
16	03:02:40.214	S. BIRD	03:04:01.277	R. RUSINOV	1:21.063	20:33.294	16	02:45:50.095	G. YACAMAN	02:47:22.273	R. GONZALEZ	1:32.178	21:46.275
17	03:44:52.363	R. RUSINOV	03:45:53.960	R. RUSINOV	1:01.597	21:34.891	17	03:29:03.684	R. GONZALEZ	03:30:07.776	R. GONZALEZ	1:04.092	22:50.367
18	04:26:42.370	R. RUSINOV	04:27:47.844	R. RUSINOV	1:05.474	22:40.365	18	04:11:49.360	R. GONZALEZ	04:13:18.471	L. DERANI	1:29.111	24:19.478
19	04:43:20.714	R. RUSINOV	04:44:50.940	R. RUSINOV	1:30.226	24:10.591	19	04:54:15.968	L. DERANI	04:55:25.838	L. DERANI	1:09.870	25:29.348
20	05:27:00.941	R. RUSINOV	05:28:26.307	S. BIRD	1:25.366	25:35.957	20	05:14:37.604	L. DERANI	05:15:36.804	L. DERANI	59.200	26:28.548
21	06:08:50.492	S. BIRD	06:09:48.300	S. BIRD	57.808	26:33.765	21	05:56:19.152	L. DERANI	05:57:41.797	G. YACAMAN	1:22.645	27:51.193
22	06:50:31.110	S. BIRD	06:51:33.553	S. BIRD	1:02.443	27:36.208	22	06:38:50.063	G. YACAMAN	06:39:50.571	G. YACAMAN	1:00.508	28:51.701
23	07:32:56.227	S. BIRD	07:34:22.205	J. CANAL	1:25.978	29:02.186							
24	08:39:10.972	J. CANAL	08:40:08.926	J. CANAL	57.954	30:00.140							
25	09:26:03.939	J. CANAL	09:27:03.633	J. CANAL	59.694	30:59.834							
26	10:08:51.688	J. CANAL	10:10:32.373	R. RUSINOV	1:40.685	32:40.519							
27	10:51:23.438	R. RUSINOV	10:52:22.627	R. RUSINOV	59.189	33:39.708							
28	11:33:22.537	R. RUSINOV	11:34:47.688	S. BIRD	1:25.151	35:04.859							
29	12:14:53.593	S. BIRD	12:15:56.290	S. BIRD	1:02.697	36:07.556							
30	12:56:24.787	S. BIRD	12:57:29.316	S. BIRD	1:04.529	37:12.085							
31	13:37:48.638	S. BIRD	13:39:12.585	S. BIRD	1:23.947	38:36.032							
32	14:20:17.197	S. BIRD	14:21:16.799	S. BIRD	59.602	39:35.634							
27 SMP Racing													
BR01 - Nissan													
LMP2													
1	15:31:06.075	N. MINASSIAN	15:32:03.703	N. MINASSIAN	57.628	57.628							
2	16:05:21.606	N. MINASSIAN	16:08:47.234	D. MARKOZOV	3:25.628	4:23.256							
3	16:57:36.231	D. MARKOZOV	16:58:35.373	D. MARKOZOV	59.142	5:22.398							
4	17:41:10.991	D. MARKOZOV	17:42:56.523	M. MEDIANI	1:45.532	7:07.930							
5	18:54:39.770	M. MEDIANI	18:55:48.107	M. MEDIANI	1:08.337	8:16.267							
6	19:37:34.598	M. MEDIANI	19:38:44.561	M. MEDIANI	1:09.963	9:26.230							



FIA WEC 83^e Edition des 24 Heures du Mans Race

Pit Stop Analysis



Nr.	In Time	In Driver	Out Time	Out Driver	Pit Time	T. Pit Time	Nr.	In Time	In Driver	Out Time	Out Driver	Pit Time	T. Pit Time
23	07:21:36.230	G. YACAMAN	07:22:40.036	G. YACAMAN	1:03.806	29:55.507	4	17:42:11.698	S. SHARP	17:44:05.506	D. HENNEBEER HANSSON	1:53.808	7:29.652
24	07:56:55.097	G. YACAMAN	08:00:37.060	L. DERANI	3:41.963	33:37.470	5	18:59:48.260	D. HENNEBEER HANSSON	19:00:50.087	D. HENNEBEER HANSSON	1:01.827	8:31.479
25	08:47:20.032	L. DERANI	08:48:19.096	L. DERANI	59.064	34:36.534	6	19:30:56.602	D. HENNEBEER HANSSON	19:32:08.676	D. HENNEBEER HANSSON	1:12.074	9:43.553
26	09:30:05.094	L. DERANI	09:31:04.548	L. DERANI	59.454	35:35.988	7	20:02:21.317	D. HENNEBEER HANSSON	20:29:42.579	R. DALZIEL	27:21.262	37:04.815
27	09:57:42.592	L. DERANI	10:02:24.544	R. GONZALEZ	4:41.952	40:17.940	8	21:07:31.267	R. DALZIEL	21:08:32.401	R. DALZIEL	1:01.134	38:05.949
28	10:43:33.734	R. GONZALEZ	10:44:49.017	R. GONZALEZ	1:15.283	41:33.223	9	21:45:50.815	R. DALZIEL	21:46:51.555	R. DALZIEL	1:00.740	39:06.689
29	11:26:00.748	R. GONZALEZ	11:27:37.993	G. YACAMAN	1:37.245	43:10.468	10	22:05:45.599	R. DALZIEL	22:57:29.941	S. SHARP	51:44.342	1:30:51.031
30	11:49:53.570	G. YACAMAN	11:51:14.096	G. YACAMAN	1:20.526	44:30.994	11	23:46:30.396	S. SHARP	23:47:31.460	S. SHARP	1:01.064	1:31:52.095
31	12:09:35.155	G. YACAMAN	12:10:34.013	G. YACAMAN	58.858	45:29.852	12	00:25:26.031	S. SHARP	00:26:33.623	S. SHARP	1:07.592	1:32:59.687
32	12:50:59.738	G. YACAMAN	12:52:00.765	G. YACAMAN	1:01.027	46:30.879	13	01:05:32.292	S. SHARP	01:07:08.185	D. HENNEBEER HANSSON	1:35.893	1:34:35.580
33	13:33:07.881	G. YACAMAN	13:34:37.316	L. DERANI	1:29.435	48:00.314	14	01:30:30.464	D. HENNEBEER HANSSON	01:32:02.800	D. HENNEBEER HANSSON	1:32.336	1:36:07.916
34	14:15:58.693	L. DERANI	14:17:14.437	L. DERANI	1:15.744	49:16.058	15	01:46:57.461	D. HENNEBEER HANSSON	01:48:08.015	D. HENNEBEER HANSSON	1:10.554	1:37:18.470
35	14:43:21.034	L. DERANI	14:44:14.554	L. DERANI	53.520	50:09.578	16	02:22:49.785	D. HENNEBEER HANSSON	02:23:50.063	D. HENNEBEER HANSSON	1:00.278	1:38:18.748
							17	03:02:19.082	D. HENNEBEER HANSSON	03:04:06.327	R. DALZIEL	1:47.245	1:40:05.993
							18	03:41:46.075	R. DALZIEL	03:42:48.091	R. DALZIEL	1:02.016	1:41:08.009
							19	04:20:21.387	R. DALZIEL	04:21:22.640	R. DALZIEL	1:01.253	1:42:09.262
							20	04:36:43.763	R. DALZIEL	04:38:12.144	S. SHARP	1:28.381	1:43:37.643
							21	05:16:52.236	S. SHARP	05:18:22.337	S. SHARP	1:30.101	1:45:07.744
							22	05:55:42.806	S. SHARP	05:57:00.991	S. SHARP	1:18.185	1:46:25.929
							23	06:35:03.805	S. SHARP	06:36:36.615	D. HENNEBEER HANSSON	1:32.810	1:47:58.739
							24	07:14:33.988	D. HENNEBEER HANSSON	07:15:34.961	D. HENNEBEER HANSSON	1:00.973	1:48:59.712
							25	08:14:58.179	D. HENNEBEER HANSSON	08:15:58.437	D. HENNEBEER HANSSON	1:00.258	1:49:59.970
							26	08:54:33.099	D. HENNEBEER HANSSON	08:56:16.410	R. DALZIEL	1:43.311	1:51:43.281
							27	09:34:36.453	R. DALZIEL	09:35:36.982	R. DALZIEL	1:00.529	1:52:43.810
							28	10:12:53.838	R. DALZIEL	10:14:27.540	R. DALZIEL	1:33.702	1:54:17.512
							29	10:51:57.711	R. DALZIEL	10:53:26.678	S. SHARP	1:28.967	1:55:46.479
							30	11:31:39.521	S. SHARP	11:32:41.303	S. SHARP	1:01.782	1:56:48.261
							31	11:50:02.318	S. SHARP	11:57:04.654	S. SHARP	7:02.336	2:03:50.597
							32	12:04:42.589	S. SHARP	12:07:58.987	S. SHARP	3:16.398	2:07:06.995
							33	12:45:30.965	S. SHARP	12:46:55.385	D. HENNEBEER HANSSON	1:24.420	2:08:31.415
							34	13:24:26.529	D. HENNEBEER HANSSON	13:26:17.526	D. HENNEBEER HANSSON	1:50.997	2:10:22.412
							35	14:03:50.676	D. HENNEBEER HANSSON	14:05:32.504	R. DALZIEL	1:41.828	2:12:04.240
							36	14:28:40.368	R. DALZIEL	14:29:50.663	R. DALZIEL	1:10.295	2:13:14.535

29 Pegasus Racing Morgan - Nissan

LMP2

1	15:19:30.357	L. ROUSSEL	15:24:00.879	L. ROUSSEL	4:30.522	4:30.522
2	15:39:05.760	L. ROUSSEL	15:41:41.982	L. ROUSSEL	2:36.222	7:06.744
3	16:08:16.226	L. ROUSSEL	16:21:03.495	L. ROUSSEL	12:47.269	19:54.013
4	16:52:06.026	L. ROUSSEL	16:55:08.718	D. CHENG	3:02.692	22:56.705
5	17:38:58.959	D. CHENG	17:40:05.409	D. CHENG	1:06.450	24:03.155
6	18:17:50.727	D. CHENG	18:20:21.385	H. TUNG	2:30.658	26:33.813
7	19:16:14.242	H. TUNG	19:17:20.712	H. TUNG	1:06.470	27:40.283
8	19:58:30.061	H. TUNG	20:01:19.572	L. ROUSSEL	2:49.511	30:29.794
9	20:43:24.814	L. ROUSSEL	20:44:30.513	L. ROUSSEL	1:05.699	31:35.493
10	21:26:05.889	L. ROUSSEL	21:27:17.711	L. ROUSSEL	1:11.822	32:47.315
11	22:11:57.085	L. ROUSSEL	22:13:51.874	D. CHENG	1:54.789	34:42.104
12	22:33:30.147	D. CHENG	22:34:35.541	D. CHENG	1:05.394	35:47.498
13	22:51:20.693	D. CHENG	22:55:19.208	D. CHENG	3:58.515	39:46.013
14	23:49:53.208	D. CHENG	23:50:59.475	D. CHENG	1:06.267	40:52.280
15	00:33:30.045	D. CHENG	00:36:55.845	H. TUNG	3:25.800	44:18.080
16	01:20:19.777	H. TUNG	01:21:25.146	H. TUNG	1:05.369	45:23.449
17	02:02:47.304	H. TUNG	02:03:55.676	H. TUNG	1:08.372	46:31.821
18	02:26:53.243	H. TUNG	02:33:03.771	L. ROUSSEL	6:10.528	52:42.349
19	03:14:21.312	L. ROUSSEL	03:15:27.808	L. ROUSSEL	1:06.496	53:48.845
20	03:56:57.446	L. ROUSSEL	03:58:02.771	L. ROUSSEL	1:05.325	54:54.170
21	06:09:06.657	D. CHENG	06:10:13.179	D. CHENG	1:06.522	56:00.692
22	06:53:35.185	D. CHENG	07:03:56.234	H. TUNG	10:21.049	1:06:21.741
23	07:42:01.446	H. TUNG	07:45:14.967	H. TUNG	3:13.521	1:09:35.262
24	08:43:26.747	H. TUNG	08:45:38.715	H. TUNG	2:11.968	1:11:47.230
25	09:26:56.019	H. TUNG	09:28:45.410	L. ROUSSEL	1:49.391	1:13:36.621
26	10:10:07.499	L. ROUSSEL	10:11:43.656	L. ROUSSEL	1:36.157	1:15:12.778
27	10:53:21.953	L. ROUSSEL	10:54:42.573	L. ROUSSEL	1:20.620	1:16:33.398
28	11:29:26.996	L. ROUSSEL	11:31:10.324	D. CHENG	1:43.328	1:18:16.726
29	12:13:09.757	D. CHENG	12:14:15.779	D. CHENG	1:06.022	1:19:22.748
30	12:56:20.943	D. CHENG	12:57:41.980	D. CHENG	1:21.037	1:20:43.785
31	13:39:57.216	D. CHENG	13:42:54.699	H. TUNG	2:57.483	1:23:41.268
32	14:24:34.747	H. TUNG	14:25:52.355	H. TUNG	1:17.608	1:24:58.876

30 Extreme Speed Motorsports Ligier JS P2 - HPD

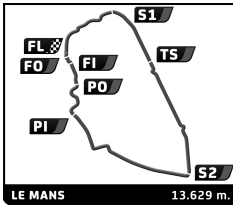
LMP2

1	15:34:34.969	R. DALZIEL	15:35:35.637	R. DALZIEL	1:00.668	1:00.668
2	16:10:09.974	R. DALZIEL	16:13:43.770	S. SHARP	3:33.796	4:34.464
3	17:00:04.593	S. SHARP	17:01:05.973	S. SHARP	1:01.380	5:35.844

31 Extreme Speed Motorsports Ligier JS P2 - HPD

LMP2

1	15:34:43.599	J. FOGARTY	15:35:47.101	J. FOGARTY	1:03.502	1:03.502
2	16:35:30.670	J. FOGARTY	16:37:08.668	E. BROWN	1:37.998	2:41.500
3	17:23:51.808	E. BROWN	17:25:22.962	E. BROWN	1:31.154	4:12.654
4	17:49:48.758	E. BROWN	17:54:43.978	J. VAN OVERBEEK	4:55.220	9:07.874
5	19:09:42.473	J. VAN OVERBEEK	19:11:22.001	J. VAN OVERBEEK	1:39.528	10:47.402
6	19:52:57.449	J. VAN OVERBEEK	19:54:37.363	J. FOGARTY	1:39.914	12:27.316
7	20:36:47.191	J. FOGARTY	20:38:30.244	E. BROWN	1:43.053	14:10.369
8	21:22:47.714	E. BROWN	21:24:27.436	E. BROWN	1:39.722	15:50.091
9	22:08:24.880	E. BROWN	22:09:54.574	J. VAN OVERBEEK	1:29.694	17:19.785
10	23:12:19.782	J. VAN OVERBEEK	23:14:04.031	J. VAN OVERBEEK	1:44.249	19:04.034
11	23:57:40.746	J. VAN OVERBEEK	23:58:48.748	J. VAN OVERBEEK	1:08.002	20:12.036
12	00:40:37.460	J. VAN OVERBEEK	00:42:25.798	J. FOGARTY	1:48.338	22:00.374
13	01:25:50.807	J. FOGARTY	01:27:18.978	J. FOGARTY	1:28.171	23:28.545
14	01:32:13.584	J. FOGARTY	01:38:11.820	J. FOGARTY	5:58.236	29:26.781
15	02:20:03.070	J. FOGARTY	02:21:40.423	J. FOGARTY	1:37.353	31:04.134
16	03:04:39.042	J. FOGARTY	03:06:14.529	J. VAN OVERBEEK	1:35.487	32:39.621
17	03:47:57.859	J. VAN OVERBEEK	03:50:00.074	J. VAN OVERBEEK	2:02.215	34:41.836
18	04:31:47.148	J. VAN OVERBEEK	04:33:12.379	J. VAN OVERBEEK	1:25.231	36:07.067



FIA WEC 83^e Edition des 24 Heures du Mans Race

Pit Stop Analysis



Nr.	In Time	In Driver	Out Time	Out Driver	Pit Time	T. Pit Time	Nr.	In Time	In Driver	Out Time	Out Driver	Pit Time	T. Pit Time
19	05:16:05.102	J. VAN OVERBEEK	05:18:01.168	J. FOGARTY	1:56.066	38:03.133	3	17:33:03.930	E. MARIS	17:34:23.120	E. MARIS	1:19.190	4:13.114
20	05:56:04.791	J. FOGARTY	05:57:52.636	J. FOGARTY	1:47.845	39:50.978	4	18:28:50.758	E. MARIS	18:32:55.864	J. NICOLET	4:05.106	8:18.220
21	06:39:48.188	J. FOGARTY	06:41:34.163	E. BROWN	1:45.975	41:36.953	5	19:12:42.179	J. NICOLET	19:13:48.075	J. NICOLET	1:05.896	9:24.116
22	07:27:11.573	E. BROWN	07:28:55.699	E. BROWN	1:44.126	43:21.079	6	19:56:19.706	J. NICOLET	19:57:54.137	J. MERLIN	1:34.431	10:58.547
23	08:34:56.505	E. BROWN	08:36:26.333	J. VAN OVERBEEK	1:29.828	44:50.907	7	20:46:09.895	J. MERLIN	20:47:32.725	J. MERLIN	1:22.830	12:21.377
24	09:19:20.080	J. VAN OVERBEEK	09:21:24.651	J. VAN OVERBEEK	2:04.571	46:55.478	8	21:35:26.205	J. MERLIN	21:36:45.186	J. MERLIN	1:18.981	13:40.358
25	09:52:33.368	J. VAN OVERBEEK	09:54:04.303	J. FOGARTY	1:30.935	48:26.413	9	22:20:37.114	J. MERLIN	22:22:39.895	E. MARIS	2:02.781	15:43.139
26	10:32:16.788	J. FOGARTY	10:34:25.682	J. FOGARTY	2:08.894	50:35.307	10	23:33:20.508	E. MARIS	23:34:24.215	E. MARIS	1:03.707	16:46.846
27	11:12:07.520	J. FOGARTY	11:13:33.120	E. BROWN	1:25.600	52:00.907	11	00:22:48.763	E. MARIS	00:24:04.510	E. MARIS	1:15.747	18:02.593
28	11:58:47.094	E. BROWN	12:00:20.647	E. BROWN	1:33.553	53:34.460	12	01:14:13.341	E. MARIS	01:16:23.821	J. NICOLET	2:10.480	20:13.073
29	12:43:47.968	E. BROWN	12:45:19.755	J. FOGARTY	1:31.787	55:06.247	13	02:04:11.335	J. NICOLET	02:05:22.949	J. NICOLET	1:11.614	21:24.687
30	13:23:02.314	J. FOGARTY	13:24:51.310	J. FOGARTY	1:48.996	56:55.243	14	02:50:11.919	J. NICOLET	02:51:18.881	J. NICOLET	1:06.962	22:31.649
31	14:02:39.882	J. FOGARTY	14:04:51.489	J. VAN OVERBEEK	2:11.607	59:06.850	15	03:38:06.404	J. NICOLET	03:39:53.078	J. MERLIN	1:46.674	24:18.323
32	14:43:34.764	J. VAN OVERBEEK	14:44:33.243	J. VAN OVERBEEK	58.479	1:00:05.329	16	04:27:14.036	J. MERLIN	04:28:28.682	J. MERLIN	1:14.646	25:32.969

34 Oak Racing Ligier JS P2 - HPD LMP2

1	15:34:02.147	L. VANTHOOR	15:35:03.484	L. VANTHOOR	1:01.337	1:01.337
2	16:31:01.924	L. VANTHOOR	16:32:32.044	K. ESTRE	1:30.120	2:31.457
3	17:10:10.371	K. ESTRE	17:11:20.505	K. ESTRE	1:10.134	3:41.591
4	17:52:26.371	K. ESTRE	17:53:28.552	K. ESTRE	1:02.181	4:43.772
5	19:03:08.029	K. ESTRE	19:06:30.611	C. CUMMING	3:22.582	8:06.354
6	19:48:34.984	C. CUMMING	19:49:37.184	C. CUMMING	1:02.200	9:08.554
7	20:32:08.774	C. CUMMING	20:33:10.351	C. CUMMING	1:01.577	10:10.131
8	20:56:17.209	C. CUMMING	20:59:03.558	L. VANTHOOR	2:46.349	12:56.480
9	21:39:36.906	L. VANTHOOR	21:40:38.530	L. VANTHOOR	1:01.624	13:58.104
10	22:21:32.644	L. VANTHOOR	22:22:49.155	L. VANTHOOR	1:16.511	15:14.615
11	23:21:45.563	L. VANTHOOR	23:23:32.325	K. ESTRE	1:46.762	17:01.377
12	00:01:23.350	K. ESTRE	00:02:24.015	K. ESTRE	1:00.665	18:02.042
13	00:43:03.102	K. ESTRE	00:44:05.087	K. ESTRE	1:01.985	19:04.027
14	01:26:32.658	K. ESTRE	01:28:02.954	C. CUMMING	1:30.296	20:34.323
15	02:11:03.022	C. CUMMING	02:12:07.747	C. CUMMING	1:04.725	21:39.048
16	02:55:36.033	C. CUMMING	02:57:07.509	L. VANTHOOR	1:31.476	23:10.524
17	03:34:07.908	L. VANTHOOR	03:35:10.435	L. VANTHOOR	1:02.527	24:13.051
18	04:12:01.837	L. VANTHOOR	04:13:02.786	L. VANTHOOR	1:00.949	25:14.000
19	04:50:00.019	L. VANTHOOR	04:51:01.563	L. VANTHOOR	1:01.544	26:15.544
20	05:28:23.895	L. VANTHOOR	05:29:49.557	K. ESTRE	1:25.662	27:41.206
21	06:06:39.791	K. ESTRE	06:07:45.641	K. ESTRE	1:05.850	28:47.056
22	06:44:57.186	K. ESTRE	06:45:57.354	K. ESTRE	1:00.168	29:47.224
23	07:23:33.484	K. ESTRE	07:24:33.630	K. ESTRE	1:00.146	30:47.370
24	08:00:03.853	K. ESTRE	08:03:35.562	C. CUMMING	3:31.709	34:19.079
25	08:50:02.896	C. CUMMING	08:51:10.713	C. CUMMING	1:07.817	35:26.896
26	09:29:46.999	C. CUMMING	09:32:15.739	L. VANTHOOR	2:28.740	37:55.636
27	10:09:01.915	L. VANTHOOR	10:10:13.572	L. VANTHOOR	1:11.657	39:07.293
28	10:47:22.343	L. VANTHOOR	10:48:22.291	L. VANTHOOR	59.948	40:07.241
29	11:25:48.711	L. VANTHOOR	11:27:13.333	K. ESTRE	1:24.622	41:31.863
30	12:03:51.943	K. ESTRE	12:04:57.918	K. ESTRE	1:05.975	42:37.838
31	12:41:47.493	K. ESTRE	12:42:47.153	K. ESTRE	59.660	43:37.498
32	13:16:04.964	K. ESTRE	13:17:38.185	L. VANTHOOR	1:33.221	45:10.719

35 Oak Racing Ligier JS P2 - Nissan LMP2

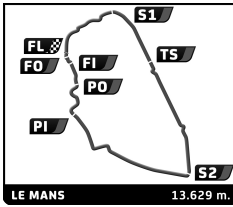
1	15:40:18.800	J. MERLIN	15:41:19.449	J. MERLIN	1:00.649	1:00.649
2	16:43:03.623	J. MERLIN	16:44:56.898	E. MARIS	1:53.275	2:53.924

36 Signatech Alpine Alpine A450b - Nissan LMP2

1	15:37:51.931	P. CHATIN	15:38:50.804	P. CHATIN	58.873	58.873
2	16:38:38.516	P. CHATIN	16:40:04.244	N. PANCIATICI	1:25.728	2:24.601
3	17:21:45.196	N. PANCIATICI	17:22:44.618	N. PANCIATICI	59.422	3:24.023
4	18:10:23.979	N. PANCIATICI	18:13:00.449	N. PANCIATICI	2:36.470	6:00.493
5	19:11:59.675	N. PANCIATICI	19:13:01.357	N. PANCIATICI	1:01.682	7:02.175
6	19:54:04.310	N. PANCIATICI	19:55:16.274	N. PANCIATICI	1:11.964	8:14.139
7	20:37:17.705	N. PANCIATICI	20:38:44.412	V. CAPILLAIRE	1:26.707	9:40.846
8	21:23:47.475	V. CAPILLAIRE	21:24:53.863	V. CAPILLAIRE	1:06.388	10:47.234
9	22:09:44.767	V. CAPILLAIRE	22:11:21.305	P. CHATIN	1:36.538	12:23.772

37 SMP Racing BR01 - Nissan LMP2

1	15:34:47.443	M. ALESHIN	15:35:45.038	M. ALESHIN	57.595	57.595
2	16:05:32.532	M. ALESHIN	17:17:47.879	K. LADYGIN	1:12:15.347	1:13:12.942
3	18:02:09.322	K. LADYGIN	18:05:41.508	K. LADYGIN	3:32.186	1:16:45.128
4	19:12:53.895	K. LADYGIN	19:14:13.621	K. LADYGIN	1:19.726	1:18:04.854
5	19:55:58.364	K. LADYGIN	19:58:32.219	A. LADYGIN	2:33.855	1:20:38.709
6	20:14:18.203	A. LADYGIN	20:16:01.685	A. LADYGIN	1:43.482	1:22:22.191
7	20:51:08.916	A. LADYGIN	20:52:32.391	A. LADYGIN	1:23.475	1:23:45.666
8	21:00:32.845	A. LADYGIN	21:01:40.987	A. LADYGIN	1:08.142	1:24:53.808
9	21:13:34.575	A. LADYGIN	21:19:05.076	A. LADYGIN	5:30.501	1:30:24.309

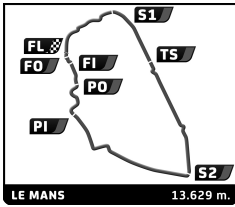


FIA WEC
83^e Edition des 24 Heures du Mans
Race

Pit Stop Analysis



Nr.	In Time	In Driver	Out Time	Out Driver	Pit Time	T. Pit Time	Nr.	In Time	In Driver	Out Time	Out Driver	Pit Time	T. Pit Time
10	22:01:00.845	A. LADYGIN	22:02:48.834	M. ALESHIN	1:47.989	1:32:12.298	25	09:32:12.821	O. TURVEY	09:33:34.430	M. EVANS	1:21.609	42:37.719
11	22:46:17.117	M. ALESHIN	23:14:52.939	M. ALESHIN	28:35.822	2:00:48.120	26	10:14:10.826	M. EVANS	10:15:08.691	M. EVANS	57.865	43:35.584
12	23:57:59.845	M. ALESHIN	23:58:59.771	M. ALESHIN	59.926	2:01:48.046	27	10:55:36.751	M. EVANS	10:56:35.593	M. EVANS	58.842	44:34.426
13	00:29:20.803	M. ALESHIN	00:33:29.116	K. LADYGIN	4:08.313	2:05:56.359	28	11:37:22.394	M. EVANS	11:38:34.702	M. EVANS	1:12.308	45:46.734
14	01:16:46.982	K. LADYGIN	01:17:45.843	K. LADYGIN	58.861	2:06:55.220	29	12:18:51.702	M. EVANS	12:20:13.426	O. TURVEY	1:21.724	47:08.458
15	01:59:46.542	K. LADYGIN	02:00:46.354	K. LADYGIN	59.812	2:07:55.032	30	13:00:21.568	O. TURVEY	13:01:27.669	O. TURVEY	1:06.101	48:14.559
16	02:16:12.468	K. LADYGIN	02:17:55.287	A. LADYGIN	1:42.819	2:09:37.851	31	13:41:29.690	O. TURVEY	13:42:28.053	O. TURVEY	58.363	49:12.922
17	03:02:43.285	A. LADYGIN	03:03:45.525	A. LADYGIN	1:02.240	2:10:40.091	32	14:23:14.783	O. TURVEY	14:24:12.428	O. TURVEY	57.645	50:10.567
18	03:34:37.852	A. LADYGIN	03:39:56.130	M. ALESHIN	5:18.278	2:15:58.369	40 Krohn Racing Ligier JS P2 - Judd LMP2						
19	04:21:39.039	M. ALESHIN	04:22:39.420	M. ALESHIN	1:00.381	2:16:58.750	1	15:38:36.218	J. BARBOSA	15:39:54.551	J. BARBOSA	1:18.333	1:18.333
20	05:05:06.383	M. ALESHIN	05:06:39.761	M. ALESHIN	1:33.378	2:18:32.128	2	16:20:24.558	J. BARBOSA	16:23:12.984	T. KROHN	2:48.426	4:06.759
21	05:47:53.705	M. ALESHIN	05:49:21.666	K. LADYGIN	1:27.961	2:20:00.089	3	17:12:16.601	T. KROHN	17:13:21.273	T. KROHN	1:04.672	5:11.431
22	06:31:13.469	K. LADYGIN	06:32:58.409	K. LADYGIN	1:44.940	2:21:45.029	4	17:52:42.080	T. KROHN	17:54:07.098	N. JÖNSSON	1:25.018	6:36.449
23	07:14:51.094	K. LADYGIN	07:16:03.914	K. LADYGIN	1:12.820	2:22:57.849	5	18:42:12.507	N. JÖNSSON	18:43:33.322	N. JÖNSSON	1:20.815	7:57.264
24	07:44:39.730	K. LADYGIN	07:48:21.591	A. LADYGIN	3:41.861	2:26:39.710	6	19:13:57.396	N. JÖNSSON	19:15:00.718	N. JÖNSSON	1:03.322	9:00.586
25	08:18:09.003	A. LADYGIN	08:19:23.358	A. LADYGIN	1:14.355	2:27:54.065	7	19:56:30.340	N. JÖNSSON	19:57:46.563	N. JÖNSSON	1:16.223	10:16.809
26	08:42:47.863	A. LADYGIN	08:43:48.789	A. LADYGIN	1:00.926	2:28:54.991	8	20:40:21.965	N. JÖNSSON	20:41:57.994	J. BARBOSA	1:36.029	11:52.838
27	09:26:47.940	A. LADYGIN	09:28:38.484	M. ALESHIN	1:50.544	2:30:45.535	9	21:23:37.129	J. BARBOSA	21:24:55.139	J. BARBOSA	1:18.010	13:10.848
28	10:09:49.014	M. ALESHIN	10:10:54.542	M. ALESHIN	1:05.528	2:31:51.063	10	22:06:24.819	J. BARBOSA	22:07:39.784	J. BARBOSA	1:14.965	14:25.813
29	10:15:28.857	M. ALESHIN	10:16:39.386	M. ALESHIN	1:10.529	2:33:01.592	11	22:17:47.838	J. BARBOSA	23:26:07.327	J. BARBOSA	1:08:19.489	1:22:45.302
30	10:32:38.518	M. ALESHIN	10:34:53.778	M. ALESHIN	2:15.260	2:35:16.852	12	00:08:55.666	J. BARBOSA	00:10:33.842	T. KROHN	1:38.176	1:24:23.478
31	11:16:45.822	M. ALESHIN	11:18:17.970	K. LADYGIN	1:32.148	2:36:49.000	13	00:55:18.423	T. KROHN	00:56:50.313	T. KROHN	1:31.890	1:25:55.368
32	11:59:51.858	K. LADYGIN	12:00:52.100	K. LADYGIN	1:00.242	2:37:49.242	14	01:41:54.022	T. KROHN	01:43:24.608	T. KROHN	1:30.586	1:27:25.954
33	12:42:19.556	K. LADYGIN	12:47:28.346	K. LADYGIN	5:08.790	2:42:58.032	15	02:02:58.859	T. KROHN	02:05:16.367	T. KROHN	2:17.508	1:29:43.462
34	13:25:20.104	K. LADYGIN	13:27:09.863	M. ALESHIN	1:49.759	2:44:47.791	16	02:50:08.424	T. KROHN	02:51:38.548	N. JÖNSSON	1:30.124	1:31:13.586
35	14:08:18.376	M. ALESHIN	14:09:46.563	M. ALESHIN	1:28.187	2:46:15.978	17	03:29:34.707	N. JÖNSSON	03:30:37.624	N. JÖNSSON	1:02.917	1:32:16.503
36	14:40:35.561	M. ALESHIN	14:41:19.205	M. ALESHIN	43.644	2:46:59.622	18	04:12:11.508	N. JÖNSSON	04:13:16.474	N. JÖNSSON	1:04.966	1:33:21.469
38 JOTA Sport Gibson 015S - Nissan LMP2							19	04:55:11.164	N. JÖNSSON	04:57:05.460	J. BARBOSA	1:54.296	1:35:15.765
1	15:34:42.415	O. TURVEY	15:40:35.659	O. TURVEY	5:53.244	5:53.244	20	05:24:42.096	J. BARBOSA	05:26:35.667	J. BARBOSA	1:53.571	1:37:09.336
2	16:36:29.021	O. TURVEY	16:37:27.960	O. TURVEY	58.939	6:52.183	21	05:41:48.565	J. BARBOSA	05:42:54.857	J. BARBOSA	1:06.292	1:38:15.628
3	17:19:00.767	O. TURVEY	17:20:23.659	M. EVANS	1:22.892	8:15.075	22	06:20:53.271	J. BARBOSA	06:22:06.119	J. BARBOSA	1:12.848	1:39:28.476
4	18:14:20.453	M. EVANS	18:18:35.058	M. EVANS	4:14.605	12:29.680	23	07:05:23.855	J. BARBOSA	07:08:25.125	T. KROHN	3:01.270	1:42:29.746
5	19:14:28.508	M. EVANS	19:15:33.804	M. EVANS	1:05.296	13:34.976	24	07:55:26.432	T. KROHN	07:57:28.066	T. KROHN	2:01.634	1:44:31.380
6	19:56:24.270	M. EVANS	19:57:49.572	S. DOLAN	1:25.302	15:00.278	25	08:45:21.499	T. KROHN	08:46:40.703	T. KROHN	1:19.204	1:45:50.584
7	20:40:12.942	S. DOLAN	20:41:14.031	S. DOLAN	1:01.089	16:01.367	26	09:29:33.558	T. KROHN	09:31:49.843	N. JÖNSSON	2:16.285	1:48:06.869
8	21:22:55.375	S. DOLAN	21:24:06.414	S. DOLAN	1:11.039	17:12.406	27	10:09:31.912	N. JÖNSSON	10:10:33.990	N. JÖNSSON	1:02.078	1:49:08.947
9	22:05:22.782	S. DOLAN	22:06:48.273	O. TURVEY	1:25.491	18:37.897	28	10:48:31.968	N. JÖNSSON	10:49:34.035	N. JÖNSSON	1:02.067	1:50:11.014
10	22:46:13.830	O. TURVEY	22:50:01.525	O. TURVEY	3:47.695	22:25.592	29	11:27:55.444	N. JÖNSSON	11:29:23.492	J. BARBOSA	1:28.048	1:51:39.062
11	23:41:38.461	O. TURVEY	23:42:45.888	O. TURVEY	1:07.427	23:33.019	30	12:10:42.737	J. BARBOSA	12:11:47.679	J. BARBOSA	1:04.942	1:52:44.004
12	00:23:13.023	O. TURVEY	00:24:12.298	O. TURVEY	59.275	24:32.294	31	12:53:11.923	J. BARBOSA	12:54:55.187	J. BARBOSA	1:43.264	1:54:27.268
13	01:05:56.606	O. TURVEY	01:07:19.585	M. EVANS	1:22.979	25:55.273	32	13:36:18.993	J. BARBOSA	13:38:17.203	T. KROHN	1:58.210	1:56:25.478
14	01:48:03.616	M. EVANS	01:49:02.952	M. EVANS	59.336	26:54.609	33	14:03:10.277	T. KROHN	14:05:51.046	T. KROHN	2:40.769	1:59:06.247
15	02:30:56.890	M. EVANS	02:31:56.124	M. EVANS	59.234	27:53.843	34	14:26:13.408	T. KROHN	14:27:49.247	T. KROHN	1:35.839	2:00:42.086
16	03:12:26.501	M. EVANS	03:13:25.589	M. EVANS	59.088	28:52.931	35	14:43:47.277	T. KROHN	14:45:02.298	T. KROHN	1:15.021	2:01:57.107
17	03:53:51.008	M. EVANS	03:55:21.114	S. DOLAN	1:30.106	30:23.037	41 Graves Motorsport Gibson 015S - Nissan LMP2						
18	04:36:07.446	S. DOLAN	04:37:06.204	S. DOLAN	58.758	31:21.795	1	15:34:03.386	J. LANCASTER	15:35:02.945	J. LANCASTER	59.559	59.559
19	05:00:05.582	S. DOLAN	05:01:22.433	S. DOLAN	1:16.851	32:38.646	2	16:27:22.972	J. LANCASTER	16:28:23.214	J. LANCASTER	1:00.242	1:59.801
20	05:42:42.513	S. DOLAN	05:44:03.532	S. DOLAN	1:21.019	33:59.665	3	17:09:35.115	J. LANCASTER	17:10:34.847	J. LANCASTER	59.732	2:59.533
21	06:24:49.380	S. DOLAN	06:26:15.738	O. TURVEY	1:26.358	35:26.023	4	17:52:12.338	J. LANCASTER	17:53:35.693	G. HIRSCH	1:23.355	4:22.888
22	07:07:29.493	O. TURVEY	07:08:40.885	O. TURVEY	1:11.392	36:37.415	5	19:03:18.743	G. HIRSCH	19:04:20.511	G. HIRSCH	1:01.768	5:24.656
23	07:56:56.678	O. TURVEY	08:00:35.038	O. TURVEY	3:38.360	40:15.775							
24	08:50:29.004	O. TURVEY	08:51:29.339	O. TURVEY	1:00.335	41:16.110							



FIA WEC

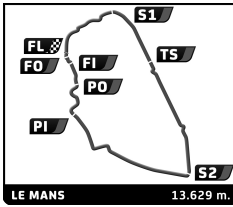
83^e Edition des 24 Heures du Mans

Race

Pit Stop Analysis



Nr.	In Time	In Driver	Out Time	Out Driver	Pit Time	T. Pit Time	Nr.	In Time	In Driver	Out Time	Out Driver	Pit Time	T. Pit Time
6	19:45:13.365	G. HIRSCH	19:46:14.530	G. HIRSCH	1:01.165	6:25.821	4	17:28:25.124	P. PERRET	17:30:31.850	P. PERRET	2:06.726	6:20.278
42	Strakka Racing Dome S103 - Nissan LMP2						5	18:47:28.807	P. PERRET	18:49:12.593	I. BELLAROSA	1:43.786	8:04.064
1	15:38:12.712	J. KANE	15:39:13.475	J. KANE	1:00.763	1:00.763	6	18:56:53.654	I. BELLAROSA	18:58:30.468	I. BELLAROSA	1:36.814	9:40.878
2	16:02:41.723	J. KANE	16:08:49.476	J. KANE	6:07.753	7:08.516	7	19:33:13.263	I. BELLAROSA	19:34:23.488	I. BELLAROSA	1:10.225	10:51.103
3	16:56:35.765	J. KANE	16:57:35.255	J. KANE	59.490	8:08.006	8	20:05:02.240	I. BELLAROSA	20:06:07.723	I. BELLAROSA	1:05.483	11:56.586
4	17:35:16.290	J. KANE	17:37:18.126	D. WATTS	2:01.836	10:09.842	9	20:49:07.685	I. BELLAROSA	20:51:26.151	J. IBANEZ	2:18.466	14:15.052
5	18:44:46.571	D. WATTS	18:45:46.083	D. WATTS	59.512	11:09.354	10	21:33:29.100	J. IBANEZ	21:34:39.399	J. IBANEZ	1:10.299	15:25.351
6	19:26:51.513	D. WATTS	19:27:52.999	D. WATTS	1:01.486	12:10.840	11	22:16:43.368	J. IBANEZ	22:17:44.663	J. IBANEZ	1:01.295	16:26.646
7	20:09:18.919	D. WATTS	20:10:49.470	N. LEVENTIS	1:30.551	13:41.391	12	22:46:20.372	J. IBANEZ	22:50:00.098	P. PERRET	3:39.726	20:06.372
8	20:50:23.219	N. LEVENTIS	20:51:24.485	N. LEVENTIS	1:01.266	14:42.657	13	23:48:49.730	P. PERRET	23:50:28.953	I. BELLAROSA	1:39.223	21:45.595
9	21:30:45.683	N. LEVENTIS	21:32:23.675	J. KANE	1:37.992	16:20.649	14	00:33:57.813	I. BELLAROSA	00:35:24.419	I. BELLAROSA	1:26.606	23:12.201
10	22:10:01.447	J. KANE	22:11:00.531	J. KANE	59.084	17:19.733	15	01:19:30.322	I. BELLAROSA	01:20:41.799	I. BELLAROSA	1:11.477	24:23.678
11	22:54:47.150	J. KANE	22:57:31.102	J. KANE	2:43.952	20:03.685	16	02:03:40.421	I. BELLAROSA	02:05:18.972	J. IBANEZ	1:38.551	26:02.229
12	23:45:54.554	J. KANE	23:47:28.105	D. WATTS	1:33.551	21:37.236	17	02:48:39.538	J. IBANEZ	02:49:48.243	J. IBANEZ	1:08.705	27:10.934
13	00:25:14.628	D. WATTS	00:26:14.218	D. WATTS	59.590	22:36.826	18	03:20:35.834	J. IBANEZ	03:22:09.751	J. IBANEZ	1:33.917	28:44.851
14	01:04:54.457	D. WATTS	01:06:22.087	D. WATTS	1:27.630	24:04.456	19	04:04:37.425	J. IBANEZ	04:06:33.628	I. BELLAROSA	1:56.203	30:41.054
15	01:44:37.550	D. WATTS	01:45:37.168	D. WATTS	59.618	25:04.074	20	04:48:59.907	I. BELLAROSA	04:50:14.034	I. BELLAROSA	1:14.127	31:55.181
16	02:23:41.925	D. WATTS	02:25:09.237	J. KANE	1:27.312	26:31.386	21	05:33:57.912	I. BELLAROSA	05:37:17.335	P. PERRET	3:19.423	35:14.604
17	03:03:02.288	J. KANE	03:04:04.275	J. KANE	1:01.987	27:33.373	22	06:21:36.161	P. PERRET	06:23:13.357	J. IBANEZ	1:37.196	36:51.800
18	03:41:28.729	J. KANE	03:42:27.670	J. KANE	58.941	28:32.314	23	07:06:25.522	J. IBANEZ	07:10:24.156	J. IBANEZ	3:58.634	40:50.434
19	04:20:00.204	J. KANE	04:21:51.235	N. LEVENTIS	1:51.031	30:23.345	24	07:41:49.716	J. IBANEZ	07:45:13.875	J. IBANEZ	3:24.159	44:14.593
20	05:01:50.016	N. LEVENTIS	05:03:03.900	N. LEVENTIS	1:13.884	31:37.229	25	08:44:44.253	J. IBANEZ	08:46:15.715	I. BELLAROSA	1:31.462	45:46.055
21	05:42:00.952	N. LEVENTIS	05:43:41.512	D. WATTS	1:40.560	33:17.789	26	09:29:36.268	I. BELLAROSA	09:30:40.257	I. BELLAROSA	1:03.989	46:50.044
22	06:21:03.320	D. WATTS	06:22:27.285	D. WATTS	1:23.965	34:41.754	27	10:13:57.327	I. BELLAROSA	10:15:00.649	I. BELLAROSA	1:03.322	47:53.366
23	07:00:52.459	D. WATTS	07:01:51.849	D. WATTS	59.390	35:41.144	28	10:58:14.792	I. BELLAROSA	11:04:47.376	J. IBANEZ	6:32.584	54:25.950
24	07:39:19.664	D. WATTS	07:41:14.162	J. KANE	1:54.498	37:35.642	29	11:47:17.003	J. IBANEZ	11:48:22.256	J. IBANEZ	1:05.253	55:31.203
25	08:36:34.876	J. KANE	08:37:34.408	J. KANE	59.532	38:35.174	30	12:30:50.446	J. IBANEZ	12:31:54.767	J. IBANEZ	1:04.321	56:35.524
26	09:16:22.333	J. KANE	09:17:57.638	N. LEVENTIS	1:35.305	40:10.479	31	13:14:41.362	J. IBANEZ	13:15:57.676	J. IBANEZ	1:16.314	57:51.838
32							32	13:59:44.282	J. IBANEZ	14:01:18.916	P. PERRET	1:34.634	59:26.472
33							33	14:34:26.585	P. PERRET	14:35:24.114	P. PERRET	57.529	1:00:24.001
43	Team Sard Morand Morgan Evo - SARD LMP2						46	Thiriet By Tds Racing Oreca 05 - Nissan LMP2					
1	15:38:05.571	O. WEBB	15:39:02.780	O. WEBB	57.209	57.209	1	15:33:52.454	T. GOMMENDY	15:34:49.000	T. GOMMENDY	56.546	56.546
2	16:38:55.785	O. WEBB	16:40:18.717	Z. AMBERG	1:22.932	2:20.141	2	16:30:23.675	T. GOMMENDY	16:31:23.537	T. GOMMENDY	59.862	1:56.408
3	17:22:20.182	Z. AMBERG	17:23:23.562	Z. AMBERG	1:03.380	3:23.521	3	17:12:31.186	T. GOMMENDY	17:14:17.768	L. BADEY	1:46.582	3:42.990
4	18:19:38.239	Z. AMBERG	18:22:07.730	Z. AMBERG	2:29.491	5:53.012	4	17:55:43.664	L. BADEY	17:56:42.403	L. BADEY	58.739	4:41.729
5	19:17:23.387	Z. AMBERG	19:18:20.492	Z. AMBERG	57.105	6:50.117	5	19:10:30.231	L. BADEY	19:11:30.414	L. BADEY	1:00.183	5:41.912
6	19:59:27.372	Z. AMBERG	20:00:51.735	P. RAGUES	1:24.363	8:14.480	6	19:52:12.099	L. BADEY	19:53:44.997	P. THIRIET	1:32.898	7:14.810
7	20:42:46.329	P. RAGUES	20:43:43.834	P. RAGUES	57.505	9:11.985	7	20:35:42.299	P. THIRIET	20:36:42.044	P. THIRIET	59.745	8:14.555
8	21:25:15.808	P. RAGUES	21:26:14.014	P. RAGUES	58.206	10:10.191	8	21:17:59.348	P. THIRIET	21:19:01.351	P. THIRIET	1:02.003	9:16.558
9	22:07:46.755	P. RAGUES	22:08:44.424	P. RAGUES	57.669	11:07.860	9	22:00:07.579	P. THIRIET	22:01:41.905	T. GOMMENDY	1:34.326	10:50.884
10	23:06:05.405	P. RAGUES	23:07:27.205	O. WEBB	1:21.800	12:29.660	10	22:43:40.990	T. GOMMENDY	22:46:47.314	T. GOMMENDY	3:06.324	13:57.208
11	23:51:05.294	O. WEBB	23:52:02.547	O. WEBB	57.253	13:26.913	11	23:43:45.719	T. GOMMENDY	23:44:46.083	T. GOMMENDY	1:00.364	14:57.572
12	00:33:35.414	O. WEBB	00:34:59.118	Z. AMBERG	1:23.704	14:50.617	12	00:25:32.006	T. GOMMENDY	00:27:02.400	L. BADEY	1:30.394	16:27.966
13	01:17:50.354	Z. AMBERG	01:19:02.415	Z. AMBERG	1:12.061	16:02.678	13	01:09:15.260	L. BADEY	01:10:23.699	L. BADEY	1:08.439	17:36.405
14	01:45:50.930	Z. AMBERG	01:48:04.974	Z. AMBERG	2:14.044	18:16.722	14	01:51:25.641	L. BADEY	01:52:24.853	L. BADEY	59.212	18:35.617
15	02:18:24.416	Z. AMBERG	02:32:44.570	P. RAGUES	14:20.154	32:36.876	15	02:34:57.455	L. BADEY	02:36:22.178	P. THIRIET	1:24.723	20:00.340
16							16	03:17:25.263	P. THIRIET	03:18:36.848	P. THIRIET	1:11.585	21:11.925
17							17	03:59:19.997	P. THIRIET	04:00:21.729	P. THIRIET	1:01.732	22:13.657
18							18	04:41:07.078	P. THIRIET	04:42:52.593	T. GOMMENDY	1:45.515	23:59.172
45	Ibanez Racing Oreca 03R - Nissan LMP2						47	KCMG Oreca 05 - Nissan LMP2					
1	15:23:43.101	J. IBANEZ	15:24:22.403	J. IBANEZ	39.302	39.302	1						
2	15:39:40.430	J. IBANEZ	15:41:04.861	J. IBANEZ	1:24.431	2:03.733							
3	16:42:20.279	J. IBANEZ	16:44:30.098	P. PERRET	2:09.819	4:13.552							

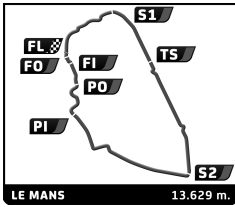


FIA WEC 83^e Edition des 24 Heures du Mans Race

Pit Stop Analysis



Nr.	In Time	In Driver	Out Time	Out Driver	Pit Time	T. Pit Time	Nr.	In Time	In Driver	Out Time	Out Driver	Pit Time	T. Pit Time
1	15:37:32.717	R. BRADLEY	15:38:34.724	R. BRADLEY	1:02.007	1:02.007	21	07:33:12.401	K. CHANDHOK	07:34:30.188	K. CHANDHOK	1:17.787	28:15.758
2	16:37:45.671	R. BRADLEY	16:38:47.590	R. BRADLEY	1:01.919	2:03.926	22	07:44:32.070	K. CHANDHOK	07:48:23.615	M. PATTERSON	3:51.545	32:07.303
3	17:23:24.201	R. BRADLEY	17:24:54.558	N. LAPIERRE	1:30.357	3:34.283	23	08:49:47.960	M. PATTERSON	08:50:50.577	M. PATTERSON	1:02.617	33:09.920
4	18:42:59.259	N. LAPIERRE	18:44:01.115	N. LAPIERRE	1:01.856	4:36.139	24	09:36:51.439	M. PATTERSON	09:40:11.328	M. PATTERSON	3:19.889	36:29.809
5	19:28:26.889	N. LAPIERRE	19:29:35.067	N. LAPIERRE	1:08.178	5:44.317	25	10:08:06.309	M. PATTERSON	10:33:54.190	N. BERTHON	25:47.881	1:02:17.690
6	20:14:05.388	N. LAPIERRE	20:15:12.952	N. LAPIERRE	1:07.564	6:51.881	26	11:18:27.116	N. BERTHON	11:21:04.120	N. BERTHON	2:37.004	1:04:54.694
7	20:48:55.480	N. LAPIERRE	20:50:21.135	M. HOWSON	1:25.655	8:17.536	27	12:05:42.164	N. BERTHON	12:07:11.181	N. BERTHON	1:29.017	1:06:23.711
8	21:34:53.179	M. HOWSON	21:35:58.063	M. HOWSON	1:04.884	9:22.420	28	12:51:27.668	N. BERTHON	12:52:41.296	N. BERTHON	1:13.628	1:07:37.339
9	22:02:05.611	M. HOWSON	22:03:02.487	M. HOWSON	56.876	10:19.296	29	13:37:13.025	N. BERTHON	13:38:48.544	K. CHANDHOK	1:35.519	1:09:12.858
10	22:46:16.358	M. HOWSON	22:50:03.091	R. BRADLEY	3:46.733	14:06.029	30	14:24:16.009	K. CHANDHOK	14:25:30.243	K. CHANDHOK	1:14.234	1:10:27.092
11	23:34:29.915	R. BRADLEY	23:35:01.462	R. BRADLEY	31.547	14:37.576	50 Larbre Competition						
12	23:46:05.704	R. BRADLEY	23:47:06.405	R. BRADLEY	1:00.701	15:38.277	Chevrolet Corvette C7R LMGTE Am						
13	00:31:31.122	R. BRADLEY	00:32:36.736	R. BRADLEY	1:05.614	16:43.891	1	15:49:01.723	P. RUBERTI	15:50:25.556	P. RUBERTI	1:23.833	1:23.833
14	01:18:10.258	R. BRADLEY	01:20:10.809	N. LAPIERRE	2:00.551	18:44.442	2	16:10:15.276	P. RUBERTI	16:32:51.429	G. RODA	22:36.153	23:59.986
15	02:00:36.386	N. LAPIERRE	02:01:37.364	N. LAPIERRE	1:00.978	19:45.420	3	17:26:28.463	G. RODA	17:27:46.097	G. RODA	1:17.634	25:17.620
16	02:43:32.641	N. LAPIERRE	02:46:56.202	N. LAPIERRE	3:23.561	23:08.981	4	17:53:03.473	G. RODA	18:00:26.420	K. POULSEN	7:22.947	32:40.567
17	03:31:05.060	N. LAPIERRE	03:32:06.917	N. LAPIERRE	1:01.857	24:10.838	5	19:21:25.908	K. POULSEN	19:22:28.111	K. POULSEN	1:02.203	33:42.770
18	04:16:23.039	N. LAPIERRE	04:17:55.727	M. HOWSON	1:32.688	25:43.526	6	20:15:19.376	K. POULSEN	20:17:00.550	P. RUBERTI	1:41.174	35:23.944
19	04:59:08.073	M. HOWSON	05:00:17.908	M. HOWSON	1:09.835	26:53.361	7	21:09:36.075	P. RUBERTI	21:10:38.438	P. RUBERTI	1:02.363	36:26.307
20	05:45:19.614	M. HOWSON	05:46:40.120	M. HOWSON	1:20.506	28:13.867	8	21:38:41.970	P. RUBERTI	21:56:02.116	P. RUBERTI	17:20.146	53:46.453
21	06:31:54.360	M. HOWSON	06:32:57.674	M. HOWSON	1:03.314	29:17.181	51 AF Corse						
22	07:14:41.447	M. HOWSON	07:16:29.765	R. BRADLEY	1:48.318	31:05.499	Ferrari 458 Italia LMGTE Pro						
23	08:20:11.327	R. BRADLEY	08:21:12.477	R. BRADLEY	1:01.150	32:06.649	1	15:52:19.404	G. BRUNI	15:53:21.120	G. BRUNI	1:01.716	1:01.716
24	09:06:50.535	R. BRADLEY	09:07:52.496	R. BRADLEY	1:01.961	33:08.610	2	17:03:35.684	G. BRUNI	17:04:51.757	G. FISICHELLA	1:16.073	2:17.789
25	09:56:01.647	R. BRADLEY	09:57:16.219	R. BRADLEY	1:14.572	34:23.182	3	17:53:08.057	G. FISICHELLA	17:54:29.332	G. FISICHELLA	1:21.275	3:39.064
26	10:41:52.171	R. BRADLEY	10:43:21.060	N. LAPIERRE	1:28.889	35:52.071	4	19:22:44.373	G. FISICHELLA	19:26:48.918	G. FISICHELLA	4:04.545	7:43.609
27	11:27:41.976	N. LAPIERRE	11:28:51.448	N. LAPIERRE	1:09.472	37:01.543	5	20:10:37.319	G. FISICHELLA	20:11:49.706	T. VILANDER	1:12.387	8:55.996
28	12:12:34.507	N. LAPIERRE	12:13:36.383	N. LAPIERRE	1:01.876	38:03.419	6	21:08:19.847	T. VILANDER	21:09:17.843	T. VILANDER	57.996	9:53.992
29	12:58:41.981	N. LAPIERRE	13:00:17.726	N. LAPIERRE	1:35.745	39:39.164	7	22:05:06.620	T. VILANDER	22:06:29.364	G. BRUNI	1:22.744	11:16.736
30	13:44:10.228	N. LAPIERRE	13:45:11.780	N. LAPIERRE	1:01.552	40:40.716	8	23:19:15.759	G. BRUNI	23:20:12.139	G. BRUNI	56.380	12:13.116
31	14:25:54.696	N. LAPIERRE	14:26:59.689	R. BRADLEY	1:04.993	41:45.709	9	00:16:31.289	G. BRUNI	00:17:47.829	G. FISICHELLA	1:16.540	13:29.656
48 Murphy Prototypes													
Oreca 03R - Nissan LMP2													
1	15:41:41.317	N. BERTHON	15:42:45.758	N. BERTHON	1:04.441	1:04.441	10	01:14:21.794	G. FISICHELLA	01:15:17.732	G. FISICHELLA	55.938	14:25.594
2	16:42:41.591	N. BERTHON	16:43:41.109	N. BERTHON	59.518	2:03.959	11	02:11:19.006	G. FISICHELLA	02:12:36.802	T. VILANDER	1:17.796	15:43.390
3	17:29:04.307	N. BERTHON	17:30:38.051	K. CHANDHOK	1:33.744	3:37.703	12	03:09:17.143	T. VILANDER	03:10:22.435	T. VILANDER	1:05.292	16:48.682
4	18:39:53.637	K. CHANDHOK	18:42:33.305	K. CHANDHOK	2:39.668	6:17.371	13	04:05:58.445	T. VILANDER	04:07:14.518	G. BRUNI	1:16.073	18:04.755
5	19:27:26.341	K. CHANDHOK	19:28:27.326	K. CHANDHOK	1:00.985	7:18.356	14	04:39:02.713	G. BRUNI	04:39:58.719	G. BRUNI	56.006	19:00.761
6	20:13:22.344	K. CHANDHOK	20:14:53.105	M. PATTERSON	1:30.761	8:49.117	15	05:36:20.698	G. BRUNI	05:37:39.404	G. FISICHELLA	1:18.706	20:19.467
7	21:01:04.660	M. PATTERSON	21:02:09.058	M. PATTERSON	1:04.398	9:53.515	16	06:33:14.742	G. FISICHELLA	06:34:18.200	G. FISICHELLA	1:03.458	21:22.925
8	21:48:09.079	M. PATTERSON	21:49:36.195	N. BERTHON	1:27.116	11:20.631	17	07:30:49.672	G. FISICHELLA	07:32:06.590	T. VILANDER	1:16.918	22:39.843
9	22:34:08.301	N. BERTHON	22:35:16.717	N. BERTHON	1:08.416	12:29.047	18	07:47:47.557	T. VILANDER	07:52:57.863	T. VILANDER	5:10.306	27:50.149
10	23:38:36.350	N. BERTHON	23:39:36.360	N. BERTHON	1:00.010	13:29.057	19	09:01:42.168	T. VILANDER	09:02:39.423	T. VILANDER	57.255	28:47.404
11	00:24:20.222	N. BERTHON	00:26:26.671	K. CHANDHOK	2:06.449	15:35.506	20	09:06:34.048	T. VILANDER	09:07:23.209	T. VILANDER	49.161	29:36.565
12	00:45:20.431	K. CHANDHOK	00:47:01.102	K. CHANDHOK	1:40.671	17:16.177	21	10:03:10.747	T. VILANDER	10:04:27.175	G. BRUNI	1:16.428	30:52.993
13	01:33:21.767	K. CHANDHOK	01:34:22.432	K. CHANDHOK	1:00.665	18:16.842	22	10:59:59.155	G. BRUNI	11:00:55.268	G. BRUNI	56.113	31:49.106
14	02:19:13.727	K. CHANDHOK	02:20:20.851	K. CHANDHOK	1:07.124	19:23.966	23	11:56:44.041	G. BRUNI	11:58:01.806	T. VILANDER	1:17.765	33:06.871
15	03:06:29.691	K. CHANDHOK	03:08:03.378	N. BERTHON	1:33.687	20:57.653	24	12:53:14.965	T. VILANDER	12:54:18.401	T. VILANDER	1:03.436	34:10.307
16	03:52:45.291	N. BERTHON	03:53:52.480	N. BERTHON	1:07.189	22:04.842	25	13:07:01.222	T. VILANDER	13:36:12.645	G. BRUNI	29:11.423	1:03:21.730
17	04:38:51.990	N. BERTHON	04:39:53.164	N. BERTHON	1:01.174	23:06.016	26	14:04:12.986	G. BRUNI	14:05:11.628	G. BRUNI	58.642	1:04:20.372
18	05:25:29.700	N. BERTHON	05:27:06.463	K. CHANDHOK	1:36.763	24:42.779	53 Riley Motorsports-TI Auto						
19	06:08:05.699	K. CHANDHOK	06:09:19.692	K. CHANDHOK	1:13.993	25:56.772	Srt VIPER GTS-R LMGTE Am						
20	06:50:24.859	K. CHANDHOK	06:51:26.058	K. CHANDHOK	1:01.199	26:57.971	1	15:52:59.285	J. BLEEKMOLEN	15:54:12.404	J. BLEEKMOLEN	1:13.119	1:13.119



FIA WEC

83^e Edition des 24 Heures du Mans

Race

Pit Stop Analysis



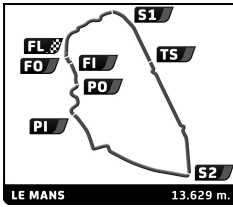
Nr.	In Time	In Driver	Out Time	Out Driver	Pit Time	T. Pit Time	Nr.	In Time	In Driver	Out Time	Out Driver	Pit Time	T. Pit Time
2	17:08:28.668	J. BLEEKEMOLEN	17:09:40.557	J. BLEEKEMOLEN	1:11.889	2:25.008	9	23:30:03.451	P. MANN	23:31:29.223	M. CRESSONI	1:25.772	22:12.284
3	18:19:41.153	J. BLEEKEMOLEN	18:22:09.321	B. KEATING	2:28.168	4:53.176	10	00:28:19.223	M. CRESSONI	00:29:29.986	M. CRESSONI	1:10.763	23:23.047
4	19:32:17.001	B. KEATING	19:33:27.653	B. KEATING	1:10.652	6:03.828	11	01:27:36.705	M. CRESSONI	01:28:38.284	M. CRESSONI	1:01.579	24:24.626
5	20:35:18.219	B. KEATING	20:36:32.191	B. KEATING	1:13.972	7:17.800	12	02:25:56.959	M. CRESSONI	02:27:32.936	R. GIAMMARIA	1:35.977	26:00.603
6	21:35:02.134	B. KEATING	21:36:39.718	M. MILLER	1:37.584	8:55.384	13	03:19:56.893	R. GIAMMARIA	03:21:01.014	R. GIAMMARIA	1:04.121	27:04.724
7	21:40:41.093	M. MILLER	21:46:29.730	M. MILLER	5:48.637	14:44.021	14	04:13:06.668	R. GIAMMARIA	04:15:11.608	R. GIAMMARIA	2:04.940	29:09.664
8	22:43:43.385	M. MILLER	22:46:48.389	M. MILLER	3:05.004	17:49.025	15	05:12:34.205	R. GIAMMARIA	05:14:09.080	P. MANN	1:34.875	30:44.539
9	23:59:18.561	M. MILLER	00:00:35.474	J. BLEEKEMOLEN	1:16.913	19:05.938	16	05:54:10.948	P. MANN	05:57:45.062	M. CRESSONI	3:34.114	34:18.653
10	00:57:32.576	J. BLEEKEMOLEN	00:59:09.190	J. BLEEKEMOLEN	1:36.614	20:42.552	17	06:54:48.524	M. CRESSONI	06:55:49.204	M. CRESSONI	1:00.680	35:19.333
11	01:56:17.118	J. BLEEKEMOLEN	01:57:28.469	J. BLEEKEMOLEN	1:11.351	21:53.903	18	07:55:24.938	M. CRESSONI	07:57:26.637	P. MANN	2:01.699	37:21.032
12	02:55:27.130	J. BLEEKEMOLEN	02:56:42.894	M. MILLER	1:15.764	23:09.667	19	08:41:20.015	P. MANN	08:42:48.473	R. GIAMMARIA	1:28.458	38:49.490
13	03:53:24.312	M. MILLER	03:55:01.213	M. MILLER	1:36.901	24:46.568	20	09:36:04.398	R. GIAMMARIA	09:37:18.396	R. GIAMMARIA	1:13.998	40:03.488
14	04:51:27.981	M. MILLER	04:52:53.853	B. KEATING	1:25.872	26:12.440	21	10:33:59.501	R. GIAMMARIA	10:35:27.912	M. CRESSONI	1:28.411	41:31.899
15	05:47:53.086	B. KEATING	05:49:34.760	J. BLEEKEMOLEN	1:41.674	27:54.114	22	11:28:11.553	M. CRESSONI	11:29:13.104	M. CRESSONI	1:01.551	42:33.450
16	06:45:53.300	J. BLEEKEMOLEN	06:47:04.920	J. BLEEKEMOLEN	1:11.620	29:05.734	23	12:21:19.973	M. CRESSONI	12:22:27.008	M. CRESSONI	1:07.035	43:40.485
17	07:44:49.597	J. BLEEKEMOLEN	07:53:01.039	J. BLEEKEMOLEN	8:11.442	37:17.176	24	13:18:56.743	M. CRESSONI	13:20:28.035	R. GIAMMARIA	1:31.292	45:11.777
18	09:01:50.113	J. BLEEKEMOLEN	09:03:03.833	M. MILLER	1:13.720	38:30.896	25	14:13:15.155	R. GIAMMARIA	14:14:25.740	R. GIAMMARIA	1:10.585	46:22.362
19	10:00:47.631	M. MILLER	10:01:59.685	M. MILLER	1:12.054	39:42.950							
20	10:59:14.563	M. MILLER	11:01:41.491	M. MILLER	2:26.928	42:09.878							
21	11:34:53.283	M. MILLER	11:35:53.041	M. MILLER	41.758	42:51.636							
22	11:59:59.112	M. MILLER	12:01:25.822	J. BLEEKEMOLEN	1:26.710	44:18.346							
23	12:34:10.434	J. BLEEKEMOLEN	12:50:56.468	J. BLEEKEMOLEN	16:46.034	1:01:04.380							

55 AF Corse		Ferrari 458 Italia		LMGTE Am	
1	15:48:56.723	M. GRIFFIN	15:49:54.488	M. GRIFFIN	57.765 57.765
2	17:00:05.192	M. GRIFFIN	17:01:49.263	D. CAMERON	1:44.071 2:41.836
3	17:15:43.303	D. CAMERON	17:16:43.873	D. CAMERON	1:00.570 3:42.406
4	18:36:24.271	D. CAMERON	18:42:35.414	A. MORTIMER	6:11.143 9:53.549
5	19:39:10.981	A. MORTIMER	19:40:10.857	A. MORTIMER	59.876 10:53.425
6	19:52:26.639	A. MORTIMER	19:55:01.952	A. MORTIMER	2:35.313 13:28.738
7	20:52:24.324	A. MORTIMER	20:53:54.242	M. GRIFFIN	1:29.918 14:58.656
8	21:45:59.900	M. GRIFFIN	21:47:05.904	M. GRIFFIN	1:06.004 16:04.660
9	22:43:42.395	M. GRIFFIN	22:46:49.598	D. CAMERON	3:07.203 19:11.863
10	00:00:23.528	D. CAMERON	00:01:27.194	D. CAMERON	1:03.666 20:15.529
11	01:00:59.883	D. CAMERON	01:02:26.541	A. MORTIMER	1:26.658 21:42.187
12	02:00:43.373	A. MORTIMER	02:01:43.806	A. MORTIMER	1:00.433 22:42.620
13	03:00:24.823	A. MORTIMER	03:01:57.827	M. GRIFFIN	1:33.004 24:15.624
14	03:54:10.487	M. GRIFFIN	03:55:11.724	M. GRIFFIN	1:01.237 25:16.861
15	04:47:05.890	M. GRIFFIN	04:48:03.737	M. GRIFFIN	57.847 26:14.708
16	05:40:47.363	M. GRIFFIN	05:42:18.312	D. CAMERON	1:30.949 27:45.657
17	06:40:20.873	D. CAMERON	06:41:30.119	D. CAMERON	1:09.246 28:54.903
18	07:40:29.593	D. CAMERON	07:45:18.292	A. MORTIMER	4:48.699 33:43.602

61 AF Corse		Ferrari 458 Italia		LMGTE Am	
1	15:49:02.618	R. GIAMMARIA	15:50:38.738	P. MANN	1:36.120 1:36.120
2	17:02:11.383	P. MANN	17:03:13.216	P. MANN	1:01.833 2:37.953
3	18:00:02.215	P. MANN	18:02:54.908	M. CRESSONI	2:52.693 5:30.646
4	18:39:58.173	M. CRESSONI	18:49:51.496	M. CRESSONI	9:53.323 15:23.969
5	19:42:06.087	M. CRESSONI	19:43:11.622	M. CRESSONI	1:05.535 16:29.504
6	20:40:11.933	M. CRESSONI	20:41:37.540	R. GIAMMARIA	1:25.607 17:55.111
7	21:33:37.559	R. GIAMMARIA	21:34:46.341	R. GIAMMARIA	1:08.782 19:03.893
8	22:27:04.195	R. GIAMMARIA	22:28:46.814	P. MANN	1:42.619 20:46.512

62 Scuderia Corsa		Ferrari 458 Italia		LMGTE Am	
1	15:53:11.910	J. SEGAL	15:54:15.083	J. SEGAL	1:03.173 1:03.173
2	17:04:29.907	J. SEGAL	17:05:58.431	W. SWEDLER	1:28.524 2:31.697
3	18:02:13.754	W. SWEDLER	18:05:47.797	W. SWEDLER	3:34.043 6:05.740
4	19:28:21.585	W. SWEDLER	19:29:49.105	T. BELL	1:27.520 7:33.260
5	20:26:44.105	T. BELL	20:27:48.170	T. BELL	1:04.065 8:37.325
6	21:24:39.367	T. BELL	21:26:09.704	W. SWEDLER	1:30.337 10:07.662
7	22:24:13.847	W. SWEDLER	22:25:41.984	J. SEGAL	1:28.137 11:35.799
8	23:40:24.449	J. SEGAL	23:41:35.017	J. SEGAL	1:10.568 12:46.367
9	00:37:55.501	J. SEGAL	00:38:59.128	J. SEGAL	1:03.627 13:49.994
10	01:36:56.229	J. SEGAL	01:38:27.707	T. BELL	1:31.478 15:21.472
11	02:35:46.224	T. BELL	02:36:49.502	T. BELL	1:03.278 16:24.750
12	03:33:02.623	T. BELL	03:34:05.398	T. BELL	1:02.775 17:27.525
13	04:30:30.209	T. BELL	04:32:00.205	W. SWEDLER	1:29.996 18:57.521
14	05:30:45.333	W. SWEDLER	05:32:17.084	J. SEGAL	1:31.751 20:29.272
15	06:00:26.199	J. SEGAL	06:01:25.725	J. SEGAL	59.526 21:28.798
16	06:09:25.528	J. SEGAL	06:11:00.183	J. SEGAL	1:34.655 23:03.453
17	06:59:35.650	J. SEGAL	07:01:04.301	T. BELL	1:28.651 24:32.104
18	07:56:48.593	T. BELL	08:03:24.025	T. BELL	6:35.432 31:07.536
19	09:04:10.215	T. BELL	09:05:57.636	J. SEGAL	1:47.421 32:54.957
20	10:03:03.593	J. SEGAL	10:04:13.040	J. SEGAL	1:09.447 34:04.404
21	11:00:28.402	J. SEGAL	11:01:56.625	T. BELL	1:28.223 35:32.627
22	11:50:09.281	T. BELL	11:51:46.412	T. BELL	1:37.131 37:09.758
23	12:31:42.550	T. BELL	12:32:32.144	T. BELL	49.594 37:59.352
24	12:36:31.893	T. BELL	12:37:33.827	T. BELL	1:01.934 39:01.286
25	13:01:29.997	T. BELL	13:03:07.874	J. SEGAL	1:37.877 40:39.163
26	14:05:33.619	J. SEGAL	14:07:01.549	J. SEGAL	1:27.930 42:07.093

64 Corvette Racing - GM		Chevrolet Corvette C7R		LMGTE Pro	
1	15:48:28.699	O. GAVIN	15:49:32.232	O. GAVIN	1:03.533 1:03.533
2	17:03:52.551	O. GAVIN	17:05:17.953	T. MILNER	1:25.402 2:28.935
3	18:10:27.861	T. MILNER	18:12:57.786	T. MILNER	2:29.925 4:58.860
4	19:29:53.148	T. MILNER	19:30:57.540	T. MILNER	1:04.392 6:03.252
5	20:26:50.512	T. MILNER	20:28:16.859	J. TAYLOR	1:26.347 7:29.599



FIA WEC

83^e Edition des 24 Heures du Mans

Race

Pit Stop Analysis



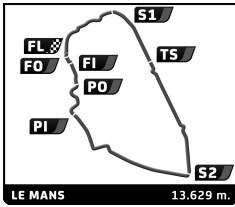
Nr.	In Time	In Driver	Out Time	Out Driver	Pit Time	T. Pit Time	Nr.	In Time	In Driver	Out Time	Out Driver	Pit Time	T. Pit Time
6	21:24:18.151	J. TAYLOR	21:25:22.479	J. TAYLOR	1:04.328	8:33.927	9	22:54:48.333	X. MAASSEN	23:08:36.777	X. MAASSEN	13:48.444	30:14.787
7	22:21:15.880	J. TAYLOR	22:22:20.231	J. TAYLOR	1:04.351	9:38.278	10	00:07:48.243	X. MAASSEN	00:08:54.567	X. MAASSEN	1:06.324	31:21.111
8	23:36:21.352	J. TAYLOR	23:37:50.449	O. GAVIN	1:29.097	11:07.375	11	01:06:41.951	X. MAASSEN	01:08:39.500	X. MAASSEN	1:57.549	33:18.660
9	00:33:45.761	O. GAVIN	00:34:51.115	O. GAVIN	1:05.354	12:12.729	12	02:05:45.082	X. MAASSEN	02:06:58.008	A. KAPADIA	1:12.926	34:31.586
10	01:32:16.534	O. GAVIN	01:33:50.744	O. GAVIN	1:34.210	13:46.939	13	03:06:23.059	A. KAPADIA	03:08:21.577	A. KAPADIA	1:58.518	36:30.104
11	02:30:26.184	O. GAVIN	02:31:55.457	T. MILNER	1:29.273	15:16.212	14	04:05:49.210	A. KAPADIA	04:06:54.128	A. KAPADIA	1:04.918	37:35.022
12	03:27:34.674	T. MILNER	03:28:38.188	T. MILNER	1:03.514	16:19.726	15	05:06:03.385	A. KAPADIA	05:08:06.949	J. CHEN	2:03.564	39:38.586
13	04:24:08.411	T. MILNER	04:25:12.423	T. MILNER	1:04.012	17:23.738	16	06:12:42.393	J. CHEN	06:14:22.551	X. MAASSEN	1:40.158	41:18.744
14	04:57:14.002	T. MILNER	05:01:21.335	J. TAYLOR	4:07.333	21:31.071	17	07:11:59.290	X. MAASSEN	07:13:25.745	X. MAASSEN	1:26.455	42:45.199
15	05:57:19.002	J. TAYLOR	05:58:36.735	J. TAYLOR	1:17.733	22:48.804	18	08:27:33.240	X. MAASSEN	08:29:05.870	J. CHEN	1:32.630	44:17.829
16	06:54:49.614	J. TAYLOR	06:56:17.957	O. GAVIN	1:28.343	24:17.147	19	08:38:30.164	J. CHEN	08:39:47.075	J. CHEN	1:16.911	45:34.740
17	08:02:51.366	O. GAVIN	08:08:40.323	O. GAVIN	5:48.957	30:06.104	20	09:17:15.556	J. CHEN	09:19:00.771	A. KAPADIA	1:45.215	47:19.955
18	09:05:57.516	O. GAVIN	09:07:22.893	T. MILNER	1:25.377	31:31.481	21	10:17:23.870	A. KAPADIA	10:18:28.986	A. KAPADIA	1:05.116	48:25.071
19	10:03:00.035	T. MILNER	10:04:03.568	T. MILNER	1:03.533	32:35.014	22	11:17:10.913	A. KAPADIA	11:22:35.182	X. MAASSEN	5:24.269	53:49.340
20	10:59:58.400	T. MILNER	11:01:23.045	J. TAYLOR	1:24.645	33:59.659	23	12:03:24.036	X. MAASSEN	12:04:29.080	X. MAASSEN	1:05.044	54:54.384
21	11:57:04.324	J. TAYLOR	11:58:08.460	J. TAYLOR	1:04.136	35:03.795	24	13:01:34.286	X. MAASSEN	13:03:09.419	A. KAPADIA	1:35.133	56:29.517
22	12:53:27.315	J. TAYLOR	12:54:54.184	O. GAVIN	1:26.869	36:30.664	25	14:02:13.609	A. KAPADIA	14:03:38.906	A. KAPADIA	1:25.297	57:54.814
23	13:47:01.358	O. GAVIN	13:49:03.488	O. GAVIN	2:02.130	38:32.794	26	14:42:01.989	A. KAPADIA	14:42:44.505	A. KAPADIA	42.516	58:37.330
24	14:25:46.486	O. GAVIN	14:26:44.457	O. GAVIN	57.971	39:30.765							

66	JMW Motorsport	LMGTE Am
Ferrari 458 Italia		
1	15:53:31.266 J. GIERMAZIAK	15:54:37.531 J. GIERMAZIAK 1:06.265 1:06.265
2	17:10:43.125 J. GIERMAZIAK	17:12:18.100 A. AL FAISAL 1:34.975 2:41.240
3	18:32:22.323 A. AL FAISAL	18:35:39.867 A. AL FAISAL 3:17.544 5:58.784
4	19:39:06.751 A. AL FAISAL	19:41:24.219 M. AVENATT 2:17.468 8:16.252
5	20:45:59.226 M. AVENATT	20:47:07.818 M. AVENATT 1:08.592 9:24.844
6	21:46:26.848 M. AVENATT	21:48:04.103 J. GIERMAZIAK 1:37.255 11:02.099
7	22:46:19.368 J. GIERMAZIAK	22:49:58.895 J. GIERMAZIAK 3:39.527 14:41.626
8	00:00:53.249 J. GIERMAZIAK	00:02:00.175 J. GIERMAZIAK 1:06.926 15:48.552
9	00:59:21.860 J. GIERMAZIAK	01:00:58.659 A. AL FAISAL 1:36.799 17:25.351
10	02:03:25.028 A. AL FAISAL	02:04:32.141 A. AL FAISAL 1:07.113 18:32.464
11	03:02:39.296 A. AL FAISAL	03:14:53.440 A. AL FAISAL 12:14.144 30:46.608
12	04:15:43.310 A. AL FAISAL	04:17:22.030 J. GIERMAZIAK 1:38.720 32:25.328
13	05:06:50.314 J. GIERMAZIAK	05:33:25.626 J. GIERMAZIAK 26:35.312 59:00.640
14	06:30:19.988 J. GIERMAZIAK	06:31:30.577 J. GIERMAZIAK 1:10.589 1:00:11.229
15	07:28:20.238 J. GIERMAZIAK	07:29:57.244 A. AL FAISAL 1:37.006 1:01:48.235
16	08:50:34.259 A. AL FAISAL	08:52:19.010 M. AVENATT 1:44.751 1:03:32.986
17	09:56:53.204 M. AVENATT	09:58:32.341 M. AVENATT 1:39.137 1:05:12.123
18	11:02:32.205 M. AVENATT	11:04:12.800 J. GIERMAZIAK 1:40.595 1:06:52.718
19	12:01:01.835 J. GIERMAZIAK	12:02:09.897 J. GIERMAZIAK 1:08.062 1:08:00.780
20	13:03:08.832 J. GIERMAZIAK	13:04:41.770 A. AL FAISAL 1:32.938 1:09:33.718
21	14:05:20.026 A. AL FAISAL	14:06:35.949 A. AL FAISAL 1:15.923 1:10:49.641

67	Team AAI	LMGTE Am
Porsche 911 GT3 RSR (997)		
1	15:09:00.684 X. MAASSEN	15:14:37.497 X. MAASSEN 5:36.813 5:36.813
2	15:59:50.158 X. MAASSEN	16:01:12.277 X. MAASSEN 1:22.119 6:58.932
3	17:12:32.291 X. MAASSEN	17:14:20.067 J. CHEN 1:47.776 8:46.708
4	18:47:54.209 J. CHEN	18:49:39.474 A. KAPADIA 1:45.265 10:31.973
5	19:47:41.301 A. KAPADIA	19:48:46.262 A. KAPADIA 1:04.961 11:36.934
6	20:46:58.794 A. KAPADIA	20:48:31.175 A. KAPADIA 1:32.381 13:09.315
7	21:21:57.138 A. KAPADIA	21:23:26.591 J. CHEN 1:29.453 14:38.768
8	22:26:45.254 J. CHEN	22:28:32.829 X. MAASSEN 1:47.575 16:26.343

68	Team AAI	LMGTE Am
Porsche 911 RSR		
1	15:17:18.799 M. PARISY	15:18:20.391 M. PARISY 1:01.592 1:01.592
2	16:25:38.380 M. PARISY	16:26:39.428 M. PARISY 1:01.048 2:02.640
3	17:24:34.446 M. PARISY	17:26:08.139 G. VANNELET 1:33.693 3:36.333
4	18:59:57.538 G. VANNELET	19:01:02.950 G. VANNELET 1:05.412 4:41.745
5	19:58:43.419 G. VANNELET	20:00:18.793 H. CHEN 1:35.374 6:17.119
6	21:09:25.535 H. CHEN	21:10:30.446 H. CHEN 1:04.911 7:22.030
7	21:19:38.730 H. CHEN	21:21:02.953 M. PARISY 1:24.223 8:46.253
8	22:17:54.846 M. PARISY	22:19:08.785 M. PARISY 1:13.939 10:00.192
9	23:36:40.518 M. PARISY	23:37:46.169 M. PARISY 1:05.651 11:05.843
10	00:35:27.754 M. PARISY	00:37:00.001 G. VANNELET 1:32.247 12:38.090
11	01:41:04.060 G. VANNELET	01:42:37.827 G. VANNELET 1:33.767 14:11.857
12	02:45:51.160 G. VANNELET	02:47:00.338 G. VANNELET 1:09.178 15:21.035
13	03:45:01.215 G. VANNELET	03:46:48.945 M. PARISY 1:47.730 17:08.765
14	04:44:40.556 M. PARISY	04:45:57.699 M. PARISY 1:17.143 18:25.908
15	05:43:56.536 M. PARISY	05:45:03.168 M. PARISY 1:06.632 19:32.540
16	06:18:20.138 M. PARISY	06:19:53.960 H. CHEN 1:33.822 21:06.362
17	06:59:34.663 H. CHEN	07:01:05.624 H. CHEN 1:30.961 22:37.323
18	08:32:01.003 H. CHEN	08:33:24.211 H. CHEN 1:23.208 24:00.531
19	09:27:18.175 H. CHEN	09:29:14.515 G. VANNELET 1:56.340 25:56.871
20	10:26:35.812 G. VANNELET	10:27:55.225 G. VANNELET 1:19.413 27:16.284
21	11:21:57.121 G. VANNELET	11:23:22.053 G. VANNELET 1:24.932 28:41.216
22	11:27:22.330 G. VANNELET	11:30:23.594 G. VANNELET 3:01.264 31:42.480
23	12:27:21.939 G. VANNELET	12:28:54.321 M. PARISY 1:32.382 33:14.862
24	13:26:24.853 M. PARISY	13:27:30.973 M. PARISY 1:06.120 34:20.982
25	14:24:42.931 M. PARISY	14:25:53.873 M. PARISY 1:10.942 35:31.924

71	AF Corse	LMGTE Pro
Ferrari 458 Italia		
1	15:52:39.678 J. CALADO	15:53:38.020 J. CALADO 58.342 58.342
2	17:03:51.219 J. CALADO	17:05:07.862 D. RIGON 1:16.643 2:14.985
3	18:02:19.187 D. RIGON	18:05:43.948 D. RIGON 3:24.761 5:39.746
4	19:10:13.186 D. RIGON	19:11:29.608 O. BERETTA 1:16.422 6:56.168
5	20:07:30.975 O. BERETTA	20:10:09.467 O. BERETTA 2:38.492 9:34.660



FIA WEC 83^e Edition des 24 Heures du Mans Race

Pit Stop Analysis



Nr.	In Time	In Driver	Out Time	Out Driver	Pit Time	T. Pit Time	Nr.	In Time	In Driver	Out Time	Out Driver	Pit Time	T. Pit Time
6	21:06:30.139	O. BERETTA	21:22:58.741	J. CALADO	16:28.602	26:03.262	6	21:45:27.404	M. SEEFRIED	21:47:02.105	P. LONG	1:34.701	8:07.850
7	22:18:20.634	J. CALADO	22:19:19.761	J. CALADO	59.127	27:02.389	7	22:59:11.839	P. LONG	23:03:23.509	P. LONG	4:11.670	12:19.520
8	23:32:17.011	J. CALADO	23:33:15.359	J. CALADO	58.348	28:00.737	8	00:07:18.898	P. LONG	00:08:27.518	P. LONG	1:08.620	13:28.140
9	00:28:47.759	J. CALADO	00:30:09.864	D. RIGON	1:22.105	29:22.842	9	01:06:18.823	P. LONG	01:07:49.313	M. SEEFRIED	1:30.490	14:58.630
10	01:27:12.642	D. RIGON	01:28:12.877	D. RIGON	1:00.235	30:23.077	10	02:04:59.215	M. SEEFRIED	02:06:05.503	M. SEEFRIED	1:06.288	16:04.918
11	02:24:14.888	D. RIGON	02:25:15.360	D. RIGON	1:00.472	31:23.549	11	03:04:14.203	M. SEEFRIED	03:05:22.967	M. SEEFRIED	1:08.764	17:13.682
12	03:21:38.874	D. RIGON	03:22:59.416	O. BERETTA	1:20.542	32:44.091	12	03:54:22.625	M. SEEFRIED	03:55:54.496	P. LONG	1:31.871	18:45.553
13	03:55:12.637	O. BERETTA	03:56:23.948	O. BERETTA	1:11.311	33:55.402	13	04:52:45.115	P. LONG	04:53:52.233	P. LONG	1:07.118	19:52.671
14	04:52:14.978	O. BERETTA	04:53:22.263	O. BERETTA	1:07.285	35:02.687	14	05:51:08.727	P. LONG	05:52:15.504	P. LONG	1:06.777	20:59.448
15	05:50:03.279	O. BERETTA	05:51:22.936	J. CALADO	1:19.657	36:22.344	15	06:49:28.247	P. LONG	06:51:02.079	P. DEMPSEY	1:33.832	22:33.280
16	06:47:03.621	J. CALADO	06:48:02.554	J. CALADO	58.933	37:21.277	16	08:11:08.380	P. DEMPSEY	08:12:21.859	P. DEMPSEY	1:13.479	23:46.759
17	07:44:48.474	J. CALADO	07:49:31.163	D. RIGON	4:42.689	42:03.966	17	08:55:48.845	P. DEMPSEY	08:57:13.840	M. SEEFRIED	1:24.995	25:11.754
18	08:59:46.510	D. RIGON	09:00:45.893	D. RIGON	59.383	43:03.349	18	09:55:12.063	M. SEEFRIED	09:56:21.318	M. SEEFRIED	1:09.255	26:21.009
19	09:57:21.958	D. RIGON	09:58:42.348	O. BERETTA	1:20.390	44:23.739	19	10:52:46.725	M. SEEFRIED	10:54:29.928	P. LONG	1:43.203	28:04.212
20	10:54:43.246	O. BERETTA	10:55:42.949	O. BERETTA	59.703	45:23.442	20	11:50:32.811	P. LONG	11:51:41.701	P. LONG	1:08.890	29:13.102
21	11:32:32.047	O. BERETTA	11:34:41.690	J. CALADO	2:09.643	47:33.085	21	12:47:47.080	P. LONG	12:49:18.395	P. LONG	1:31.315	30:44.417
22	12:14:56.479	J. CALADO	12:17:35.875	J. CALADO	2:39.396	50:12.481	22	13:45:37.945	P. LONG	13:47:07.872	M. SEEFRIED	1:29.927	32:14.344
23	12:25:46.060	J. CALADO	12:30:30.441	J. CALADO	4:44.381	54:56.862	23	14:24:22.307	M. SEEFRIED	14:26:22.002	M. SEEFRIED	1:59.695	34:14.039
24	13:27:03.577	J. CALADO	13:28:28.349	D. RIGON	1:24.772	56:21.634							
25	14:16:58.187	D. RIGON	14:17:56.846	D. RIGON	58.659	57:20.293							

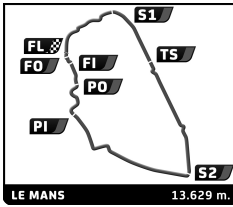
72 SMP Racing		LMGTE Am				
Nr.	In Time	In Driver	Out Time	Out Driver	Pit Time	T. Pit Time
1	15:52:43.516	A. BERTOLIN	15:53:43.976	A. BERTOLIN	1:00.460	1:00.460
2	17:08:13.717	A. BERTOLIN	17:09:46.277	V. SHAYTAR	1:32.560	2:33.020
3	18:34:56.823	V. SHAYTAR	18:37:00.660	V. SHAYTAR	2:03.837	4:36.857
4	19:39:29.323	V. SHAYTAR	19:40:58.561	A. BASOV	1:29.238	6:06.095
5	20:43:03.705	A. BASOV	20:44:05.118	A. BASOV	1:01.413	7:07.508
6	21:46:10.692	A. BASOV	21:47:36.719	A. BERTOLIN	1:26.027	8:33.535
7	22:43:48.338	A. BERTOLIN	22:46:51.134	A. BERTOLIN	3:02.796	11:36.331
8	23:26:21.499	A. BERTOLIN	23:27:24.072	A. BERTOLIN	1:02.573	12:38.904
9	00:23:44.572	A. BERTOLIN	00:24:46.415	A. BERTOLIN	1:01.843	13:40.747
10	01:22:53.605	A. BERTOLIN	01:25:21.098	V. SHAYTAR	2:27.493	16:08.240
11	02:22:06.376	V. SHAYTAR	02:23:06.344	V. SHAYTAR	59.968	17:08.208
12	03:19:54.290	V. SHAYTAR	03:20:52.981	V. SHAYTAR	58.691	18:06.899
13	04:17:00.108	V. SHAYTAR	04:18:37.455	A. BASOV	1:37.347	19:44.246
14	05:21:28.630	A. BASOV	05:22:27.757	A. BASOV	59.127	20:43.373
15	06:19:36.707	A. BASOV	06:21:08.624	A. BERTOLIN	1:31.917	22:15.290
16	07:18:18.397	A. BERTOLIN	07:19:18.276	A. BERTOLIN	59.879	23:15.169
17	08:37:13.886	A. BERTOLIN	08:38:46.219	V. SHAYTAR	1:32.333	24:47.502
18	09:36:37.069	V. SHAYTAR	09:37:37.798	V. SHAYTAR	1:00.729	25:48.231
19	10:30:19.449	V. SHAYTAR	10:35:06.080	V. SHAYTAR	4:46.631	30:34.862
20	11:31:28.900	V. SHAYTAR	11:33:00.393	A. BERTOLIN	1:31.493	32:06.355
21	12:28:20.367	A. BERTOLIN	12:29:27.577	A. BERTOLIN	1:07.210	33:13.565
22	13:25:13.472	A. BERTOLIN	13:26:59.605	A. BERTOLIN	1:46.133	34:59.698
23	14:15:05.494	A. BERTOLIN	14:16:09.897	V. SHAYTAR	1:04.403	36:04.101

77 Dempsey - Proton Racing		LMGTE Am				
Nr.	In Time	In Driver	Out Time	Out Driver	Pit Time	T. Pit Time
1	15:52:51.423	P. LONG	15:53:59.982	P. LONG	1:08.559	1:08.559
2	17:08:18.089	P. LONG	17:09:49.155	P. DEMPSEY	1:31.066	2:39.625
3	18:45:00.383	P. DEMPSEY	18:46:16.855	P. DEMPSEY	1:16.472	3:56.097
4	19:48:54.447	P. DEMPSEY	19:50:25.104	M. SEEFRIED	1:30.657	5:26.754
5	20:47:20.176	M. SEEFRIED	20:48:26.571	M. SEEFRIED	1:06.395	6:33.149

83 AF Corse		LMGTE Am				
Nr.	In Time	In Driver	Out Time	Out Driver	Pit Time	T. Pit Time
1	15:57:04.773	E. COLLARD	15:58:05.209	E. COLLARD	1:00.436	1:00.436
2	17:12:43.574	E. COLLARD	17:14:01.625	F. PERRODO	1:18.051	2:18.487
3	18:47:29.927	F. PERRODO	18:48:29.579	F. PERRODO	59.652	3:18.139
4	19:37:36.497	F. PERRODO	19:38:56.316	R. AGUAS	1:19.819	4:37.958
5	20:35:45.235	R. AGUAS	20:36:59.642	R. AGUAS	1:14.407	5:52.365
6	21:33:20.824	R. AGUAS	21:34:48.569	E. COLLARD	1:27.745	7:20.110
7	22:35:10.469	E. COLLARD	22:36:17.509	E. COLLARD	1:07.040	8:27.150
8	23:58:47.387	E. COLLARD	00:00:11.858	F. PERRODO	1:24.471	9:51.621
9	01:03:00.625	F. PERRODO	01:04:38.880	R. AGUAS	1:38.255	11:29.876
10	01:10:57.093	R. AGUAS	01:28:00.825	R. AGUAS	17:03.732	28:33.608
11	02:24:47.799	R. AGUAS	02:25:49.241	R. AGUAS	1:01.442	29:35.050
12	03:22:56.068	R. AGUAS	03:23:56.247	R. AGUAS	1:00.179	30:35.229
13	04:20:02.690	R. AGUAS	04:21:27.125	E. COLLARD	1:24.435	31:59.664
14	05:17:59.036	E. COLLARD	05:18:58.411	E. COLLARD	59.375	32:59.039
15	06:14:55.178	E. COLLARD	06:16:13.614	F. PERRODO	1:18.436	34:17.475
16	07:13:53.994	F. PERRODO	07:14:52.491	F. PERRODO	58.497	35:15.972
17	08:13:07.901	F. PERRODO	08:14:23.061	R. AGUAS	1:15.160	36:31.132
18	09:11:33.803	R. AGUAS	09:12:53.408	R. AGUAS	1:19.605	37:50.737
19	10:09:39.828	R. AGUAS	10:11:02.704	E. COLLARD	1:22.876	39:13.613
20	11:10:57.238	E. COLLARD	11:11:57.383	E. COLLARD	1:00.145	40:13.758
21	12:12:19.655	E. COLLARD	12:13:39.787	R. AGUAS	1:20.132	41:33.890
22	13:09:28.202	R. AGUAS	13:10:49.971	F. PERRODO	1:21.769	42:55.659
23	14:11:40.927	F. PERRODO	14:12:41.594	F. PERRODO	1:00.667	43:56.326

88 Abu Dhabi-Proton Racing		LMGTE Am				
Nr.	In Time	In Driver	Out Time	Out Driver	Pit Time	T. Pit Time
1	15:52:51.873	K. BACHLER	15:54:01.099	K. BACHLER	1:09.226	1:09.226
2	17:08:20.665	K. BACHLER	17:09:53.687	C. RIED	1:33.022	2:42.248

91 Porsche Team Manthey		LMGTE Pro				
Nr.	In Time	In Driver	Out Time	Out Driver	Pit Time	T. Pit Time
1	15:52:38.612	R. LIETZ	15:53:39.519	R. LIETZ	1:00.907	1:00.907
2	17:00:06.121	R. LIETZ	17:01:21.163	M. CHRISTENSEN	1:15.042	2:15.949



FIA WEC

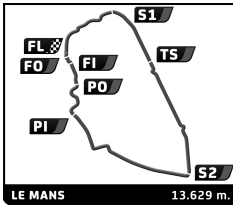
83^e Edition des 24 Heures du Mans

Race

Pit Stop Analysis



Nr.	In Time	In Driver	Out Time	Out Driver	Pit Time	T. Pit Time	Nr.	In Time	In Driver	Out Time	Out Driver	Pit Time	T. Pit Time		
3	17:57:25.367	M. CHRISTENSEN	17:59:52.134	M. CHRISTENSEN	2:26.767	4:42.716	96 Aston Martin Racing Aston Martin Vantage V8 LMGTE Am	1	15:37:05.612	S. HALL	15:38:05.034	S. HALL	59.422	59.422	
4	19:22:48.257	M. CHRISTENSEN	19:23:45.936	M. CHRISTENSEN	57.679	5:40.395		2	16:02:55.236	S. HALL	16:06:03.870	R. GOETHE	3:08.634	4:08.056	
5	20:20:31.576	M. CHRISTENSEN	20:21:50.980	J. BERGMEISTER	1:19.404	6:59.799		3	17:09:50.537	R. GOETHE	19:53:29.811	F. CASTELLACCI	2:43:39.274	2:47:47.330	
6	21:17:31.460	J. BERGMEISTER	21:18:31.574	J. BERGMEISTER	1:00.114	7:59.913		4	19:57:42.318	F. CASTELLACCI	19:59:54.139	F. CASTELLACCI	2:11.821	2:49:59.151	
7	21:54:27.757	J. BERGMEISTER	21:55:55.202	J. BERGMEISTER	1:27.445	9:27.358		5	20:53:45.249	F. CASTELLACCI	20:54:49.572	F. CASTELLACCI	1:04.323	2:51:03.474	
8	22:51:37.160	J. BERGMEISTER	22:55:20.115	R. LIETZ	3:42.955	13:10.313		6	21:47:15.996	F. CASTELLACCI	21:48:54.151	R. GOETHE	1:38.155	2:52:41.629	
9	23:57:58.852	R. LIETZ	23:58:57.555	R. LIETZ	58.703	14:09.016		7	23:05:13.801	R. GOETHE	23:06:41.694	S. HALL	1:27.893	2:54:09.522	
10	00:54:41.542	R. LIETZ	00:56:03.190	M. CHRISTENSEN	1:21.648	15:30.664		8	00:01:08.266	S. HALL	00:02:12.701	S. HALL	1:04.435	2:55:13.957	
11	01:53:17.349	M. CHRISTENSEN	01:54:16.711	M. CHRISTENSEN	59.362	16:30.026		9	00:54:45.481	S. HALL	00:55:48.616	S. HALL	1:03.135	2:56:17.092	
12	02:32:05.513	M. CHRISTENSEN	02:36:52.660	J. BERGMEISTER	4:47.147	21:17.173		10	01:49:43.390	S. HALL	01:51:13.978	F. CASTELLACCI	1:30.588	2:57:47.680	
13	03:32:47.367	J. BERGMEISTER	03:33:46.931	J. BERGMEISTER	59.564	22:16.737		11	02:49:18.886	F. CASTELLACCI	02:50:25.635	F. CASTELLACCI	1:06.749	2:58:54.429	
14	04:29:54.794	J. BERGMEISTER	04:31:28.132	R. LIETZ	1:33.338	23:50.075		12	03:43:00.037	F. CASTELLACCI	03:44:07.483	F. CASTELLACCI	1:07.446	3:00:01.875	
15	05:27:45.723	R. LIETZ	05:28:45.263	R. LIETZ	59.540	24:49.615		13	04:37:05.633	F. CASTELLACCI	04:38:58.238	S. HALL	1:52.605	3:01:54.480	
16	06:24:28.114	R. LIETZ	06:25:46.876	M. CHRISTENSEN	1:18.762	26:08.377		14	04:54:50.411	S. HALL	05:07:58.744	S. HALL	13:08.333	3:15:02.813	
17	07:22:56.661	M. CHRISTENSEN	07:23:56.266	M. CHRISTENSEN	59.605	27:07.982		15	06:00:48.922	S. HALL	06:01:52.326	S. HALL	1:03.404	3:16:06.217	
18	08:42:46.188	M. CHRISTENSEN	08:44:04.108	J. BERGMEISTER	1:17.920	28:25.902		16	06:54:40.039	S. HALL	06:56:15.283	R. GOETHE	1:35.244	3:17:41.461	
19	09:40:49.634	J. BERGMEISTER	09:41:48.395	J. BERGMEISTER	58.761	29:24.663									
20	10:37:44.352	J. BERGMEISTER	10:39:02.368	R. LIETZ	1:18.016	30:42.679									
21	11:02:59.578	R. LIETZ	11:33:15.726	R. LIETZ	30:16.148	1:00:58.827									
22	11:42:07.549	R. LIETZ	11:49:14.730	R. LIETZ	7:07.181	1:08:06.008									
23	12:17:25.517	R. LIETZ	12:18:38.599	R. LIETZ	1:13.082	1:09:19.090									
24	13:14:15.689	R. LIETZ	13:15:17.163	R. LIETZ	1:01.474	1:10:20.564									
25	14:11:02.215	R. LIETZ	14:12:20.628	M. CHRISTENSEN	1:18.413	1:11:38.977									
92	Porsche Team Manthey Porsche 911 RSR LMGTE Pro														
1	15:48:41.777	P. PILET	15:49:58.734	P. PILET	1:16.957	1:16.957									
95	Aston Martin Racing Aston Martin Vantage V8 LMGTE Pro														
1	15:52:11.343	N. THIIIM	15:53:14.183	N. THIIIM	1:02.840	1:02.840	98 Aston Martin Racing Aston Martin Vantage V8 LMGTE Am	1	15:40:45.797	P. LAMY	15:41:44.873	P. LAMY	59.076	59.076	
2	17:07:28.217	N. THIIIM	17:08:31.575	N. THIIIM	1:03.358	2:06.198		2	16:51:58.844	P. LAMY	16:53:22.761	P. DALLA LANA	1:23.917	2:22.993	
3	17:52:39.742	N. THIIIM	18:25:19.565	M. SØRENSEN	32:39.823	34:46.021		3	17:45:50.557	P. DALLA LANA	17:46:58.318	P. DALLA LANA	1:07.761	3:30.754	
4	19:32:25.044	M. SØRENSEN	19:33:29.427	M. SØRENSEN	1:04.383	35:50.404		4	19:11:35.700	P. DALLA LANA	19:12:58.597	M. LAUDA	1:22.897	4:53.651	
5	20:29:47.513	M. SØRENSEN	20:30:51.303	M. SØRENSEN	1:03.790	36:54.194		5	20:05:13.413	M. LAUDA	20:06:17.485	M. LAUDA	1:04.072	5:57.723	
6	21:26:29.037	M. SØRENSEN	21:27:54.578	C. NYGAARD	1:25.541	38:19.735		6	20:59:12.625	M. LAUDA	21:00:35.272	P. LAMY	1:22.647	7:20.370	
7	22:23:33.259	C. NYGAARD	22:24:36.625	C. NYGAARD	1:03.366	39:23.101		7	21:52:40.194	P. LAMY	21:53:41.275	P. LAMY	1:01.081	8:21.451	
8	23:42:08.777	C. NYGAARD	23:43:12.702	C. NYGAARD	1:03.925	40:27.026		8	23:05:57.126	P. LAMY	23:07:03.560	P. LAMY	1:06.434	9:27.885	
9	00:39:07.830	C. NYGAARD	00:40:34.504	N. THIIIM	1:26.674	41:53.700		9	00:05:36.538	P. LAMY	00:07:04.243	P. DALLA LANA	1:27.705	10:55.590	
10	01:37:44.927	N. THIIIM	01:38:55.839	N. THIIIM	1:10.912	43:04.612		10	01:04:53.729	P. DALLA LANA	01:05:57.626	P. DALLA LANA	1:03.897	11:59.487	
11	02:27:08.875	N. THIIIM	02:28:10.550	N. THIIIM	1:01.675	44:06.287		11	01:59:16.410	P. DALLA LANA	02:00:42.598	M. LAUDA	1:26.188	13:25.675	
12	03:23:39.840	N. THIIIM	03:25:06.969	M. SØRENSEN	1:27.129	45:33.416		12	02:55:07.282	M. LAUDA	02:56:10.312	M. LAUDA	1:03.030	14:28.705	
13	04:20:27.156	M. SØRENSEN	04:21:37.044	M. SØRENSEN	1:09.888	46:43.304		13	03:48:42.702	M. LAUDA	03:49:45.719	M. LAUDA	1:03.017	15:31.722	
14	05:01:33.571	M. SØRENSEN	05:03:59.264	C. NYGAARD	2:25.693	49:08.997		14	04:42:31.296	M. LAUDA	04:44:41.572	P. LAMY	2:10.276	17:41.998	
15	05:59:28.670	C. NYGAARD	06:00:33.075	C. NYGAARD	1:04.405	50:13.402		15	05:37:33.601	P. LAMY	05:38:35.886	P. LAMY	1:02.285	18:44.283	
16	06:56:53.605	C. NYGAARD	06:58:21.786	N. THIIIM	1:28.181	51:41.583		16	06:30:31.811	P. LAMY	06:31:33.970	P. LAMY	1:02.159	19:46.442	
17	08:15:03.505	N. THIIIM	08:16:16.730	N. THIIIM	1:13.225	52:54.808		17	07:23:43.409	P. LAMY	07:25:14.194	P. DALLA LANA	1:30.785	21:17.227	
18	09:12:15.944	N. THIIIM	09:13:20.325	N. THIIIM	1:04.381	53:59.189		18	08:39:16.964	P. DALLA LANA	08:40:20.618	P. DALLA LANA	1:03.654	22:20.881	
19	10:09:08.212	N. THIIIM	10:10:37.173	M. SØRENSEN	1:28.961	55:28.150		19	09:38:48.417	P. DALLA LANA	09:40:12.420	M. LAUDA	1:24.003	23:44.884	
20	10:30:56.366	M. SØRENSEN	10:50:51.572	M. SØRENSEN	19:55.206	1:15:23.356		20	10:32:39.300	M. LAUDA	10:34:02.395	M. LAUDA	1:23.095	25:07.979	
21	11:47:13.225	M. SØRENSEN	11:48:16.898	M. SØRENSEN	1:03.673	1:16:27.029		21	11:27:32.963	M. LAUDA	11:28:59.559	P. LAMY	1:26.596	26:34.575	
22	12:43:39.490	M. SØRENSEN	12:45:09.942	C. NYGAARD	1:30.452	1:17:57.481		22	12:20:58.950	P. LAMY	12:22:02.284	P. LAMY	1:03.334	27:37.909	
23	13:40:57.515	C. NYGAARD	13:42:05.541	C. NYGAARD	1:08.026	1:19:05.507									
24	14:13:49.460	C. NYGAARD	14:14:42.128	C. NYGAARD	52.668	1:19:58.175									



FIA WEC 83^e Edition des 24 Heures du Mans Race

Pit Stop Analysis



Nr.	In Time	In Driver	Out Time	Out Driver	Pit Time	T. Pit Time	Nr.	In Time	In Driver	Out Time	Out Driver	Pit Time	T. Pit Time
23	13:14:24.165	P. LAMY	13:15:33.568	P. LAMY	1:09.403	28:47.312							
24	14:07:52.123	P. LAMY	14:09:04.758	P. DALLA LANA	1:12.635	29:59.947							

99		Aston Martin Racing V8		LMGTE Pro		
		Aston Martin Vantage V8				
1	15:52:18.759	R. STANAWAY	15:53:22.584	R. STANAWAY	1:03.825	1:03.825
2	16:59:41.431	R. STANAWAY	17:00:42.357	R. STANAWAY	1:00.926	2:04.751
3	17:52:49.678	R. STANAWAY	17:54:14.190	F. REES	1:24.512	3:29.263
4	19:21:59.325	F. REES	19:23:02.572	F. REES	1:03.247	4:32.510
5	20:18:56.827	F. REES	20:20:00.776	F. REES	1:03.949	5:36.459
6	21:16:04.101	F. REES	21:17:26.514	A. MACDOWALL	1:22.413	6:58.872
7	22:13:29.672	A. MACDOWALL	22:14:32.570	A. MACDOWALL	1:02.898	8:01.770
8	23:06:02.771	A. MACDOWALL	23:07:23.531	R. STANAWAY	1:20.760	9:22.530
9	00:04:58.354	R. STANAWAY	00:06:01.936	R. STANAWAY	1:03.582	10:26.112
10	01:02:30.730	R. STANAWAY	01:03:55.915	F. REES	1:25.185	11:51.297
11	02:00:25.795	F. REES	02:01:31.308	F. REES	1:05.513	12:56.810
12	02:58:33.851	F. REES	02:59:58.910	R. STANAWAY	1:25.059	14:21.869
13	03:55:20.997	R. STANAWAY	03:56:24.935	R. STANAWAY	1:03.938	15:25.807
14	04:47:52.777	R. STANAWAY	04:50:10.837	F. REES	2:18.060	17:43.867
15	04:58:51.867	F. REES	05:52:58.098	F. REES	54:06.231	1:11:50.098
16	06:41:53.626	F. REES	07:00:34.085	F. REES	18:40.459	1:30:30.557
17	08:11:12.110	F. REES	08:12:31.463	A. MACDOWALL	1:19.353	1:31:49.910
18	09:09:27.780	A. MACDOWALL	09:10:31.482	A. MACDOWALL	1:03.702	1:32:53.612
19	10:06:54.872	A. MACDOWALL	10:07:55.570	A. MACDOWALL	1:00.698	1:33:54.310
20	11:03:59.014	A. MACDOWALL	11:05:24.351	R. STANAWAY	1:25.337	1:35:19.647
21	11:09:24.069	R. STANAWAY	11:11:24.869	R. STANAWAY	2:00.800	1:37:20.447
22	12:03:24.874	R. STANAWAY	12:04:27.360	R. STANAWAY	1:02.486	1:38:22.933
23	12:55:41.451	R. STANAWAY	12:56:57.312	R. STANAWAY	1:15.861	1:39:38.794
24	13:32:27.896	R. STANAWAY	13:33:51.417	A. MACDOWALL	1:23.521	1:41:02.315
25	14:30:18.576	A. MACDOWALL	14:31:24.334	A. MACDOWALL	1:05.758	1:42:08.073