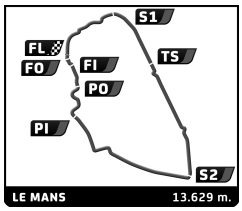

FIA WEC

Official Test 24 Hours of Le Mans

Official Test

Sector Analysis

Personal Best | Session Best | B Crossing the finish line in pit lane

1 — Porsche Team — Porsche 919 Hybrid — LMP1 - H

1.Timo BERNHARD, 2.Mark WEBBER, 3.Brendon HARTLEY

Lap	D	Time	Sector 1	Sector 2	Sector 3	T. Spd	Elapsed
1	1	9:39.436 B	6:15.001	1:28.101	1:56.334	266.5	9:39.436
2	1	14:35.752	...	1:25.448	1:40.572	255.7	24:15.188
3	1	3:30.272	33.211	1:20.882	1:36.179	295.6	27:45.460
4	1	3:29.838	33.137	1:20.194	1:36.507	288.5	31:15.298
5	1	3:28.225	33.202	1:19.345	1:35.678	297.2	34:43.523
6	1	3:26.659	33.314	1:19.173	1:34.172	297.2	38:10.182
7	1	3:54.683	58.994	1:19.529	1:36.160	321.0	42:04.865
8	1	3:37.755 B	33.760	1:20.152	1:43.843	306.5	45:42.620
9	1	16:42.690	...	1:20.091	1:37.744	321.0	1:02:25.310
10	1	3:30.498	35.392	1:19.843	1:35.263	292.4	1:05:55.808
11	1	3:26.831	32.436	1:18.817	1:35.578	306.5	1:09:22.639
12	1	3:29.127	32.870	1:19.955	1:36.302	303.9	1:12:51.766
13	1	3:49.593	33.401	1:36.208	1:39.984	295.6	1:16:41.359
14	1	3:39.371	32.727	1:27.576	1:39.068	304.7	1:20:20.730
15	1	3:36.491 B	32.715	1:20.087	1:43.689	300.5	1:23:57.221
16	2	13:54.225	...	1:23.307	1:37.111	234.7	1:37:51.446
17	2	3:27.815	32.524	1:19.901	1:35.390	298.0	1:41:19.261
18	2	3:25.667	32.688	1:19.969	1:33.010	294.0	1:44:44.928
19	2	3:24.377	32.101	1:18.194	1:34.082	298.0	1:48:09.305
20	2	3:22.555	31.978	1:18.235	1:32.342	302.2	1:51:31.860
21	2	3:50.466 B	36.447	1:20.693	1:53.326	314.5	1:55:22.326
22	2	15:33.355	...	1:22.619	1:34.891	305.6	2:10:55.681
23	2	3:25.445	32.714	1:19.126	1:33.605	298.0	2:14:21.126
24	2	3:26.495	32.372	1:18.610	1:35.513	295.6	2:17:47.621
25	2	3:29.380	33.172	1:20.900	1:35.308	319.1	2:21:17.001
26	2	3:26.953	32.460	1:17.841	1:36.652	301.3	2:24:43.954
27	2	3:53.170 B	35.656	1:28.596	1:48.918	298.8	2:28:37.124
28	2	22:51.842	...	1:19.795	1:35.658	316.3	2:51:28.966
29	2	3:27.049	32.539	1:18.548	1:35.962	305.6	2:54:56.015
30	2	3:28.965	33.136	1:18.807	1:37.022	305.6	2:58:24.980
31	2	3:27.010	32.541	1:19.490	1:34.979	300.5	3:01:51.990
32	2	3:36.741 B	32.438	1:17.714	1:46.589	301.3	3:05:28.731
33	3	21:17.637	...	1:20.434	1:36.181	322.0	3:26:46.368
34	3	3:26.407	32.955	1:20.010	1:33.442	294.8	3:30:12.775
35	3	3:26.797	32.818	1:18.308	1:35.671	299.7	3:33:39.572
36	3	3:23.738	32.550	1:18.293	1:32.895	311.8	3:37:03.310
37	3	3:25.569	32.546	1:18.566	1:34.457	307.3	3:40:28.879
38	3	3:29.196	33.866	1:19.013	1:36.317	312.7	3:43:58.075
39	3	3:25.853	32.555	1:18.304	1:34.994	310.0	3:47:23.928
40	3	3:24.702	32.557	1:18.222	1:33.923	305.6	3:50:48.630
41	3	3:25.101	32.484	1:18.079	1:34.538	304.7	3:54:13.731
42	3	3:26.171	33.047	1:19.690	1:33.434	313.6	3:57:39.902
43	3	3:23.677	32.320	1:18.482	1:32.875	313.6	4:01:03.579
44	3	3:42.712 B	33.077	1:18.759	1:50.876	312.7	4:04:46.291
45	2	1:10:56.367	...	1:20.635	1:38.702	303.0	5:15:42.658
46	2	3:24.928	32.496	1:18.623	1:33.809	296.4	5:19:07.586
47	2	3:27.413	32.268	1:18.171	1:36.974	297.2	5:22:34.999
48	2	3:26.150	33.271	1:19.926	1:32.953	302.2	5:26:01.149
49	2	3:22.270	32.112	1:17.920	1:32.238	302.2	5:29:23.419
50	2	3:24.295	32.767	1:18.019	1:33.509	298.8	5:32:47.714
51	2	3:31.525 B	33.033	1:18.217	1:40.275	310.9	5:36:19.239
52	2	7:15.971 B	1:37.493	2:10.202	3:28.276	259.4	5:43:35.210
53	2	13:44.963	...	1:19.860	1:35.744	323.9	5:57:20.173
54	2	3:24.544	32.143	1:20.556	1:31.845	235.7	6:00:44.717
55	2	3:42.706	32.133	1:37.257	1:33.316	77.8	6:04:27.423
56	2	3:44.117	32.030	1:39.648	1:32.439	77.9	6:08:11.540
57	2	3:25.504	32.354	1:17.974	1:35.176	299.7	6:11:37.044
58	2	3:34.266 B	34.152	1:20.260	1:39.854	290.8	6:15:11.310
59	1	4:47.636	1:51.980	1:19.587	1:36.069	316.3	6:19:58.946
60	1	3:25.704	32.502	1:18.731	1:34.471	300.5	6:23:24.650
61	1	3:26.181	32.891	1:19.325	1:33.965	301.3	6:26:50.831
62	1	3:53.042	32.491	1:39.864	1:40.687	302.2	6:30:43.873
63	1	3:26.647	33.164	1:19.595	1:33.888	295.6	6:34:10.520
64	1	3:26.035	33.483	1:18.833	1:33.719	299.7	6:37:36.555
65	1	3:27.411	34.368	1:19.825	1:33.218	298.0	6:41:03.966
66	1	3:24.067	32.851	1:18.515	1:32.701	304.7	6:44:28.033
67	1	3:22.890	32.598	1:17.922	1:32.370	303.9	6:47:50.923
68	1	3:29.097	32.623	1:18.403	1:38.071	305.6	6:51:20.020
69	1	3:26.690	34.172	1:19.224	1:33.294	298.8	6:54:46.710
70	1	3:25.205	32.822	1:18.412	1:33.971	298.0	6:58:11.915
71	1	3:33.681 B	33.505	1:18.344	1:41.832	302.2	7:01:45.596
72	3	6:19.493	3:24.289	1:20.132	1:35.072	322.0	7:08:05.089
73	3	3:28.021	33.093	1:20.555	1:34.373	294.0	7:11:33.110
74	3	3:27.289	32.718	1:18.236	1:36.335	303.0	7:15:00.399
75	3	3:29.230	33.192	1:21.783	1:34.255	296.4	7:18:29.629
76	3	3:26.113	32.601	1:18.240	1:35.272	302.2	7:21:55.742
77	3	3:27.148	34.087	1:19.498	1:33.563	303.9	7:25:22.890
78	3	3:25.983	33.169	1:18.687	1:34.127	303.9	7:28:48.873
79	3	3:24.474	32.692	1:18.132	1:33.650	301.3	7:32:13.347
80	3	3:26.918	34.026	1:18.440	1:34.452	314.5	7:35:40.265
81	3	3:25.814	32.380	1:17.960	1:35.474	303.0	7:39:06.079
82	3	3:26.991	32.944	1:18.608	1:35.439	298.8	7:42:33.070
83	3	3:25.593	32.385	1:17.698	1:35.510	307.3	7:45:58.663
84	3	3:25.048	32.807	1:17.884	1:34.357	306.5	7:49:23.711
85	3	3:32.585 B	32.735	1:17.549	1:42.301	311.8	7:52:56.296
86	1	7:33.431	4:38.361	1:19.862	1:35.208	319.1	8:00:29.727
87	1	3:25.375	32.807	1:19.295	1:33.273	311.8	8:03:55.102
88	1	3:34.355	33.532	1:18.765	1:42.058	305.6	8:07:29.457
89	1	5:45.578 B	40.515	1:37.374	3:27.689	253.3	8:13:15.035
90	1	14:00.333 B	...	1:20.713	2:11.360	310.9	8:27:15.368

2 — Porsche Team — Porsche 919 Hybrid — LMP1 - H

1.Romain DUMAS, 2.Neel JANI, 3.Marc LIEB

Lap	D	Time	Sector 1	Sector 2	Sector 3	T. Spd	Elapsed
1	1	10:12.544 B	6:52.614	1:29.919	1:50.011	235.2	10:12.544
2	1	11:07.015	8:02.003	1:23.947	1:41.065	301.3	21:19.559
3	1	3:32.503	34.474	1:21.615	1:36.414	285.4	24:52.062
4	1	3:30.367	33.142	1:20.015	1:37.210	305.6	28:22.429
5	1	3:28.881	32.762	1:19.753	1:36.366	295.6	31:51.310
6	1	3:25.774	32.894	1:19.074	1:33.806	297.2	35:17.084
7	1	3:25.288	32.485	1:18.685	1:34.118	297.2	38:42.372
8	1	4:00.952 B	50.871	1:23.612	1:46.469	324.9	42:43.324
9	1	19:45.770	...	1:20.114	1:34.512	290.8	1:02:29.094
10	1	3:30.779	32.756	1:19.827	1:38.196	303.9	1:05:59.873
11	1	3:28.308	32.477	1:20.276	1:35.555	310.9	1:09:28.181
12	1	3:29.447	33.380	1:21.519	1:34.548	298.8	1:12:57.628
13	1	3:48.988	32.892	1:33.695	1:42.401	300.5	1:16:46.616
14	1	3:52.854	32.492	1:39.119	1:41.243	297.2	1:20:39.470
15	1	3:33.478 B	33.106	1:18.199	1:42.173	300.5	1:24:12.948
16	2	12:39.771	9:33.445	1:24.222	1:42.104	283.9	1:36:52.719
17	2	3:31.896	33.915	1:21.539	1:36.442	291.6	1:40:24.615
18	2	3:41.008 B	33.191	1:21.560	1:46.257	307.3	1:44:05.623

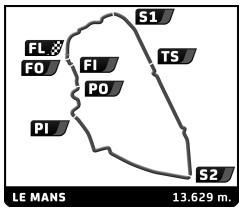

FIA WEC

Official Test 24 Hours of Le Mans

Official Test

Sector Analysis

Personal Best | Session Best | B Crossing the finish line in pit lane

Lap	D	Time	Sector 1	Sector 2	Sector 3	T. Spd	Elapsed
19	2	26:43.738	...	1:20.208	1:44.527	290.8	2:10:49.361
20	2	3:22.376	32.386	1:17.924	1:32.066	298.8	2:14:11.737
21	2	3:26.452	32.321	1:17.346	1:36.785	305.6	2:17:38.189
22	2	3:22.334	32.937	1:17.222	1:32.175	306.5	2:21:00.523
23	2	3:25.639	33.942	1:18.426	1:33.271	308.2	2:24:26.162
24	2	3:23.865	32.987	1:17.715	1:33.163	303.9	2:27:50.027
25	2	3:58.726 B	32.593	1:34.978	1:51.155	302.2	2:31:48.753
26	3	10:53.787	7:53.860	1:22.637	1:37.290	313.6	2:42:42.540
27	3	3:28.146	32.804	1:20.489	1:34.853	298.0	2:46:10.686
28	3	3:26.788	33.018	1:19.156	1:34.614	302.2	2:49:37.474
29	3	3:26.806	32.601	1:18.664	1:35.541	303.0	2:53:04.280
30	3	3:29.595	34.450	1:19.567	1:35.578	309.1	2:56:33.875
31	3	3:24.338	32.249	1:18.579	1:33.510	309.1	2:59:58.213
32	3	3:31.019 B	32.301	1:18.060	1:40.658	309.1	3:03:29.232
33	3	11:52.596	8:55.304	1:22.815	1:34.477	320.1	3:15:21.828
34	3	3:23.940	32.591	1:19.092	1:32.257	306.5	3:18:45.768
35	3	3:25.226	32.691	1:17.898	1:34.637	303.9	3:22:10.994
36	3	3:31.136	32.629	1:19.164	1:39.343	301.3	3:25:42.130
37	3	3:31.717 B	32.313	1:18.303	1:41.101	305.6	3:29:13.847
38	3	16:48.078	...	1:20.273	1:35.659	318.2	3:46:01.925
39	3	3:24.835	32.971	1:18.710	1:33.154	297.2	3:49:26.760
40	3	3:22.983	32.733	1:17.788	1:32.462	300.5	3:52:49.743
41	3	3:24.785	32.461	1:17.953	1:34.371	306.5	3:56:14.528
42	3	4:49.048 B	33.461	1:23.913	2:51.674	304.7	4:01:03.576
43	3	1:17:28.813	...	1:20.667	1:36.052	280.3	5:18:32.389
44	3	3:23.847	32.690	1:18.497	1:32.660	298.8	5:21:56.236
45	3	3:23.603	32.514	1:18.127	1:32.962	300.5	5:25:19.839
46	3	3:25.261	33.936	1:18.826	1:32.499	298.8	5:28:45.100
47	3	3:23.464	32.868	1:18.142	1:32.454	299.7	5:32:08.564
48	3	3:25.052	33.140	1:18.249	1:33.663	303.0	5:35:33.616
49	3	3:50.583 B	32.312	1:17.856	2:00.415	314.5	5:39:24.199
50	3	17:57.363	...	1:20.432	1:34.880	321.0	5:57:21.562
51	3	3:24.705	32.218	1:20.461	1:32.026	210.5	6:00:46.267
52	3	3:43.284	32.558	1:38.763	1:31.963	73.0	6:04:29.551
53	3	3:43.495	32.292	1:38.737	1:32.466	77.5	6:08:13.046
54	3	3:22.822	32.552	1:17.667	1:32.603	299.7	6:11:35.868
55	3	3:26.796	34.709	1:19.314	1:32.773	301.3	6:15:02.664
56	3	3:32.667 B	32.553	1:18.173	1:41.941	311.8	6:18:35.331
57	2	5:43.073	2:43.679	1:21.677	1:37.717	320.1	6:24:18.404
58	2	3:25.915	32.477	1:19.562	1:33.876	300.5	6:27:44.319
59	2	3:52.087	32.455	1:39.420	1:40.212	279.5	6:31:36.406
60	2	3:26.306	34.004	1:19.360	1:32.942	306.5	6:35:02.712
61	2	3:22.453	32.338	1:17.652	1:32.463	305.6	6:38:25.165
62	2	3:33.116 B	34.766	1:18.713	1:39.637	322.9	6:41:58.281
63	1	8:16.235	5:17.909	1:21.160	1:37.166	295.6	6:50:14.516
64	1	3:29.814	33.071	1:19.761	1:36.982	302.2	6:53:44.330
65	1	3:27.811	32.819	1:19.475	1:35.517	306.5	6:57:12.141
66	1	3:26.898	33.066	1:18.905	1:34.927	302.2	7:00:39.039
67	1	3:28.695	33.976	1:20.055	1:34.664	296.4	7:04:07.734
68	1	3:27.653	33.111	1:18.912	1:35.630	322.0	7:07:35.387
69	1	3:27.867	32.896	1:18.434	1:36.537	300.5	7:11:03.254
70	1	3:26.876	32.907	1:18.456	1:35.513	299.7	7:14:30.130
71	1	3:30.888	33.268	1:20.935	1:36.685	314.5	7:18:01.018
72	1	3:27.398	31.862	1:19.547	1:35.989	297.2	7:21:28.416
73	1	3:23.758	32.887	1:18.025	1:32.846	306.5	7:24:52.174
74	1	3:22.568	32.726	1:17.956	1:31.886	304.7	7:28:14.742
75	1	3:30.534 B	32.569	1:18.061	1:39.904	303.9	7:31:45.276
76	2	10:07.597	7:10.411	1:22.523	1:34.663	245.9	7:41:52.873
77	2	3:24.663	32.677	1:18.516	1:33.470	303.0	7:45:17.536
78	2	3:27.561	33.493	1:18.778	1:35.290	307.3	7:48:45.097
79	2	3:26.064	33.134	1:19.631	1:33.299	310.9	7:52:11.161
80	2	3:37.631 B	33.020	1:18.277	1:46.334	310.9	7:55:48.792
81	2	9:15.775	6:20.176	1:20.315	1:35.284	313.6	8:05:04.567
82	2	4:12.713 B	32.926	1:18.277	2:21.510	307.3	8:09:17.280
83	2	18:07.255 B	...	1:21.042	2:19.268	293.2	8:27:24.535

4 **Bykolles Racing Team** — CLM P1/01 - AER
1.Simon TRUMMER 2.Oliver WEBB 3.Pierre KAFFER — LMP1

Lap	D	Time	Sector 1	Sector 2	Sector 3	T. Spd	Elapsed
1	3	4:36.732 B	56.853	1:33.672	2:06.207	203.0	4:36.732
2	3	16:24.094	...	1:33.119	1:46.247	299.7	21:00.826
3	3	3:49.679	34.524	1:32.863	1:42.292	208.0	24:50.505
4	3	3:39.216	33.708	1:24.370	1:41.138	298.0	28:29.721
5	3	3:40.966	34.849	1:24.496	1:41.621	311.8	32:10.687
6	3	3:41.222	34.626	1:24.457	1:42.139	312.7	35:51.909
7	3	4:05.291 B	50.610	1:25.376	1:49.305	309.1	39:57.200
8	3	11:10.876	8:03.028	1:25.355	1:42.493	303.9	51:08.076
9	3	3:33.560	33.335	1:22.328	1:37.897	310.0	54:41.636
10	3	3:34.259	33.461	1:22.605	1:38.193	310.0	58:15.895
11	3	3:35.174	33.375	1:22.550	1:39.249	313.6	1:01:51.069
12	3	3:36.977	34.426	1:22.568	1:39.983	317.2	1:05:28.046
13	3	3:41.376 B	32.914	1:22.054	1:46.408	317.2	1:09:09.422
14	2	11:36.325	7:57.768	1:44.277	1:54.280	271.1	1:20:45.747
15	2	3:42.700	34.999	1:24.924	1:42.777	310.0	1:24:28.447
16	2	3:37.204	33.895	1:22.833	1:40.476	312.7	1:28:05.651
17	2	3:45.663	35.223	1:23.774	1:46.666	310.9	1:31:51.314
18	2	3:35.780	33.825	1:22.503	1:39.452	311.8	1:35:27.094
19	2	3:34.348	33.423	1:22.483	1:38.442	316.3	1:39:01.442
20	2	3:40.728	33.859	1:23.821	1:43.048	320.1	1:42:42.170
21	2	3:39.792	35.104	1:24.830	1:39.858	310.9	1:46:21.962
22	2	3:36.965	33.721	1:22.565	1:40.679	320.1	1:49:58.927
23	2	3:49.231 B	33.389	1:23.127	1:52.715	311.8	1:53:48.158
24	2	20:13.396	...	1:24.236	1:39.773	310.0	2:14:01.554
25	2	3:36.655	33.427	1:22.614	1:40.614	318.2	2:17:38.209
26	2	3:43.330	36.039	1:23.226	1:44.065	318.2	2:21:21.539
27	2	3:38.223	34.562	1:23.117	1:40.544	317.2	2:24:59.762
28	2	4:03.868 B	35.857	1:34.709	1:53.302	279.5	2:29:03.630
29	2	20:14.640	...	1:23.640	1:42.217	313.6	2:49:18.270
30	2	3:35.085	33.878	1:22.822	1:38.385	320.1	2:52:53.355
31	2	3:34.555	33.959	1:22.428	1:38.168	318.2	2:56:27.910
32	2	3:34.380	33.410	1:21.799	1:39.171	322.0	3:00:02.290
33	2	3:34.616	33.793	1:22.240	1:38.583	315.4	3:03:36.906
34	2	3:38.514	34.362	1:22.068	1:42.084	321.0	3:07:15.420
35	2	3:46.483 B	33.736	1:23.616	1:49.131	314.5	3:11:01.903
36	1	6:13.106	2:54.563	1:30.311	1:48.232	274.6	3:17:15.009
37	1	3:42.426	35.282	1:24.669	1:42.475	319.1	3:20:57.435
38	1	4:18.182	1:07.686	1:25.460	1:45.036	318.2	3:25:15.617
39	1	3:39.515	34.617	1:23.660	1:41.238	315.4	3:28:55.132
40	1	3:37.210	34.244	1:22.591	1:40.375	314.5	3:32:32.342
41	1	3:42.780	35.701	1:25.291	1:41.788	317.2	3:36:15.122
42	1	3:37.156	34.351	1:22.566	1:40.239	319.1	3:39:52.278
43	1	3:36.801	34.493	1:22.825	1:39.483	311.8	3:43:29.079
44	1	3:37.848	34.158	1:24.576	1:39.114	321.0	3:47:06.927
45	1	3:48.596 B	34.396	1:23.142	1:51.058	312.7	3:50:55.523
46	1	1:44:56.546	...	1:24.060	1:42.818	320.1	5:35:52.069
47	1	4:25.635	35.441	1:24.024	2:26.170	321.0	5:40:17.704

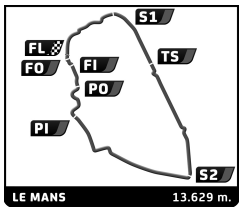

FIA WEC

Official Test 24 Hours of Le Mans

Official Test

Sector Analysis

Personal Best | Session Best | B Crossing the finish line in pit lane

Lap	D	Time	Sector 1	Sector 2	Sector 3	T. Spd	Elapsed
48	1	7:46.445	1:02.484	3:12.988	3:30.973	121.1	5:48:04.149
49	1	6:27.342	1:03.904	2:51.277	2:32.161	131.8	5:54:31.491
50	1	3:53.713	37.073	1:34.502	1:42.138	144.4	5:58:25.204
51	1	3:55.794	35.463	1:40.178	1:40.153	90.6	6:02:20.998
52	1	4:01.538	34.011	1:45.942	1:41.585	79.6	6:06:22.536
53	1	3:37.643	34.074	1:22.554	1:41.015	322.9	6:10:00.179
54	1	3:38.406	36.540	1:23.277	1:38.589	315.4	6:13:38.585
55	1	3:46.140 B	34.315	1:21.833	1:49.992	316.3	6:17:24.725
56	1	4:44.705	1:41.262	1:22.914	1:40.529	316.3	6:22:09.430
57	1	3:40.962	34.620	1:22.736	1:43.606	313.6	6:25:50.392
58	1	4:04.922	34.422	1:44.534	1:45.966	316.3	6:29:55.314
59	1	3:35.515	34.223	1:22.236	1:39.056	317.2	6:33:30.829
60	1	3:35.638	34.760	1:22.429	1:38.449	316.3	6:37:06.467
61	1	3:38.091	34.602	1:22.118	1:41.371	313.6	6:40:44.558
62	1	3:35.453	34.109	1:22.596	1:38.748	318.2	6:44:20.011
63	1	3:34.275	33.917	1:22.067	1:38.291	321.0	6:47:54.286
64	1	3:37.279	35.159	1:22.014	1:40.106	319.1	6:51:31.565
65	1	3:54.620 B	36.321	1:24.371	1:53.928	319.1	6:55:26.185
66	3	14:41.707	...	1:25.958	1:47.300	311.8	7:10:07.892
67	3	4:31.954 B	36.459	1:42.693	2:12.802	219.0	7:14:39.846
68	3	9:54.295	6:46.343	1:27.046	1:40.906	303.9	7:24:34.141
69	3	3:33.025	33.508	1:22.125	1:37.392	315.4	7:28:07.166
70	3	3:44.207 B	33.422	1:22.403	1:48.382	318.2	7:31:51.373
71	3	10:01.411	6:45.948	1:30.579	1:44.884	197.4	7:41:52.784
72	3	3:35.864	34.096	1:22.916	1:38.852	298.8	7:45:28.648
73	3	3:34.036	34.305	1:21.921	1:37.810	320.1	7:49:02.684
74	3	3:44.068 B	33.353	1:21.798	1:48.917	320.1	7:52:46.752
75	3	14:13.300	...	1:24.195	1:42.696	319.1	8:07:00.052
76	3	6:12.079 B	33.807	2:05.341	3:32.931	207.6	8:13:12.131
77	2	17:33.710 B	...	1:25.143	4:29.526	316.3	8:30:45.841

5 **Toyota Gazoo Racing** — Toyota TS050 - Hybrid, LMP1 - H

1.Anthony DAVIDSON, 2.Sébastien BUEMI, 3.Kazuki NAKAJIMA, 4.Alexander WURZ

Lap	D	Time	Sector 1	Sector 2	Sector 3	T. Spd	Elapsed
1	2	3:52.996	43.934	1:25.617	1:43.445	286.9	3:52.996
2	2	3:40.552	34.920	1:22.763	1:42.869	299.7	7:33.548
3	2	3:32.465	33.821	1:20.863	1:37.781	303.9	11:06.013
4	2	3:41.197 B	36.311	1:21.078	1:43.808	319.1	14:47.210
5	2	15:42.863	...	1:19.807	1:35.424	323.9	30:30.073
6	2	3:28.688	34.514	1:19.585	1:34.589	318.2	33:58.761
7	2	3:43.122 B	34.003	1:21.153	1:47.966	314.5	37:41.883
8	2	18:42.474	...	1:19.669	1:36.794	325.8	56:24.357
9	2	3:45.495	33.512	1:19.640	1:52.343	312.7	1:00:09.852
10	2	3:26.338	33.088	1:18.719	1:34.531	317.2	1:03:36.190
11	2	3:26.474	33.175	1:18.945	1:34.354	322.9	1:07:02.664
12	2	3:34.976 B	33.168	1:19.015	1:42.793	327.8	1:10:37.640
13	3	16:47.037	...	1:22.988	1:38.935	273.2	1:27:24.677
14	3	3:30.631	33.580	1:19.596	1:37.455	315.4	1:30:55.308
15	3	3:39.933 B	33.849	1:19.786	1:46.298	318.2	1:34:35.241
16	3	15:54.192	...	1:21.089	1:37.080	321.0	1:50:29.433
17	3	3:30.768	34.192	1:19.329	1:37.247	309.1	1:54:00.201
18	3	6:21.084 B	33.560	1:19.224	4:28.300	314.5	2:00:21.285
19	3	21:33.331	...	1:22.420	1:45.344	320.1	2:21:54.616
20	3	3:33.518	35.569	1:19.725	1:38.224	305.6	2:25:28.134
21	3	3:34.016	33.933	1:20.302	1:39.781	319.1	2:29:02.150
22	3	4:05.742	33.457	1:42.082	1:50.203	315.4	2:33:07.892
23	3	3:27.755	33.507	1:19.527	1:34.721	322.0	2:36:35.647
24	3	3:28.009	33.793	1:19.126	1:35.090	312.7	2:40:03.656
25	3	3:37.137 B	34.215	1:18.839	1:44.083	318.2	2:43:40.793
26	1	11:03.243	8:02.594	1:22.545	1:38.104	324.9	2:54:44.036
27	1	3:27.252	33.304	1:20.071	1:33.877	324.9	2:58:11.288
28	1	3:26.716	33.197	1:19.208	1:34.311	319.1	3:01:38.004
29	1	3:27.437	33.140	1:19.294	1:35.003	322.9	3:05:05.441
30	1	3:28.596	33.349	1:20.425	1:34.822	327.8	3:08:34.037
31	1	3:38.463 B	33.905	1:19.098	1:45.460	326.8	3:12:12.500
32	1	20:58.346	...	1:21.452	1:35.951	319.1	3:33:10.846
33	1	3:25.474	32.989	1:18.490	1:33.995	325.8	3:36:36.320
34	1	3:31.614	34.488	1:19.427	1:37.699	328.8	3:40:07.934
35	1	3:30.400	35.246	1:20.585	1:34.569	330.8	3:43:38.334
36	1	4:06.038 B	32.856	1:19.625	2:13.557	327.8	3:47:44.372
37	1	7:43.694	4:47.923	1:19.870	1:35.901	328.8	3:55:28.066
38	1	3:24.897	33.081	1:18.312	1:33.504	319.1	3:58:52.963
39	1	3:23.197	32.538	1:17.512	1:33.147	317.2	4:02:16.160
40	1	3:56.911 B	38.034	1:27.291	1:51.586	239.9	4:06:13.071
41	1	57:42.776	...	1:22.799	1:38.875	322.0	5:03:55.847
42	1	3:25.324	32.877	1:18.450	1:33.997	313.6	5:07:21.171
43	1	3:36.354	36.857	1:21.413	1:38.084	294.8	5:10:57.525
44	1	3:27.001	33.019	1:18.770	1:35.212	299.7	5:14:24.526
45	1	3:25.662	33.047	1:18.484	1:34.131	322.0	5:17:50.188
46	1	3:35.225 B	32.918	1:17.971	1:44.336	326.8	5:21:25.413
47	1	12:25.104	9:24.762	1:24.072	1:36.270	326.8	5:33:50.517
48	1	3:26.491	32.724	1:18.224	1:35.543	318.2	5:37:17.008
49	1	6:13.088	37.850	2:10.332	3:24.906	260.0	5:43:30.096
50	1	7:28.605	1:23.671	2:47.981	3:16.953	162.2	5:50:58.701
51	1	4:54.007	1:04.462	2:12.494	1:37.051	148.4	5:55:52.708
52	1	3:28.487	32.958	1:18.542	1:36.987	322.0	5:59:21.195
53	1	3:53.154	32.734	1:45.592	1:34.828	118.6	6:03:14.349
54	1	3:45.988	33.477	1:38.010	1:34.501	76.4	6:07:00.337
55	1	3:26.321	33.143	1:18.650	1:34.528	323.9	6:10:26.658
56	1	3:28.523	33.121	1:18.737	1:36.665	321.0	6:13:55.181
57	1	3:34.798 B	33.224	1:18.545	1:43.029	321.0	6:17:29.979
58	3	17:02.775	...	1:21.009	1:36.712	324.9	6:34:32.754
59	3	3:30.843	33.490	1:19.186	1:38.167	321.0	6:38:03.597
60	3	3:28.497	33.175	1:18.877	1:36.445	313.6	6:41:32.094
61	3	3:26.131	33.011	1:18.456	1:34.664	319.1	6:44:58.225
62	3	3:25.856	32.960	1:18.351	1:34.545	319.1	6:48:24.081
63	3	3:27.175	33.937	1:18.781	1:34.457	320.1	6:51:51.256
64	3	3:30.518	33.103	1:18.155	1:39.260	321.0	6:55:21.774
65	3	3:25.892	33.365	1:18.311	1:34.216	322.0	6:58:47.666
66	3	3:27.390	33.928	1:19.440	1:34.022	320.1	7:02:15.056
67	3	3:28.583	32.590	1:17.820	1:38.173	321.0	7:05:43.639
68	3	3:25.385	33.103	1:18.641	1:33.641	319.1	7:09:09.024
69	3	3:26.042	33.052	1:18.106	1:34.884	314.5	7:12:35.066
70	3	3:27.512	32.554	1:17.835	1:37.123	317.2	7:16:02.578
71	3	3:34.629 B	32.898	1:18.834	1:42.897	330.8	7:19:37.207
72	3	11:00.436	8:02.181	1:20.474	1:37.781	328.8	7:30:37.643
73	3	3:30.243	33.555	1:20.056	1:36.632	317.2	7:34:07.886
74	3	3:26.920	33.003	1:18.675	1:35.242	316.3	7:37:34.806
75	3	3:32.222	33.566	1:22.506	1:36.150	318.2	7:41:07.028
76	3	3:28.972	33.272	1:19.266	1:36.434	326.8	7:44:36.000
77	3	3:30.959	34.266	1:20.958	1:35.735	317.2	7:48:06.959
78	3	3:34.951 B	32.886	1:18.344	1:43.721	323.9	7:51:41.910
79	2	11:25.793	8:25.441	1:23.528	1:36.824	298.0	8:03:07.703
80	2	3:28.371	34.262	1:19.066	1:35.043	317.2	8:06:36.074
81	2	4:12.913 B	32.921	1:35.120	2:04.872	314.5	8:10:48.987
82	2	21:31.392 B	...	2:23.126	4:34.651	314.5	8:32:20.379

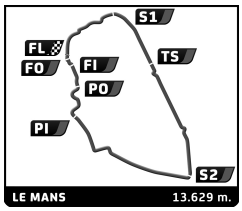

FIA WEC

Official Test 24 Hours of Le Mans

Official Test

Sector Analysis

Personal Best | Session Best | B Crossing the finish line in pit lane

6 — Toyota Gazoo Racing — Toyota TS050 - Hybrid — LMP1 - H

1.Stéphane SARRAZIN
2.Mike CONWAY
3.Kamui KOBAYASHI
4.Alexander WURZ

Lap	D	Time	Sector 1	Sector 2	Sector 3	T. Spd	Elapsed
1	4	3:59.020	46.172	1:25.334	1:47.514	306.5	3:59.020
2	4	3:35.019	34.481	1:20.650	1:39.888	298.0	7:34.039
3	4	3:41.895	33.873	1:21.083	1:46.939	303.0	11:15.934
4	4	3:32.168	33.671	1:22.183	1:36.314	300.5	14:48.102
5	4	3:36.325 B	33.605	1:20.279	1:42.441	305.6	18:24.427
6	3	14:53.638	...	1:23.339	1:43.214	264.5	33:18.065
7	3	3:33.876	34.455	1:20.669	1:38.752	310.9	36:51.941
8	3	4:05.919	1:06.653	1:20.926	1:38.340	322.0	40:57.860
9	3	3:30.727	33.519	1:19.175	1:38.033	320.1	44:28.587
10	3	3:37.178 B	33.644	1:20.069	1:43.465	307.3	48:05.765
11	3	11:31.945	8:34.471	1:20.595	1:36.879	317.2	59:37.710
12	3	3:30.565	33.065	1:18.301	1:39.199	319.1	1:03:08.275
13	3	3:31.524	34.086	1:19.413	1:38.025	323.9	1:06:39.799
14	3	3:35.575 B	34.665	1:18.791	1:42.119	329.8	1:10:15.374
15	3	14:47.622	...	1:19.826	1:48.754	319.1	1:25:02.996
16	3	3:26.253	33.096	1:18.314	1:34.843	320.1	1:28:29.249
17	3	3:25.405	33.089	1:18.327	1:33.989	326.8	1:31:54.654
18	3	3:24.977	32.936	1:17.788	1:34.253	327.8	1:35:19.631
19	3	3:26.803	32.644	1:17.635	1:36.524	325.8	1:38:46.434
20	3	3:25.431	32.726	1:18.194	1:34.511	322.0	1:42:11.865
21	3	3:28.979	33.864	1:18.991	1:36.124	317.2	1:45:40.844
22	3	3:26.592	32.759	1:17.616	1:36.217	327.8	1:49:07.436
23	3	3:25.416	32.886	1:18.364	1:34.166	321.0	1:52:32.852
24	3	3:34.633	32.895	1:18.146	1:43.592	321.0	1:56:07.485
25	3	10:11.212 B	1:24.544	4:17.672	4:28.996	79.5	2:06:18.697
26	3	5:11.454	2:11.742	1:21.825	1:37.887	323.9	2:11:30.151
27	3	3:27.403	32.829	1:17.890	1:36.684	322.9	2:14:57.554
28	3	3:23.721	32.617	1:17.779	1:33.325	322.9	2:18:21.275
29	3	3:37.717 B	32.895	1:17.650	1:47.172	323.9	2:21:58.992
30	1	4:36.078	1:37.405	1:21.400	1:37.273	297.2	2:26:35.070
31	1	3:28.556	33.010	1:19.792	1:35.754	314.5	2:30:03.626
32	1	4:02.982	33.425	1:41.037	1:48.520	314.5	2:34:06.608
33	1	3:33.279	35.566	1:21.822	1:35.891	327.8	2:37:39.887
34	1	3:41.683 B	34.878	1:21.094	1:45.711	308.2	2:41:21.570
35	1	10:35.723	7:37.419	1:20.889	1:37.415	322.9	2:51:57.293
36	1	3:27.028	33.186	1:19.207	1:34.635	310.0	2:55:24.321
37	1	3:32.488	34.362	1:21.890	1:36.236	301.3	2:58:56.809
38	1	3:27.428	33.482	1:19.222	1:34.724	304.7	3:02:24.237
39	1	3:27.991	32.885	1:19.740	1:35.366	321.0	3:05:52.228
40	1	3:33.550 B	33.586	1:18.392	1:41.572	309.1	3:09:25.778
41	2	5:05.001	1:59.800	1:25.396	1:39.805	322.9	3:14:30.779
42	2	3:33.552	34.869	1:19.716	1:38.967	300.5	3:18:04.331
43	2	3:30.851	33.906	1:19.503	1:37.442	305.6	3:21:35.182
44	2	3:33.504	35.956	1:20.607	1:36.941	311.8	3:25:08.686
45	2	3:31.736	33.282	1:21.175	1:37.279	301.3	3:28:40.422
46	2	3:31.870	33.653	1:20.798	1:37.419	299.7	3:32:12.292
47	2	3:40.024 B	33.729	1:21.396	1:44.899	299.7	3:35:52.316
48	2	7:10.567	4:10.439	1:22.537	1:37.591	323.9	3:43:02.883
49	2	3:30.104	33.625	1:20.956	1:35.523	304.7	3:46:32.987
50	2	3:31.064	35.049	1:19.244	1:36.771	311.8	3:50:04.051
51	2	3:29.184	34.620	1:19.335	1:35.229	311.8	3:53:33.235
52	2	3:26.797	32.966	1:18.773	1:35.058	303.0	3:57:00.032
53	2	3:30.823	33.447	1:20.678	1:36.698	306.5	4:00:30.855
54	2	3:49.480 B	33.273	1:21.765	1:54.442	261.9	4:04:20.335
55	2	1:05:37.901	...	1:19.629	1:34.832	324.9	5:09:58.236
56	2	3:25.159	32.904	1:18.277	1:33.978	309.1	5:13:23.395
57	2	3:25.340	32.501	1:17.923	1:34.916	306.5	5:16:48.735
58	2	3:25.439	33.329	1:18.756	1:33.354	304.7	5:20:14.174
59	2	3:25.161	32.868	1:19.005	1:33.288	305.6	5:23:39.335
60	2	3:35.384 B	32.829	1:21.684	1:40.871	308.2	5:27:14.719
61	2	16:17.769	...	1:53.932	3:21.120	190.8	5:43:32.488
62	2	7:28.467	1:22.865	2:48.129	3:17.473	128.0	5:51:00.955
63	2	4:49.393	1:03.419	2:10.928	1:35.046	110.6	5:55:50.348
64	2	3:24.552	32.828	1:18.094	1:33.630	317.2	5:59:14.900
65	2	4:02.104	34.313	1:50.793	1:36.998	89.4	6:03:17.004
66	2	3:56.261	34.996	1:43.182	1:38.083	57.3	6:07:13.265
67	2	3:25.984	33.161	1:18.373	1:34.450	319.1	6:10:39.249
68	2	3:29.868	34.081	1:19.590	1:36.197	322.0	6:14:09.117
69	2	3:26.696	33.211	1:19.663	1:33.822	317.2	6:17:35.813
70	2	3:24.690	32.590	1:18.178	1:33.922	317.2	6:21:00.503
71	2	3:30.046	33.925	1:19.593	1:36.528	322.9	6:24:30.549
72	2	3:26.053	32.714	1:18.800	1:34.539	322.0	6:27:56.602
73	2	4:00.389	33.315	1:40.530	1:46.544	286.9	6:31:56.991
74	2	3:26.552	33.882	1:18.257	1:34.413	313.6	6:35:23.543
75	2	3:33.741 B	33.517	1:17.570	1:42.654	326.8	6:38:57.284
76	3	8:13.115	5:13.901	1:21.468	1:37.746	324.9	6:47:10.399
77	3	3:30.455	34.051	1:20.695	1:35.709	315.4	6:50:40.854
78	3	3:33.040	33.719	1:20.338	1:38.983	315.4	6:54:13.894
79	3	3:29.480	33.140	1:19.374	1:36.966	323.9	6:57:43.374
80	3	3:27.125	32.987	1:19.153	1:34.985	324.9	7:01:10.499
81	3	3:34.181 B	32.992	1:18.828	1:42.361	318.2	7:04:44.680
82	3	14:43.923	...	1:20.743	1:42.545	322.0	7:19:28.603
83	3	3:29.369	33.526	1:18.465	1:37.378	308.2	7:22:57.972
84	3	4:47.422 B	33.628	1:19.718	2:54.076	313.6	7:27:45.394
85	1	10:43.945	7:44.306	1:21.820	1:37.819	271.1	7:38:29.339
86	1	3:26.045	33.039	1:19.188	1:33.818	310.9	7:41:55.384
87	1	3:24.182	32.856	1:17.971	1:33.355	320.1	7:45:19.566
88	1	3:27.972	32.934	1:18.477	1:36.561	311.8	7:48:47.538
89	1	3:26.093	33.498	1:18.749	1:33.846	310.9	7:52:13.631
90	1	3:26.912	33.411	1:18.336	1:35.165	305.6	7:55:40.543
91	1	3:27.123	33.366	1:18.691	1:35.066	317.2	7:59:07.666
92	1	3:35.363 B	34.410	1:18.762	1:42.191	322.9	8:02:43.029
93	1	6:14.876	2:31.692	1:19.456	2:23.728	317.2	8:08:57.905
94	1	6:33.831	36.444	2:38.293	3:19.094	119.0	8:15:31.736
95	1	7:20.871	1:02.539	3:02.411	3:15.921	127.1	8:22:52.607
96	1	3:29.220	33.303	1:18.456	1:37.461	305.6	8:26:21.827
97	1	11:12.598 B	1:54.567	4:50.243	4:27.788	77.3	8:37:34.425

7 — Audi Sport Team Joest — Audi R18 — LMP1 - H

1.Marcel FÄSSLER
2.André LOTTERER
3.Benoit TRÉLUYER

Lap	D	Time	Sector 1	Sector 2	Sector 3	T. Spd	Elapsed
1	1	4:03.698	52.873	1:27.178	1:43.647	266.5	4:03.698
2	1	3:36.967	34.450	1:22.460	1:40.057	316.3	7:40.665
3	1	3:29.801	33.160	1:20.656	1:35.985	305.6	11:10.466
4	1	3:29.160	34.552	1:19.918	1:34.690	303.9	14:39.626
5	1	3:39.424 B	32.809	1:18.970	1:47.645	310.9	18:19.050
6	2	12:07.167	9:04.947	1:22.100	1:40.120	290.0	30:26.217
7	2	3:31.500	34.148	1:21.184	1:36.168	321.0	33:57.717
8	2	3:40.416 B	32.513	1:20.054	1:47.849	317.2	37:38.133
9	2	11:14.231	8:12.340	1:23.182	1:38.709	313.6	48:52.364
10	2	3:25.142	32.621	1:18.721	1:33.800	321.0	52:17.506
11	2	3:25.920	33.331	1:18.589	1:34.000	327.8	55:43.426

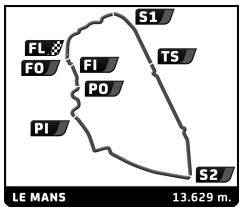

FIA WEC

Official Test 24 Hours of Le Mans

Official Test

Sector Analysis

Personal Best | Session Best | **B** Crossing the finish line in pit lane

Lap	D	Time	Sector 1	Sector 2	Sector 3	T. Spd	Elapsed
12	2	3:25.683	31.878	1:18.229	1:35.576	313.6	59:09.109
13	2	3:23.760	32.035	1:18.151	1:33.574	318.2	1:02:32.869
14	2	3:32.766 B	32.919	1:18.711	1:41.136	303.9	1:06:05.635
15	3	10:45.755	7:12.878	1:45.235	1:47.642	240.4	1:16:51.390
16	3	3:50.540	34.221	1:33.606	1:42.713	306.5	1:20:41.930
17	3	3:29.629	33.071	1:20.333	1:36.225	306.5	1:24:11.559
18	3	3:28.314	32.516	1:19.727	1:36.071	304.7	1:27:39.873
19	3	3:27.924	32.988	1:19.417	1:35.519	309.1	1:31:07.797
20	3	3:27.444	32.273	1:18.902	1:36.269	309.1	1:34:35.241
21	3	3:35.182 B	33.491	1:19.125	1:42.566	315.4	1:38:10.423
22	3	8:52.161 B	5:44.293	1:20.427	1:47.441	325.8	1:47:02.584
23	3	5:15.034	2:20.400	1:19.814	1:34.820	327.8	1:52:17.618
24	3	3:27.469	32.997	1:18.927	1:35.545	300.5	1:55:45.087
25	3	9:52.676 B	1:00.258	4:20.255	4:32.163	79.0	2:05:37.763
26	1	12:32.012	9:38.768	1:19.980	1:33.264	321.0	2:18:09.775
27	1	3:26.163	32.676	1:19.796	1:33.691	308.2	2:21:35.938
28	1	3:36.997 B	32.077	1:18.067	1:46.853	314.5	2:25:12.935
29	1	12:36.642	9:42.487	1:20.692	1:33.463	327.8	2:37:49.577
30	1	3:33.955 B	31.942	1:17.974	1:44.039	322.9	2:41:23.532
31	1	13:22.552	...	1:20.465	1:35.441	322.9	2:54:46.084
32	1	3:23.182	32.069	1:18.407	1:32.706	324.9	2:58:09.266
33	1	3:22.761	32.138	1:18.176	1:32.447	310.9	3:01:32.027
34	1	3:30.288 B	31.980	1:18.291	1:40.017	324.9	3:05:02.315
35	1	9:35.166	6:39.448	1:21.342	1:34.376	323.9	3:14:37.481
36	1	3:26.068	32.329	1:18.962	1:34.777	322.0	3:18:03.549
37	1	3:28.632	33.144	1:19.196	1:36.292	322.9	3:21:32.181
38	1	3:30.143	33.884	1:18.984	1:37.275	326.8	3:25:02.324
39	1	3:34.501 B	32.841	1:19.114	1:42.546	322.0	3:28:36.825
40	1	7:30.509	4:33.003	1:21.895	1:35.611	299.7	3:36:07.334
41	1	3:26.587	33.329	1:18.768	1:34.490	313.6	3:39:33.921
42	1	3:27.163	32.305	1:19.816	1:35.042	311.8	3:43:01.084
43	1	3:35.106 B	33.377	1:18.814	1:42.915	325.8	3:46:36.190
44	1	9:31.540	6:34.576	1:19.017	1:37.947	330.8	3:56:07.730
45	1	3:26.104	33.098	1:19.034	1:33.972	320.1	3:59:33.834
46	1	3:24.337	32.643	1:18.830	1:32.864	319.1	4:02:58.171
47	2	3:55:52.446	33.082	1:25.461	...	263.9	7:58:50.617
48	2	3:22.942	32.691	1:18.103	1:32.148	327.8	8:02:13.559
49	2	3:22.588	32.052	1:18.019	1:32.517	316.3	8:05:36.147
50	2	4:29.287 B	32.392	1:18.285	2:38.610	324.9	8:10:05.434
51	2	13:53.880	8:24.371	3:05.076	2:24.433	181.5	8:23:59.314
52	2	5:31.046 B	34.213	1:20.626	3:36.207	324.9	8:29:30.360

8 **Audi Sport Team Joest** — Audi R18 — LMP1 - H

1.Lucas DI GRASSI 2.Loïc DUVAL 3.Oliver JARVIS

Lap	D	Time	Sector 1	Sector 2	Sector 3	T. Spd	Elapsed
1	2	4:25.661 B	53.716	1:33.428	1:58.517	197.8	4:25.661
2	3	10:44.682	7:34.442	1:26.645	1:43.595	255.7	15:10.343
3	3	3:34.222	34.240	1:21.142	1:38.840	300.5	18:44.565
4	3	3:32.904	33.387	1:20.307	1:39.210	298.8	22:17.469
5	3	3:29.710	33.193	1:19.675	1:36.842	302.2	25:47.179
6	3	3:30.017	32.712	1:19.215	1:38.090	306.5	29:17.196
7	3	3:41.202 B	33.822	1:21.297	1:46.083	322.9	32:58.398
8	3	11:26.750	8:25.718	1:21.224	1:39.808	326.8	44:25.148
9	3	3:25.731	32.654	1:18.932	1:34.145	305.6	47:50.879
10	3	3:33.329	35.061	1:20.309	1:37.959	303.9	51:24.208
11	3	3:28.193	34.960	1:19.482	1:33.751	330.8	54:52.401
12	3	3:24.227	32.381	1:18.616	1:33.230	299.7	58:16.628
13	3	3:41.296 B	33.941	1:20.848	1:46.507	328.8	1:01:57.924
14	1	10:10.824	7:07.291	1:25.236	1:38.297	298.8	1:12:08.748
15	1	3:44.751	32.711	1:29.364	1:42.676	307.3	1:15:53.499
16	1	3:46.469	32.510	1:33.425	1:40.534	313.6	1:19:39.968
17	1	3:25.456	32.147	1:18.585	1:34.724	314.5	1:23:05.424
18	1	3:32.194	32.045	1:20.707	1:39.442	315.4	1:26:37.618
19	1	3:39.186 B	32.844	1:21.725	1:44.617	327.8	1:30:16.804
20	1	26:12.228 B	...	1:19.259	1:52.428	326.8	1:56:29.032
21	1	14:13.473	...	1:20.169	1:41.549	323.9	2:10:42.505
22	1	3:26.628	32.830	1:19.548	1:34.250	319.1	2:14:09.133
23	1	3:25.747	32.071	1:18.268	1:35.408	312.7	2:17:34.880
24	1	3:30.347 B	32.201	1:17.807	1:40.339	328.8	2:21:05.227
25	2	10:56.887	7:32.121	1:40.241	1:44.525	310.0	2:32:02.114
26	2	3:37.154 B	33.692	1:21.285	1:42.177	331.8	2:35:39.268
27	2	4:32.008	1:38.653	1:19.251	1:34.104	331.8	2:40:11.276
28	2	3:26.509	33.185	1:19.509	1:33.815	327.8	2:43:37.785
29	2	3:24.797	32.027	1:20.020	1:32.750	323.9	2:47:02.582
30	2	3:25.311	31.992	1:18.557	1:34.762	317.2	2:50:27.893
31	2	3:28.410	33.431	1:19.454	1:35.525	318.2	2:53:56.303
32	2	3:22.797	32.008	1:18.134	1:32.655	318.2	2:57:19.100
33	2	3:26.055	32.338	1:18.487	1:35.230	325.8	3:00:45.155
34	2	3:41.187 B	33.005	1:19.517	1:48.665	323.9	3:04:26.342
35	2	4:40.120	1:47.240	1:19.355	1:33.525	316.3	3:09:06.462
36	2	3:26.807	34.044	1:19.940	1:32.823	332.9	3:12:33.269
37	2	3:41.628 B	32.352	1:19.532	1:49.744	311.8	3:16:14.897
38	3	5:01.536	2:04.171	1:21.638	1:35.727	328.8	3:21:16.433
39	3	3:27.548	33.393	1:18.778	1:35.377	331.8	3:24:43.981
40	3	3:23.224	32.605	1:18.025	1:32.594	322.0	3:28:07.205
41	3	3:42.214 B	34.316	1:19.999	1:47.899	321.0	3:31:49.419
42	3	5:31.492 B	2:19.566	1:20.905	1:51.021	329.8	3:37:20.911
43	3	6:40.510	3:43.509	1:20.151	1:36.850	327.8	3:44:01.421
44	3	3:25.618	33.933	1:17.769	1:33.916	332.9	3:47:27.039
45	3	3:26.485	33.968	1:18.505	1:34.012	312.7	3:50:53.524
46	3	3:24.262	32.648	1:17.616	1:33.998	324.9	3:54:17.786
47	3	3:42.397 B	32.570	1:23.240	1:46.587	252.2	3:58:00.183
48	3	1:26:37.663	...	1:22.196	1:35.997	323.9	5:24:37.846
49	3	3:27.498	32.598	1:19.041	1:35.859	319.1	5:28:05.344
50	3	3:34.768 B	32.720	1:18.752	1:43.296	327.8	5:31:40.112
51	3	25:47.215	...	1:24.178	1:39.434	262.6	5:57:27.327
52	3	3:25.809	33.013	1:19.188	1:33.608	300.5	6:00:53.136
53	3	3:46.190	32.485	1:36.532	1:37.173	68.4	6:04:39.326
54	3	3:54.706 B	32.786	1:36.238	1:45.682	78.7	6:08:34.032
55	3	4:11.266	1:16.947	1:19.087	1:35.232	330.8	6:12:45.298
56	3	3:26.805	33.950	1:19.513	1:33.342	313.6	6:16:12.103
57	3	3:27.799	32.548	1:18.170	1:37.081	306.5	6:19:39.902
58	3	3:22.728	32.544	1:17.803	1:32.381	311.8	6:23:02.630
59	3	3:25.709	32.547	1:18.397	1:34.765	307.3	6:26:28.339
60	3	4:17.468 B	32.375	1:42.799	2:02.294	317.2	6:30:45.807
61	1	4:59.070	2:05.491	1:19.760	1:33.819	328.8	6:35:44.877
62	1	3:24.237	32.138	1:17.853	1:34.246	311.8	6:39:09.114
63	1	3:24.252	32.050	1:18.064	1:34.138	310.0	6:42:33.366
64	1	3:24.896	32.219	1:17.953	1:34.724	315.4	6:45:58.262
65	1	3:21.375	32.276	1:17.242	1:31.857	319.1	6:49:19.637
66	1	3:23.902	32.880	1:18.277	1:32.745	315.4	6:52:43.539
67	1	3:23.587	32.880	1:18.510	1:32.197	317.2	6:56:07.126
68	1	3:21.977	32.211	1:17.753	1:32.013	310.0	6:59:29.103
69	1	3:23.724	32.255	1:18.973	1:32.496	322.9	7:02:52.827
70	1	3:26.203	33.260	1:18.555	1:34.388	322.9	7:06:19.030
71	1	3:24.836	32.574	1:18.282	1:33.980	311.8	7:09:43.866

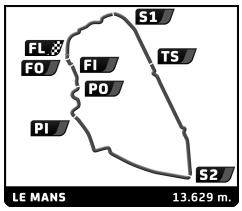

FIA WEC

Official Test 24 Hours of Le Mans

Official Test

Sector Analysis

Personal Best | Session Best | B Crossing the finish line in pit lane

Lap	D	Time	Sector 1	Sector 2	Sector 3	T. Spd	Elapsed
72	1	3:23.461	32.650	1:17.495	1:33.316	311.8	7:13:07.327
73	1	3:30.747 B	32.850	1:18.362	1:39.535	328.8	7:16:38.074
74	1	13:47.448	...	1:19.798	1:34.793	307.3	7:30:25.522
75	1	3:24.954	32.306	1:18.205	1:34.443	310.9	7:33:50.476
76	1	3:25.157	32.300	1:19.221	1:33.636	303.0	7:37:15.633
77	1	3:26.445	32.457	1:21.228	1:32.760	304.7	7:40:42.078
78	1	3:24.125	32.833	1:18.474	1:32.818	309.1	7:44:06.203
79	1	3:24.405	32.735	1:18.898	1:32.772	311.8	7:47:30.608
80	1	3:33.137 B	34.794	1:17.790	1:40.553	327.8	7:51:03.745
81	2	5:04.885	2:05.067	1:19.252	1:40.566	328.8	7:56:08.630
82	2	3:24.151	32.144	1:17.966	1:34.041	316.3	7:59:32.781
83	2	3:27.825	33.125	1:19.619	1:35.081	314.5	8:03:00.606
84	2	3:22.789	32.340	1:18.068	1:32.381	312.7	8:06:23.395
85	2	4:18.718 B	32.386	1:22.789	2:23.543	307.3	8:10:42.113
86	2	16:43.394 B	...	1:21.844	2:20.611	290.8	8:27:25.507

12 Rebellion Racing — Rebellion R-One - AER — LMP1
1.Nicolas PROST 2.Nick HEIDFELD 3.Nelson PIQUET JR

Lap	D	Time	Sector 1	Sector 2	Sector 3	T. Spd	Elapsed
1	3	4:35.783 B	51.907	1:36.885	2:06.991	225.8	4:35.783
2	3	16:46.801	...	1:27.868	1:47.562	250.4	21:22.584
3	3	3:44.630	36.565	1:24.874	1:43.191	275.3	25:07.214
4	3	3:39.274	34.864	1:23.148	1:41.262	328.8	28:46.488
5	3	3:39.640	34.699	1:22.321	1:42.620	329.8	32:26.128
6	3	3:40.888	34.213	1:21.648	1:45.027	328.8	36:07.016
7	3	3:57.151	53.253	1:23.247	1:40.651	328.8	40:04.167
8	3	3:53.641	52.250	1:22.033	1:39.358	327.8	43:57.808
9	3	3:30.399	33.048	1:20.610	1:36.741	328.8	47:28.207
10	3	3:33.660	32.805	1:20.826	1:40.029	332.9	51:01.867
11	3	3:41.485 B	32.851	1:20.140	1:48.494	328.8	54:43.352
12	3	14:12.336	...	1:23.201	1:44.310	305.6	1:08:55.688
13	3	3:40.033	32.994	1:25.658	1:41.381	279.5	1:12:35.721
14	3	4:04.483	34.406	1:45.370	1:44.707	281.0	1:16:40.204
15	3	4:03.236	35.505	1:41.709	1:46.022	332.9	1:20:43.440
16	3	3:30.201	33.089	1:20.225	1:36.887	333.9	1:24:13.641
17	3	3:40.741 B	33.070	1:20.616	1:47.055	336.0	1:27:54.382
18	3	14:36.660	...	1:23.089	1:38.132	310.0	1:42:31.042
19	3	3:33.884	33.168	1:20.593	1:40.123	331.8	1:46:04.926
20	3	3:29.844	33.118	1:20.070	1:36.656	329.8	1:49:34.770
21	3	3:38.518 B	32.980	1:21.152	1:44.386	332.9	1:53:13.288
22	3	18:17.811	...	1:23.251	1:37.751	308.2	2:11:31.099
23	3	3:27.302	32.613	1:19.108	1:35.581	332.9	2:14:58.401
24	3	3:27.117	33.051	1:19.221	1:34.845	334.9	2:18:25.518
25	3	3:36.492 B	32.438	1:18.943	1:45.111	334.9	2:22:02.010
26	1	5:58.739	2:53.491	1:24.500	1:40.748	317.2	2:28:00.749
27	1	3:59.225	34.323	1:39.684	1:45.218	330.8	2:31:59.974
28	1	3:36.968	35.256	1:23.724	1:37.988	309.1	2:35:36.942
29	1	3:36.202	33.982	1:21.281	1:40.939	331.8	2:39:13.144
30	1	3:32.825	34.096	1:21.426	1:37.303	331.8	2:42:45.969
31	1	3:35.705	33.540	1:20.835	1:41.330	334.9	2:46:21.674
32	1	3:31.637	33.662	1:20.394	1:37.581	333.9	2:49:53.311
33	1	3:30.456	33.641	1:20.122	1:36.693	332.9	2:53:23.767
34	1	3:46.081 B	34.752	1:21.516	1:49.813	291.6	2:57:09.848
35	1	14:18.340	...	1:22.914	1:40.918	322.0	3:11:28.188
36	1	3:36.531	34.278	1:23.280	1:38.973	333.9	3:15:04.719
37	1	3:32.589	34.256	1:20.837	1:37.496	333.9	3:18:37.308
38	1	3:33.005	33.900	1:21.160	1:37.945	333.9	3:22:10.313
39	1	3:47.028 B	34.643	1:21.790	1:50.595	331.8	3:25:57.341
40	2	6:10.586	3:04.260	1:24.274	1:42.052	321.0	3:32:07.927
41	2	3:40.460	34.281	1:22.866	1:43.313	281.0	3:35:48.387
42	2	3:37.279	33.270	1:20.657	1:43.352	333.9	3:39:25.666
43	2	3:39.899	34.765	1:23.824	1:41.310	334.9	3:43:05.565
44	2	3:33.186	33.385	1:21.978	1:37.823	305.6	3:46:38.751
45	2	3:36.524	33.342	1:20.581	1:42.601	334.9	3:50:15.275
46	2	3:38.676	33.501	1:20.876	1:44.299	323.9	3:53:53.951
47	2	3:30.399	33.423	1:19.938	1:37.038	331.8	3:57:24.350
48	2	3:35.304	35.122	1:21.864	1:38.318	332.9	4:00:59.654
49	2	3:40.227 B	32.859	1:21.108	1:46.260	332.9	4:04:39.881
50	2	1:17:26.638	...	1:23.297	1:44.677	328.8	5:22:06.519
51	2	3:34.617	33.517	1:21.060	1:40.040	332.9	5:25:41.136
52	2	3:30.881	32.982	1:20.015	1:37.884	331.8	5:29:12.017
53	2	3:31.437	33.045	1:19.914	1:38.478	334.9	5:32:43.454
54	2	3:30.427	33.210	1:19.593	1:37.624	333.9	5:36:13.881
55	2	6:07.198 B	32.902	1:48.801	3:45.495	333.9	5:42:21.079
56	2	27:29.998	...	1:23.304	1:38.500	287.7	6:09:51.077
57	2	3:34.940	35.170	1:21.002	1:38.768	329.8	6:13:26.017
58	2	3:37.660	34.752	1:20.506	1:42.402	330.8	6:17:03.677
59	2	3:35.928	33.461	1:21.295	1:41.172	332.9	6:20:39.605
60	2	3:35.606	32.994	1:19.902	1:42.710	331.8	6:24:15.211
61	2	3:43.337 B	33.296	1:23.865	1:46.176	329.8	6:27:58.548
62	2	13:14.196	...	1:23.927	1:41.311	322.9	6:41:12.744
63	2	3:44.315 B	33.683	1:21.064	1:49.568	332.9	6:44:57.059
64	2	15:05.400	...	1:27.033	1:44.514	311.8	7:00:02.459
65	2	3:42.504	33.056	1:20.066	1:49.382	330.8	7:03:44.963
66	2	3:28.624	33.292	1:19.684	1:35.648	330.8	7:07:13.587
67	2	3:38.415	34.786	1:22.055	1:41.574	317.2	7:10:52.002
68	2	3:37.386	33.092	1:20.573	1:43.721	330.8	7:14:29.388
69	2	3:47.912 B	33.538	1:23.086	1:51.288	275.3	7:18:17.300
70	1	7:37.939	4:32.654	1:25.453	1:39.832	257.6	7:25:55.239
71	1	3:36.708	35.166	1:22.179	1:39.363	330.8	7:29:31.947
72	1	3:33.786	33.805	1:21.928	1:38.053	330.8	7:33:05.733
73	1	3:34.164	34.378	1:21.583	1:38.203	328.8	7:36:39.897
74	1	3:39.323	35.351	1:24.261	1:39.711	310.9	7:40:19.220
75	1	3:37.706	34.905	1:22.128	1:40.673	303.9	7:43:56.926
76	1	3:33.008	33.833	1:21.475	1:37.700	331.8	7:47:29.934
77	1	3:39.137	35.759	1:22.922	1:40.456	296.4	7:51:09.071
78	1	3:33.388	34.119	1:21.724	1:37.545	329.8	7:54:42.459
79	1	3:31.381	33.368	1:20.476	1:37.537	334.9	7:58:13.840
80	1	3:40.931 B	33.330	1:21.526	1:46.075	330.8	8:01:54.771
81	3	11:18.578	6:14.169	1:37.152	3:27.257	248.7	8:13:13.349
82	3	7:21.057	1:05.530	3:00.659	3:14.868	116.8	8:20:34.406
83	3	4:50.914	1:02.248	2:06.105	1:42.561	127.0	8:25:25.320
84	3	9:07.183 B	36.218	3:56.685	4:34.280	79.6	8:34:32.503

13 Rebellion Racing — Rebellion R-One - AER — LMP1
1.Mathéo TUSCHER 2.Alexandre IMPERATORI 3.Dominik KRAIHAMER

Lap	D	Time	Sector 1	Sector 2	Sector 3	T. Spd	Elapsed
1	1	4:56.859 B	1:16.691	1:34.784	2:05.384	249.8	4:56.859
2	1	14:47.865	...	1:27.914	1:50.309	262.6	19:44.724
3	1	3:45.363	36.667	1:23.923	1:44.773	324.9	23:30.087
4	1	3:42.080	34.831	1:23.668	1:43.581	330.8	27:12.167
5	1	3:41.070	35.386	1:22.783	1:42.901	328.8	30:53.237
6	1	3:44.736 B	34.598	1:22.021	1:48.117	333.9	34:37.973
7	1	12:20.356	9:11.116	1:25.530	1:43.710	306.5	46:58.329
8	1	3:35.775	33.877	1:21.332	1:40.566	330.8	50:34.104
9	1	3:33.886	33.788	1:21.464	1:38.634	332.9	54:07.990

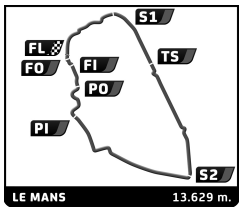

FIA WEC

Official Test 24 Hours of Le Mans

Official Test

Sector Analysis

Personal Best | Session Best | **B** Crossing the finish line in pit lane

Lap	D	Time	Sector 1	Sector 2	Sector 3	T. Spd	Elapsed
10	1	3:32.762	33.472	1:21.049	1:38.241	330.8	57:40.752
11	1	3:32.441	34.159	1:20.411	1:37.871	334.9	1:01:13.193
12	1	3:33.488	33.487	1:21.511	1:38.490	330.8	1:04:46.681
13	1	3:31.113	33.511	1:20.318	1:37.284	334.9	1:08:17.794
14	1	3:33.517	33.655	1:22.100	1:37.762	330.8	1:11:51.311
15	1	3:57.479 B	34.174	1:31.018	1:52.287	330.8	1:15:48.790
16	2	12:39.235	9:26.930	1:31.029	1:41.276	323.9	1:28:28.025
17	2	3:36.951	33.943	1:22.358	1:40.650	303.9	1:32:04.976
18	2	3:33.521	33.811	1:21.123	1:38.587	331.8	1:35:38.497
19	2	3:33.546	34.484	1:21.055	1:38.007	330.8	1:39:12.043
20	2	3:33.767	34.291	1:20.221	1:39.255	331.8	1:42:45.810
21	2	3:33.072	34.355	1:21.324	1:37.393	331.8	1:46:18.882
22	2	3:43.039 B	35.079	1:21.923	1:46.037	332.9	1:50:01.921
23	2	21:53.122	...	1:23.166	1:42.795	322.9	2:11:55.043
24	2	3:29.833	32.905	1:19.654	1:37.274	332.9	2:15:24.876
25	2	3:28.326	32.936	1:20.119	1:35.271	332.9	2:18:53.202
26	2	3:27.062	32.609	1:19.203	1:35.250	331.8	2:22:20.264
27	2	3:28.527	32.470	1:20.639	1:35.418	333.9	2:25:48.791
28	2	3:39.140 B	32.903	1:20.603	1:45.634	319.1	2:29:27.931
29	3	13:15.887	...	1:34.317	1:40.871	273.9	2:42:43.818
30	3	3:33.650	33.629	1:21.998	1:38.023	333.9	2:46:17.468
31	3	3:32.049	33.008	1:20.810	1:38.231	334.9	2:49:49.517
32	3	3:31.289	33.112	1:20.477	1:37.700	331.8	2:53:20.806
33	3	3:35.896	34.499	1:21.917	1:39.480	329.8	2:56:56.702
34	3	3:32.297	33.985	1:21.586	1:36.726	329.8	3:00:28.999
35	3	3:34.279	34.710	1:21.591	1:37.978	325.8	3:04:03.278
36	3	3:27.421	32.848	1:19.739	1:34.834	330.8	3:07:30.699
37	3	3:41.430 B	35.111	1:21.321	1:44.998	329.8	3:11:12.129
38	3	11:23.060	8:25.178	1:21.236	1:36.646	327.8	3:22:35.189
39	3	3:29.196	32.939	1:20.352	1:35.905	326.8	3:26:04.385
40	3	3:29.724	32.708	1:19.518	1:37.498	329.8	3:29:34.109
41	3	3:54.190 B	34.913	1:32.117	1:47.160	329.8	3:33:28.299
42	1	6:38.818	3:34.271	1:23.852	1:40.695	324.9	3:40:07.117
43	1	3:36.610	35.730	1:23.152	1:37.728	302.2	3:43:43.727
44	1	3:36.511	34.055	1:22.258	1:40.198	328.8	3:47:20.238
45	1	3:32.096	33.448	1:20.762	1:37.886	329.8	3:50:52.334
46	1	3:30.826	33.300	1:20.692	1:36.834	311.8	3:54:23.160
47	1	3:38.327 B	32.997	1:20.848	1:44.482	328.8	3:58:01.487
48	1	1:25:42.119 B	...	1:22.756	1:50.034	324.9	5:23:43.606
49	1	6:17.018	3:12.067	1:23.754	1:41.197	322.0	5:30:00.624
50	1	3:33.803	34.035	1:21.468	1:38.300	330.8	5:33:34.427
51	1	3:35.636	33.909	1:21.129	1:40.598	328.8	5:37:10.063
52	1	6:19.303	34.754	2:15.033	3:29.516	202.6	5:43:29.366
53	1	7:28.543	1:23.838	2:47.695	3:17.010	130.2	5:50:57.909
54	1	5:01.193	1:04.393	2:15.849	1:40.951	114.2	5:55:59.102
55	1	3:34.113	33.899	1:23.348	1:36.866	251.0	5:59:33.215
56	1	3:44.678	34.104	1:33.970	1:36.604	251.0	6:03:17.893
57	1	3:53.206	33.236	1:42.369	1:37.601	80.0	6:07:11.099
58	1	3:31.506	33.154	1:21.477	1:36.875	328.8	6:10:42.605
59	1	3:31.662	33.635	1:20.759	1:37.268	330.8	6:14:14.267
60	1	3:43.259 B	34.929	1:21.355	1:46.975	303.0	6:17:57.526
61	3	8:16.184	5:15.234	1:22.200	1:38.750	326.8	6:26:13.710
62	3	4:02.826	33.226	1:45.696	1:43.904	330.8	6:30:16.536
63	3	3:30.790	34.040	1:20.547	1:36.203	330.8	6:33:47.326
64	3	3:29.738	32.995	1:20.117	1:36.626	333.9	6:37:17.064
65	3	3:29.237	32.766	1:19.690	1:36.781	330.8	6:40:46.301
66	3	3:31.130	32.917	1:20.008	1:38.205	329.8	6:44:17.431
67	3	3:29.499	32.762	1:20.770	1:35.967	325.8	6:47:46.930
68	3	3:33.178	33.112	1:19.784	1:40.282	328.8	6:51:20.108
69	3	3:32.566	34.651	1:21.829	1:36.086	308.2	6:54:52.674
70	3	3:28.476	32.974	1:19.851	1:35.651	331.8	6:58:21.150
71	3	3:36.160 B	32.699	1:19.268	1:44.193	333.9	7:01:57.310
72	2	9:16.085	6:14.515	1:21.915	1:39.655	317.2	7:11:13.395
73	2	3:34.477	35.378	1:20.934	1:38.165	326.8	7:14:47.872
74	2	3:34.380	35.569	1:21.016	1:37.795	330.8	7:18:22.252
75	2	3:32.454	33.406	1:19.910	1:39.138	330.8	7:21:54.706
76	2	3:31.526	33.835	1:20.273	1:37.418	329.8	7:25:26.232
77	2	3:29.921	33.767	1:19.820	1:36.334	333.9	7:28:56.153
78	2	3:28.611	33.101	1:19.565	1:35.945	329.8	7:32:24.764
79	2	3:28.256	32.833	1:19.434	1:35.989	332.9	7:35:53.020
80	2	3:32.014	34.946	1:21.123	1:35.945	330.8	7:39:25.034
81	2	3:28.711	33.122	1:19.786	1:35.803	330.8	7:42:53.745
82	2	3:38.729 B	33.565	1:21.444	1:43.720	331.8	7:46:32.474
83	1	11:17.794	8:08.463	1:24.550	1:44.781	324.9	7:57:50.268
84	1	3:39.696	35.243	1:22.673	1:41.780	331.8	8:01:29.964
85	1	3:32.666	33.777	1:21.181	1:37.708	332.9	8:05:02.630
86	1	4:05.251	33.131	1:20.578	2:11.542	331.8	8:09:07.881
87	1	6:26.164	40.351	2:25.822	3:19.991	186.2	8:15:34.045
88	1	7:19.849	1:00.905	3:02.584	3:16.360	122.0	8:22:53.894
89	1	3:54.202 B	36.598	1:24.247	1:53.357	323.9	8:26:48.096

22 **SO24 I By Lombard Racing** — LIGIER JS P2 - JUDD — LMP2

1.Vincent CAPILLAIRE, 2.Jonathan COLEMAN, 3.Eric MARIS, 4.Olivier LOMBARD

Lap	D	Time	Sector 1	Sector 2	Sector 3	T. Spd	Elapsed
1	1	9:09.589 B	4:58.771	1:53.287	2:17.531	156.8	9:09.589
2	1	12:12.250	8:30.831	1:45.728	1:55.691	213.8	21:21.839
3	1	4:03.287	39.547	1:32.013	1:51.727	295.6	25:25.126
4	1	3:53.530	36.767	1:29.036	1:47.727	298.0	29:18.656
5	1	4:05.152 B	37.838	1:30.138	1:57.176	294.0	33:23.808
6	2	12:46.885	9:10.719	1:38.182	1:57.984	215.9	46:10.693
7	2	4:09.756	38.079	1:36.675	1:55.002	271.8	50:20.449
8	2	3:59.803	37.175	1:31.177	1:51.451	287.7	54:20.252
9	2	3:55.717	36.663	1:30.237	1:48.817	294.0	58:15.969
10	2	4:08.883 B	38.000	1:31.130	1:59.753	287.7	1:02:24.852
11	2	20:13.414	...	1:40.777	1:55.601	227.7	1:22:38.266
12	2	4:03.399	39.777	1:33.332	1:50.290	242.6	1:26:41.665
13	2	4:00.505	38.198	1:31.291	1:51.016	294.0	1:30:42.170
14	2	3:56.681	36.587	1:31.050	1:49.044	296.4	1:34:38.851
15	2	3:52.964	36.456	1:29.730	1:46.778	289.3	1:38:31.815
16	2	3:52.474	36.254	1:29.318	1:46.902	290.8	1:42:24.289
17	2	3:52.526	36.221	1:29.712	1:46.593	293.2	1:46:16.815
18	2	4:03.244 B	37.393	1:30.071	1:55.780	294.8	1:50:20.059
19	3	24:51.404	...	1:39.333	1:59.037	253.9	2:15:11.463
20	3	4:18.750 B	40.105	1:33.712	2:04.933	290.0	2:19:30.213
21	3	15:08.603 B	5:43.831	2:20.403	7:04.369	265.8	2:34:38.816
22	1	9:23.523	5:41.210	1:42.737	1:59.576	219.4	2:44:02.339
23	1	4:11.834 B	38.122	1:32.499	2:01.213	267.8	2:48:14.173
24	1	2:36:03.256	...	1:33.632	1:48.147	258.2	5:24:17.429
25	1	3:49.287	35.770	1:28.858	1:44.659	290.8	5:28:06.716
26	1	3:50.189	35.309	1:27.834	1:47.046	291.6	5:31:56.905
27	1	3:51.130	35.461	1:28.514	1:47.155	289.3	5:35:48.035
28	1	4:32.328 B	35.962	1:31.199	2:25.167	293.2	5:40:20.363
29	1	18:13.870	...	1:37.641	1:51.670	230.2	5:58:34.233
30	1	4:10.641	36.315	1:46.730	1:47.596	79.0	6:02:44.874
31	1	4:20.194 B	36.304	1:49.933	1:53.957	79.2	6:07:05.068
32	1	25:19.319	...	1:31.679	1:45.119	286.9	6:32:24.387

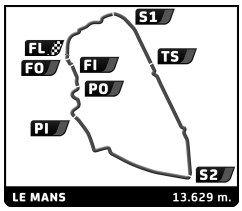

FIA WEC

Official Test 24 Hours of Le Mans

Official Test

Sector Analysis

Personal Best | Session Best | B Crossing the finish line in pit lane

Lap	D	Time	Sector 1	Sector 2	Sector 3	T. Spd	Elapsed
33	1	3:49.777	35.587	1:29.431	1:44.759	294.8	6:36:14.164
34	1	3:45.587	35.215	1:27.632	1:42.740	290.0	6:39:59.751
35	1	3:47.384	34.851	1:27.086	1:45.447	295.6	6:43:47.135
36	1	3:55.561 B	35.704	1:28.189	1:51.668	292.4	6:47:42.696
37	3	10:00.160	6:29.561	1:35.728	1:54.871	284.7	6:57:42.856
38	3	4:03.144	38.644	1:31.583	1:52.917	270.4	7:01:46.000
39	3	4:02.201	37.059	1:31.194	1:53.948	289.3	7:05:48.201
40	3	4:01.236	38.283	1:31.563	1:51.390	288.5	7:09:49.437
41	3	4:02.142	37.414	1:31.357	1:53.371	286.2	7:13:51.579
42	3	3:59.722	37.252	1:30.703	1:51.767	290.0	7:17:51.301
43	3	4:00.900	38.309	1:31.536	1:51.055	282.5	7:21:52.201
44	3	3:59.603	37.856	1:31.225	1:50.522	289.3	7:25:51.804
45	3	4:07.436 B	38.187	1:31.332	1:57.917	289.3	7:29:59.240
46	2	13:41.295	...	1:34.876	1:51.339	245.3	7:43:40.535
47	2	3:59.193	37.550	1:31.174	1:50.469	284.7	7:47:39.728
48	2	4:03.545	40.295	1:32.154	1:51.096	286.2	7:51:43.273
49	2	3:57.840	37.647	1:30.541	1:49.652	288.5	7:55:41.113
50	2	4:11.769 B	37.410	1:33.206	2:01.153	288.5	7:59:52.882
51	3	7:59.983 B	4:28.010	1:31.856	2:00.117	277.4	8:07:52.865
52	4	16:23.032 B	...	3:02.169	2:39.191	103.8	8:24:15.897

23 **Panis Barthez Competition** — LIGIER JS P2 - NISSAN — LMP2

1.Fabien BARTHEZ, 2.Paul Loup CHATIN, 3.Timothe BURET, 4.Simon GACHET

Lap	D	Time	Sector 1	Sector 2	Sector 3	T. Spd	Elapsed
1	3	10:19.748	6:48.554	1:36.905	1:54.289	255.1	10:19.748
2	3	3:55.394	36.326	1:29.745	1:49.323	291.6	14:15.142
3	3	3:56.243	35.549	1:31.322	1:49.372	294.8	18:11.385
4	3	3:50.277	35.356	1:29.200	1:45.721	294.8	22:01.662
5	3	3:49.909	35.240	1:28.360	1:46.309	295.6	25:51.571
6	3	3:48.683	35.528	1:27.904	1:45.251	296.4	29:40.254
7	3	4:03.077 B	35.870	1:31.708	1:55.499	277.4	33:43.331
8	3	12:58.075	9:46.825	1:28.352	1:42.898	286.9	46:41.406
9	3	3:48.867	34.796	1:27.793	1:46.278	298.0	50:30.273
10	3	3:44.997	34.750	1:27.218	1:43.029	297.2	54:15.270
11	3	3:45.175	34.904	1:26.673	1:43.598	297.2	58:00.445
12	3	3:49.867	37.290	1:28.636	1:43.941	300.5	1:01:50.312
13	3	3:46.989	36.104	1:26.645	1:44.240	299.7	1:05:37.301
14	3	3:59.847 B	36.067	1:29.897	1:53.883	296.4	1:09:37.148
15	4	15:41.407	...	1:35.322	1:52.670	238.3	1:25:18.555
16	4	3:52.446	36.721	1:29.318	1:46.407	294.8	1:29:11.001
17	4	3:53.386	36.045	1:28.536	1:48.805	298.0	1:33:04.387
18	4	3:51.185	36.579	1:29.115	1:45.491	298.8	1:36:55.572
19	4	3:47.472	35.602	1:27.314	1:44.556	298.0	1:40:43.044
20	4	3:45.450	34.973	1:26.931	1:43.546	294.0	1:44:28.494
21	4	3:49.469	34.841	1:26.567	1:48.061	297.2	1:48:17.963
22	4	3:43.862	34.689	1:26.597	1:42.576	296.4	1:52:01.825
23	4	3:49.599	35.648	1:28.417	1:45.534	293.2	1:55:51.424
24	4	9:58.482 B	1:03.599	4:19.246	4:35.637	78.5	2:05:49.906
25	1	13:49.154	...	1:37.384	1:52.612	261.9	2:19:39.060
26	1	3:55.569	37.288	1:30.160	1:48.121	298.0	2:23:34.629
27	1	3:50.524	36.094	1:28.697	1:45.733	293.2	2:27:25.153
28	1	3:59.233	35.801	1:31.507	1:51.925	294.0	2:31:24.386
29	1	3:50.347	35.930	1:28.441	1:45.976	294.8	2:35:14.733
30	1	3:50.093	36.134	1:27.140	1:46.819	297.2	2:39:04.826
31	1	3:50.898	37.087	1:28.383	1:45.428	297.2	2:42:55.724
32	1	3:53.200	37.389	1:27.777	1:48.034	294.8	2:46:48.924
33	1	3:57.279	36.007	1:28.826	1:52.446	300.5	2:50:46.203
34	1	3:49.289	36.133	1:28.123	1:45.033	292.4	2:54:35.492
35	1	3:52.170	35.796	1:28.625	1:47.749	298.0	2:58:27.662
36	1	4:33.011 B	37.426	1:36.433	2:19.152	252.8	3:03:00.673
37	2	8:15.416	5:00.778	1:29.584	1:45.054	295.6	3:11:16.089
38	2	3:43.971	35.043	1:27.404	1:41.524	298.8	3:15:00.060
39	2	3:39.934	34.388	1:25.711	1:39.835	297.2	3:18:39.994
40	2	3:46.722 B	34.751	1:25.021	1:46.950	299.7	3:22:26.716
41	2	15:56.748	...	1:29.631	1:45.462	277.4	3:38:23.464
42	2	4:05.644	44.345	1:28.954	1:52.345	287.7	3:42:29.108
43	2	3:41.160	34.468	1:25.310	1:41.382	298.8	3:46:10.268
44	2	3:49.647	36.021	1:28.707	1:44.919	302.2	3:49:59.915
45	2	3:39.914	34.423	1:25.250	1:40.241	297.2	3:53:39.829
46	2	3:43.398	34.548	1:25.808	1:43.042	298.8	3:57:23.227
47	2	3:50.678 B	35.487	1:26.570	1:48.621	299.7	4:01:13.905
48	2	2:09:33.560 B	...	1:28.792	1:57.630	297.2	6:10:47.465
49	2	13:48.703	...	1:27.255	1:43.897	276.7	6:24:36.168
50	2	4:03.381 B	35.109	1:33.542	1:54.730	297.2	6:28:39.549
51	2	27:44.734	...	1:27.070	1:42.250	279.5	6:56:24.283
52	2	3:42.195	35.110	1:25.877	1:41.208	298.8	7:00:06.478
53	2	3:42.502	35.191	1:26.221	1:41.090	302.2	7:03:48.980
54	2	3:43.516	35.627	1:25.640	1:42.249	300.5	7:07:32.496
55	2	3:42.690	35.277	1:25.336	1:42.077	303.9	7:11:15.186
56	2	3:44.197	36.420	1:25.550	1:42.227	303.0	7:14:59.383
57	2	3:44.577	35.977	1:26.846	1:41.754	300.5	7:18:43.960
58	2	3:43.063	34.507	1:26.305	1:42.251	301.3	7:22:27.023
59	2	3:52.577 B	37.032	1:26.410	1:49.135	300.5	7:26:19.600
60	3	6:23.438	3:07.174	1:28.521	1:47.743	284.7	7:32:43.038
61	3	4:01.679	48.555	1:28.490	1:44.634	296.4	7:36:44.717
62	3	3:48.809	35.273	1:29.502	1:44.034	298.8	7:40:33.526
63	3	3:51.622	35.570	1:27.499	1:48.553	299.7	7:44:25.148
64	3	3:51.322	37.149	1:29.304	1:44.869	294.8	7:48:16.470
65	3	3:46.361	36.161	1:26.625	1:43.575	298.0	7:52:02.831
66	3	5:13.805 B	35.323	1:27.914	3:10.568	299.7	7:57:16.636
67	1	6:17.667	3:03.448	1:28.822	1:45.397	297.2	8:03:34.303
68	1	4:04.822	37.382	1:27.523	1:59.917	298.0	8:07:39.125
69	1	5:45.617 B	51.551	1:57.113	2:56.953	187.5	8:13:24.742
70	1	18:55.254 B	...	2:29.694	4:41.023	293.2	8:32:19.996

25 **Algarve Pro Racing** — LIGIER JS P2 - NISSAN — LMP2

1.Michael MUNEMANN, 2.Chris HOY, 3.Andrea PIZZITOLA

Lap	D	Time	Sector 1	Sector 2	Sector 3	T. Spd	Elapsed
1	3	4:35.880	51.400	1:42.360	2:02.120	194.9	4:35.880
2	3	4:01.137	38.126	1:33.579	1:49.432	291.6	8:37.017
3	3	3:53.400	36.584	1:29.904	1:46.912	297.2	12:30.417
4	3	3:51.142	36.472	1:28.681	1:45.989	300.5	16:21.559
5	3	3:51.575	35.675	1:28.494	1:47.406	303.0	20:13.134
6	3	3:48.975	35.537	1:27.601	1:45.837	300.5	24:02.109
7	3	3:49.981	37.162	1:29.192	1:43.627	303.0	27:52.090
8	3	3:47.586	35.240	1:28.888	1:43.458	302.2	31:39.676
9	3	3:43.735	34.874	1:26.698	1:42.163	300.5	35:23.411
10	3	3:55.425 B	35.346	1:27.725	1:52.354	300.5	39:18.836
11	2	23:09.908	...	1:31.716	1:54.318	294.8	1:02:28.744
12	2	4:02.411	41.747	1:29.740	1:50.924	298.8	1:06:31.155
13	2	3:55.780	36.833	1:29.764	1:49.183	299.7	1:10:26.935
14	2	3:54.731	36.842	1:29.340	1:48.549	302.2	1:14:21.666
15	2	4:23.941	37.416	1:51.211	1:55.314	300.5	1:18:45.607
16	2	3:56.375	36.913	1:29.159	1:50.303	303.9	1:22:41.982
17	2	3:54.682	36.998	1:29.178	1:48.506	281.7	1:26:36.664
18	2	3:54.551	37.605	1:27.942	1:49.004	303.0	1:30:31.215

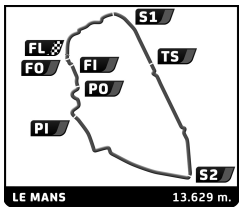

FIA WEC

Official Test 24 Hours of Le Mans

Official Test

Sector Analysis

Personal Best | Session Best | B Crossing the finish line in pit lane

Lap	D	Time	Sector 1	Sector 2	Sector 3	T. Spd	Elapsed
19	2	3:51.804	36.762	1:28.126	1:46.916	303.9	1:34:23.019
20	2	3:51.683	36.515	1:27.520	1:47.648	300.5	1:38:14.702
21	2	3:50.116	36.248	1:27.388	1:46.480	301.3	1:42:04.818
22	2	4:09.759 B	40.504	1:30.600	1:58.655	286.2	1:46:14.577
23	1	15:09.316 B	8:28.241	2:01.180	4:39.895	257.6	2:01:23.893
24	1	10:35.639	7:00.480	1:36.454	1:58.705	256.4	2:11:59.532
25	1	4:03.815	38.899	1:32.232	1:52.684	266.5	2:16:03.347
26	1	4:00.015	38.558	1:30.934	1:50.523	290.0	2:20:03.362
27	1	3:56.520	37.325	1:29.727	1:49.468	299.7	2:23:59.882
28	1	3:56.373	36.935	1:29.560	1:49.878	284.7	2:27:56.255
29	1	4:23.240	37.004	1:50.327	1:55.909	301.3	2:32:19.495
30	1	3:53.180	36.223	1:29.113	1:47.844	299.7	2:36:12.675
31	1	3:53.625	36.303	1:28.482	1:48.840	300.5	2:40:06.300
32	1	4:04.129 B	37.550	1:28.365	1:58.214	299.7	2:44:10.429
33	1	5:08.697	1:51.032	1:29.075	1:48.590	300.5	2:49:19.126
34	1	3:54.154	36.951	1:28.905	1:48.298	301.3	2:53:13.280
35	1	3:54.377	36.391	1:29.313	1:48.673	304.7	2:57:07.657
36	1	5:07.272 B	37.261	1:28.765	3:01.246	300.5	3:02:14.929
37	1	5:45.086	2:25.548	1:29.475	1:50.063	299.7	3:08:00.015
38	1	3:53.773	36.793	1:28.653	1:48.327	301.3	3:11:53.788
39	1	4:19.241	37.311	1:41.609	2:00.321	300.5	3:16:13.029
40	1	4:07.690 B	40.491	1:30.020	1:57.179	298.8	3:20:20.719
41	3	8:24.977	4:58.022	1:38.158	1:48.797	255.1	3:28:45.696
42	3	3:45.909	35.134	1:27.113	1:43.662	301.3	3:32:31.605
43	3	3:55.333 B	35.917	1:28.218	1:51.198	238.3	3:36:26.938
44	3	5:53.747	2:36.001	1:31.286	1:46.460	299.7	3:42:20.685
45	3	3:46.827	36.048	1:26.698	1:44.081	304.7	3:46:07.512
46	3	3:44.710	34.819	1:27.737	1:42.154	305.6	3:49:52.222
47	3	3:42.851	34.713	1:26.268	1:41.870	299.7	3:53:35.073
48	3	3:42.592	34.605	1:26.081	1:41.906	300.5	3:57:17.665
49	3	3:43.009	34.482	1:26.173	1:42.354	299.7	4:01:00.674
50	3	3:52.669 B	34.675	1:27.406	1:50.588	303.0	4:04:53.343
51	3	1:06:31.944	...	1:29.060	1:43.203	284.7	5:11:25.287
52	3	3:42.792	34.846	1:25.987	1:41.959	300.5	5:15:08.079
53	3	3:46.864	37.153	1:27.432	1:42.279	297.2	5:18:54.943
54	3	3:45.235	34.837	1:26.306	1:44.092	302.2	5:22:40.178
55	3	3:44.854	34.785	1:26.294	1:43.775	303.0	5:26:25.032
56	3	3:49.847 B	34.910	1:26.349	1:48.588	304.7	5:30:14.879
57	3	27:51.828	...	1:30.355	1:52.035	243.6	5:58:06.707
58	3	3:50.618	35.184	1:33.049	1:42.385	145.2	6:01:57.325
59	3	4:08.436	34.792	1:51.468	1:42.176	78.7	6:06:05.761
60	3	3:50.740 B	35.047	1:26.605	1:49.088	301.3	6:09:56.501
61	2	6:39.203	3:23.186	1:28.815	1:47.202	298.0	6:16:35.704
62	2	3:52.202	36.995	1:28.383	1:46.824	298.0	6:20:27.906
63	2	3:52.748	36.734	1:28.725	1:47.289	297.2	6:24:20.654
64	2	3:53.270	36.286	1:28.689	1:48.295	301.3	6:28:13.924
65	2	3:54.045	36.735	1:29.595	1:47.715	298.0	6:32:07.969
66	2	3:53.492	36.461	1:29.622	1:47.409	298.8	6:36:01.461
67	2	3:52.571	36.674	1:28.390	1:47.507	296.4	6:39:54.032
68	2	4:00.643 B	36.612	1:29.294	1:54.737	295.6	6:43:54.675
69	2	9:56.339	6:37.888	1:30.283	1:48.168	294.0	6:53:51.014
70	2	3:53.956	36.684	1:29.153	1:48.119	295.6	6:57:44.970
71	2	3:52.327	36.794	1:28.798	1:46.735	297.2	7:01:37.297
72	2	3:55.738	38.452	1:30.031	1:47.255	294.8	7:05:33.035
73	2	3:51.257	36.278	1:28.139	1:46.840	297.2	7:09:24.292
74	2	3:50.361	36.415	1:27.763	1:46.183	296.4	7:13:14.653
75	2	3:50.413	36.589	1:28.058	1:45.766	297.2	7:17:05.066
76	2	3:52.216	36.190	1:28.538	1:47.488	299.7	7:20:57.282
77	2	3:49.500	36.499	1:27.858	1:45.143	298.8	7:24:46.782
78	2	3:57.634 B	36.557	1:28.002	1:53.075	299.7	7:28:44.416
79	1	7:18.740	3:54.394	1:31.801	1:52.545	263.9	7:36:03.156
80	1	4:00.117	36.982	1:34.376	1:48.759	228.2	7:40:03.273
81	1	3:54.804	36.906	1:29.625	1:48.273	295.6	7:43:58.077
82	1	3:55.031	37.198	1:29.152	1:48.681	298.8	7:47:53.108
83	1	3:55.009	36.997	1:30.408	1:47.604	297.2	7:51:48.117
84	1	3:54.818	37.114	1:29.099	1:48.605	295.6	7:55:42.935
85	1	3:58.476	36.618	1:30.075	1:51.783	300.5	7:59:41.411
86	1	4:14.660 B	37.507	1:37.647	1:59.506	296.4	8:03:56.071
87	1	18:59.067	...	3:01.793	3:16.696	122.9	8:22:55.138
88	1	4:38.778 B	39.002	1:34.563	2:25.213	287.7	8:27:33.916

26 G-Drive Racing — Oreca 05 - Nissan — LMP2

1.Roman RUSINOV, 2.Will STEVENS, 3.René RAST, 4.Alex BRUNDLE

Lap	D	Time	Sector 1	Sector 2	Sector 3	T. Spd	Elapsed
1	3	36:00.323 B	...	2:12.115	2:45.663	204.1	36:00.323
2	3	44:00.145	...	1:47.458	1:52.895	244.8	1:20:00.468
3	3	3:45.284	35.640	1:26.580	1:43.064	304.7	1:23:45.752
4	3	3:43.168	35.201	1:26.215	1:41.752	301.3	1:27:28.920
5	3	3:41.262	34.512	1:25.272	1:41.478	301.3	1:31:10.182
6	3	3:39.291	34.238	1:25.134	1:39.919	303.9	1:34:49.473
7	3	3:52.714 B	35.374	1:26.118	1:51.222	302.2	1:38:42.187
8	2	22:35.540 B	...	1:59.224	4:34.823	260.7	2:01:17.727
9	2	10:07.952	6:40.980	1:33.563	1:53.409	278.8	2:11:25.679
10	2	3:52.241	36.543	1:29.345	1:46.353	302.2	2:15:17.920
11	2	3:48.673	35.479	1:29.319	1:43.875	303.0	2:19:06.593
12	2	3:45.515	35.033	1:27.337	1:43.145	302.2	2:22:52.108
13	2	3:44.611	34.770	1:26.699	1:43.142	300.5	2:26:36.719
14	2	3:44.465	34.531	1:26.701	1:43.233	303.9	2:30:21.184
15	2	4:12.580	34.471	1:47.310	1:50.799	304.7	2:34:33.764
16	2	3:41.110	34.239	1:25.295	1:41.576	303.0	2:38:14.874
17	2	3:48.889	36.006	1:26.556	1:46.327	295.6	2:42:03.763
18	2	3:49.362 B	34.265	1:25.534	1:49.563	301.3	2:45:53.125
19	4	36:10.197	...	1:29.106	1:46.659	299.7	3:22:03.322
20	4	3:44.436	34.753	1:25.856	1:43.827	300.5	3:25:47.758
21	4	3:45.807	34.600	1:28.180	1:43.027	306.5	3:29:33.565
22	4	3:47.469	35.925	1:27.039	1:44.505	301.3	3:33:21.034
23	4	3:41.931	34.544	1:25.758	1:41.629	302.2	3:37:02.965
24	4	3:40.419	34.670	1:25.274	1:40.475	302.2	3:40:43.384
25	4	3:49.558 B	34.678	1:25.223	1:49.657	302.2	3:44:32.942
26	3	7:45.473	4:37.392	1:26.418	1:41.663	300.5	3:52:18.415
27	3	3:40.592	34.605	1:25.500	1:40.487	303.9	3:55:59.007
28	3	3:41.697	34.167	1:25.292	1:42.238	300.5	3:59:40.704
29	3	3:46.642 B	34.137	1:24.671	1:47.834	303.9	4:03:27.346
30	3	1:05:31.118	...	1:27.063	1:41.314	295.6	5:08:58.464
31	3	3:41.158	34.435	1:25.179	1:41.544	300.5	5:12:39.622
32	3	3:39.106	34.310	1:25.077	1:39.719	298.8	5:16:18.728
33	3	3:38.685	34.341	1:24.399	1:39.945	302.2	5:19:57.413
34	3	3:49.332 B	34.453	1:26.413	1:48.466	303.0	5:23:46.745
35	3	9:49.192	6:41.367	1:26.148	1:41.677	303.0	5:33:35.937
36	3	3:39.896	34.256	1:24.754	1:40.886	303.9	5:37:15.833
37	3	6:17.347 B	36.864	2:09.663	3:30.820	239.9	5:43:33.180
38	3	25:23.704	...	1:28.581	1:42.785	215.9	6:08:56.884
39	3	3:41.430	33.927	1:24.594	1:42.909	303.0	6:12:38.314
40	3	3:37.503	33.911	1:24.532	1:39.060	303.9	6:16:15.817
41	3	3:48.676 B	34.060	1:24.656	1:49.960	301.3	6:20:04.493
42	1	8:50.545	5:12.662	1:45.716	1:52.167	303.9	6:28:55.038

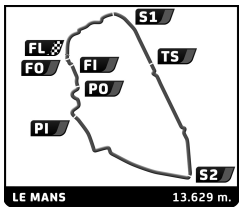

FIA WEC

Official Test 24 Hours of Le Mans

Official Test

Sector Analysis

Personal Best | Session Best | B Crossing the finish line in pit lane

Lap	D	Time	Sector 1	Sector 2	Sector 3	T. Spd	Elapsed
43	1	3:42.064	34.809	1:26.084	1:41.171	302.2	6:32:37.102
44	1	3:45.086	34.716	1:25.803	1:44.567	301.3	6:36:22.188
45	1	3:44.874	35.171	1:26.741	1:42.962	301.3	6:40:07.062
46	1	3:42.353	34.528	1:25.874	1:41.951	301.3	6:43:49.415
47	1	3:42.294	34.563	1:26.165	1:41.566	302.2	6:47:31.709
48	1	3:50.670 B	34.578	1:26.027	1:50.065	303.0	6:51:22.379
49	1	8:41.064	5:29.287	1:26.786	1:44.991	303.0	7:00:03.443
50	1	3:42.665	34.611	1:25.974	1:42.080	301.3	7:03:46.108
51	1	3:44.232	35.059	1:25.432	1:43.741	301.3	7:07:30.340
52	1	3:42.393	34.441	1:25.559	1:42.393	301.3	7:11:12.733
53	1	3:44.077	35.700	1:26.723	1:41.654	307.3	7:14:56.810
54	1	3:42.156	34.470	1:27.001	1:40.685	305.6	7:18:38.966
55	1	3:42.085	34.276	1:25.242	1:42.567	304.7	7:22:21.051
56	1	3:48.875 B	34.428	1:25.781	1:48.666	303.0	7:26:09.926
57	2	7:57.955	4:42.602	1:28.812	1:46.541	300.5	7:34:07.881
58	2	3:45.002	35.116	1:26.924	1:42.962	301.3	7:37:52.883
59	2	3:54.197	34.667	1:37.525	1:42.005	121.6	7:41:47.080
60	2	3:42.819	34.763	1:25.763	1:42.293	301.3	7:45:29.899
61	2	3:41.927	34.778	1:25.956	1:41.193	302.2	7:49:11.826
62	2	3:41.753	34.470	1:25.231	1:42.052	303.9	7:52:53.579
63	2	3:49.578	35.066	1:26.021	1:48.491	302.2	7:56:43.157
64	2	3:40.033	34.461	1:25.275	1:40.297	299.7	8:00:23.190
65	2	3:49.878 B	35.257	1:26.161	1:48.460	302.2	8:04:13.068
66	2	24:07.202 B	...	1:28.534	3:02.861	301.3	8:28:20.270

27 SMP Racing — BR01 - Nissan — LMP2
1.Nicolas MINASSIAN 2.Maurizio MEDIANI 3.Andreas WIRTH

Lap	D	Time	Sector 1	Sector 2	Sector 3	T. Spd	Elapsed
1	2	5:09.567 B	1:23.669	1:40.705	2:05.193	212.5	5:09.567
2	2	10:53.120	7:32.432	1:31.062	1:49.626	298.8	16:02.687
3	2	3:51.856	36.319	1:29.699	1:45.838	300.5	19:54.543
4	2	3:47.521	35.121	1:27.319	1:45.081	302.2	23:42.064
5	2	3:47.180	35.035	1:27.145	1:45.000	303.0	27:29.244
6	2	3:46.086	35.006	1:26.600	1:44.480	301.3	31:15.330
7	2	3:56.211 B	34.915	1:28.658	1:52.638	303.0	35:11.541
8	2	13:42.335	...	1:30.160	1:47.543	298.8	48:53.876
9	2	3:47.725	35.422	1:27.071	1:45.232	303.9	52:41.601
10	2	3:48.071	34.908	1:26.044	1:47.119	301.3	56:29.672
11	2	3:46.438	35.533	1:26.943	1:43.962	306.5	1:00:16.110
12	2	3:45.269	34.996	1:26.499	1:43.774	303.9	1:04:01.379
13	2	3:43.643	35.013	1:26.041	1:42.589	303.0	1:07:45.022
14	2	3:52.547 B	34.664	1:25.974	1:51.909	303.0	1:11:37.569
15	1	12:50.377	9:36.593	1:28.595	1:45.189	292.4	1:24:27.946
16	1	3:46.406	35.839	1:27.005	1:43.562	304.7	1:28:14.352
17	1	3:44.791	35.261	1:26.757	1:42.773	303.9	1:31:59.143
18	1	3:44.513	34.915	1:26.592	1:43.006	303.0	1:35:43.656
19	1	3:53.840 B	34.942	1:26.532	1:52.366	306.5	1:39:37.496
20	1	10:31.905	7:21.954	1:26.843	1:43.108	303.9	1:50:09.401
21	1	3:44.833	35.454	1:26.434	1:42.945	303.0	1:53:54.234
22	1	6:33.423 B	34.905	1:26.189	4:32.329	301.3	2:00:27.657
23	1	37:36.964	...	1:26.649	1:43.783	303.0	2:38:04.621
24	1	3:40.979	34.506	1:25.418	1:41.055	303.0	2:41:45.600
25	1	3:49.475 B	35.048	1:25.720	1:48.707	307.3	2:45:35.075
26	2	17:17.882	...	1:29.240	1:46.788	301.3	3:02:52.957
27	2	3:44.376	34.754	1:26.806	1:42.816	302.2	3:06:37.333
28	2	3:42.730	34.751	1:25.805	1:42.174	302.2	3:10:20.063
29	2	3:44.581	34.987	1:25.940	1:43.654	303.0	3:14:04.644
30	2	3:53.611 B	35.697	1:27.079	1:50.835	303.9	3:17:58.255
31	1	12:20.949	9:12.274	1:27.117	1:41.558	301.3	3:30:19.204
32	1	3:51.371	35.797	1:26.533	1:49.041	303.0	3:34:10.575
33	1	3:40.483	34.279	1:25.227	1:40.977	303.9	3:37:51.058
34	1	3:46.169	34.562	1:25.409	1:46.198	303.9	3:41:37.227
35	1	3:39.804	34.525	1:24.995	1:40.284	304.7	3:45:17.031
36	1	3:40.693	34.393	1:24.734	1:41.566	306.5	3:48:57.724
37	1	3:44.630	35.336	1:25.550	1:43.744	303.9	3:52:42.354
38	1	3:53.221 B	34.654	1:26.602	1:51.965	295.6	3:56:35.575
39	2	2:02:48.537	...	1:31.271	1:48.327	260.0	5:59:24.112
40	2	4:10.541	35.289	1:49.757	1:45.495	128.2	6:03:34.653
41	2	4:09.374	35.314	1:49.640	1:44.420	63.3	6:07:44.027
42	2	3:52.408 B	35.131	1:26.384	1:50.893	301.3	6:11:36.435
43	2	42:37.294	...	1:29.521	1:46.675	298.0	6:54:13.729
44	2	3:46.693	35.077	1:27.210	1:44.406	303.9	6:58:00.422
45	2	3:54.381 B	35.312	1:26.517	1:52.552	303.9	7:01:54.803
46	2	5:05.039	1:53.413	1:27.178	1:44.448	306.5	7:06:59.842
47	2	3:44.607	34.642	1:26.183	1:43.782	302.2	7:10:44.449
48	2	3:49.968	36.187	1:29.846	1:43.935	302.2	7:14:34.417
49	2	3:59.367 B	35.151	1:28.655	1:55.561	305.6	7:18:33.784
50	2	6:43.275	3:30.882	1:27.594	1:44.799	301.3	7:25:17.059
51	2	3:45.911	35.110	1:27.213	1:43.588	299.7	7:29:02.970
52	2	3:45.837	34.928	1:26.985	1:43.924	300.5	7:32:48.807
53	2	3:44.775	35.143	1:26.502	1:43.130	300.5	7:36:33.582
54	2	3:48.766	35.454	1:29.016	1:44.296	301.3	7:40:22.348
55	2	3:48.331	36.103	1:28.036	1:44.192	303.0	7:44:10.679
56	2	3:45.118	35.158	1:26.580	1:43.380	300.5	7:47:55.797
57	2	3:47.139	35.219	1:27.898	1:44.022	303.9	7:51:42.936
58	2	3:57.165 B	35.863	1:27.140	1:54.162	302.2	7:55:40.101
59	2	5:49.570	2:37.648	1:27.298	1:44.624	298.8	8:01:29.671
60	2	3:46.861	35.875	1:27.593	1:43.393	298.0	8:05:16.532
61	2	4:48.274 B	35.637	1:26.740	2:45.897	301.3	8:10:04.806

28 Pegasus Racing — Morgan - NISSAN — LMP2
1.Inès TAITTINGER 2.Rémy STRIEBIG 3.Léo ROUSSEL

Lap	D	Time	Sector 1	Sector 2	Sector 3	T. Spd	Elapsed
1	3	10:27.978 B	6:45.412	1:40.575	2:01.991	234.7	10:27.978
2	3	8:59.078	5:42.830	1:29.048	1:47.200	294.0	19:27.056
3	3	3:45.991	35.081	1:26.999	1:43.911	295.6	23:13.047
4	3	3:58.586 B	35.079	1:30.288	1:53.219	293.2	27:11.633
5	1	15:51.547	...	1:42.866	2:03.620	237.8	43:03.180
6	1	4:05.735	38.770	1:31.390	1:55.575	297.2	47:08.915
7	1	4:04.744	39.451	1:32.755	1:52.538	248.7	51:13.659
8	1	3:59.749	37.921	1:29.611	1:52.217	298.0	55:13.408
9	1	3:56.077	36.834	1:29.677	1:49.566	299.7	59:09.485
10	1	3:59.059	38.081	1:31.572	1:49.406	275.3	1:03:08.544
11	1	4:11.741 B	38.141	1:29.402	2:04.198	297.2	1:07:20.285
12	1	12:52.497	8:52.040	1:53.864	2:06.593	284.7	1:20:12.782
13	1	4:23.541 B	40.268	1:32.966	2:10.307	296.4	1:24:36.323
14	2	4:53.420	1:23.490	1:32.500	1:57.430	298.0	1:29:29.743
15	2	4:11.332	41.198	1:32.658	1:57.476	294.0	1:33:41.075
16	2	4:09.168	38.892	1:32.248	1:58.028	295.6	1:37:50.243
17	2	4:09.215	39.866	1:32.100	1:57.249	295.6	1:41:59.458
18	2	4:05.716	39.096	1:31.762	1:54.858	295.6	1:46:05.174
19	2	4:03.733	38.579	1:31.376	1:53.778	295.6	1:50:08.907
20	2	4:11.979 B	39.195	1:30.782	2:02.002	296.4	1:54:20.886
21	1	18:58.966	...	1:41.657	1:52.584	195.6	2:13:19.852
22	1	3:57.001	37.343	1:30.376	1:49.282	298.8	2:17:16.853
23	1	3:58.985	38.386	1:30.617	1:49.982	296.4	2:21:15.838

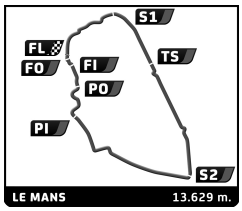

FIA WEC

Official Test 24 Hours of Le Mans

Official Test

Sector Analysis

Personal Best | Session Best | B Crossing the finish line in pit lane

Lap	D	Time	Sector 1	Sector 2	Sector 3	T. Spd	Elapsed
24	1	3:57.339	38.719	1:30.298	1:48.322	273.2	2:25:13.177
25	1	4:12.602 B	36.827	1:34.458	2:01.317	207.2	2:29:25.779
26	1	10:08.092	6:44.244	1:32.334	1:51.514	233.1	2:39:33.871
27	1	3:55.212	36.546	1:30.415	1:48.251	298.0	2:43:29.083
28	1	3:54.590	37.771	1:29.450	1:47.369	300.5	2:47:23.673
29	1	4:15.230 B	39.029	1:30.221	2:05.980	294.0	2:51:38.903
30	2	8:22.956	4:50.913	1:35.153	1:56.890	293.2	3:00:01.859
31	2	4:04.025	38.272	1:31.783	1:53.970	295.6	3:04:05.884
32	2	4:06.368	39.708	1:31.681	1:54.979	297.2	3:08:12.252
33	2	4:06.867	38.413	1:32.160	1:56.294	289.3	3:12:19.119
34	2	4:10.598	38.419	1:35.790	1:56.389	294.8	3:16:29.717
35	2	4:02.098	37.994	1:31.066	1:53.038	298.0	3:20:31.815
36	2	4:11.671 B	38.771	1:31.872	2:01.028	297.2	3:24:43.486
37	3	9:19.993	6:08.252	1:27.149	1:44.592	297.2	3:34:03.479
38	3	3:50.465 B	35.435	1:26.141	1:48.889	295.6	3:37:53.944
39	3	5:13.510	2:03.718	1:27.118	1:42.674	300.5	3:43:07.454
40	3	3:44.638	34.861	1:26.277	1:43.500	298.8	3:46:52.092
41	3	3:42.847	35.221	1:26.092	1:41.534	298.0	3:50:34.939
42	3	3:51.562 B	35.005	1:25.966	1:50.591	297.2	3:54:26.501
43	3	5:45.106 B	2:29.116	1:26.113	1:49.877	296.4	4:00:11.607
44	3	1:29:26.895	...	1:29.255	1:43.022	289.3	5:29:38.502
45	3	3:44.305	35.285	1:26.918	1:42.102	295.6	5:33:22.807
46	3	3:51.219 B	35.232	1:26.853	1:49.134	295.6	5:37:14.026
47	3	20:18.727	...	1:29.213	1:43.948	290.0	5:57:32.753
48	3	3:54.416 B	36.276	1:28.916	1:49.224	277.4	6:01:27.169
49	1	11:15.127	7:51.931	1:32.139	1:51.057	271.1	6:12:42.296
50	1	3:59.358	38.020	1:29.598	1:51.740	298.0	6:16:41.654
51	1	4:00.414	37.399	1:31.543	1:51.472	295.6	6:20:42.068
52	1	3:59.036	37.347	1:30.017	1:51.672	295.6	6:24:41.104
53	1	4:32.331	37.493	1:57.213	1:57.625	298.0	6:29:13.435
54	1	3:56.289	37.839	1:30.407	1:48.043	294.0	6:33:09.724
55	1	3:54.766	36.613	1:30.104	1:48.049	294.8	6:37:04.490
56	1	4:15.068 B	38.093	1:31.524	2:05.451	290.8	6:41:19.558
57	2	11:57.106	8:22.349	1:37.667	1:57.090	287.7	6:53:16.664
58	2	4:08.525	38.709	1:33.783	1:56.033	291.6	6:57:25.189
59	2	4:08.217	38.329	1:33.342	1:56.546	292.4	7:01:33.406
60	2	4:08.522	39.306	1:32.731	1:56.485	292.4	7:05:41.928
61	2	4:28.618	56.674	1:34.188	1:57.756	294.0	7:10:10.546
62	2	4:05.419	39.066	1:32.022	1:54.331	294.8	7:14:15.965
63	2	4:16.523 B	38.614	1:33.051	2:04.858	294.0	7:18:32.488
64	3	18:33.411	...	1:28.199	1:41.688	291.6	7:37:05.899
65	3	3:43.265	34.614	1:27.529	1:41.122	294.8	7:40:49.164
66	3	3:42.634	34.816	1:25.743	1:42.075	299.7	7:44:31.798
67	3	3:52.328 B	35.232	1:28.279	1:48.817	300.5	7:48:24.126
68	3	7:37.384	4:23.871	1:26.907	1:46.606	294.0	7:56:01.510
69	3	3:43.840	35.030	1:26.447	1:42.363	294.8	7:59:45.350
70	3	3:51.029 B	35.110	1:26.667	1:49.252	297.2	8:03:36.379
71	3	19:18.838	...	3:01.811	3:16.156	122.7	8:22:55.217
72	3	4:23.024 B	35.842	1:26.823	2:20.359	294.0	8:27:18.241

30 Extreme Speed Motorsports — LIGIER JS P2 - Nissan
1.Scott SHARP 2.Ed BROWN 3.Johannes VAN OVERBEEK — LMP2

Lap	D	Time	Sector 1	Sector 2	Sector 3	T. Spd	Elapsed
1	3	11:07.577 B	7:25.989	1:37.371	2:04.217	215.9	11:07.577
2	3	12:14.630	8:49.307	1:33.382	1:51.941	295.6	23:22.207
3	3	3:54.893	36.087	1:31.006	1:47.800	301.3	27:17.100
4	3	3:52.323	35.701	1:29.237	1:47.385	298.8	31:09.423
5	3	4:00.377 B	35.688	1:32.025	1:52.664	297.2	35:09.800
6	3	14:16.357	...	1:31.903	1:47.276	293.2	49:26.157
7	3	3:47.747	35.617	1:27.611	1:44.519	300.5	53:13.904
8	3	3:54.364 B	35.122	1:27.475	1:51.767	300.5	57:08.268
9	2	1:15:33.097	...	1:37.333	1:57.679	276.7	2:12:41.365
10	2	4:06.321	38.596	1:31.705	1:56.020	296.4	2:16:47.686
11	2	4:01.913	38.092	1:31.201	1:52.620	301.3	2:20:49.599
12	2	4:05.687	37.820	1:32.863	1:55.004	300.5	2:24:55.286
13	2	4:04.390	38.349	1:32.854	1:53.187	297.2	2:28:59.676
14	2	4:26.937	38.126	1:49.116	1:59.695	300.5	2:33:26.613
15	2	4:13.952 B	39.053	1:31.442	2:03.457	264.5	2:37:40.565
16	1	5:42.270	2:19.661	1:32.152	1:50.457	295.6	2:43:22.835
17	1	3:52.104	36.835	1:28.467	1:46.802	300.5	2:47:14.939
18	1	3:48.762	35.711	1:28.155	1:44.896	298.0	2:51:03.701
19	1	3:51.005	35.706	1:28.347	1:46.952	303.9	2:54:54.706
20	1	3:47.058	35.827	1:27.270	1:43.961	301.3	2:58:41.764
21	1	3:58.908 B	35.286	1:27.135	1:56.487	299.7	3:02:40.672
22	2	8:23.175	4:57.881	1:33.250	1:52.044	292.4	3:11:03.847
23	2	6:38.613 B	1:29.818	2:14.081	2:54.714	137.8	3:17:42.460
24	2	14:22.309	...	1:32.224	1:50.318	294.8	3:32:04.769
25	2	4:00.527	37.786	1:30.979	1:51.762	301.3	3:36:05.296
26	2	3:57.002	37.702	1:30.359	1:48.941	303.0	3:40:02.298
27	2	3:57.893	37.646	1:29.702	1:50.545	299.7	3:44:00.191
28	2	4:07.532 B	37.490	1:29.838	2:00.204	298.0	3:48:07.723
29	1	5:50.569	2:34.340	1:29.129	1:47.100	299.7	3:53:58.292
30	1	3:47.820	35.894	1:27.798	1:44.128	298.0	3:57:46.112
31	1	3:45.813	35.239	1:27.138	1:43.436	299.7	4:01:31.925
32	1	4:01.297 B	35.943	1:27.542	1:57.812	298.8	4:05:33.222
33	2	1:07:56.256	...	1:34.544	1:51.954	290.8	5:13:29.478
34	2	3:59.348	38.165	1:31.250	1:49.933	297.2	5:17:28.826
35	2	3:58.939	39.303	1:30.707	1:48.929	299.7	5:21:27.765
36	2	3:58.356	37.249	1:31.060	1:50.047	298.0	5:25:26.121
37	2	3:56.131	37.087	1:30.307	1:48.737	298.8	5:29:22.252
38	2	3:57.791	37.801	1:31.272	1:48.718	298.8	5:33:20.043
39	2	4:00.284	37.222	1:31.791	1:51.271	298.0	5:37:20.327
40	2	6:18.801 B	55.661	1:53.804	3:29.336	197.8	5:43:39.128
41	1	14:02.339	...	1:28.695	1:42.927	303.9	5:57:41.467
42	1	3:45.507	35.300	1:28.484	1:41.723	233.7	6:01:26.974
43	1	4:17.364 B	35.236	1:47.473	1:54.655	77.3	6:05:44.338
44	1	11:11.288	8:01.666	1:27.178	1:42.444	301.3	6:16:55.626
45	1	3:44.902	34.984	1:26.069	1:43.849	301.3	6:20:40.528
46	1	3:44.217	35.068	1:26.168	1:42.981	301.3	6:24:24.745
47	1	3:57.613 B	34.902	1:26.713	1:55.998	303.0	6:28:22.358
48	2	17:15.460	...	1:31.444	1:49.613	295.6	6:45:37.818
49	2	3:56.468	37.385	1:29.722	1:49.361	298.8	6:49:34.286
50	2	3:56.484	37.359	1:30.417	1:48.708	298.0	6:53:30.770
51	2	3:58.186	37.099	1:29.988	1:51.099	300.5	6:57:28.956
52	2	3:59.709	37.922	1:30.448	1:51.339	297.2	7:01:28.665
53	2	3:57.715	37.471	1:31.630	1:48.614	290.8	7:05:26.380
54	2	4:19.276 B	36.505	1:29.591	2:13.180	296.4	7:09:45.656
55	2	8:44.254	5:21.765	1:31.441	1:51.048	297.2	7:18:29.910
56	2	3:55.154	36.793	1:28.465	1:49.896	299.7	7:22:25.064
57	2	4:01.491	39.116	1:30.791	1:51.584	298.0	7:26:26.555
58	2	3:53.172	36.740	1:29.359	1:47.073	298.0	7:30:19.727
59	2	4:08.521 B	37.035	1:31.507	1:59.979	288.5	7:34:28.248
60	3	17:08.291	...	1:28.437	1:45.103	298.8	7:51:36.539
61	3	3:47.101	35.441	1:27.767	1:43.893	299.7	7:55:23.640
62	3	3:45.600	35.943	1:26.874	1:42.783	298.8	7:59:09.240
63	3	3:45.370	35.252	1:27.048	1:43.070	306.5	8:02:54.610

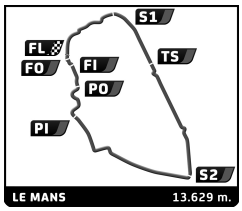

FIA WEC

Official Test 24 Hours of Le Mans

Official Test

Sector Analysis

Personal Best | Session Best | **B** Crossing the finish line in pit lane

Lap	D	Time	Sector 1	Sector 2	Sector 3	T. Spd	Elapsed
64	3	3:44.193	34.913	1:26.009	1:43.271	302.2	8:06:38.803
65	3	6:27.592 B	35.017	2:22.540	3:30.035	204.1	8:13:06.395
66	3	15:47.103 B	...	1:30.521	3:26.123	294.8	8:28:53.498

31 Extreme Speed Motorsports — LIGIER JS P2 - Nissan — LMP2
1.Luis Felipe DERANI
2.Christopher CUMMING

Lap	D	Time	Sector 1	Sector 2	Sector 3	T. Spd	Elapsed
1	2	17:32.420 B	...	1:34.605	2:03.749	283.2	17:32.420
2	2	37:44.330	...	1:29.841	1:48.202	298.0	55:16.750
3	2	3:55.984	36.359	1:28.707	1:50.918	298.8	59:12.734
4	2	3:50.594	35.898	1:29.191	1:45.505	298.8	1:03:03.328
5	2	3:54.350 B	35.862	1:27.412	1:51.076	302.2	1:06:57.678
6	2	18:08.719	...	1:28.762	1:46.437	298.0	1:25:06.397
7	2	3:47.434	35.457	1:27.864	1:44.113	299.7	1:28:53.831
8	2	3:46.071	35.609	1:26.967	1:43.495	298.8	1:32:39.902
9	2	3:45.883	35.072	1:27.562	1:43.249	298.8	1:36:25.785
10	2	3:54.723 B	34.954	1:26.455	1:53.314	300.5	1:40:20.508
11	1	12:56.467	9:40.078	1:29.385	1:47.004	298.8	1:53:16.975
12	1	5:26.349 B	35.247	1:27.536	3:23.566	298.0	1:58:43.324
13	1	15:33.353	...	1:29.438	1:46.115	292.4	2:14:16.677
14	1	3:44.418	35.126	1:26.497	1:42.795	298.8	2:18:01.095
15	1	3:56.481 B	34.592	1:26.941	1:54.948	302.2	2:21:57.576
16	2	13:17.019	9:59.334	1:31.322	1:46.363	295.6	2:35:14.595
17	2	3:51.810	37.020	1:27.405	1:47.385	301.3	2:39:06.405
18	2	3:58.104 B	36.937	1:27.727	1:53.440	301.3	2:43:04.509
19	2	14:07.828	...	1:28.656	1:48.105	299.7	2:57:12.337
20	2	3:53.554	37.067	1:29.025	1:47.462	300.5	3:01:05.891
21	2	3:50.210	35.872	1:28.298	1:46.040	298.8	3:04:56.101
22	2	4:05.449 B	36.955	1:29.029	1:59.465	302.2	3:09:01.550
23	1	14:54.221	...	1:30.821	1:46.618	290.0	3:23:55.771
24	1	3:50.854	35.357	1:26.906	1:48.591	296.4	3:27:46.625
25	1	3:53.755	34.788	1:35.239	1:43.728	301.3	3:31:40.380
26	1	3:44.730	34.743	1:25.775	1:44.212	302.2	3:35:25.110
27	1	3:42.555	34.518	1:25.474	1:42.563	300.5	3:39:07.665
28	1	3:49.198 B	35.164	1:25.941	1:48.093	301.3	3:42:56.863
29	1	1:38:04.284	...	1:29.648	1:45.021	294.0	5:21:01.147
30	1	3:43.902	34.678	1:26.578	1:42.646	294.8	5:24:45.049
31	1	3:41.634	35.005	1:25.775	1:40.854	299.7	5:28:26.683
32	1	3:40.843	34.462	1:25.429	1:40.952	301.3	5:32:07.526
33	1	3:54.314 B	35.327	1:25.462	1:53.525	302.2	5:36:01.840
34	2	23:45.034	...	1:30.467	1:46.192	289.3	5:59:46.874
35	2	4:19.229	36.802	1:57.062	1:45.365	78.3	6:04:06.103
36	2	4:25.278	37.827	1:59.014	1:48.437	77.9	6:08:31.381
37	2	3:51.707	37.154	1:29.180	1:45.373	294.8	6:12:23.088
38	2	3:56.565 B	36.294	1:28.223	1:52.048	296.4	6:16:19.653
39	2	19:03.201	...	1:28.182	1:44.459	297.2	6:35:22.854
40	2	3:47.934	36.333	1:26.830	1:44.771	298.0	6:39:10.788
41	2	3:46.584	35.327	1:27.118	1:44.139	296.4	6:42:57.372
42	2	3:48.409	35.357	1:27.373	1:45.679	298.0	6:46:45.781
43	2	3:46.886	35.446	1:26.436	1:45.004	301.3	6:50:32.667
44	2	3:46.488	35.397	1:27.192	1:43.899	300.5	6:54:19.155
45	2	3:55.549 B	35.384	1:27.272	1:52.893	298.0	6:58:14.704
46	1	6:10.538	2:59.974	1:27.923	1:42.641	301.3	7:04:25.242
47	1	3:42.122	34.767	1:25.945	1:41.410	298.8	7:08:07.364
48	1	3:42.012	34.462	1:26.645	1:40.905	302.2	7:11:49.376
49	1	3:40.239	34.587	1:25.505	1:40.147	297.2	7:15:29.615
50	1	3:51.806 B	34.932	1:25.876	1:50.998	299.7	7:19:21.421
51	1	1:11:02.466 B	...	1:28.663	4:22.208	291.6	8:30:23.887

33 Eurasia Motorsport — Oreca 05 - NISSAN — LMP2
1.Junjin PU
2.Tristan GOMMENDY
3.Nico Pieter DE BRUIJN

Lap	D	Time	Sector 1	Sector 2	Sector 3	T. Spd	Elapsed
1	2	4:17.666 B	50.961	1:32.032	1:54.673	284.7	4:17.666
2	2	11:15.403	8:03.767	1:28.208	1:43.428	298.0	15:33.069
3	2	3:42.548	35.028	1:26.417	1:41.103	300.5	19:15.617
4	2	3:50.910 B	34.564	1:25.688	1:50.658	303.0	23:06.527
5	2	10:00.952	6:51.512	1:27.874	1:41.566	298.8	33:07.479
6	2	3:41.474	34.578	1:24.759	1:42.137	305.6	36:48.953
7	2	4:13.783 B	55.336	1:26.061	1:52.386	303.0	41:02.736
8	3	10:57.507	7:39.362	1:29.430	1:48.715	274.6	52:00.243
9	3	3:51.081	37.521	1:27.608	1:45.952	295.6	55:51.324
10	3	3:46.376	34.919	1:27.341	1:44.116	280.3	59:37.700
11	3	3:43.681	34.722	1:25.832	1:43.127	300.5	1:03:21.381
12	3	3:45.741	35.103	1:26.551	1:44.087	269.1	1:07:07.122
13	3	3:44.470	34.720	1:25.498	1:44.252	300.5	1:10:51.592
14	3	3:55.702 B	35.507	1:27.793	1:52.402	287.7	1:14:47.294
15	1	13:04.298	9:25.107	1:39.994	1:59.197	276.0	1:27:51.592
16	1	3:54.216	37.498	1:28.295	1:48.423	299.7	1:31:45.808
17	1	3:51.687	36.374	1:28.391	1:46.922	301.3	1:35:37.495
18	1	3:52.330	37.990	1:28.062	1:46.278	302.2	1:39:29.825
19	1	4:02.115 B	35.871	1:26.745	1:59.499	303.9	1:43:31.940
20	3	7:53.962	4:38.543	1:27.573	1:47.846	299.7	1:51:25.902
21	3	3:52.530	34.748	1:26.421	1:51.361	304.7	1:55:18.432
22	3	9:01.359 B	34.546	3:50.573	4:36.240	79.1	2:04:19.791
23	1	9:28.273	5:02.182	2:32.069	1:54.022	258.2	2:13:48.064
24	1	3:55.447	36.230	1:29.344	1:49.873	298.8	2:17:43.511
25	1	3:52.356	36.465	1:28.754	1:47.137	283.9	2:21:35.867
26	1	3:49.733	35.723	1:27.846	1:46.164	303.0	2:25:25.600
27	1	3:50.161	36.051	1:29.129	1:44.981	296.4	2:29:15.761
28	1	4:25.938	35.966	1:54.699	1:55.273	300.5	2:33:41.699
29	1	3:53.908	36.022	1:28.062	1:49.824	294.0	2:37:35.607
30	1	3:47.566	35.658	1:27.300	1:44.608	303.9	2:41:23.173
31	1	3:56.714 B	35.258	1:26.661	1:54.795	301.3	2:45:19.887
32	2	13:52.540	...	1:28.442	1:45.675	240.4	2:59:12.427
33	2	3:40.791	35.175	1:24.931	1:40.685	302.2	3:02:53.218
34	2	3:40.500	34.932	1:25.468	1:40.100	303.9	3:06:33.718
35	2	3:37.543	33.976	1:24.187	1:39.380	302.2	3:10:11.261
36	2	3:50.763 B	36.166	1:25.084	1:49.513	302.2	3:14:02.024
37	3	14:01.889	...	1:27.916	1:44.189	292.4	3:28:03.913
38	3	3:46.700	34.946	1:26.021	1:45.733	303.0	3:31:50.613
39	3	3:44.626	34.571	1:25.234	1:44.821	303.0	3:35:35.239
40	3	3:41.778	34.298	1:24.840	1:42.640	303.0	3:39:17.017
41	3	3:54.811 B	34.664	1:26.091	1:54.056	299.7	3:43:11.828
42	1	5:45.624	2:29.151	1:29.966	1:46.507	290.0	3:48:57.452
43	1	3:54.167	36.674	1:31.983	1:45.510	276.0	3:52:51.619
44	1	4:01.461 B	35.414	1:27.705	1:58.342	300.5	3:56:53.080
45	1	4:29.174	1:04.400	1:37.210	1:47.564	290.0	4:01:22.254
46	1	4:30.771 B	41.853	1:35.931	2:12.987	232.6	4:05:53.025
47	1	1:52:05.760	...	1:31.007	1:47.107	300.5	5:57:58.785
48	1	4:03.296	39.737	1:38.001	1:45.558	149.2	6:02:02.081
49	1	4:16.985	35.835	1:54.726	1:46.424	77.7	6:06:19.066
50	1	3:50.904	35.922	1:28.142	1:46.840	291.6	6:10:09.970
51	1	3:50.151	36.968	1:27.484	1:45.699	305.6	6:14:00.121
52	1	3:50.264	36.165	1:28.125	1:45.974	306.5	6:17:50.385
53	1	3:50.030	37.479	1:27.350	1:45.201	302.2	6:21:40.415
54	1	13:53.096 B	35.852	1:27.870	...	283.2	6:35:33.511

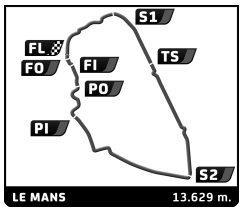

FIA WEC

Official Test 24 Hours of Le Mans

Official Test

Sector Analysis

Personal Best | Session Best | B Crossing the finish line in pit lane

Lap	D	Time	Sector 1	Sector 2	Sector 3	T. Spd	Elapsed
55	2	21:04.809	...	1:26.380	1:41.821	299.7	6:56:38.320
56	2	3:38.979	34.377	1:25.106	1:39.496	307.3	7:00:17.299
57	2	3:38.912	34.299	1:24.333	1:40.280	303.9	7:03:56.211
58	2	3:55.637 B	36.760	1:25.553	1:53.324	306.5	7:07:51.848
59	2	5:49.145	2:42.790	1:25.477	1:40.878	302.2	7:13:40.993
60	2	3:38.203	34.216	1:24.530	1:39.457	303.0	7:17:19.196
61	2	3:38.216	34.504	1:24.256	1:39.456	302.2	7:20:57.412
62	2	3:37.900	34.515	1:24.310	1:39.075	303.9	7:24:35.312
63	2	3:36.690	34.150	1:23.751	1:38.789	303.0	7:28:12.002
64	2	3:50.719 B	34.453	1:25.830	1:50.436	299.7	7:32:02.721
65	3	5:27.824	2:16.871	1:26.727	1:44.226	301.3	7:37:30.545
66	3	3:46.070	35.020	1:28.462	1:42.588	287.7	7:41:16.615
67	3	3:42.875	34.738	1:25.555	1:42.582	301.3	7:44:59.490
68	3	3:45.342	35.327	1:27.038	1:42.977	292.4	7:48:44.832
69	3	3:46.073	34.762	1:26.989	1:44.322	269.1	7:52:30.905
70	3	3:45.955	34.546	1:25.341	1:46.068	301.3	7:56:16.860
71	3	3:49.505 B	34.681	1:25.513	1:49.311	300.5	8:00:06.365
72	1	5:32.110	2:15.918	1:29.279	1:46.913	299.7	8:05:38.475
73	1	4:54.295 B	35.792	1:31.533	2:46.970	298.8	8:10:32.770
74	1	18:26.635 B	...	1:28.835	3:30.938	298.8	8:28:59.405

34 Race Performance

Oreca 03R - JUDD
LMP2

1.Nicolas LEUTWILER
2.Shinji NAKANO
3.James WINSLOW
4.Dean KOUTSOUMIDIS

Lap	D	Time	Sector 1	Sector 2	Sector 3	T. Spd	Elapsed
1	2	11:10.630	7:03.146	1:51.503	2:15.981	149.0	11:10.630
2	2	3:59.246	39.197	1:31.927	1:48.122	273.2	15:09.876
3	2	3:52.770	37.322	1:29.455	1:45.993	301.3	19:02.646
4	2	3:51.032	37.484	1:28.375	1:45.173	298.8	22:53.678
5	2	3:47.676	35.977	1:27.415	1:44.284	297.2	26:41.354
6	2	3:48.473	35.699	1:27.151	1:45.623	296.4	30:29.827
7	2	3:50.969	35.646	1:29.048	1:46.275	257.6	34:20.796
8	2	3:46.744	35.373	1:27.447	1:43.924	296.4	38:07.540
9	2	4:22.849	1:08.054	1:30.686	1:44.109	289.3	42:30.389
10	2	3:45.741	35.152	1:27.808	1:42.781	301.3	46:16.130
11	2	3:57.172 B	35.276	1:28.251	1:53.645	298.0	50:13.302
12	1	11:29.628	8:03.983	1:32.941	1:52.704	285.4	1:01:42.930
13	1	3:55.614	37.182	1:28.908	1:49.524	298.8	1:05:38.544
14	1	3:54.324	37.526	1:28.766	1:48.032	299.7	1:09:32.868
15	1	3:56.039	36.776	1:31.587	1:47.676	288.5	1:13:28.907
16	1	4:27.376 B	36.800	1:44.051	2:06.525	295.6	1:17:56.283
17	1	15:38.488	...	1:33.690	1:49.379	244.8	1:33:34.771
18	1	3:53.323	36.582	1:30.218	1:46.523	299.7	1:37:28.094
19	1	3:50.548	36.141	1:28.622	1:45.785	298.0	1:41:18.642
20	1	3:49.372	36.014	1:28.142	1:45.216	295.6	1:45:08.014
21	1	3:49.235	35.859	1:28.204	1:45.172	295.6	1:48:57.249
22	1	3:57.220 B	35.875	1:27.663	1:53.682	297.2	1:52:54.469
23	3	19:05.803	...	1:35.353	1:56.884	247.6	2:12:00.272
24	3	3:59.235	38.388	1:30.308	1:50.539	293.2	2:15:59.507
25	3	4:01.764	37.154	1:33.885	1:50.725	297.2	2:20:01.271
26	3	4:01.035 B	36.425	1:29.155	1:55.455	292.4	2:24:02.306
27	3	8:41.688 B	4:46.305	1:50.419	2:04.964	292.4	2:32:43.994
28	3	16:32.201	...	1:30.071	1:48.068	292.4	2:49:16.195
29	3	3:52.907	35.973	1:28.628	1:48.306	298.8	2:53:09.102
30	3	3:53.091	35.909	1:29.726	1:47.456	296.4	2:57:02.193
31	3	3:49.698	35.432	1:27.800	1:46.466	295.6	3:00:51.891
32	3	3:47.898	35.571	1:27.495	1:44.832	297.2	3:04:39.789
33	3	4:01.916 B	35.769	1:29.011	1:57.136	294.8	3:08:41.705
34	4	12:05.313	8:18.129	1:41.009	2:06.175	255.7	3:20:47.018
35	4	4:21.319	42.150	1:36.773	2:02.396	247.6	3:25:08.337
36	4	4:19.902	41.459	1:35.876	2:02.567	262.6	3:29:28.239
37	4	4:45.299 B	41.439	1:36.794	2:27.066	265.8	3:34:13.538
38	2	1:36:57.189	...	1:30.139	1:45.743	294.0	5:11:10.727
39	2	3:47.688	35.797	1:27.727	1:44.164	298.0	5:14:58.415
40	2	3:46.651	35.726	1:27.610	1:43.315	296.4	5:18:45.066
41	2	3:51.883	39.331	1:27.818	1:44.734	297.2	5:22:36.949
42	2	3:54.543 B	35.618	1:27.540	1:51.385	299.7	5:26:31.492
43	2	11:19.124	8:03.573	1:29.346	1:46.205	291.6	5:37:50.616
44	2	5:49.705 B	43.467	1:42.491	3:23.747	220.8	5:43:40.321
45	2	15:19.432	...	1:29.095	1:44.631	268.4	5:58:59.753
46	2	4:05.956	35.444	1:46.750	1:43.762	72.0	6:03:05.709
47	2	4:09.928	35.311	1:50.109	1:44.508	76.0	6:07:15.637
48	2	3:47.003	36.190	1:27.037	1:43.776	296.4	6:11:02.640
49	2	3:45.455	35.323	1:26.743	1:43.389	296.4	6:14:48.095
50	2	3:59.348 B	35.941	1:26.874	1:56.533	297.2	6:18:47.443
51	1	8:33.477	5:13.610	1:31.630	1:48.237	292.4	6:27:20.920
52	1	4:28.280	36.374	2:04.650	1:47.256	296.4	6:31:49.200
53	1	3:50.588	36.012	1:27.734	1:46.842	294.8	6:35:39.788
54	1	3:48.946	36.110	1:28.003	1:44.833	295.6	6:39:28.734
55	1	3:50.241	36.233	1:29.723	1:44.285	298.8	6:43:18.975
56	1	3:47.677	36.234	1:27.635	1:43.808	294.8	6:47:06.652
57	1	3:49.022	37.305	1:27.563	1:44.154	298.0	6:50:55.674
58	1	3:47.893	35.943	1:27.411	1:44.539	296.4	6:54:43.567
59	1	4:05.699 B	36.779	1:29.955	1:58.965	298.8	6:58:49.266
60	4	7:14.410	3:25.057	1:41.121	2:08.232	240.9	7:06:03.676
61	4	4:22.860	41.410	1:39.087	2:02.363	230.7	7:10:26.536
62	4	4:19.830	42.215	1:36.500	2:01.115	271.1	7:14:46.366
63	4	4:16.494	41.404	1:36.259	1:58.831	273.9	7:19:02.860
64	4	4:13.868	41.000	1:35.191	1:57.677	270.4	7:23:16.728
65	4	4:12.863	40.202	1:34.786	1:57.875	287.7	7:27:29.591
66	4	4:08.487	39.102	1:33.867	1:55.518	286.2	7:31:38.078
67	4	4:06.543	39.472	1:32.689	1:54.382	292.4	7:35:44.621
68	4	7:02.887	38.634	4:20.599	2:03.654	290.8	7:42:47.508
69	4	4:10.812	39.520	1:33.908	1:57.384	249.3	7:46:58.320
70	4	4:27.135 B	40.640	1:34.416	2:12.079	277.4	7:51:25.455
71	3	7:59.926	4:35.339	1:33.059	1:51.528	287.7	7:59:25.381
72	3	4:03.060	37.281	1:31.576	1:54.203	266.5	8:03:28.441
73	3	4:15.329 B	37.988	1:29.952	2:07.389	289.3	8:07:43.770
74	3	22:25.568 B	...	1:29.836	4:05.546	280.3	8:30:09.338

35 Baxi DC Racing Alpine

Alpine A460 - Nissan
LMP2

1.David CHENG
2.Ho-Pin TUNG
3.Nelson PANCIATICI

Lap	D	Time	Sector 1	Sector 2	Sector 3	T. Spd	Elapsed
1	1	5:22.038	1:34.848	1:39.257	2:07.933	225.8	5:22.038
2	1	4:10.391	42.515	1:32.770	1:55.106	299.7	9:32.429
3	1	4:03.300	39.711	1:30.931	1:52.658	302.2	13:35.729
4	1	4:00.438	37.982	1:30.119	1:52.337	300.5	17:36.167
5	1	3:54.624	37.805	1:29.331	1:47.488	304.7	21:30.791
6	1	3:53.652	36.989	1:28.279	1:48.384	303.0	25:24.443
7	1	3:49.968	36.460	1:28.264	1:45.244	302.2	29:14.411
8	1	3:47.340	35.702	1:27.626	1:44.012	302.2	33:01.751
9	1	3:48.784	35.797	1:27.952	1:45.035	303.9	36:50.535
10	1	4:23.600	1:05.432	1:32.654	1:45.514	298.8	41:14.135
11	1	3:56.846 B	35.659	1:26.805	1:54.382	302.2	45:10.981
12	3	26:54.386	...	1:31.666	1:50.445	279.5	1:12:05.367
13	3	4:13.083 B	35.275	1:38.378	1:59.430	304.7	1:16:18.450
14	3	10:29.621	7:15.182	1:28.224	1:46.215	298.8	1:26:48.071

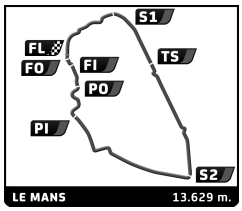

FIA WEC

Official Test 24 Hours of Le Mans

Official Test

Sector Analysis

Personal Best | Session Best | **B** Crossing the finish line in pit lane

Lap	D	Time	Sector 1	Sector 2	Sector 3	T. Spd	Elapsed
15	3	3:44.919	34.521	1:27.308	1:43.090	305.6	1:30:32.990
16	3	3:41.468	34.834	1:25.919	1:40.715	303.9	1:34:14.458
17	3	3:51.765	36.928	1:27.784	1:47.053	303.0	1:38:06.223
18	3	3:58.504 B	34.289	1:26.751	1:57.464	303.9	1:42:04.727
19	3	6:39.151	3:26.158	1:27.611	1:45.382	299.7	1:48:43.878
20	3	3:40.199	34.339	1:25.259	1:40.601	302.2	1:52:24.077
21	3	4:02.888 B	36.177	1:27.154	1:59.557	297.2	1:56:26.965
22	2	19:33.321	...	1:27.300	1:45.154	301.3	2:16:00.286
23	2	3:40.481	34.533	1:25.200	1:40.748	301.3	2:19:40.767
24	2	3:43.085	35.926	1:25.936	1:41.223	300.5	2:23:23.852
25	2	3:39.616	34.096	1:24.976	1:40.544	302.2	2:27:03.468
26	2	3:53.463 B	35.198	1:27.482	1:50.783	303.9	2:30:56.931
27	2	10:14.957	7:06.409	1:25.785	1:42.763	301.3	2:41:11.888
28	2	3:42.681	34.515	1:25.178	1:42.988	303.0	2:44:54.569
29	2	3:50.240 B	34.595	1:27.105	1:48.540	301.3	2:48:44.809
30	2	17:26.734	...	1:25.926	1:47.121	301.3	3:06:11.543
31	2	3:39.298	34.099	1:25.091	1:40.108	302.2	3:09:50.841
32	2	3:51.886 B	34.576	1:26.253	1:51.057	310.0	3:13:42.727
33	1	5:57.431	2:41.909	1:28.765	1:46.757	299.7	3:19:40.158
34	1	3:49.266	36.082	1:28.239	1:44.945	304.7	3:23:29.424
35	1	3:47.291	35.610	1:27.620	1:44.061	307.3	3:27:16.715
36	1	3:46.271	35.746	1:26.587	1:43.938	303.0	3:31:02.986
37	1	3:47.332	35.393	1:26.767	1:45.172	301.3	3:34:50.318
38	1	3:46.527	35.629	1:26.545	1:44.353	301.3	3:38:36.845
39	1	3:47.098	35.831	1:26.748	1:44.519	303.9	3:42:23.943
40	1	3:45.851	35.424	1:26.491	1:43.936	305.6	3:46:09.794
41	1	3:58.784 B	36.144	1:27.648	1:54.992	304.7	3:50:08.578
42	1	1:44:00.084	...	1:36.709	1:46.861	294.0	5:34:08.662
43	1	3:46.789	35.496	1:27.105	1:44.188	300.5	5:37:55.451
44	1	5:40.947	41.360	1:40.770	3:18.817	259.4	5:43:36.398
45	1	7:25.803	1:20.041	2:47.918	3:17.844	126.5	5:51:02.201
46	1	5:07.700	1:02.798	2:15.746	1:49.156	122.5	5:56:09.901
47	1	4:00.589 B	37.361	1:28.118	1:55.110	303.0	6:00:10.490
48	1	11:56.963	8:43.525	1:28.424	1:45.014	298.0	6:12:07.453
49	1	3:45.172	35.139	1:26.693	1:43.340	301.3	6:15:52.625
50	1	3:49.531	35.828	1:26.432	1:47.271	303.0	6:19:42.156
51	1	3:50.041	35.983	1:27.541	1:46.517	301.3	6:23:32.197
52	1	3:56.613 B	35.454	1:27.277	1:53.882	303.9	6:27:28.810
53	3	14:40.948	...	1:28.165	1:43.535	299.7	6:42:09.758
54	3	3:48.623	37.821	1:27.482	1:43.320	299.7	6:45:58.381
55	3	3:40.559	34.641	1:25.392	1:40.526	302.2	6:49:38.940
56	3	3:45.497	34.393	1:26.429	1:44.675	303.0	6:53:24.437
57	3	3:57.482 B	35.433	1:28.629	1:53.420	297.2	6:57:21.919
58	3	18:04.733	...	1:31.794	1:43.310	261.9	7:15:26.652
59	3	3:42.210	34.274	1:24.984	1:42.952	300.5	7:19:08.862
60	3	3:43.355	35.345	1:27.101	1:40.909	301.3	7:22:52.217
61	3	3:39.839	34.799	1:25.193	1:39.847	300.5	7:26:32.056
62	3	3:57.275 B	36.602	1:27.295	1:53.378	299.7	7:30:29.331
63	2	10:42.003	7:23.200	1:32.460	1:46.343	212.5	7:41:11.334
64	2	3:44.105	34.636	1:25.253	1:44.216	301.3	7:44:55.439
65	2	3:42.925	35.133	1:26.169	1:41.623	299.7	7:48:38.364
66	2	3:51.961 B	35.677	1:27.119	1:49.165	298.0	7:52:30.325
67	2	13:15.404	9:57.428	1:26.553	1:51.423	299.7	8:05:45.729
68	2	4:47.573 B	34.338	1:28.214	2:45.021	301.3	8:10:33.302
69	2	18:17.941 B	...	1:26.957	3:25.084	298.8	8:28:51.243

36 **Signatech Alpine** — Alpine A460 - Nissan — LMP2

1.Gustavo MENEZES 2.Nicolas LAPIERRE 3.Stéphane RICHELMI

Lap	D	Time	Sector 1	Sector 2	Sector 3	T. Spd	Elapsed
1	3	4:51.873	1:17.111	1:37.129	1:57.633	242.6	4:51.873
2	3	3:57.972	37.312	1:29.550	1:51.110	298.0	8:49.845
3	3	3:53.724	37.102	1:28.275	1:48.347	300.5	12:43.569
4	3	3:51.012	35.966	1:27.645	1:47.401	299.7	16:34.581
5	3	3:49.524	35.690	1:27.254	1:46.580	301.3	20:24.105
6	3	3:53.237	37.942	1:28.427	1:46.868	299.7	24:17.342
7	3	3:48.122	35.260	1:27.022	1:45.840	300.5	28:05.464
8	3	3:50.752	37.043	1:27.375	1:46.334	294.0	31:56.216
9	3	3:47.055	35.501	1:26.954	1:44.600	303.0	35:43.271
10	3	3:48.169	36.895	1:26.981	1:44.293	299.7	39:31.440
11	3	4:19.169 B	55.052	1:28.179	1:55.938	300.5	43:50.609
12	1	23:11.220	...	1:33.403	1:50.690	245.3	1:07:01.829
13	1	3:50.409	36.636	1:27.795	1:45.978	301.3	1:10:52.238
14	1	3:48.242	35.704	1:29.158	1:43.380	303.0	1:14:40.480
15	1	4:10.025	35.059	1:46.766	1:48.200	300.5	1:18:50.505
16	1	3:46.302	35.050	1:26.821	1:44.431	303.9	1:22:36.807
17	1	3:47.875	38.652	1:26.725	1:42.498	301.3	1:26:24.682
18	1	3:44.110	35.289	1:27.047	1:41.774	304.7	1:30:08.792
19	1	3:43.649	35.918	1:26.312	1:41.419	300.5	1:33:52.441
20	1	3:46.509	36.117	1:26.917	1:43.475	301.3	1:37:38.950
21	1	3:43.702	34.659	1:25.687	1:43.356	301.3	1:41:22.652
22	1	3:53.940 B	34.939	1:26.220	1:52.781	303.0	1:45:16.592
23	2	25:34.909	...	1:27.418	1:42.497	297.2	2:10:51.501
24	2	3:39.583	35.089	1:25.228	1:39.266	298.0	2:14:31.084
25	2	3:37.724	34.257	1:24.511	1:38.956	300.5	2:18:08.808
26	2	3:45.500	34.381	1:24.057	1:47.062	304.7	2:21:54.308
27	2	3:37.397	34.087	1:23.990	1:39.320	305.6	2:25:31.705
28	2	3:55.253 B	35.114	1:27.963	1:52.176	304.7	2:29:26.958
29	3	10:55.021	7:43.462	1:27.689	1:43.870	299.7	2:40:21.979
30	3	3:45.583	34.537	1:25.889	1:45.157	304.7	2:44:07.562
31	3	3:42.380	34.610	1:25.663	1:42.107	304.7	2:47:49.942
32	3	3:44.774	35.617	1:25.541	1:43.616	300.5	2:51:34.716
33	3	3:53.942 B	35.340	1:26.967	1:51.635	309.1	2:55:28.658
34	3	8:07.651	4:58.653	1:26.478	1:42.520	303.9	3:03:36.309
35	3	3:44.519	34.471	1:25.799	1:44.249	309.1	3:07:20.828
36	3	3:43.216	34.658	1:25.884	1:42.674	306.5	3:11:04.044
37	3	3:43.520	35.207	1:26.340	1:41.973	305.6	3:14:47.564
38	3	3:41.085	34.396	1:25.533	1:41.156	303.9	3:18:28.649
39	3	3:52.667 B	35.005	1:26.137	1:51.525	307.3	3:22:21.316
40	1	5:29.893	2:20.461	1:26.901	1:42.531	303.0	3:27:51.209
41	1	3:42.336	34.778	1:25.577	1:41.981	304.7	3:31:33.545
42	1	3:44.806	34.773	1:25.411	1:44.622	305.6	3:35:18.351
43	1	3:44.017	34.536	1:25.364	1:44.117	306.5	3:39:02.368
44	1	3:43.384	36.448	1:25.513	1:41.423	303.0	3:42:45.752
45	1	3:41.492	34.458	1:25.118	1:41.916	303.9	3:46:27.244
46	1	3:45.466	34.429	1:25.125	1:45.912	304.7	3:50:12.710
47	1	3:42.396	34.273	1:25.457	1:42.666	306.5	3:53:55.106
48	1	3:39.281	34.263	1:24.691	1:40.327	305.6	3:57:34.387
49	1	3:39.256	34.155	1:24.570	1:40.531	304.7	4:01:13.643
50	1	4:13.681 B	34.893	1:25.673	2:13.115	303.9	4:05:27.324
51	1	1:53:23.192	...	1:27.552	1:43.050	302.2	5:58:50.516
52	1	3:57.556	34.945	1:40.837	1:41.774	158.6	6:02:48.072
53	1	4:05.632	34.860	1:49.218	1:41.554	78.0	6:06:53.704
54	1	3:41.258	34.839	1:25.177	1:41.242	303.9	6:10:34.962

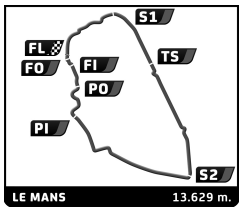

FIA WEC

Official Test 24 Hours of Le Mans

Official Test

Sector Analysis

Personal Best | Session Best | B Crossing the finish line in pit lane

Lap	D	Time	Sector 1	Sector 2	Sector 3	T. Spd	Elapsed
55	1	3:48.272 B	34.637	1:24.727	1:48.908	305.6	6:14:23.234
56	1	5:14.756	2:03.254	1:26.314	1:45.188	305.6	6:19:37.990
57	1	3:37.685	34.042	1:24.213	1:39.430	308.2	6:23:15.675
58	1	3:38.228	34.180	1:24.199	1:39.849	304.7	6:26:53.903
59	1	4:03.639	34.236	1:43.208	1:46.195	304.7	6:30:57.542
60	1	3:40.393	34.261	1:24.683	1:41.449	305.6	6:34:37.935
61	1	3:48.888 B	34.100	1:24.305	1:50.483	304.7	6:38:26.823
62	3	14:46.253	...	1:27.998	1:45.254	303.0	6:53:13.076
63	3	3:44.834	34.815	1:25.987	1:44.032	303.0	6:56:57.910
64	3	3:42.818	34.558	1:25.630	1:42.630	301.3	7:00:40.728
65	3	3:47.697	36.689	1:26.551	1:44.457	306.5	7:04:28.425
66	3	3:44.196	35.462	1:26.559	1:42.175	303.0	7:08:12.621
67	3	3:54.378 B	34.833	1:25.887	1:53.658	305.6	7:12:06.999
68	3	5:44.346	2:33.404	1:27.669	1:43.273	302.2	7:17:51.345
69	3	3:41.586	35.097	1:25.638	1:40.851	305.6	7:21:32.931
70	3	3:44.718	34.386	1:26.393	1:43.939	310.9	7:25:17.649
71	3	3:42.242	34.978	1:25.689	1:41.575	303.0	7:28:59.891
72	3	3:39.795	34.241	1:24.857	1:40.697	303.0	7:32:39.686
73	3	3:48.373 B	34.288	1:24.539	1:49.546	303.9	7:36:28.059
74	2	8:58.182	5:50.787	1:25.823	1:41.572	301.3	7:45:26.241
75	2	3:40.157	34.486	1:25.553	1:40.118	302.2	7:49:06.398
76	2	3:42.080	34.393	1:24.717	1:42.970	303.9	7:52:48.478
77	2	3:57.214 B	34.793	1:24.514	1:57.907	304.7	7:56:45.692
78	2	6:24.454	3:17.511	1:25.804	1:41.139	300.5	8:03:10.146
79	2	6:03.818 B	1:52.184	1:30.746	2:40.888	192.5	8:09:13.964
80	2	14:51.079	9:24.752	3:02.385	2:23.942	98.6	8:24:05.043
81	2	6:29.180 B	35.231	1:25.720	4:28.229	299.7	8:30:34.223

37 SMP Racing — BR01 - Nissan — LMP2
1.Vitaly PETROV 2.Victor SHAYTAR 3.Kirill LADYGIN

Lap	D	Time	Sector 1	Sector 2	Sector 3	T. Spd	Elapsed
1	2	12:31.591 B	8:51.718	1:36.996	2:02.877	255.1	12:31.591
2	2	14:54.395 B	...	1:31.996	1:58.182	262.6	27:25.986
3	2	10:37.651	7:18.521	1:30.002	1:49.128	294.0	38:03.637
4	2	4:15.669	57.839	1:29.382	1:48.448	295.6	42:19.306
5	2	4:00.290 B	37.035	1:27.604	1:55.651	301.3	46:19.596
6	2	12:14.631	8:59.060	1:28.624	1:46.947	300.5	58:34.227
7	2	3:51.174	35.627	1:27.332	1:48.215	300.5	1:02:25.401
8	2	3:54.297 B	35.685	1:27.422	1:51.190	290.0	1:06:19.698
9	3	12:21.339	8:34.010	1:52.235	1:55.094	301.3	1:18:41.037
10	3	3:48.633	34.708	1:27.786	1:46.139	302.2	1:22:29.670
11	3	3:45.421	34.476	1:26.109	1:44.836	300.5	1:26:15.091
12	3	3:53.477 B	34.701	1:27.105	1:51.671	300.5	1:30:08.568
13	1	11:29.596	8:13.312	1:28.385	1:47.899	294.8	1:41:38.164
14	1	3:46.211	36.168	1:26.677	1:43.366	298.8	1:45:24.375
15	1	3:44.654	35.160	1:26.434	1:43.060	300.5	1:49:09.029
16	1	3:50.929 B	34.544	1:25.649	1:50.736	302.2	1:52:59.958
17	1	20:26.759	...	1:30.021	1:46.265	249.8	2:13:26.717
18	1	3:59.301 B	34.943	1:34.084	1:50.274	304.7	2:17:26.018
19	1	17:02.942	...	1:48.891	1:50.753	297.2	2:34:28.960
20	1	3:44.659	34.795	1:25.812	1:44.052	302.2	2:38:13.619
21	1	3:50.400 B	35.170	1:26.226	1:49.004	303.9	2:42:04.019
22	1	9:09.057	5:58.400	1:27.219	1:43.438	278.8	2:51:13.076
23	1	3:42.887	34.520	1:25.348	1:43.019	303.0	2:54:55.963
24	1	3:41.980	34.843	1:25.692	1:41.445	303.0	2:58:37.943
25	1	3:42.534	35.287	1:25.289	1:41.958	301.3	3:02:20.477
26	1	3:39.966	34.243	1:25.014	1:40.709	302.2	3:06:00.443
27	1	3:49.480 B	34.659	1:25.760	1:49.061	302.2	3:09:49.923
28	1	13:01.398	9:52.222	1:26.312	1:42.864	298.8	3:22:51.321
29	1	3:48.227 B	34.519	1:25.548	1:48.160	299.7	3:26:39.548
30	3	8:20.711	5:01.922	1:26.580	1:52.209	301.3	3:35:00.259
31	3	3:45.129	34.807	1:26.284	1:44.038	301.3	3:38:45.388
32	3	3:47.112	36.419	1:26.735	1:43.958	300.5	3:42:32.500
33	3	3:43.058	35.107	1:26.032	1:41.919	300.5	3:46:15.558
34	3	3:46.668	35.858	1:26.823	1:43.987	303.9	3:50:02.226
35	3	3:43.669	34.923	1:25.831	1:42.915	306.5	3:53:45.895
36	3	3:49.883 B	35.271	1:25.824	1:48.788	300.5	3:57:35.778
37	2	2:08:36.541	...	1:54.248	1:46.489	77.7	6:06:12.319
38	2	3:48.256	35.770	1:27.181	1:45.305	299.7	6:10:00.575
39	2	3:49.534	36.411	1:28.017	1:45.106	300.5	6:13:50.109
40	2	3:51.820 B	35.352	1:26.591	1:49.877	300.5	6:17:41.929
41	2	11:11.619	7:34.183	1:45.874	1:51.562	298.8	6:28:53.548
42	2	3:46.422	35.161	1:26.737	1:44.524	297.2	6:32:39.970
43	2	3:47.501	35.306	1:26.817	1:45.378	300.5	6:36:27.471
44	2	3:48.584	35.153	1:26.325	1:47.106	300.5	6:40:16.055
45	2	3:45.486	35.155	1:26.556	1:43.775	298.0	6:44:01.541
46	2	3:44.213	34.996	1:26.379	1:42.838	298.0	6:47:45.754
47	2	3:45.386	35.571	1:26.209	1:43.606	301.3	6:51:31.140
48	2	3:50.627	37.326	1:26.974	1:46.327	303.0	6:55:21.767
49	2	3:44.820	35.865	1:25.907	1:43.048	303.9	6:59:06.587
50	2	3:44.049	35.343	1:26.237	1:42.469	299.7	7:02:50.636
51	2	3:44.484	35.168	1:26.595	1:42.721	304.7	7:06:35.120
52	2	4:02.681 B	35.182	1:26.978	2:00.521	298.0	7:10:37.801
53	1	15:24.996 B	...	1:30.266	1:52.077	298.0	7:26:02.797
54	1	7:47.796	4:35.013	1:28.332	1:44.451	300.5	7:33:50.593
55	1	3:42.859	34.449	1:25.023	1:43.387	301.3	7:37:33.452
56	1	3:52.899	35.373	1:30.272	1:47.254	243.1	7:41:26.351
57	1	3:40.496	34.307	1:24.991	1:41.198	302.2	7:45:06.847
58	1	3:54.408 B	35.075	1:26.089	1:53.244	304.7	7:49:01.255
59	1	12:23.122	9:06.465	1:27.127	1:49.530	296.4	8:01:24.377
60	1	3:46.990	34.282	1:25.865	1:46.843	300.5	8:05:11.367
61	1	4:47.310 B	34.583	1:25.007	2:47.720	305.6	8:09:58.677
62	1	24:07.019 B	...	3:31.036	4:34.506	140.3	8:34:05.696

38 G-Drive Racing — Gibson 015S - NISSAN — LMP2
1.Simon DOLAN 2.Jake DENNIS 3.Giedo VAN DER GARDE

Lap	D	Time	Sector 1	Sector 2	Sector 3	T. Spd	Elapsed
1	3	4:59.798 B	1:18.883	1:34.030	2:06.885	286.9	4:59.798
2	3	7:53.577	4:31.863	1:30.529	1:51.185	293.2	12:53.375
3	3	3:53.440	36.672	1:29.258	1:47.510	294.0	16:46.815
4	3	3:48.729	35.629	1:28.313	1:44.787	295.6	20:35.544
5	3	3:48.825	35.654	1:27.821	1:45.350	297.2	24:24.369
6	3	3:46.662	35.106	1:26.736	1:44.820	297.2	28:11.031
7	3	3:51.458	34.870	1:26.821	1:49.767	299.7	32:02.489
8	3	3:45.569	34.948	1:26.436	1:44.185	298.8	35:48.058
9	3	4:07.069	54.865	1:28.229	1:43.975	295.6	39:55.127
10	3	4:11.090 B	52.939	1:26.705	1:51.446	294.0	44:06.217
11	2	11:05.949	7:47.306	1:29.805	1:48.838	295.6	55:12.166
12	2	3:49.726	36.405	1:28.240	1:45.081	290.8	59:01.892
13	2	3:44.359	34.740	1:26.564	1:43.055	295.6	1:02:46.251
14	2	3:48.191	35.317	1:26.814	1:46.060	298.8	1:06:34.442
15	2	3:43.373	34.837	1:26.687	1:41.849	301.3	1:10:17.815
16	2	3:48.154	34.126	1:27.226	1:46.802	298.8	1:14:05.969
17	2	4:16.906	34.442	1:47.973	1:54.491	300.5	1:18:22.875
18	2	3:45.962	34.278	1:26.106	1:45.578	295.6	1:22:08.837
19	2	3:42.625	34.820	1:25.803	1:42.002	295.6	1:25:51.462

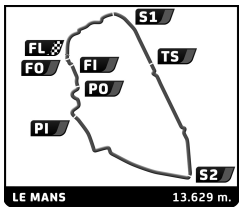

FIA WEC

Official Test 24 Hours of Le Mans

Official Test

Sector Analysis

Personal Best | Session Best | B Crossing the finish line in pit lane

Lap	D	Time	Sector 1	Sector 2	Sector 3	T. Spd	Elapsed
20	2	3:42.184	34.428	1:25.680	1:42.076	298.0	1:29:33.646
21	2	3:59.448 B	37.048	1:27.491	1:54.909	296.4	1:33:33.094
22	1	8:38.100	5:22.589	1:29.667	1:45.844	294.0	1:42:11.194
23	1	3:50.755	35.879	1:27.552	1:47.324	296.4	1:46:01.949
24	1	3:47.562	35.153	1:27.155	1:45.254	296.4	1:49:49.511
25	1	3:45.797	34.878	1:27.289	1:43.630	298.0	1:53:35.308
26	1	6:06.263 B	35.588	1:26.570	4:04.105	294.8	1:59:41.571
27	1	12:17.883	9:02.282	1:29.005	1:46.596	295.6	2:11:59.454
28	1	3:43.001	34.676	1:26.316	1:42.009	296.4	2:15:42.455
29	1	3:43.952	34.722	1:27.440	1:41.790	296.4	2:19:26.407
30	1	3:45.601	34.643	1:26.323	1:44.635	298.0	2:23:12.008
31	1	3:44.554	35.697	1:26.535	1:42.322	298.8	2:26:56.562
32	1	3:53.028 B	34.951	1:27.128	1:50.949	294.8	2:30:49.590
33	3	8:24.457	5:09.869	1:27.939	1:46.649	294.8	2:39:14.047
34	3	3:46.862	35.522	1:27.126	1:44.214	296.4	2:43:00.909
35	3	3:44.358	34.977	1:25.938	1:43.443	296.4	2:46:45.267
36	3	3:44.068	34.912	1:26.138	1:43.018	298.0	2:50:29.335
37	3	3:43.399	34.623	1:26.067	1:42.709	298.0	2:54:12.734
38	3	3:42.494	34.463	1:25.799	1:42.232	296.4	2:57:55.228
39	3	3:42.315	34.573	1:25.989	1:41.753	295.6	3:01:37.543
40	3	3:44.416	34.537	1:25.302	1:44.577	298.8	3:05:21.959
41	3	3:42.219	34.531	1:25.688	1:42.000	297.2	3:09:04.178
42	3	3:43.247	36.032	1:25.522	1:41.693	301.3	3:12:47.425
43	3	3:53.214 B	34.167	1:28.310	1:50.737	295.6	3:16:40.639
44	2	10:03.435	6:49.396	1:28.283	1:45.756	294.8	3:26:44.074
45	2	3:42.426	34.639	1:25.983	1:41.804	299.7	3:30:26.500
46	2	3:45.500	34.469	1:25.525	1:45.506	298.0	3:34:12.000
47	2	3:42.181	34.714	1:25.836	1:41.631	297.2	3:37:54.181
48	2	3:46.090	34.379	1:25.111	1:46.600	298.8	3:41:40.271
49	2	3:40.495	34.045	1:24.585	1:41.865	300.5	3:45:20.766
50	2	3:39.896	33.982	1:24.941	1:40.973	298.0	3:49:00.662
51	2	3:43.731	34.269	1:25.616	1:43.846	303.9	3:52:44.393
52	2	3:40.409	34.204	1:25.367	1:40.838	301.3	3:56:24.802
53	2	3:42.500	34.266	1:25.970	1:42.264	298.0	4:00:07.302
54	2	3:53.350 B	34.654	1:27.781	1:50.915	289.3	4:04:00.652
55	2	1:09:42.337	...	1:28.759	1:44.585	290.0	5:13:42.989
56	2	3:45.993	35.181	1:27.530	1:43.282	292.4	5:17:28.982
57	2	3:45.670	35.567	1:27.428	1:42.675	294.0	5:21:14.652
58	2	3:41.339	34.386	1:25.627	1:41.326	296.4	5:24:55.991
59	2	3:40.558	34.360	1:25.085	1:41.113	298.8	5:28:36.549
60	2	3:39.998	34.376	1:24.830	1:40.792	297.2	5:32:16.547
61	2	3:40.588	34.276	1:25.084	1:41.228	298.8	5:35:57.135
62	2	6:18.632 B	34.974	1:48.454	3:55.204	302.2	5:42:15.767
63	2	16:20.935	...	1:29.489	1:43.933	256.4	5:58:36.702
64	2	4:04.264	35.373	1:44.581	1:44.310	59.8	6:02:40.966
65	2	4:07.934	35.520	1:48.986	1:43.428	78.2	6:06:48.900
66	2	3:40.171	34.046	1:24.707	1:41.418	299.7	6:10:29.071
67	2	3:40.012	33.900	1:24.616	1:41.496	297.2	6:14:09.083
68	2	3:41.439	34.070	1:24.522	1:42.847	298.8	6:17:50.522
69	2	3:37.581	33.850	1:24.279	1:39.452	297.2	6:21:28.103
70	2	4:56.766 B	39.633	1:57.750	2:19.383	185.9	6:26:24.869
71	1	8:45.026	5:33.587	1:28.400	1:43.039	290.8	6:35:09.895
72	1	3:56.154 B	35.310	1:26.997	1:53.847	294.8	6:39:06.049
73	1	12:34.455	9:22.985	1:27.673	1:43.797	294.8	6:51:40.504
74	1	3:46.195	34.783	1:27.705	1:43.707	296.4	6:55:26.699
75	1	3:45.788	34.947	1:27.101	1:43.740	287.7	6:59:12.487
76	1	3:45.638	35.830	1:27.947	1:41.861	292.4	7:02:58.125
77	1	3:45.257	34.910	1:27.730	1:42.617	300.5	7:06:43.382
78	1	3:45.531	36.054	1:26.305	1:43.172	299.7	7:10:28.913
79	1	3:47.246	35.908	1:26.987	1:44.351	294.8	7:14:16.159
80	1	3:54.089 B	34.982	1:26.695	1:52.412	295.6	7:18:10.248
81	3	19:16.387	...	1:28.461	1:46.712	290.0	7:37:26.635
82	3	3:51.452	35.058	1:31.920	1:44.474	261.3	7:41:18.087
83	3	3:44.162	35.387	1:26.510	1:42.265	294.0	7:45:02.249
84	3	3:43.984	34.567	1:26.086	1:43.331	298.8	7:48:46.233
85	3	3:53.275 B	35.319	1:27.376	1:50.580	301.3	7:52:39.508
86	3	11:09.107	7:57.966	1:27.807	1:43.334	296.4	8:03:48.615
87	3	3:47.495	35.386	1:26.306	1:45.803	294.8	8:07:36.110
88	3	5:39.906 B	38.451	1:35.298	3:26.157	260.7	8:13:16.016
89	3	16:33.731 B	...	1:28.094	3:56.185	295.6	8:29:49.747

40 Krohn Racing — LIGIER JS P2 - NISSAN — LMP2

1.Tracy KROHN
2.Niclas JÖNSSON

Lap	D	Time	Sector 1	Sector 2	Sector 3	T. Spd	Elapsed
1	2	22:00.149 B	...	1:39.005	1:58.221	261.3	22:00.149
2	2	9:44.335	6:29.510	1:29.083	1:45.742	302.2	31:44.484
3	2	3:47.088	35.800	1:27.277	1:44.011	298.0	35:31.572
4	2	3:47.454	35.694	1:28.353	1:43.407	294.0	39:19.026
5	2	4:09.313	56.273	1:27.410	1:45.630	296.4	43:28.339
6	2	3:45.200	35.444	1:26.481	1:43.275	299.7	47:13.539
7	2	3:49.303	36.168	1:28.364	1:44.771	303.9	51:02.842
8	2	3:52.972 B	35.225	1:26.335	1:51.412	299.7	54:55.814
9	1	9:31.496	6:05.378	1:32.998	1:53.120	296.4	1:04:27.310
10	1	4:02.838	38.058	1:31.691	1:53.089	299.7	1:08:30.148
11	1	4:08.514	38.412	1:34.654	1:55.448	261.3	1:12:38.662
12	1	4:33.342	38.667	1:56.016	1:58.659	267.8	1:17:12.004
13	1	4:36.084	39.550	1:55.879	2:00.655	294.8	1:21:48.088
14	1	4:02.117	38.434	1:31.193	1:52.490	294.8	1:25:50.205
15	1	3:59.608	37.967	1:30.057	1:51.584	299.7	1:29:49.813
16	1	4:00.541	38.045	1:29.413	1:53.083	304.7	1:33:50.354
17	1	4:00.542	37.813	1:30.104	1:52.625	302.2	1:37:50.896
18	1	4:03.732	40.214	1:31.418	1:52.100	300.5	1:41:54.628
19	1	4:06.007 B	37.880	1:29.791	1:58.336	298.0	1:46:00.635
20	2	9:27.587	6:09.400	1:29.693	1:48.494	300.5	1:55:28.222
21	2	9:28.131 B	35.746	4:18.349	4:34.036	78.1	2:04:56.353
22	2	30:08.545	...	1:31.938	1:45.630	294.0	2:35:04.898
23	2	3:46.930	35.245	1:28.233	1:43.452	301.3	2:38:51.828
24	2	3:45.255	35.392	1:26.824	1:43.039	298.8	2:42:37.083
25	2	3:46.232	35.103	1:27.501	1:43.628	301.3	2:46:23.315
26	2	3:54.228 B	35.520	1:26.675	1:52.033	301.3	2:50:17.543
27	2	10:09.642	6:59.858	1:26.772	1:43.012	298.8	3:00:27.185
28	2	3:45.176	36.065	1:25.982	1:43.129	305.6	3:04:12.361
29	2	3:46.311	35.412	1:26.841	1:44.058	305.6	3:07:58.672
30	2	3:41.902	34.999	1:25.636	1:41.267	303.0	3:11:40.574
31	2	4:11.115 B	36.153	1:29.721	2:05.241	302.2	3:15:51.689
32	1	16:23.573	...	1:33.352	1:52.632	294.8	3:32:15.262
33	1	3:59.701	38.195	1:29.901	1:51.605	299.7	3:36:14.963
34	1	3:59.666	39.895	1:29.898	1:49.873	300.5	3:40:14.629
35	1	4:00.413	37.692	1:30.849	1:51.872	303.0	3:44:15.042
36	1	3:57.919	38.136	1:29.092	1:50.691	298.8	3:48:12.961
37	1	3:58.153	38.778	1:29.787	1:49.588	300.5	3:52:11.114
38	1	3:59.162	37.124	1:29.835	1:52.203	297.2	3:56:10.276
39	1	3:58.968	37.881	1:30.998	1:50.089	298.8	4:00:09.244
40	1	4:10.404 B	37.597	1:30.046	2:02.761	298.8	4:04:19.648
41	2	1:24:43.388	...	1:35.173	1:47.103	290.8	5:29:03.036
42	2	3:46.910	35.617	1:27.363	1:43.930	299.7	5:32:49.946

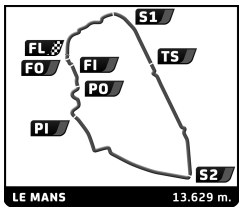

FIA WEC

Official Test 24 Hours of Le Mans

Official Test

Sector Analysis

Personal Best | Session Best | B Crossing the finish line in pit lane

Lap	D	Time	Sector 1	Sector 2	Sector 3	T. Spd	Elapsed
43	2	3:45.706	35.450	1:26.441	1:43.815	303.9	5:36:35.652
44	2	5:56.885 B	35.886	2:02.760	3:18.239	303.9	5:42:32.537
45	2	16:47.081 B	...	1:29.322	1:52.366	295.6	5:59:19.618
46	2	18:22.324	...	1:27.506	1:42.526	294.8	6:17:41.942
47	2	3:44.002	34.630	1:26.121	1:43.251	299.7	6:21:25.944
48	2	3:43.122	35.200	1:26.298	1:41.624	300.5	6:25:09.066
49	2	4:27.866 B	34.926	1:47.924	2:05.016	303.0	6:29:36.932
50	1	8:35.962	5:07.840	1:36.152	1:51.970	298.0	6:38:12.894
51	1	3:56.110	37.209	1:29.674	1:49.227	298.0	6:42:09.004
52	1	4:00.462	38.317	1:32.149	1:49.996	296.4	6:46:09.466
53	1	4:00.523	38.119	1:31.855	1:50.549	297.2	6:50:09.989
54	1	3:57.825	37.889	1:29.484	1:50.452	298.0	6:54:07.814
55	1	3:58.816	37.584	1:30.174	1:51.058	300.5	6:58:06.630
56	1	3:57.392	37.493	1:29.663	1:50.236	299.7	7:02:04.022
57	1	3:58.499	37.320	1:29.872	1:51.307	296.4	7:06:02.521
58	1	3:59.106	37.713	1:31.429	1:49.964	298.0	7:10:01.627
59	1	3:57.493	37.575	1:29.255	1:50.663	298.8	7:13:59.120
60	1	4:08.677 B	38.000	1:35.972	1:54.705	299.7	7:18:07.797
61	1	45:19.816	...	1:33.719	1:51.579	294.0	8:03:27.613
62	1	11:48.677 B	38.123	1:30.222	9:40.332	298.0	8:15:16.290

41 Greaves Motorsport — LIGIER JS P2 - NISSAN — LMP2
1.Memo ROJAS 2.Julien CANAL 3.Jon LANCASTER

Lap	D	Time	Sector 1	Sector 2	Sector 3	T. Spd	Elapsed
1	1	7:12.986 B	3:24.316	1:40.026	2:08.644	206.5	7:12.986
2	1	10:03.478	6:37.930	1:34.470	1:51.078	224.9	17:16.464
3	1	3:56.470	37.107	1:30.811	1:48.552	298.0	21:12.934
4	1	3:52.494	36.050	1:29.691	1:46.753	292.4	25:05.428
5	1	3:48.868	36.008	1:28.124	1:44.736	298.8	28:54.296
6	1	3:49.387	35.762	1:28.211	1:45.414	298.8	32:43.683
7	1	3:46.330	34.926	1:27.236	1:44.168	300.5	36:30.013
8	1	4:10.055	56.018	1:28.551	1:45.486	298.8	40:40.068
9	1	3:48.032	36.011	1:26.881	1:45.140	298.8	44:28.100
10	1	3:46.331	35.324	1:27.001	1:44.006	299.7	48:14.431
11	1	3:53.600 B	35.238	1:26.494	1:51.868	298.8	52:08.031
12	2	10:15.694	6:59.161	1:29.386	1:47.147	293.2	1:02:23.725
13	2	3:50.076	36.729	1:28.565	1:44.782	281.7	1:06:13.801
14	2	3:50.283	35.654	1:27.446	1:47.183	303.0	1:10:04.084
15	2	4:01.874 B	35.503	1:28.041	1:58.330	299.7	1:14:05.958
16	2	8:42.734	5:28.504	1:28.172	1:46.058	296.4	1:22:48.692
17	2	3:48.361	35.417	1:28.087	1:44.857	299.7	1:26:37.053
18	2	3:48.707	36.406	1:28.193	1:44.108	298.0	1:30:25.760
19	2	3:45.683	35.110	1:26.458	1:44.115	298.0	1:34:11.443
20	2	3:55.032 B	36.995	1:26.685	1:51.352	298.0	1:38:06.475
21	3	18:01.947	...	1:31.208	1:54.290	293.2	1:56:08.422
22	3	10:22.591 B	1:26.040	4:21.547	4:35.004	78.6	2:06:31.013
23	3	4:40.243	1:22.449	1:31.441	1:46.353	276.0	2:11:11.256
24	3	3:46.111	35.400	1:27.322	1:43.389	295.6	2:14:57.367
25	3	3:42.741	35.238	1:26.129	1:41.374	298.0	2:18:40.108
26	3	3:49.573 B	35.035	1:25.975	1:48.563	297.2	2:22:29.681
27	3	9:32.300	5:52.523	1:49.045	1:50.732	298.0	2:32:01.981
28	3	3:41.938	34.793	1:26.116	1:41.029	299.7	2:35:43.919
29	3	3:43.051	34.848	1:25.683	1:42.520	298.0	2:39:26.970
30	3	3:53.151 B	34.792	1:25.784	1:52.575	299.7	2:43:20.121
31	1	7:57.194	4:41.428	1:30.035	1:45.731	296.4	2:51:17.315
32	1	3:47.612	36.625	1:27.605	1:43.382	298.0	2:55:04.927
33	1	3:45.985	34.988	1:27.600	1:43.397	297.2	2:58:50.912
34	1	3:46.919	35.040	1:27.453	1:44.426	298.0	3:02:37.831
35	1	3:53.248 B	35.184	1:26.912	1:51.152	298.0	3:06:31.079
36	1	10:50.315	7:29.674	1:30.681	1:49.960	293.2	3:17:21.394
37	1	3:43.937	34.766	1:25.863	1:43.308	298.8	3:21:05.331
38	1	3:48.857	35.233	1:28.621	1:45.003	301.3	3:24:54.188
39	1	3:45.921	34.969	1:26.385	1:44.567	298.8	3:28:40.109
40	1	3:50.968 B	34.869	1:26.233	1:49.866	299.7	3:32:31.077
41	2	7:59.226	4:43.612	1:30.801	1:44.813	294.8	3:40:30.303
42	2	3:51.472	36.301	1:29.949	1:45.222	298.0	3:44:21.775
43	2	3:49.805	35.483	1:27.193	1:47.129	298.0	3:48:11.580
44	2	3:46.139	36.000	1:27.432	1:42.707	295.6	3:51:57.719
45	2	3:48.160	35.428	1:26.978	1:45.754	301.3	3:55:45.879
46	2	3:43.245	34.935	1:26.374	1:41.936	300.5	3:59:29.124
47	2	3:44.665	34.956	1:26.374	1:43.335	298.8	4:03:13.789
48	2	1:30:10.775	35.108	1:26.389	...	296.4	5:33:24.564
49	2	3:46.244	35.083	1:27.657	1:43.504	299.7	5:37:10.808
50	2	6:21.340 B	35.535	2:14.493	3:31.312	201.8	5:43:32.148
51	2	11:04.828	5:38.889	2:51.836	2:34.103	122.1	5:54:36.976
52	2	3:52.118	36.845	1:30.939	1:44.334	243.6	5:58:29.094
53	2	3:58.041	35.289	1:39.695	1:43.057	132.6	6:02:27.135
54	2	4:16.619 B	35.838	1:48.932	1:51.849	75.4	6:06:43.754
55	2	10:03.293	6:49.722	1:28.810	1:44.761	294.8	6:16:47.047
56	2	3:52.917 B	35.264	1:27.445	1:50.208	297.2	6:20:39.964
57	2	7:18.205	4:04.629	1:29.366	1:44.210	297.2	6:27:58.169
58	2	3:56.159	34.791	1:39.535	1:41.833	295.6	6:31:54.328
59	2	3:42.533	34.641	1:26.060	1:41.832	298.0	6:35:36.861
60	2	3:52.334 B	35.810	1:27.714	1:48.810	294.8	6:39:29.195
61	3	8:01.506	4:36.516	1:35.593	1:49.397	217.2	6:47:30.701
62	3	3:47.989	34.898	1:28.017	1:45.074	273.2	6:51:18.690
63	3	3:45.901	35.216	1:28.984	1:41.701	263.2	6:55:04.591
64	3	3:41.625	34.728	1:25.795	1:41.102	298.0	6:58:46.216
65	3	3:54.526 B	35.046	1:30.558	1:48.922	278.1	7:02:40.742
66	3	13:53.098	...	1:28.216	1:42.851	290.8	7:16:33.840
67	3	3:51.793 B	34.548	1:26.339	1:50.906	295.6	7:20:25.633
68	1	9:28.819	6:08.231	1:31.553	1:49.035	294.0	7:29:54.452
69	1	3:47.876	35.463	1:27.543	1:44.870	296.4	7:33:42.328
70	1	3:47.575	35.487	1:27.714	1:44.374	295.6	7:37:29.903
71	1	3:49.704	35.262	1:29.934	1:44.508	284.7	7:41:19.607
72	1	3:45.785	35.242	1:26.989	1:43.554	297.2	7:45:05.392
73	1	3:48.918	35.154	1:26.910	1:46.854	296.4	7:48:54.310
74	1	4:00.017 B	37.100	1:27.097	1:55.820	295.6	7:52:54.327
75	1	12:18.580	9:00.660	1:30.361	1:47.559	290.8	8:05:12.907
76	1	4:50.114 B	35.572	1:27.467	2:47.075	294.8	8:10:03.021
77	1	18:22.624 B	...	1:32.788	3:06.322	287.7	8:28:25.645

42 Strakka Racing — Gibson 015S - Nissan — LMP2
1.Nick LEVENTIS 2.Danny WATTS 3.Jonny KANE

Lap	D	Time	Sector 1	Sector 2	Sector 3	T. Spd	Elapsed
1	3	4:37.879 B	54.934	1:39.277	2:03.668	232.1	4:37.879
2	3	10:24.332	7:04.654	1:31.451	1:48.227	282.5	15:02.211
3	3	3:50.313	35.906	1:28.643	1:45.764	294.0	18:52.524
4	3	3:47.111	35.356	1:27.591	1:44.164	294.8	22:39.635
5	3	3:44.458	35.197	1:26.829	1:42.432	294.0	26:24.093
6	3	3:44.240	34.824	1:26.269	1:43.147	294.8	30:08.333
7	3	3:42.657	34.750	1:26.160	1:41.747	294.8	33:50.990
8	3	3:53.810 B	34.691	1:26.644	1:52.475	294.8	37:44.800
9	1	10:42.354	7:17.146	1:33.479	1:51.729	254.5	48:27.154
10	1	3:57.419	37.271	1:31.072	1:49.076	294.0	52:24.573
11	1	3:54.430	36.530	1:29.167	1:48.733	296.4	56:19.003

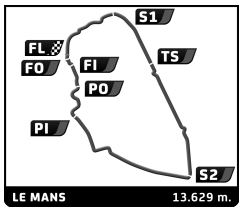

FIA WEC

Official Test 24 Hours of Le Mans

Official Test

Sector Analysis

Personal Best | Session Best | B Crossing the finish line in pit lane

Lap	D	Time	Sector 1	Sector 2	Sector 3	T. Spd	Elapsed
12	1	3:53.529	37.025	1:29.036	1:47.468	293.2	1:00:12.532
13	1	3:54.731	36.404	1:29.252	1:49.075	295.6	1:04:07.263
14	1	3:49.692	35.994	1:28.268	1:45.430	297.2	1:07:56.955
15	1	3:50.583	35.974	1:28.590	1:46.019	296.4	1:11:47.538
16	1	4:06.033	36.044	1:36.944	1:53.045	294.8	1:15:53.571
17	1	4:19.212 B	36.420	1:39.949	2:02.843	295.6	1:20:12.783
18	2	10:06.754	6:49.771	1:30.134	1:46.849	294.0	1:30:19.537
19	2	3:46.746	35.406	1:27.675	1:43.665	294.8	1:34:06.283
20	2	3:44.729	34.748	1:26.585	1:43.396	295.6	1:37:51.012
21	2	3:47.435	36.984	1:26.496	1:43.955	295.6	1:41:38.447
22	2	3:52.638	36.472	1:28.224	1:47.942	297.2	1:45:31.085
23	2	3:42.412	34.646	1:26.044	1:41.722	295.6	1:49:13.497
24	2	3:53.647 B	34.565	1:25.757	1:53.325	297.2	1:53:07.144
25	1	10:27.066 B	2:30.534	3:18.783	4:37.749	240.4	2:03:34.210
26	1	7:55.911	4:20.770	1:36.601	1:58.540	267.8	2:11:30.121
27	1	3:57.622	37.924	1:30.630	1:49.068	294.0	2:15:27.743
28	1	3:52.771	36.547	1:28.890	1:47.334	294.0	2:19:20.514
29	1	3:50.989	36.829	1:28.237	1:45.923	297.2	2:23:11.503
30	1	3:51.825	35.952	1:29.193	1:46.680	295.6	2:27:03.328
31	1	3:50.037	36.680	1:27.825	1:45.532	296.4	2:30:53.365
32	1	4:04.814	35.406	1:41.803	1:47.605	294.8	2:34:58.179
33	1	3:48.321	35.803	1:27.790	1:44.728	294.8	2:38:46.500
34	1	3:56.905 B	35.676	1:27.872	1:53.357	294.8	2:42:43.405
35	3	8:52.198	5:41.860	1:27.365	1:42.973	285.4	2:51:35.603
36	3	3:45.668	34.961	1:27.078	1:43.629	301.3	2:55:21.271
37	3	3:44.513	34.982	1:26.800	1:42.731	298.8	2:59:05.784
38	3	3:57.709 B	34.838	1:25.861	1:57.010	298.8	3:03:03.493
39	3	6:32.601	3:23.368	1:26.111	1:43.122	297.2	3:09:36.094
40	3	3:42.774	34.998	1:25.927	1:41.849	298.0	3:13:18.868
41	3	3:44.241	34.995	1:26.900	1:42.346	296.4	3:17:03.109
42	3	3:44.310	34.996	1:26.003	1:43.311	299.7	3:20:47.419
43	3	3:57.130 B	37.805	1:25.918	1:53.407	295.6	3:24:44.549
44	3	6:06.411	2:56.184	1:27.542	1:42.685	294.8	3:30:50.960
45	3	3:43.246	34.694	1:25.758	1:42.794	295.6	3:34:34.206
46	3	3:41.371	34.638	1:25.416	1:41.317	296.4	3:38:15.577
47	3	3:49.402	37.754	1:26.872	1:44.776	297.2	3:42:04.979
48	3	3:44.515	35.522	1:25.855	1:43.138	296.4	3:45:49.494
49	3	3:42.915	34.940	1:25.848	1:42.127	295.6	3:49:32.409
50	3	3:41.529	34.547	1:25.359	1:41.623	295.6	3:53:13.938
51	3	3:41.476	34.311	1:25.270	1:41.895	297.2	3:56:55.414
52	3	3:42.010	34.469	1:25.355	1:42.186	296.4	4:00:37.424
53	3	4:07.231 B	40.106	1:26.920	2:00.205	296.4	4:04:44.655
54	2	1:33:25.144	...	1:29.853	1:50.370	291.6	5:38:09.799
55	2	5:31.353 B	39.286	1:33.918	3:18.149	205.7	5:43:41.152
56	2	16:23.533	...	1:28.719	1:48.078	258.2	6:00:04.685
57	2	4:01.911	34.671	1:44.551	1:42.689	77.1	6:04:06.596
58	2	4:18.021	35.717	1:59.150	1:43.154	77.8	6:08:24.617
59	2	3:53.939 B	34.546	1:26.556	1:52.837	297.2	6:12:18.556
60	2	10:00.527	6:46.621	1:26.877	1:47.029	290.0	6:22:19.083
61	2	3:46.960	35.048	1:27.356	1:44.556	297.2	6:26:06.043
62	2	4:15.064	34.763	1:51.145	1:49.156	300.5	6:30:21.107
63	2	3:41.806	34.664	1:25.533	1:41.609	298.8	6:34:02.913
64	2	3:41.881	34.603	1:25.732	1:41.546	298.0	6:37:44.794
65	2	3:56.221 B	35.867	1:26.771	1:53.583	301.3	6:41:41.015
66	1	5:58.746	2:37.682	1:30.916	1:50.148	294.8	6:47:39.761
67	1	3:51.178	36.124	1:28.529	1:46.525	296.4	6:51:30.939
68	1	3:56.651	39.743	1:29.626	1:47.282	296.4	6:55:27.590
69	1	3:50.461	36.027	1:28.118	1:46.316	296.4	6:59:18.051
70	1	3:50.910	36.113	1:28.407	1:46.390	293.2	7:03:08.961
71	1	3:49.269	36.332	1:28.145	1:44.792	298.0	7:06:58.230
72	1	3:48.145	35.720	1:27.914	1:44.511	296.4	7:10:46.375
73	1	3:50.441	36.070	1:29.157	1:45.214	298.0	7:14:36.816
74	1	3:59.041 B	35.745	1:27.775	1:55.521	298.8	7:18:35.857
75	2	9:52.010	6:40.325	1:28.042	1:43.643	294.8	7:28:27.867
76	2	3:44.171	35.127	1:26.803	1:42.241	294.0	7:32:12.038
77	2	3:43.663	34.965	1:26.314	1:42.384	295.6	7:35:55.701
78	2	3:46.395	34.710	1:29.131	1:42.554	294.8	7:39:42.096
79	2	3:49.742 B	34.730	1:26.058	1:48.954	296.4	7:43:31.838
80	2	20:31.764	...	1:28.164	1:41.052	291.6	8:04:03.602
81	2	3:56.437 B	37.995	1:26.200	1:52.242	295.6	8:08:00.039
82	2	25:29.023 B	...	3:26.734	4:32.088	293.2	8:33:29.062

43 RGR Sport by Morand — LIGIER JS P2 - Nissan
1.Ricardo GONZALEZ 2.Bruno SENNA 3.Filipe ALBUQUERQUE — LMP2

Lap	D	Time	Sector 1	Sector 2	Sector 3	T. Spd	Elapsed
1	3	13:01.157 B	9:29.564	1:32.282	1:59.311	289.3	13:01.157
2	3	44:44.563	...	1:30.186	1:45.493	292.4	57:45.720
3	3	3:47.136	34.910	1:27.474	1:44.752	298.8	1:01:32.856
4	3	3:48.020	35.811	1:28.602	1:43.607	302.2	1:05:20.876
5	3	3:51.101 B	34.764	1:26.894	1:49.443	302.2	1:09:11.977
6	3	22:00.906 B	...	1:28.839	1:54.179	299.7	1:31:12.883
7	3	16:31.797	...	1:26.917	1:44.312	299.7	1:47:44.680
8	3	3:43.687	34.476	1:25.587	1:43.624	301.3	1:51:28.367
9	3	3:58.078 B	34.351	1:25.456	1:58.271	304.7	1:55:26.445
10	1	16:20.006	...	1:31.197	1:45.433	271.1	2:11:46.451
11	1	3:48.663	36.566	1:28.641	1:43.456	297.2	2:15:35.114
12	1	3:45.727	35.211	1:27.692	1:42.824	299.7	2:19:20.841
13	1	3:46.219	35.473	1:27.000	1:43.746	298.0	2:23:07.060
14	1	3:52.285 B	35.084	1:26.894	1:50.307	300.5	2:26:59.345
15	1	9:47.050	6:34.368	1:28.630	1:44.052	292.4	2:36:46.395
16	1	3:45.819	35.241	1:27.517	1:43.061	294.8	2:40:32.214
17	1	3:44.966	34.944	1:26.847	1:43.175	294.8	2:44:17.180
18	1	3:54.139 B	34.914	1:27.057	1:52.168	298.0	2:48:11.319
19	2	7:47.527	4:30.851	1:29.859	1:46.817	301.3	2:55:58.846
20	2	3:48.583	35.370	1:29.412	1:43.801	301.3	2:59:47.429
21	2	3:52.736	34.963	1:29.034	1:48.739	299.7	3:03:40.165
22	2	3:52.141 B	34.979	1:26.896	1:50.266	302.2	3:07:32.306
23	2	15:51.098	...	1:28.819	1:45.136	297.2	3:23:23.404
24	2	3:46.851	35.512	1:27.173	1:44.166	299.7	3:27:10.255
25	2	3:46.485	36.052	1:27.149	1:43.284	298.8	3:30:56.740
26	2	3:54.091 B	35.218	1:26.896	1:51.977	299.7	3:34:50.831
27	3	11:17.973	8:05.329	1:27.929	1:44.715	302.2	3:46:08.804
28	3	3:45.643	35.524	1:26.620	1:43.499	303.9	3:49:54.447
29	3	3:42.999	34.834	1:26.148	1:42.017	298.0	3:53:37.446
30	3	3:42.568	35.204	1:25.763	1:41.601	299.7	3:57:20.014
31	3	3:50.428 B	36.803	1:25.844	1:47.781	298.8	4:01:10.442
32	1	1:31:38.435 B	...	1:30.016	1:51.930	292.4	5:32:48.877
33	1	4:47.924	1:37.740	1:27.287	1:42.897	295.6	5:37:36.801
34	1	5:55.168	40.013	1:53.973	3:21.182	179.7	5:43:31.969
35	1	7:27.755	1:22.627	2:48.092	3:17.036	144.4	5:50:59.724
36	1	5:09.345	1:04.210	2:17.262	1:47.873	111.9	5:56:09.069
37	1	3:50.616	36.972	1:28.941	1:44.703	298.0	5:59:59.685
38	1	4:06.598	36.588	1:46.632	1:43.378	76.7	6:04:06.283
39	1	4:20.801	35.814	2:00.324	1:44.663	77.9	6:08:27.084
40	1	3:45.306	35.536	1:26.983	1:42.787	296.4	6:12:12.390
41	1	3:44.808	35.189	1:26.730	1:42.889	300.5	6:15:57.198

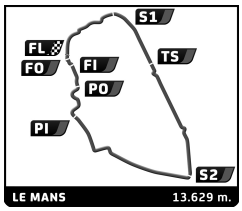

FIA WEC

Official Test 24 Hours of Le Mans

Official Test

Sector Analysis

Personal Best | Session Best | B Crossing the finish line in pit lane

Lap	D	Time	Sector 1	Sector 2	Sector 3	T. Spd	Elapsed
42	1	3:48.318	35.396	1:27.403	1:45.519	298.8	6:19:45.516
43	1	3:45.589	35.106	1:26.816	1:43.667	298.8	6:23:31.105
44	1	3:51.333 B	34.955	1:27.307	1:49.071	299.7	6:27:22.438
45	1	4:47.071	1:35.011	1:27.760	1:44.300	300.5	6:32:09.509
46	1	3:53.526 B	35.667	1:27.733	1:50.126	296.4	6:36:03.035

44 Manor — Oreca 05 - Nissan — LMP2
1.Tor GRAVES 2.Matthew RAO 3.Roberto MERHI

Lap	D	Time	Sector 1	Sector 2	Sector 3	T. Spd	Elapsed
1	2	5:31.891 B	1:40.397	1:37.460	2:14.034	224.9	5:31.891
2	2	10:13.881	6:48.555	1:32.031	1:53.295	236.2	15:45.772
3	2	4:09.787	38.961	1:34.342	1:56.484	287.7	19:55.559
4	2	4:50.950 B	41.730	1:42.704	2:26.516	253.9	24:46.509
5	2	21:01.617	...	1:28.567	1:47.217	302.2	45:48.126
6	2	3:50.472	36.561	1:27.637	1:46.274	306.5	49:38.598
7	2	3:50.526	35.910	1:26.445	1:48.171	307.3	53:29.124
8	2	3:49.660	36.318	1:26.566	1:46.776	306.5	57:18.784
9	2	3:46.465	35.487	1:26.356	1:44.622	306.5	1:01:05.249
10	2	3:47.132	35.673	1:26.876	1:44.583	308.2	1:04:52.381
11	2	3:54.597 B	35.482	1:26.210	1:52.905	305.6	1:08:46.978
12	3	18:16.913	...	1:31.763	1:48.644	247.6	1:27:03.891
13	3	3:43.807	34.988	1:26.008	1:42.811	303.9	1:30:47.698
14	3	3:41.629	34.344	1:26.159	1:41.126	308.2	1:34:29.327
15	3	3:44.474	34.040	1:24.989	1:45.445	307.3	1:38:13.801
16	3	3:40.876	33.846	1:24.633	1:42.397	308.2	1:41:54.677
17	3	3:39.248	34.117	1:24.455	1:40.676	307.3	1:45:33.925
18	3	3:38.383	33.872	1:24.326	1:40.185	308.2	1:49:12.308
19	3	3:39.969	33.987	1:24.120	1:41.862	308.2	1:52:52.277
20	3	4:44.130 B	34.048	1:25.004	2:45.078	305.6	1:57:36.407
21	3	18:02.208 B	...	1:26.971	1:47.876	303.9	2:15:38.615
22	1	24:23.190	...	1:32.518	1:53.381	301.3	2:40:01.805
23	1	3:54.656	38.860	1:27.942	1:47.854	304.7	2:43:56.461
24	1	3:51.704	37.997	1:27.050	1:46.657	303.0	2:47:48.165
25	1	3:46.272	35.875	1:25.737	1:44.660	305.6	2:51:34.437
26	1	3:49.122	35.157	1:29.992	1:43.973	310.0	2:55:23.559
27	1	3:46.320	35.464	1:26.110	1:44.746	309.1	2:59:09.879
28	1	3:47.065	36.125	1:25.959	1:44.981	305.6	3:02:56.944
29	1	3:43.541	35.125	1:25.322	1:43.094	308.2	3:06:40.485
30	1	3:46.233	34.894	1:25.262	1:46.077	308.2	3:10:26.718
31	1	7:07.358 B	35.086	1:25.382	5:06.890	303.0	3:17:34.076
32	3	2:07:45.049	...	1:26.588	1:43.715	301.3	5:25:19.125
33	3	3:43.238	34.192	1:24.182	1:44.864	310.0	5:29:02.363
34	3	3:40.727	33.907	1:23.836	1:42.984	308.2	5:32:43.090
35	3	3:39.302	34.423	1:23.862	1:41.017	308.2	5:36:22.392
36	3	7:08.781 B	1:12.812	2:23.675	3:32.294	200.3	5:43:31.173
37	1	27:43.015	...	1:28.761	1:45.851	302.2	6:11:14.188
38	1	3:47.780	37.230	1:26.782	1:43.768	305.6	6:15:01.968
39	1	3:44.249	35.059	1:26.186	1:43.004	306.5	6:18:46.217
40	1	3:44.885	35.369	1:26.512	1:43.004	308.2	6:22:31.102
41	1	3:47.775	35.693	1:26.700	1:45.382	304.7	6:26:18.877
42	1	4:27.810	35.017	1:48.624	2:04.169	305.6	6:30:46.687
43	1	3:53.989 B	34.950	1:26.672	1:52.367	305.6	6:34:40.676
44	1	14:15.036	...	1:29.163	1:43.066	298.0	6:48:55.712
45	1	3:45.701	35.623	1:26.751	1:43.327	299.7	6:52:41.413
46	1	3:51.729	34.978	1:31.238	1:45.513	299.7	6:56:33.142
47	1	4:03.847	35.398	1:30.222	1:58.227	300.5	7:00:36.989
48	1	3:53.147	36.345	1:29.996	1:46.806	286.9	7:04:30.136
49	1	3:45.796	34.938	1:27.421	1:43.437	302.2	7:08:15.932
50	1	3:58.174 B	36.022	1:27.247	1:54.905	299.7	7:12:14.106
51	2	13:53.598	...	1:28.336	1:44.856	278.8	7:26:07.704
52	2	3:45.398	35.998	1:26.335	1:43.065	303.9	7:29:53.102
53	2	3:47.102	34.938	1:26.011	1:46.153	303.0	7:33:40.204
54	2	3:44.658	34.938	1:26.349	1:43.371	301.3	7:37:24.862
55	2	3:50.169	34.880	1:30.277	1:45.012	226.3	7:41:15.031
56	2	3:43.389	34.993	1:25.862	1:42.534	304.7	7:44:58.420
57	2	3:51.691 B	35.759	1:27.288	1:48.644	298.8	7:48:50.111
58	2	13:21.853	...	1:26.556	1:42.409	301.3	8:02:11.964
59	2	3:43.162	34.827	1:25.645	1:42.690	303.0	8:05:55.126
60	2	4:41.782 B	34.748	1:26.054	2:40.980	303.9	8:10:36.908
61	2	20:56.887 B	...	2:05.517	4:32.433	302.2	8:31:33.795

46 Thiriet By Tds Racing — Oreca 05 - NISSAN — LMP2
1.Pierre THIRIET 2.Mathias BECHE 3.Ryo HIRAKAWA

Lap	D	Time	Sector 1	Sector 2	Sector 3	T. Spd	Elapsed
1	3	13:43.425 B	...	1:36.225	2:06.630	236.7	13:43.425
2	3	6:59.781	3:35.815	1:32.663	1:51.303	290.8	20:43.206
3	3	3:54.212	37.304	1:29.417	1:47.491	301.3	24:37.418
4	3	3:48.411	35.483	1:27.783	1:45.145	303.0	28:25.829
5	3	3:45.936	35.016	1:26.627	1:44.293	303.0	32:11.765
6	3	3:53.887 B	34.816	1:26.601	1:52.470	308.2	36:05.652
7	3	8:40.560	5:21.292	1:34.798	1:44.470	179.7	44:46.212
8	3	3:44.663	34.501	1:26.120	1:44.042	303.9	48:30.875
9	3	3:44.398	35.065	1:27.256	1:42.077	303.0	52:15.273
10	3	3:43.016	35.164	1:26.232	1:41.620	304.7	55:58.289
11	3	3:51.890 B	34.649	1:27.202	1:50.039	301.3	59:50.179
12	1	26:43.106	...	1:29.366	1:45.575	265.8	1:26:33.285
13	1	3:48.418	35.192	1:28.231	1:44.995	297.2	1:30:21.703
14	1	3:45.229	35.106	1:26.585	1:43.538	300.5	1:34:06.932
15	1	3:44.592	35.044	1:26.060	1:43.488	300.5	1:37:51.524
16	1	3:47.491	36.815	1:26.666	1:44.010	283.2	1:41:39.015
17	1	3:52.632 B	36.239	1:26.779	1:49.614	277.4	1:45:31.647
18	1	19:02.131 B	...	4:05.063	4:33.900	79.0	2:04:33.778
19	1	7:54.191	4:42.571	1:28.244	1:43.376	298.8	2:12:27.969
20	1	3:41.308	34.594	1:25.518	1:41.196	301.3	2:16:09.277
21	1	3:42.428	35.410	1:27.197	1:39.821	298.0	2:19:51.705
22	1	3:47.106 B	34.218	1:25.133	1:47.755	292.4	2:23:38.811
23	3	17:36.397	...	1:28.209	1:46.760	298.0	2:41:15.208
24	3	3:44.266	36.295	1:26.185	1:41.786	301.3	2:44:59.474
25	3	3:44.585	35.126	1:27.684	1:41.775	302.2	2:48:44.059
26	3	3:40.688	34.362	1:25.301	1:41.025	303.0	2:52:24.747
27	3	3:42.874	34.261	1:25.386	1:43.227	306.5	2:56:07.621
28	3	3:52.742 B	35.145	1:26.705	1:50.892	301.3	3:00:00.363
29	2	5:52.035	2:38.427	1:29.350	1:44.258	300.5	3:05:52.398
30	2	3:45.309	35.236	1:26.125	1:43.948	303.9	3:09:37.707
31	2	3:47.830	35.306	1:25.948	1:46.576	303.9	3:13:25.537
32	2	3:56.572 B	35.529	1:27.674	1:53.369	301.3	3:17:22.109
33	2	8:24.717	5:07.684	1:27.369	1:49.664	300.5	3:25:46.826
34	2	3:41.707	34.865	1:25.527	1:41.315	300.5	3:29:28.533
35	2	3:41.532	34.952	1:25.266	1:41.314	303.9	3:33:10.065
36	2	3:48.676 B	34.904	1:25.502	1:48.270	302.2	3:36:58.741
37	2	18:40.614	...	1:27.540	1:41.240	302.2	3:55:39.355
38	2	3:41.063	34.875	1:25.283	1:40.905	301.3	3:59:20.418
39	2	3:47.518 B	34.450	1:25.058	1:48.010	300.5	4:03:07.936
40	1	1:19:24.241	...	1:29.131	1:41.539	300.5	5:22:32.177
41	1	3:42.076	35.017	1:26.259	1:40.800	298.8	5:26:14.253
42	1	3:41.818	35.423	1:25.625	1:40.770	301.3	5:29:56.071

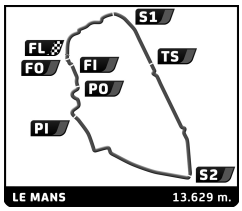

FIA WEC

Official Test 24 Hours of Le Mans

Official Test

Sector Analysis

Personal Best | Session Best | B Crossing the finish line in pit lane

Lap	D	Time	Sector 1	Sector 2	Sector 3	T. Spd	Elapsed
43	1	3:41.099	35.050	1:25.390	1:40.659	301.3	5:33:37.170
44	1	3:41.185	34.576	1:24.836	1:41.773	303.9	5:37:18.355
45	1	6:18.556 B	38.811	2:10.875	3:28.870	269.1	5:43:36.911
46	2	15:27.493	...	1:26.874	1:47.348	302.2	5:59:04.404
47	2	3:58.765	34.445	1:41.574	1:42.746	171.2	6:03:03.169
48	2	4:12.462 B	35.047	1:46.843	1:50.572	79.3	6:07:15.631
49	2	10:39.692	7:31.394	1:26.660	1:41.638	290.8	6:17:55.323
50	2	3:45.558	35.678	1:27.649	1:42.231	298.0	6:21:40.881
51	2	3:50.767 B	35.716	1:26.749	1:48.302	303.9	6:25:31.648
52	2	11:25.404	8:04.921	1:37.797	1:42.686	298.0	6:36:57.052
53	2	3:39.963	34.152	1:24.722	1:41.089	301.3	6:40:37.015
54	2	3:41.178	34.411	1:24.927	1:41.840	301.3	6:44:18.193
55	2	3:38.581	34.384	1:24.582	1:39.615	302.2	6:47:56.774
56	2	3:48.043 B	35.026	1:25.577	1:47.440	302.2	6:51:44.817
57	3	18:25.801	...	1:27.360	1:45.391	296.4	7:10:10.618
58	3	3:48.501	35.490	1:27.097	1:45.914	282.5	7:13:59.119
59	3	3:42.178	34.793	1:26.214	1:41.171	298.0	7:17:41.297
60	3	3:40.700	34.202	1:24.957	1:41.541	301.3	7:21:21.997
61	3	3:40.291	34.992	1:25.189	1:40.110	302.2	7:25:02.288
62	3	3:46.305 B	34.094	1:24.546	1:47.665	303.9	7:28:48.593
63	3	11:28.965	8:17.286	1:30.673	1:41.006	236.7	7:40:17.558
64	3	3:40.888	34.970	1:25.384	1:40.534	298.8	7:43:58.446
65	3	3:41.720	35.805	1:25.510	1:40.405	302.2	7:47:40.166
66	3	3:45.323	37.213	1:25.246	1:42.864	303.9	7:51:25.489
67	3	3:50.022 B	34.468	1:25.313	1:50.241	298.8	7:55:15.511
68	1	7:35.835	4:25.917	1:27.813	1:42.105	298.8	8:02:51.346
69	1	3:41.522	34.894	1:25.850	1:40.778	297.2	8:06:32.868
70	1	4:17.312 B	34.834	1:38.246	2:04.232	300.5	8:10:50.180
71	1	13:16.187	7:49.574	3:01.986	2:24.627	104.3	8:24:06.367
72	1	6:31.889 B	35.665	1:26.009	4:30.215	303.9	8:30:38.256

47 KCMG — Oreca 05 - NISSAN — LMP2
1.Tsugio MATSUDA 2.Matthew HOWSON 3.Richard BRADLEY

Lap	D	Time	Sector 1	Sector 2	Sector 3	T. Spd	Elapsed
1	3	45:34.508 B	...	1:31.007	1:55.336	267.1	45:34.508
2	3	8:39.026	5:27.740	1:27.623	1:43.663	299.7	54:13.534
3	3	3:42.037	34.451	1:25.868	1:41.718	300.5	57:55.571
4	3	3:39.646	34.274	1:25.168	1:40.204	299.7	1:01:35.217
5	3	3:41.538	33.965	1:26.953	1:40.620	304.7	1:05:16.755
6	3	3:42.118	34.345	1:25.126	1:42.647	303.0	1:08:58.873
7	3	3:58.161 B	34.295	1:28.166	1:55.700	269.8	1:12:57.034
8	2	13:33.471	...	1:29.196	1:45.343	298.0	1:26:30.505
9	2	3:46.023	35.243	1:27.354	1:43.426	298.0	1:30:16.528
10	2	3:43.761	35.156	1:26.559	1:42.046	298.8	1:34:00.289
11	2	3:44.190	34.735	1:26.052	1:43.403	298.8	1:37:44.479
12	2	3:42.055	34.501	1:26.242	1:41.312	291.6	1:41:26.534
13	2	3:42.326	34.645	1:26.236	1:41.445	292.4	1:45:08.860
14	2	3:51.589 B	35.260	1:26.192	1:50.137	298.0	1:49:00.449
15	1	11:31.564 B	5:28.191	1:29.202	4:34.171	298.8	2:00:32.013
16	1	16:31.700	...	1:29.513	1:51.212	297.2	2:17:03.713
17	1	3:51.048	35.942	1:27.097	1:48.009	303.0	2:20:54.761
18	1	3:49.030	35.494	1:28.843	1:44.693	300.5	2:24:43.791
19	1	3:55.350	36.421	1:30.833	1:48.096	299.7	2:28:39.141
20	1	4:33.493	35.235	1:50.051	2:08.207	297.2	2:33:12.634
21	1	3:45.509	34.723	1:26.484	1:44.302	299.7	2:36:58.143
22	1	3:52.926 B	34.778	1:27.236	1:50.912	300.5	2:40:51.069
23	1	6:07.796	2:57.688	1:27.081	1:43.027	297.2	2:46:58.865
24	1	3:47.942	34.673	1:26.231	1:47.038	301.3	2:50:46.807
25	1	3:44.609	36.000	1:26.570	1:42.039	298.8	2:54:31.416
26	1	3:43.236	34.897	1:26.228	1:42.111	301.3	2:58:14.652
27	1	3:43.492	34.777	1:25.740	1:42.975	298.8	3:01:58.144
28	1	3:41.267	34.429	1:25.525	1:41.313	300.5	3:05:39.411
29	1	3:53.930 B	36.676	1:25.910	1:51.344	303.9	3:09:33.341
30	3	8:46.517	5:33.779	1:28.488	1:44.250	272.5	3:18:19.858
31	3	3:44.490	34.734	1:25.946	1:43.810	300.5	3:22:04.348
32	3	3:43.895	34.991	1:25.663	1:43.241	301.3	3:25:48.243
33	3	3:50.975	37.824	1:29.007	1:44.144	298.8	3:29:39.218
34	3	3:53.680 B	34.733	1:27.788	1:51.159	292.4	3:33:32.898
35	2	13:40.471	...	1:29.709	1:43.643	281.0	3:47:13.369
36	2	3:44.370	35.319	1:26.621	1:42.430	295.6	3:50:57.739
37	2	3:42.894	35.234	1:26.264	1:41.396	292.4	3:54:40.633
38	2	3:41.722	34.788	1:25.754	1:41.180	293.2	3:58:22.355
39	2	3:43.176	34.566	1:25.552	1:43.058	298.0	4:02:05.531
40	2	4:01.007 B	34.788	1:25.938	2:00.281	294.0	4:06:06.538
41	3	1:24:50.573	...	1:30.036	1:45.481	298.8	5:30:57.111
42	3	3:38.486	34.029	1:24.851	1:39.606	300.5	5:34:35.597
43	3	3:52.594 B	33.969	1:24.749	1:53.876	303.0	5:38:28.191
44	3	18:09.419	...	2:33.554	1:54.939	109.3	5:56:37.610
45	3	3:43.846	34.096	1:26.881	1:42.869	266.5	6:00:21.456
46	3	4:08.844 B	34.165	1:46.874	1:47.805	78.8	6:04:30.300
47	3	8:54.907	5:45.267	1:26.379	1:43.261	302.2	6:13:25.207
48	3	3:46.550	34.621	1:25.648	1:46.281	303.0	6:17:11.757
49	3	3:39.112	34.229	1:24.708	1:40.175	298.8	6:20:50.869
50	3	3:42.134	34.800	1:24.518	1:42.816	302.2	6:24:33.003
51	3	3:55.579 B	34.720	1:25.433	1:55.426	300.5	6:28:28.582
52	1	8:55.796	5:43.850	1:28.480	1:43.466	300.5	6:37:24.378
53	1	3:43.262	34.983	1:26.343	1:41.936	293.2	6:41:07.640
54	1	3:41.896	34.550	1:25.917	1:41.429	298.8	6:44:49.536
55	1	3:41.468	34.599	1:25.936	1:40.933	294.0	6:48:31.004
56	1	3:42.442	34.567	1:25.601	1:42.274	298.8	6:52:13.446
57	1	3:40.511	34.281	1:25.296	1:40.934	298.0	6:55:53.957
58	1	3:48.109 B	34.542	1:25.677	1:47.890	296.4	6:59:42.066
59	1	8:29.173	5:11.319	1:26.847	1:51.007	298.0	7:08:11.239
60	1	3:41.371	34.507	1:25.987	1:40.877	305.6	7:11:52.610
61	1	3:52.449 B	34.917	1:26.907	1:50.625	294.0	7:15:45.059
62	1	7:14.227	4:04.543	1:27.337	1:42.347	301.3	7:22:59.286
63	1	3:41.413	34.485	1:25.920	1:41.008	299.7	7:26:40.699
64	1	3:41.503	34.365	1:25.706	1:41.432	303.0	7:30:22.202
65	1	3:42.346	34.842	1:26.151	1:41.353	303.9	7:34:04.548
66	1	3:49.726 B	34.615	1:25.478	1:49.633	300.5	7:37:54.274
67	2	8:01.302	4:50.261	1:28.124	1:42.917	297.2	7:45:55.576
68	2	3:42.575	35.083	1:26.051	1:41.441	294.8	7:49:38.151
69	2	3:43.014	35.265	1:26.332	1:41.417	292.4	7:53:21.165
70	2	4:01.866 B	34.867	1:25.575	2:01.424	298.8	7:57:23.031

48 Murphy Prototypes — Oreca 03R - NISSAN — LMP2
1.Ben KEATING 2.Jeroen BLEEKEMOLEN 3.Marc GOOSSENS

Lap	D	Time	Sector 1	Sector 2	Sector 3	T. Spd	Elapsed
1	2	1:56:03.377	...	1:33.182	1:53.071	237.2	1:56:03.377
2	2	9:48.739 B	53.168	4:19.183	4:36.388	76.1	2:05:52.116
3	2	12:05.265	8:42.059	1:32.338	1:50.868	295.6	2:17:57.381
4	2	3:57.991	37.120	1:29.959	1:50.912	301.3	2:21:55.372
5	2	3:52.678	38.079	1:28.130	1:46.469	302.2	2:25:48.050
6	2	3:50.754	36.637	1:27.735	1:46.382	303.0	2:29:38.804
7	2	4:20.647	36.491	1:50.461	1:53.695	307.3	2:33:59.451
8	2	3:49.839	36.379	1:27.825	1:45.635	301.3	2:37:49.290

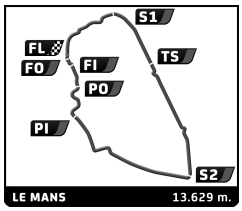

FIA WEC

Official Test 24 Hours of Le Mans

Official Test

Sector Analysis

Personal Best | Session Best | B Crossing the finish line in pit lane

Lap	D	Time	Sector 1	Sector 2	Sector 3	T. Spd	Elapsed
9	2	3:57.445 B	36.294	1:27.246	1:53.905	303.0	2:41:46.735
10	2	11:15.175	7:59.871	1:29.224	1:46.080	294.0	2:53:01.910
11	2	3:49.543	36.549	1:27.932	1:45.062	301.3	2:56:51.453
12	2	3:47.424	35.790	1:27.276	1:44.358	300.5	3:00:38.877
13	2	3:49.624	35.812	1:27.610	1:46.202	303.9	3:04:28.501
14	2	3:47.401	35.907	1:27.283	1:44.211	300.5	3:08:15.902
15	2	3:52.305	35.947	1:29.679	1:46.679	287.7	3:12:08.207
16	2	4:05.574 B	35.992	1:30.814	1:58.768	302.2	3:16:13.781
17	2	9:06.901	5:33.454	1:37.108	1:56.339	277.4	3:25:20.682
18	2	3:59.667	37.722	1:30.962	1:50.983	277.4	3:29:20.349
19	2	5:44.666	36.780	1:29.587	3:38.299	300.5	3:35:05.015
20	2	3:57.054	37.007	1:30.091	1:49.956	289.3	3:39:02.069
21	2	3:56.858	37.761	1:30.258	1:48.839	298.8	3:42:58.927
22	2	3:54.381	37.159	1:28.853	1:48.369	285.4	3:46:53.308
23	2	4:27.283 B	36.512	1:31.063	2:19.708	296.4	3:51:20.591
24	1	4:58.164	1:34.726	1:32.032	1:51.406	300.5	3:56:18.755
25	1	3:58.694	38.471	1:30.560	1:49.663	298.8	4:00:17.449
26	1	4:25.896 B	39.563	1:39.623	2:06.710	219.9	4:04:43.345
27	3	1:36:07.543 B	...	5:57.882	6:02.546	58.2	5:40:50.888
28	3	10:14.626	4:09.007	2:47.629	3:17.990	141.4	5:51:05.514
29	3	5:16.697 B	1:02.431	2:13.718	2:00.548	108.5	5:56:22.211
30	3	5:15.733	1:54.926	1:33.091	1:47.716	183.7	6:01:37.944
31	3	4:10.650	36.449	1:47.595	1:46.606	66.3	6:05:48.594
32	3	3:48.842	35.962	1:27.350	1:45.530	300.5	6:09:37.436
33	3	3:57.355 B	35.879	1:26.631	1:54.845	299.7	6:13:34.791
34	1	13:31.540	...	1:33.521	1:50.430	296.4	6:27:06.331
35	1	4:23.012	37.006	1:50.584	1:55.422	297.2	6:31:29.343
36	1	3:54.465	36.363	1:29.661	1:48.441	296.4	6:35:23.808
37	1	3:52.841	36.872	1:28.796	1:47.173	297.2	6:39:16.649
38	1	3:51.231	36.471	1:28.489	1:46.271	298.0	6:43:07.880
39	1	3:49.333	35.944	1:27.508	1:45.881	298.8	6:46:57.213
40	1	3:48.641	35.929	1:27.294	1:45.418	299.7	6:50:45.854
41	1	3:57.351 B	36.048	1:27.952	1:53.351	303.9	6:54:43.205
42	2	7:51.331	4:36.307	1:29.567	1:45.457	286.2	7:02:34.536
43	2	3:46.168	35.745	1:26.989	1:43.434	295.6	7:06:20.704
44	2	3:48.329	35.261	1:26.072	1:46.996	301.3	7:10:09.033
45	2	3:49.278	35.830	1:26.749	1:46.699	302.2	7:13:58.311
46	2	3:46.453	35.319	1:27.082	1:44.052	298.8	7:17:44.764
47	2	3:54.193 B	35.263	1:26.229	1:52.701	300.5	7:21:38.957
48	2	6:13.080	2:57.433	1:28.697	1:46.950	298.8	7:27:52.037
49	2	3:43.574	35.099	1:26.072	1:42.403	299.7	7:31:35.611
50	2	3:42.537	34.862	1:25.594	1:42.081	299.7	7:35:18.148
51	2	3:48.060	36.449	1:26.769	1:44.842	299.7	7:39:06.208
52	2	3:55.326 B	35.610	1:27.243	1:52.473	303.0	7:43:01.534
53	1	10:14.969	6:55.493	1:30.915	1:48.561	289.3	7:53:16.503
54	1	3:59.351	35.721	1:27.704	1:55.926	300.5	7:57:15.854
55	1	3:49.965	35.794	1:27.439	1:46.732	302.2	8:01:05.819
56	1	3:50.408	36.843	1:27.812	1:45.753	298.8	8:04:56.227
57	1	4:14.636	35.573	1:27.083	2:11.980	300.5	8:09:10.863
58	1	6:23.229 B	43.089	2:22.427	3:17.713	234.7	8:15:34.092

49 **Michael Shank Racing** — LIGIER JS P2 - HONDA — LMP2

1.John PEW
2.Oswaldo NEGRI JR
3.Laurens VANTHOOR

Lap	D	Time	Sector 1	Sector 2	Sector 3	T. Spd	Elapsed
1	3	4:45.263 B	1:07.160	1:35.105	2:02.998	229.7	4:45.263
2	3	28:10.512	...	1:30.989	1:48.295	272.5	32:55.775
3	3	3:50.325	35.963	1:28.410	1:45.952	298.0	36:46.100
4	3	4:06.491	53.893	1:27.654	1:44.944	297.2	40:52.591
5	3	3:52.557 B	34.993	1:26.972	1:50.592	300.5	44:45.148
6	1	11:44.703	8:09.601	1:36.872	1:58.230	252.8	56:29.851
7	1	4:08.143	39.280	1:34.367	1:54.496	261.9	1:00:37.994
8	1	4:03.306	38.049	1:32.339	1:52.918	290.0	1:04:41.300
9	1	4:00.463	37.620	1:30.730	1:52.113	295.6	1:08:41.763
10	1	4:08.546	38.452	1:35.304	1:54.790	233.1	1:12:50.309
11	1	4:34.914	39.724	1:54.586	2:00.604	295.6	1:17:25.223
12	1	4:42.150	42.141	2:04.232	1:55.777	289.3	1:22:07.373
13	1	4:00.201	37.836	1:31.356	1:51.009	294.8	1:26:07.574
14	1	3:59.976	38.060	1:30.892	1:51.024	295.6	1:30:07.550
15	1	4:03.929	36.775	1:30.240	1:56.914	294.0	1:34:11.479
16	1	4:14.116 B	39.052	1:31.319	2:03.745	281.7	1:38:25.595
17	3	14:16.293	...	1:27.783	1:44.565	286.9	1:52:41.888
18	3	4:22.750 B	34.535	1:25.733	2:22.482	298.8	1:57:04.638
19	3	15:02.493	...	1:27.073	1:49.812	290.0	2:12:07.131
20	3	3:42.781	34.375	1:26.904	1:41.502	295.6	2:15:49.912
21	3	3:42.682	34.485	1:25.730	1:42.467	297.2	2:19:32.594
22	3	3:40.199	34.166	1:25.429	1:40.604	297.2	2:23:12.793
23	3	3:48.451	35.228	1:26.727	1:46.496	294.0	2:27:01.244
24	3	3:40.364	34.254	1:25.565	1:40.545	301.3	2:30:41.608
25	3	4:11.633	34.522	1:47.195	1:49.916	297.2	2:34:53.241
26	3	3:40.054	34.547	1:25.436	1:40.071	296.4	2:38:33.295
27	3	3:41.579	34.573	1:25.185	1:41.821	298.0	2:42:14.874
28	3	3:45.394	35.144	1:25.452	1:44.798	300.5	2:46:00.268
29	3	3:52.561 B	34.296	1:25.967	1:52.298	300.5	2:49:52.829
30	1	15:45.475	...	1:32.483	1:49.876	294.8	3:05:38.304
31	1	4:00.176	38.697	1:29.713	1:51.766	298.8	3:09:38.480
32	1	3:56.585	38.359	1:29.510	1:48.716	258.8	3:13:35.065
33	1	3:59.253	36.743	1:31.510	1:51.000	298.8	3:17:34.318
34	1	3:56.834	37.013	1:29.892	1:49.929	296.4	3:21:31.152
35	1	3:57.694	38.606	1:29.387	1:49.701	298.0	3:25:28.846
36	1	3:58.659	36.671	1:28.852	1:53.136	296.4	3:29:27.505
37	1	3:59.477	37.867	1:29.949	1:51.661	297.2	3:33:26.982
38	1	4:11.025 B	38.290	1:29.930	2:02.805	296.4	3:37:38.007
39	3	11:38.457	8:11.045	1:29.873	1:57.539	292.4	3:49:16.464
40	3	3:41.829	34.360	1:24.801	1:42.668	298.0	3:52:58.293
41	3	3:40.298	34.145	1:24.818	1:41.335	300.5	3:56:38.591
42	3	3:39.979	34.224	1:24.747	1:41.008	298.8	4:00:18.570
43	3	3:51.287 B	34.949	1:24.460	1:51.878	299.7	4:04:09.857
44	3	1:23:41.052	...	1:26.727	1:43.582	300.5	5:27:50.909
45	3	3:40.939	35.017	1:25.443	1:40.479	303.9	5:31:31.848
46	3	3:43.324	35.291	1:26.052	1:41.981	299.7	5:35:15.172
47	3	4:05.813 B	34.722	1:24.859	2:06.232	299.7	5:39:20.985
48	2	15:15.431	9:48.791	2:51.608	2:35.032	125.1	5:54:36.416
49	2	3:59.189	36.971	1:33.115	1:49.103	198.9	5:58:35.605
50	2	4:10.200	36.016	1:47.830	1:46.354	73.7	6:02:45.805
51	2	4:13.026	36.442	1:51.761	1:44.823	77.6	6:06:58.831
52	2	3:48.478	35.475	1:27.219	1:45.784	302.2	6:10:47.309
53	2	3:50.040	37.028	1:28.164	1:44.848	294.0	6:14:37.349
54	2	3:48.346	35.972	1:27.813	1:44.561	294.0	6:18:25.695
55	2	3:48.489	35.639	1:28.118	1:44.732	293.2	6:22:14.184
56	2	3:50.276	35.428	1:27.891	1:46.957	298.8	6:26:04.460
57	2	4:20.707	35.674	1:51.237	1:53.796	296.4	6:30:25.167
58	2	3:46.513	35.372	1:27.091	1:44.050	295.6	6:34:11.680
59	2	4:03.467 B	37.776	1:30.079	1:55.612	300.5	6:38:15.147
60	1	13:04.895	9:29.251	1:34.926	2:00.718	278.1	6:51:20.042
61	1	4:04.501	37.680	1:34.012	1:52.809	208.0	6:55:24.543
62	1	3:56.921	36.351	1:29.977	1:50.593	295.6	6:59:21.464

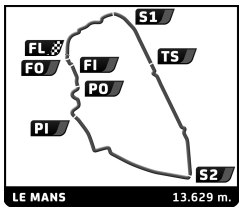

FIA WEC

Official Test 24 Hours of Le Mans

Official Test

Sector Analysis

Personal Best | Session Best | B Crossing the finish line in pit lane

Lap	D	Time	Sector 1	Sector 2	Sector 3	T. Spd	Elapsed
63	1	3:54.899	36.416	1:29.191	1:49.292	296.4	7:03:16.363
64	1	3:54.593	37.113	1:29.066	1:48.414	294.8	7:07:10.956
65	1	3:57.069	36.859	1:29.475	1:50.735	298.8	7:11:08.025
66	1	4:00.029	38.123	1:32.556	1:49.350	237.8	7:15:08.054
67	1	4:11.822 B	40.655	1:30.179	2:00.988	294.0	7:19:19.876
68	3	14:40.635	...	1:26.975	1:51.848	295.6	7:34:00.511
69	3	3:52.872 B	35.260	1:26.857	1:50.755	296.4	7:37:53.383
70	3	13:35.682	...	1:27.818	1:44.605	279.5	7:51:29.065
71	3	3:39.086	34.350	1:24.977	1:39.759	298.0	7:55:08.151
72	3	3:41.403	34.601	1:25.584	1:41.218	299.7	7:58:49.554
73	3	3:41.469	34.878	1:24.615	1:41.976	298.8	8:02:31.023
74	3	3:38.589	34.163	1:25.221	1:39.205	300.5	8:06:09.612
75	3	4:31.440 B	34.720	1:28.920	2:27.800	299.7	8:10:41.052

50 Larbre Competition — Chevrolet Corvette C7-Z06
1.Yutaka YAMAGISHI 3.Jean Philippe BELLOC — LMGTE Am
2.Pierre RAGUES 4.Nicky CATSBURG

Lap	D	Time	Sector 1	Sector 2	Sector 3	T. Spd	Elapsed
1	2	6:48.906 B	1:46.291	2:20.966	2:41.649	152.4	6:48.906
2	2	9:05.158	4:59.578	1:52.586	2:12.994	205.3	15:54.064
3	2	4:29.744	44.604	1:41.204	2:03.936	241.5	20:23.808
4	2	4:41.706 B	41.340	1:36.997	2:23.369	257.0	25:05.514
5	2	28:44.829	...	1:37.328	1:55.268	224.0	53:50.343
6	2	4:06.392	39.358	1:33.999	1:53.035	270.4	57:56.735
7	2	4:04.840	39.273	1:33.294	1:52.273	288.5	1:02:01.575
8	2	4:02.527	38.132	1:32.348	1:52.047	290.0	1:06:04.102
9	2	4:10.455 B	38.318	1:32.351	1:59.786	291.6	1:10:14.557
10	2	15:24.650	...	1:37.249	1:54.307	222.6	1:25:39.207
11	2	4:02.340	38.059	1:32.555	1:51.726	291.6	1:29:41.547
12	2	4:01.898	38.170	1:31.871	1:51.857	289.3	1:33:43.445
13	2	4:08.221 B	38.088	1:31.747	1:58.386	291.6	1:37:51.666
14	3	7:45.349	3:59.471	1:42.439	2:03.439	196.3	1:45:37.015
15	3	4:14.256	41.579	1:36.596	1:56.081	286.2	1:49:51.271
16	3	4:08.839	39.167	1:34.155	1:55.517	290.8	1:54:00.110
17	3	6:50.164 B	40.789	1:37.873	4:31.502	286.9	2:00:50.274
18	3	11:52.846	8:17.991	1:38.044	1:56.811	257.6	2:12:43.120
19	3	4:09.197	39.700	1:32.671	1:56.826	291.6	2:16:52.317
20	3	4:03.149	38.325	1:32.354	1:52.470	292.4	2:20:55.466
21	3	4:06.003	38.396	1:34.833	1:52.774	287.7	2:25:01.469
22	3	4:05.800	38.033	1:33.060	1:54.707	291.6	2:29:07.269
23	3	4:47.114 B	39.968	1:55.231	2:11.915	289.3	2:33:54.383
24	4	11:50.489	8:12.572	1:39.709	1:58.208	208.8	2:45:44.872
25	4	4:08.680	38.899	1:34.070	1:55.711	271.8	2:49:53.552
26	4	4:06.008	38.832	1:33.504	1:53.672	286.2	2:53:59.560
27	4	4:14.642 B	38.173	1:34.193	2:02.276	286.9	2:58:14.202
28	4	7:20.927	3:45.218	1:36.611	1:59.098	245.3	3:05:35.129
29	4	4:02.162	37.942	1:32.406	1:51.814	290.8	3:09:37.291
30	4	4:01.752	38.217	1:32.214	1:51.321	291.6	3:13:39.043
31	4	4:00.934	37.749	1:32.145	1:51.040	291.6	3:17:39.977
32	4	3:59.899	37.811	1:31.717	1:50.371	291.6	3:21:39.876
33	4	4:15.942 B	38.520	1:32.254	2:05.168	290.0	3:25:55.818
34	1	5:58.245	2:22.939	1:36.323	1:58.983	258.2	3:31:54.063
35	1	4:15.538	41.932	1:36.838	1:56.768	253.3	3:36:09.601
36	1	6:21.736 B	1:04.311	2:16.288	3:01.137	165.4	3:42:31.337
37	2	1:26:07.396	...	1:41.012	1:57.425	229.7	5:08:38.733
38	2	4:05.854	38.944	1:33.740	1:53.170	284.7	5:12:44.587
39	2	4:09.235 B	38.218	1:32.995	1:58.022	286.2	5:16:53.822
40	2	6:35.081	3:04.256	1:34.525	1:56.300	286.2	5:23:28.903
41	2	4:00.212	37.755	1:31.724	1:50.733	295.6	5:27:29.115
42	2	3:59.841	37.793	1:31.392	1:50.656	288.5	5:31:28.956
43	2	4:06.551 B	37.911	1:31.562	1:57.078	290.8	5:35:35.507
44	4	23:53.743	...	1:39.521	1:52.188	202.6	5:59:29.250
45	4	4:31.060 B	37.506	1:48.714	2:04.840	180.0	6:04:00.310
46	4	7:26.197	3:59.974	1:35.720	1:50.503	262.6	6:11:26.507
47	4	4:03.771	39.856	1:33.564	1:50.351	291.6	6:15:30.278
48	4	3:57.999	37.452	1:31.593	1:48.954	288.5	6:19:28.277
49	4	3:58.352	37.413	1:31.494	1:49.445	287.7	6:23:26.629
50	4	4:22.399 B	38.272	1:33.467	2:10.660	257.0	6:27:49.028
51	1	8:44.026	5:07.842	1:37.115	1:59.069	279.5	6:36:33.054
52	1	4:17.158	43.823	1:35.230	1:58.105	283.9	6:40:50.212
53	1	4:12.244	40.155	1:34.555	1:57.534	286.9	6:45:02.456
54	1	4:10.033	39.615	1:34.924	1:55.494	285.4	6:49:12.489
55	1	4:08.569	39.423	1:34.056	1:55.090	286.9	6:53:21.058
56	1	4:08.311	39.443	1:34.279	1:54.589	285.4	6:57:29.369
57	1	4:06.138	39.249	1:33.331	1:53.558	286.9	7:01:35.507
58	1	4:10.087	39.243	1:34.030	1:56.814	285.4	7:05:45.594
59	1	4:08.089	40.481	1:33.738	1:53.870	283.9	7:09:53.683
60	1	4:06.908	39.096	1:33.072	1:54.740	287.7	7:14:00.591
61	1	5:35.492 B	39.218	2:31.941	2:24.333	217.2	7:19:36.083
62	3	7:31.178	3:55.085	1:40.627	1:55.466	189.5	7:27:07.261
63	3	4:03.888	38.541	1:33.422	1:51.925	269.1	7:31:11.149
64	3	4:11.648 B	38.238	1:33.776	1:59.634	287.7	7:35:22.797
65	3	5:18.088	1:49.001	1:36.973	1:52.114	248.1	7:40:40.885
66	3	3:59.818	37.810	1:31.872	1:50.136	290.8	7:44:40.703
67	3	3:59.189	37.481	1:31.816	1:49.892	271.8	7:48:39.892
68	3	4:03.655	37.549	1:32.484	1:53.622	279.5	7:52:43.547
69	3	4:05.624	37.602	1:32.398	1:55.624	287.7	7:56:49.171
70	3	4:09.913 B	37.922	1:31.847	2:00.144	289.3	8:00:59.084
71	1	6:19.616	2:49.721	1:35.031	1:54.864	285.4	8:07:18.700
72	1	5:53.933	41.663	1:42.185	3:30.085	280.3	8:13:12.633
73	1	7:21.211	1:05.655	3:00.083	3:15.473	116.3	8:20:33.844
74	1	5:08.878	1:02.062	2:11.145	1:55.671	141.8	8:25:42.722
75	1	9:38.272 B	49.179	4:16.413	4:32.680	78.7	8:35:20.994

51 AF Corse — Ferrari 488 GTE
1.Gianmaria BRUNI 3.Alessandro PIER GUIDI — LMGTE Pro
2.James CALADO

Lap	D	Time	Sector 1	Sector 2	Sector 3	T. Spd	Elapsed
1	3	7:54.507 B	4:00.445	1:44.153	2:09.909	204.1	7:54.507
2	3	5:44.315	2:11.631	1:35.767	1:56.917	273.9	13:38.822
3	3	4:05.738	38.818	1:34.328	1:52.592	286.2	17:44.560
4	3	4:01.782	37.990	1:33.196	1:50.596	289.3	21:46.342
5	3	4:14.776 B	37.965	1:31.722	2:05.089	290.0	26:01.118
6	3	37:14.558	...	1:32.383	1:49.985	289.3	1:03:15.676
7	3	3:59.118	38.199	1:31.842	1:49.077	288.5	1:07:14.794
8	3	3:59.195	38.263	1:31.894	1:49.038	288.5	1:11:13.989
9	3	4:01.348	38.231	1:32.784	1:50.333	290.8	1:15:15.337
10	3	4:30.782	37.113	1:52.342	2:01.327	292.4	1:19:46.119
11	3	3:57.945	37.466	1:31.402	1:49.077	289.3	1:23:44.064
12	3	4:09.484 B	37.882	1:31.559	2:00.043	291.6	1:27:53.548
13	1	1:59:31.985	...	1:33.208	1:50.555	286.2	3:27:25.533
14	1	3:57.007	37.177	1:31.116	1:48.714	291.6	3:31:22.540
15	1	4:02.341	37.363	1:30.825	1:54.153	291.6	3:35:24.881
16	1	3:57.267	36.912	1:31.075	1:49.280	291.6	3:39:22.148
17	1	4:07.106 B	37.829	1:31.711	1:57.566	291.6	3:43:29.254
18	1	7:32.798	4:11.657	1:31.598	1:49.543	290.0	3:51:02.052
19	1	3:56.581	37.132	1:30.757	1:48.692	290.0	3:54:58.633
20	1	3:56.659	37.094	1:30.772	1:48.793	290.8	3:58:55.292

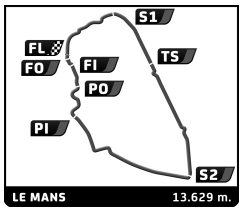

FIA WEC

Official Test 24 Hours of Le Mans

Official Test

Sector Analysis

Personal Best | Session Best | B Crossing the finish line in pit lane

Lap	D	Time	Sector 1	Sector 2	Sector 3	T. Spd	Elapsed
21	1	3:56.638	37.136	1:30.413	1:49.089	289.3	4:02:51.930
22	1	1:30:24.635	38.242	1:32.299	...	290.8	5:33:16.565
23	1	3:58.082	37.362	1:31.475	1:49.245	289.3	5:37:14.647
24	1	6:19.833 B	39.725	2:09.517	3:30.591	274.6	5:43:34.480
25	2	14:49.492	...	1:36.800	1:51.492	204.1	5:58:23.972
26	2	4:11.807	38.117	1:44.558	1:49.132	133.1	6:02:35.779
27	2	4:19.039	37.230	1:51.964	1:49.845	79.7	6:06:54.818
28	2	3:57.212	37.058	1:31.133	1:49.021	288.5	6:10:52.030
29	2	3:56.602	37.188	1:30.714	1:48.700	290.8	6:14:48.632
30	2	3:56.426	37.131	1:30.825	1:48.470	294.0	6:18:45.058
31	2	4:06.778 B	38.035	1:31.471	1:57.272	288.5	6:22:51.836
32	2	14:30.302	...	1:32.892	1:50.506	286.2	6:37:22.138
33	2	3:56.446	37.416	1:30.875	1:48.155	290.0	6:41:18.584
34	2	3:55.900	37.023	1:30.380	1:48.497	290.8	6:45:14.484
35	2	4:09.135 B	38.679	1:32.257	1:58.199	274.6	6:49:23.619
36	1	5:50.922	2:28.648	1:33.097	1:49.177	270.4	6:55:14.541
37	1	3:56.935	37.322	1:30.885	1:48.728	289.3	6:59:11.476
38	1	3:56.444	36.968	1:31.340	1:48.136	292.4	7:03:07.920
39	1	4:04.256 B	37.000	1:30.912	1:56.344	292.4	7:07:12.176
40	1	9:49.136	6:27.595	1:31.370	1:50.171	289.3	7:17:01.312
41	1	3:58.803	37.099	1:30.731	1:50.973	289.3	7:21:00.115
42	1	3:56.120	36.874	1:30.490	1:48.756	292.4	7:24:56.235
43	1	4:02.314 B	36.829	1:30.572	1:54.913	290.0	7:28:58.549
44	1	6:14.795	2:52.753	1:31.218	1:50.824	295.6	7:35:13.344
45	1	4:02.162 B	36.947	1:30.219	1:54.996	294.0	7:39:15.506
46	1	6:45.506	3:25.308	1:31.357	1:48.841	290.0	7:46:01.012
47	1	4:02.370 B	36.774	1:30.626	1:54.970	290.0	7:50:03.382
48	3	6:18.804	2:52.341	1:33.199	1:53.264	289.3	7:56:22.186
49	3	3:58.451	37.177	1:31.723	1:49.551	289.3	8:00:20.637
50	3	3:56.452	37.308	1:30.965	1:48.179	290.0	8:04:17.089
51	3	4:52.032 B	39.297	1:31.332	2:41.403	289.3	8:09:09.121
52	3	25:52.256 B	...	4:20.297	4:30.585	79.2	8:35:01.377

55 AF Corse — Ferrari 458 Italia — LMGTE Am

1.Duncan CAMERON 2.Matt GRIFFIN 3.Aaron SCOTT

Lap	D	Time	Sector 1	Sector 2	Sector 3	T. Spd	Elapsed
1	3	5:20.085	1:19.510	1:49.997	2:10.578	175.9	5:20.085
2	3	4:24.802	42.755	1:39.579	2:02.468	238.3	9:44.887
3	3	4:17.585	40.959	1:37.605	1:59.021	244.8	14:02.472
4	3	4:14.153	40.036	1:36.351	1:57.766	260.7	18:16.625
5	3	4:26.448 B	40.310	1:36.029	2:10.109	285.4	22:43.073
6	3	14:40.167	...	1:38.530	2:14.849	242.6	37:23.240
7	3	4:42.152	1:10.065	1:35.954	1:56.133	236.2	42:05.392
8	3	4:06.872	38.798	1:34.100	1:53.974	291.6	46:12.264
9	3	4:17.791 B	38.543	1:33.824	2:05.424	290.8	50:30.055
10	3	11:58.028	8:19.976	1:38.434	1:59.618	255.1	1:02:28.083
11	3	4:13.792	42.140	1:35.432	1:56.220	288.5	1:06:41.875
12	3	4:05.002	38.361	1:33.765	1:52.876	292.4	1:10:46.877
13	3	4:10.134	38.209	1:35.151	1:56.774	288.5	1:14:57.011
14	3	4:41.736 B	38.231	1:53.182	2:10.323	291.6	1:19:38.747
15	2	8:26.842	4:55.221	1:35.499	1:56.122	268.4	1:28:05.589
16	2	4:04.482	38.281	1:33.089	1:53.112	291.6	1:32:10.071
17	2	4:02.362	38.007	1:32.584	1:51.771	290.0	1:36:12.433
18	2	4:02.217	38.046	1:32.450	1:51.721	290.8	1:40:14.650
19	2	4:10.385 B	38.850	1:32.798	1:58.737	287.7	1:44:25.035
20	2	5:58.992	2:33.331	1:32.555	1:53.106	291.6	1:50:24.027
21	2	4:00.190	37.889	1:31.707	1:50.594	293.2	1:54:24.217
22	2	7:26.318 B	37.545	2:16.524	4:32.249	291.6	2:01:50.535
23	1	14:12.195	...	1:37.806	2:00.418	271.8	2:16:02.730
24	1	4:14.150	41.369	1:34.919	1:57.862	282.5	2:20:16.880
25	1	4:12.178	40.399	1:34.514	1:57.265	288.5	2:24:29.058
26	1	4:09.955	39.830	1:33.852	1:56.273	290.8	2:28:39.013
27	1	4:44.804	39.068	1:52.458	2:13.278	290.8	2:33:23.817
28	1	4:13.669	39.174	1:34.720	1:59.775	289.3	2:37:37.486
29	1	4:17.436 B	41.013	1:33.098	2:03.325	295.6	2:41:54.922
30	1	6:08.242	2:39.825	1:33.866	1:54.551	290.0	2:48:03.164
31	1	4:06.655	39.079	1:33.158	1:54.418	290.0	2:52:09.819
32	1	4:06.198	38.775	1:33.121	1:54.302	290.8	2:56:16.017
33	1	4:09.693	39.121	1:32.733	1:57.839	291.6	3:00:25.710
34	1	4:15.432 B	40.498	1:33.047	2:01.887	291.6	3:04:41.142
35	1	7:18.182	3:42.752	1:37.837	1:57.593	288.5	3:11:59.324
36	1	4:15.574	38.958	1:37.835	1:58.781	290.0	3:16:14.898
37	1	4:06.886	39.855	1:33.755	1:53.276	282.5	3:20:21.784
38	1	4:08.981	39.650	1:34.276	1:55.055	288.5	3:24:30.765
39	1	4:04.728	38.963	1:32.624	1:53.141	295.6	3:28:35.493
40	1	4:12.127 B	38.970	1:32.583	2:00.574	292.4	3:32:47.620
41	2	6:29.154	3:00.490	1:34.314	1:54.350	283.9	3:39:16.774
42	2	4:03.732	38.004	1:33.870	1:51.858	291.6	3:43:20.506
43	2	4:02.893	38.295	1:33.018	1:51.580	287.7	3:47:23.399
44	2	4:01.161	37.848	1:32.141	1:51.172	290.8	3:51:24.560
45	2	4:00.861	37.750	1:32.737	1:50.374	281.0	3:55:25.421
46	2	4:00.605	37.986	1:32.062	1:50.557	287.7	3:59:26.026
47	2	3:58.869	37.581	1:31.316	1:49.972	294.8	4:03:24.895
48	3	1:22:46.837	38.619	1:33.413	...	290.0	5:26:11.732
49	3	4:08.513	39.378	1:35.786	1:53.349	286.2	5:30:20.245
50	3	4:06.252	38.430	1:34.284	1:53.538	287.7	5:34:26.497
51	3	4:13.566	38.437	1:33.274	2:01.855	288.5	5:38:40.063
52	3	7:22.762 B	58.306	3:03.631	3:20.825	118.7	5:46:02.825
53	3	8:36.557	3:09.035	2:51.926	2:35.596	137.8	5:54:39.382
54	3	4:18.880 B	38.953	1:35.847	2:04.080	248.7	5:58:58.262
55	3	13:42.253	...	1:36.551	1:55.726	255.7	6:12:40.515
56	3	4:07.120	41.183	1:33.358	1:52.579	290.0	6:16:47.635
57	3	4:01.690	37.699	1:32.538	1:51.453	290.0	6:20:49.325
58	3	4:05.366	39.363	1:33.009	1:52.994	290.8	6:24:54.691
59	3	4:31.999	38.144	1:53.865	1:59.990	288.5	6:29:26.690
60	3	4:02.430	37.986	1:32.808	1:51.636	288.5	6:33:29.120
61	3	4:16.562 B	39.167	1:33.466	2:03.929	290.0	6:37:45.682
62	1	7:23.142	3:53.768	1:35.408	1:53.966	254.5	6:45:08.824
63	1	4:06.832	39.088	1:33.970	1:53.774	287.7	6:49:15.656
64	1	4:06.228	39.545	1:33.624	1:53.059	289.3	6:53:21.884
65	1	4:07.844	39.848	1:33.669	1:54.327	277.4	6:57:29.728
66	1	4:06.013	39.790	1:33.048	1:53.175	292.4	7:01:35.741
67	1	4:12.870	39.703	1:34.020	1:59.147	276.7	7:05:48.611
68	1	4:18.186 B	40.426	1:35.697	2:02.063	292.4	7:10:06.797
69	1	6:10.493	2:34.585	1:33.886	2:02.022	282.5	7:16:17.290
70	1	4:04.910	38.743	1:33.191	1:52.976	288.5	7:20:22.200
71	1	4:14.417 B	39.042	1:33.135	2:02.240	290.0	7:24:36.617
72	1	13:52.718	...	1:35.894	1:54.622	269.8	7:38:29.335
73	1	4:09.254	39.196	1:36.085	1:53.973	253.9	7:42:38.589
74	1	4:05.436	39.074	1:33.750	1:52.612	290.0	7:46:44.025
75	1	4:08.276	39.094	1:33.336	1:55.846	288.5	7:50:52.301
76	1	4:13.939 B	40.133	1:33.493	2:00.313	286.2	7:55:06.240
77	2	6:48.183	3:19.843	1:34.421	1:53.919	288.5	8:01:54.423
78	2	4:02.778	38.186	1:33.064	1:51.528	288.5	8:05:57.201
79	2	4:42.284 B	38.338	1:32.972	2:30.974	289.3	8:10:39.485
80	2	10:02.118 B	3:42.416	3:00.963	3:18.739	122.1	8:20:41.603

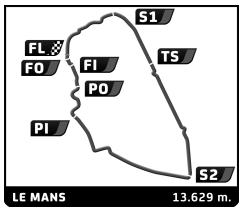

FIA WEC

Official Test 24 Hours of Le Mans

Official Test

Sector Analysis

Personal Best | Session Best | B Crossing the finish line in pit lane

Lap	D	Time	Sector 1	Sector 2	Sector 3	T. Spd	Elapsed
81	2	8:44.519 B	3:21.741	1:42.090	3:40.688	212.1	8:29:26.122

57 Team AAI — Chevrolet Corvette C7-Z06
1.Johnny O'CONNELL 2.Oliver BRYANT 3.Mark PATTERSON — LMGTE Am

Lap	D	Time	Sector 1	Sector 2	Sector 3	T. Spd	Elapsed
1	2	14:30.276 B	...	1:54.936	2:20.136	168.2	14:30.276
2	2	13:08.964	9:17.492	1:45.181	2:06.291	219.0	27:39.240
3	2	4:33.947 B	43.128	1:41.090	2:09.729	257.6	32:13.187
4	2	19:16.321	...	1:42.228	2:03.929	238.3	51:29.508
5	2	4:21.540	41.449	1:40.014	2:00.077	260.0	55:51.048
6	2	4:18.262	41.347	1:38.590	1:58.325	273.2	1:00:09.310
7	2	4:15.359	40.923	1:37.406	1:57.030	274.6	1:04:24.669
8	2	4:14.945	40.359	1:37.500	1:57.086	273.9	1:08:39.614
9	2	4:21.970	39.942	1:41.235	2:00.793	208.0	1:13:01.584
10	2	4:51.003 B	41.568	1:58.460	2:10.975	273.2	1:17:52.587
11	1	55:41.485	...	1:44.536	2:03.258	206.8	2:13:34.072
12	1	4:19.716	41.018	1:39.821	1:58.877	259.4	2:17:53.788
13	1	4:16.561	40.377	1:38.682	1:57.502	257.6	2:22:10.349
14	1	4:25.979 B	40.239	1:37.690	2:08.050	276.0	2:26:36.328
15	1	15:01.941	...	1:40.664	1:57.797	253.3	2:41:38.269
16	1	4:15.507	40.250	1:38.074	1:57.183	276.0	2:45:53.776
17	1	4:14.406	40.455	1:37.611	1:56.340	273.2	2:50:08.182
18	1	4:13.253	39.632	1:37.172	1:56.449	271.8	2:54:21.435
19	1	4:14.127	40.067	1:38.003	1:56.057	271.8	2:58:35.562
20	1	4:26.481 B	40.310	1:37.451	2:08.720	271.8	3:03:02.043
21	1	47:13.318	...	1:39.728	1:57.839	271.1	3:50:15.361
22	1	4:14.908	40.276	1:36.911	1:57.721	273.2	3:54:30.269
23	1	4:12.185	39.472	1:36.726	1:55.987	270.4	3:58:42.454
24	1	4:20.793 B	40.615	1:37.751	2:02.427	271.1	4:03:03.247
25	3	1:56:04.474	...	1:57.690	2:10.484	159.1	5:59:07.721
26	3	4:43.358	44.044	1:58.448	2:00.866	108.6	6:03:51.079
27	3	4:49.497	42.011	2:02.100	2:05.386	76.4	6:08:40.576
28	3	4:16.712	41.135	1:36.707	1:58.870	278.8	6:12:57.288
29	3	4:16.633	40.842	1:36.777	1:59.014	269.1	6:17:13.921
30	3	4:17.113	41.785	1:36.192	1:59.136	283.9	6:21:31.034
31	3	4:18.457	40.979	1:38.232	1:59.246	280.3	6:25:49.491
32	3	4:46.414	41.669	1:58.779	2:05.966	281.7	6:30:35.905
33	3	4:15.518	40.853	1:36.317	1:58.348	278.8	6:34:51.423
34	3	4:28.582 B	40.888	1:37.132	2:10.562	280.3	6:39:20.005
35	1	8:06.757	4:41.450	1:33.495	1:51.812	288.5	6:47:26.762
36	1	4:03.140	38.580	1:32.967	1:51.593	273.2	6:51:29.902
37	1	4:14.337 B	40.467	1:33.201	2:00.669	283.2	6:55:44.239
38	1	8:41.012	5:15.020	1:33.370	1:52.622	285.4	7:04:25.251
39	1	4:09.934 B	38.417	1:32.949	1:58.568	289.3	7:08:35.185
40	1	5:53.883	2:29.258	1:33.016	1:51.609	291.6	7:14:29.068
41	1	4:03.725	38.974	1:33.248	1:51.503	290.0	7:18:32.793
42	1	4:08.084 B	38.354	1:32.185	1:57.545	282.5	7:22:40.877
43	1	7:53.723	4:30.631	1:32.124	1:50.968	292.4	7:30:34.600
44	1	4:02.109	38.311	1:31.991	1:51.807	291.6	7:34:36.709
45	1	4:07.518 B	37.940	1:32.056	1:57.522	292.4	7:38:44.227
46	2	9:52.096	6:17.684	1:37.145	1:57.267	271.8	7:48:36.323
47	2	4:12.125	40.022	1:35.322	1:56.781	270.4	7:52:48.448
48	2	4:19.379	39.638	1:34.906	2:04.835	287.7	7:57:07.827
49	2	4:10.091	39.810	1:34.810	1:55.471	281.7	8:01:17.918
50	2	4:08.023	39.240	1:34.104	1:54.679	287.7	8:05:25.941
51	2	4:49.434	39.058	1:34.466	2:35.910	284.7	8:10:15.375
52	2	7:12.350 B	51.079	3:01.777	3:19.494	118.2	8:17:27.725

60 Formula Racing — Ferrari 458 Italia
1.Johnny LAURSEN 2.Mikkel MAC 3.Christina NIELSEN — LMGTE Am

Lap	D	Time	Sector 1	Sector 2	Sector 3	T. Spd	Elapsed
1	2	6:40.364 B	2:43.176	1:45.783	2:11.405	209.2	6:40.364
2	2	21:07.692	...	1:38.858	1:56.633	188.5	27:48.056
3	2	4:05.650	38.783	1:33.754	1:53.113	291.6	31:53.706
4	2	4:03.548	38.226	1:32.889	1:52.433	291.6	35:57.254
5	2	4:13.874	49.289	1:32.498	1:52.087	289.3	40:11.128
6	2	4:18.711	52.607	1:32.226	1:53.878	291.6	44:29.839
7	2	4:00.897	38.075	1:31.690	1:51.132	290.8	48:30.736
8	2	4:08.254 B	37.763	1:32.205	1:58.286	289.3	52:38.990
9	1	7:53.713	4:18.610	1:36.128	1:58.975	286.2	1:00:32.703
10	1	4:13.579	40.170	1:36.006	1:57.403	288.5	1:04:46.282
11	1	4:12.694	39.940	1:35.822	1:56.932	291.6	1:08:58.976
12	1	4:11.795	40.380	1:35.201	1:56.214	249.3	1:13:10.771
13	1	4:37.019	39.634	1:55.082	2:02.303	290.8	1:17:47.790
14	1	4:21.089	39.384	1:45.180	1:56.525	290.8	1:22:08.879
15	1	4:08.743	39.399	1:34.298	1:55.046	275.3	1:26:17.622
16	1	4:07.637	39.230	1:33.981	1:54.426	288.5	1:30:25.259
17	1	4:05.704	38.799	1:33.466	1:53.439	290.0	1:34:30.963
18	1	4:07.594	39.253	1:33.733	1:54.608	290.0	1:38:38.557
19	1	4:06.881	38.951	1:33.602	1:54.328	290.8	1:42:45.438
20	1	4:05.402	38.757	1:33.219	1:53.426	290.0	1:46:50.840
21	1	4:05.689	38.562	1:33.312	1:53.815	291.6	1:50:56.529
22	1	6:31.253 B	38.568	1:33.548	4:19.137	289.3	1:57:27.782
23	3	31:45.201	...	1:43.196	2:07.790	247.0	2:29:12.983
24	3	4:46.115	41.823	1:57.837	2:06.455	270.4	2:33:59.098
25	3	4:14.242	40.553	1:36.507	1:57.182	271.1	2:38:13.340
26	3	4:11.079	40.343	1:34.919	1:55.817	287.7	2:42:24.419
27	3	4:11.027	40.010	1:34.583	1:56.434	290.0	2:46:35.446
28	3	4:12.969	39.671	1:34.574	1:58.724	288.5	2:50:48.415
29	3	4:11.841	39.472	1:34.944	1:57.425	290.0	2:55:00.256
30	3	4:08.462	39.453	1:33.987	1:55.022	291.6	2:59:08.718
31	3	4:08.498	39.369	1:34.100	1:55.029	288.5	3:03:17.216
32	3	4:09.468	39.389	1:33.553	1:56.526	291.6	3:07:26.684
33	3	4:08.027	39.622	1:33.725	1:54.680	290.0	3:11:34.711
34	3	4:10.544	39.774	1:34.434	1:56.336	289.3	3:15:45.255
35	3	4:08.438	40.146	1:33.507	1:54.785	290.8	3:19:53.693
36	3	4:37.706 B	43.867	1:40.467	2:13.372	243.1	3:24:31.399
37	2	7:01.869	3:35.023	1:33.451	1:53.395	289.3	3:31:33.268
38	2	4:02.700	37.802	1:32.161	1:52.737	290.0	3:35:35.968
39	2	4:02.885	37.922	1:32.945	1:52.018	289.3	3:39:38.853
40	2	4:00.808	37.856	1:32.366	1:50.586	290.0	3:43:39.661
41	2	4:06.688	37.813	1:38.290	1:50.585	283.2	3:47:46.349
42	2	4:00.415	37.873	1:31.651	1:50.891	291.6	3:51:46.764
43	2	4:08.424 B	38.066	1:31.733	1:58.625	289.3	3:55:55.188
44	1	1:26:58.209	...	1:35.296	1:59.264	290.8	5:22:53.397
45	1	4:06.773	39.122	1:33.385	1:54.266	290.0	5:27:00.170
46	1	4:08.273	40.312	1:33.474	1:54.487	290.0	5:31:08.443
47	1	4:06.478	39.064	1:33.833	1:53.581	289.3	5:35:14.921
48	1	4:15.204	39.522	1:33.622	2:02.060	290.8	5:39:30.125
49	1	6:31.502	40.650	2:34.036	3:16.816	124.6	5:46:01.627
50	1	7:26.261	1:05.146	3:04.760	3:16.355	112.3	5:53:27.888
51	1	4:08.850	40.001	1:34.193	1:54.656	290.0	5:57:36.738
52	1	4:10.869	39.751	1:36.441	1:54.677	200.3	6:01:47.607
53	1	4:36.021	39.093	2:02.892	1:54.036	85.0	6:06:23.628
54	1	4:05.298	38.746	1:33.282	1:53.270	289.3	6:10:28.926

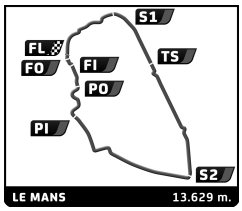

FIA WEC

Official Test 24 Hours of Le Mans

Official Test

Sector Analysis

Personal Best | Session Best | B Crossing the finish line in pit lane

Lap	D	Time	Sector 1	Sector 2	Sector 3	T. Spd	Elapsed
55	1	4:04.981	39.027	1:33.376	1:52.578	288.5	6:14:33.907
56	1	4:05.139	38.671	1:33.177	1:53.291	286.9	6:18:39.046
57	1	4:04.696	38.812	1:33.030	1:52.854	287.7	6:22:43.742
58	1	4:03.346	38.228	1:33.201	1:51.917	287.7	6:26:47.088
59	1	4:47.215 B	39.207	1:54.776	2:13.232	288.5	6:31:34.303
60	3	8:15.534	4:35.652	1:43.293	1:56.589	244.8	6:39:49.837
61	3	4:11.537	39.656	1:35.202	1:56.679	285.4	6:44:01.374
62	3	4:08.189	38.949	1:34.641	1:54.599	286.2	6:48:09.563
63	3	4:09.230	39.322	1:34.381	1:55.527	286.2	6:52:18.793
64	3	4:07.711	39.118	1:34.195	1:54.398	286.9	6:56:26.504
65	3	4:12.887	39.064	1:35.796	1:58.027	286.9	7:00:39.391
66	3	4:17.026	41.885	1:36.469	1:58.672	282.5	7:04:56.417
67	3	4:08.905	39.126	1:33.552	1:56.227	287.7	7:09:05.322
68	3	4:06.383	39.195	1:33.441	1:53.747	286.9	7:13:11.705
69	3	4:05.001	38.856	1:33.075	1:53.070	290.0	7:17:16.706
70	3	4:08.146	38.994	1:33.122	1:56.030	288.5	7:21:24.852
71	3	4:08.976	39.349	1:35.102	1:54.525	290.8	7:25:33.828
72	3	4:03.725	38.364	1:33.062	1:52.299	286.2	7:29:37.553
73	3	4:05.795	38.454	1:33.131	1:54.210	289.3	7:33:43.348
74	3	4:19.006 B	39.911	1:34.215	2:04.880	289.3	7:38:02.354
75	3	10:59.270	7:10.973	1:45.134	2:03.163	187.8	7:49:01.624
76	3	4:03.318	38.440	1:33.109	1:51.769	288.5	7:53:04.942
77	3	4:12.625	38.294	1:32.996	2:01.335	290.0	7:57:17.567
78	3	4:14.231	38.057	1:38.632	1:57.542	290.0	8:01:31.798
79	3	4:03.723	39.001	1:33.004	1:51.718	289.3	8:05:35.521
80	3	5:00.178 B	38.226	1:35.713	2:46.239	289.3	8:10:35.699
81	1	13:43.317	8:02.295	3:02.052	2:38.970	96.7	8:24:19.016
82	1	7:35.992 B	40.199	2:18.940	4:36.853	287.7	8:31:55.008

61 Clearwater Racing — Ferrari 458 Italia — LMGTE Am

1.Weng Sun MOK 2.Keita SAWA 3.Robert BELL

Lap	D	Time	Sector 1	Sector 2	Sector 3	T. Spd	Elapsed
1	3	5:17.786 B	1:20.419	1:43.086	2:14.281	194.9	5:17.786
2	3	8:17.683	4:39.061	1:38.343	2:00.279	258.2	13:35.469
3	3	4:14.567	41.320	1:36.456	1:56.791	243.1	17:50.036
4	3	4:17.256 B	39.680	1:34.295	2:03.281	288.5	22:07.292
5	3	8:09.382	4:37.808	1:35.530	1:56.044	276.0	30:16.674
6	3	4:07.970	39.359	1:34.681	1:53.930	286.9	34:24.644
7	3	4:05.816	38.895	1:33.297	1:53.624	290.0	38:30.460
8	3	4:36.670 B	58.316	1:34.776	2:03.578	289.3	43:07.130
9	1	8:47.796	4:51.789	1:46.656	2:09.351	226.8	51:54.926
10	1	4:29.255	43.981	1:41.503	2:03.771	270.4	56:24.181
11	1	4:23.070	42.761	1:39.159	2:01.150	285.4	1:00:47.251
12	1	4:19.669	43.046	1:36.926	1:59.697	287.7	1:05:06.920
13	1	4:18.713	42.945	1:37.054	1:58.714	292.4	1:09:25.633
14	1	4:22.592	42.543	1:39.922	2:00.127	266.5	1:13:48.225
15	1	4:53.035 B	40.961	1:53.429	2:18.645	281.0	1:18:41.260
16	2	7:43.853	4:04.884	1:39.497	1:59.472	286.9	1:26:25.113
17	2	4:11.579	40.044	1:35.369	1:56.166	294.0	1:30:36.692
18	2	4:09.057	38.653	1:36.084	1:54.320	290.0	1:34:45.749
19	2	4:07.003	38.749	1:33.566	1:54.688	292.4	1:38:52.752
20	2	4:04.517	38.633	1:33.226	1:52.658	292.4	1:42:57.269
21	2	4:05.913	39.260	1:32.958	1:53.695	292.4	1:47:03.182
22	2	4:13.330 B	38.502	1:33.512	2:01.316	291.6	1:51:16.512
23	1	22:07.134	...	1:41.762	2:06.506	261.3	2:13:23.646
24	1	4:19.853	42.023	1:38.025	1:59.805	287.7	2:17:43.499
25	1	4:18.409	40.964	1:35.575	2:01.870	290.8	2:22:01.908
26	1	4:13.422	40.306	1:35.756	1:57.360	290.0	2:26:15.330
27	1	4:16.442	41.151	1:36.221	1:59.070	289.3	2:30:31.772
28	1	4:42.666	41.141	1:56.245	2:05.280	287.7	2:35:14.438
29	1	4:12.481	40.539	1:34.974	1:56.968	289.3	2:39:26.919
30	1	4:11.048	39.588	1:34.903	1:56.557	290.0	2:43:37.967
31	1	4:11.991	40.069	1:34.418	1:57.504	288.5	2:47:49.958
32	1	4:10.581	40.103	1:33.853	1:56.625	293.2	2:52:00.539
33	1	4:09.728	39.153	1:34.697	1:55.878	289.3	2:56:10.267
34	1	4:09.253	39.354	1:34.174	1:55.725	289.3	3:00:19.520
35	1	4:14.799	39.659	1:37.139	1:58.001	289.3	3:04:34.319
36	1	4:25.097	41.112	1:41.751	2:02.234	278.1	3:08:59.416
37	1	4:33.711 B	46.605	1:37.719	2:09.387	243.1	3:13:33.127
38	2	11:29.542	7:58.921	1:35.979	1:54.642	219.9	3:25:02.669
39	2	4:04.200	38.449	1:33.529	1:52.222	290.0	3:29:06.869
40	2	4:03.009	38.232	1:33.237	1:51.540	290.8	3:33:09.878
41	2	4:05.721	38.106	1:33.027	1:54.588	290.0	3:37:15.599
42	2	4:05.735	39.219	1:34.660	1:51.856	288.5	3:41:21.334
43	2	4:02.512	37.809	1:32.817	1:51.886	289.3	3:45:23.846
44	2	4:13.579 B	37.951	1:34.013	2:01.615	286.2	3:49:37.425
45	2	1:16:57.004	...	1:39.975	1:53.702	249.3	5:06:34.429
46	2	4:01.368	38.086	1:32.554	1:50.728	287.7	5:10:35.797
47	2	4:01.329	37.940	1:32.414	1:50.975	288.5	5:14:37.126
48	2	4:02.037	38.060	1:32.868	1:51.109	288.5	5:18:39.163
49	2	4:06.037	39.055	1:34.801	1:52.181	291.6	5:22:45.200
50	2	4:01.316	38.210	1:32.294	1:50.812	290.8	5:26:46.516
51	2	4:05.143	39.165	1:33.235	1:52.743	289.3	5:30:51.659
52	2	4:00.647	38.034	1:32.062	1:50.551	290.8	5:34:52.306
53	2	4:27.366 B	38.343	1:32.592	2:16.431	290.0	5:39:19.672
54	2	11:45.120	5:39.215	2:47.910	3:17.995	135.9	5:51:04.792
55	2	5:11.770	1:02.580	2:16.819	1:52.371	109.8	5:56:16.562
56	2	4:06.543	38.850	1:33.592	1:54.101	251.0	6:00:23.105
57	2	4:25.412	37.930	1:55.101	1:52.381	80.4	6:04:48.517
58	2	4:18.776	38.026	1:48.714	1:52.036	70.1	6:09:07.293
59	2	4:08.168 B	37.935	1:32.096	1:58.137	290.0	6:13:15.461
60	1	6:57.181	3:16.355	1:40.122	2:00.704	279.5	6:20:12.642
61	1	4:16.603	40.061	1:35.553	2:00.989	288.5	6:24:29.245
62	1	4:41.834	40.957	1:55.935	2:04.942	290.0	6:29:11.079
63	1	4:11.433	39.750	1:35.292	1:56.391	289.3	6:33:22.512
64	1	4:10.654	39.392	1:35.599	1:55.663	287.7	6:37:33.166
65	1	4:14.721	43.322	1:35.579	1:55.820	296.4	6:41:47.887
66	1	4:20.033	44.413	1:36.928	1:58.692	267.1	6:46:07.920
67	1	4:14.246	42.217	1:34.996	1:57.033	290.0	6:50:22.166
68	1	4:08.465	39.282	1:34.689	1:54.494	287.7	6:54:30.631
69	1	4:08.881	39.182	1:34.401	1:55.298	287.7	6:58:39.512
70	1	4:10.959	39.302	1:36.450	1:55.207	287.7	7:02:50.471
71	1	4:09.417	39.542	1:34.810	1:55.065	287.7	7:06:59.888
72	1	4:12.078	39.063	1:34.552	1:58.463	285.4	7:11:11.966
73	1	4:14.917	42.586	1:35.949	1:56.382	286.2	7:15:26.883
74	1	4:23.397 B	41.171	1:36.644	2:05.582	283.9	7:19:50.280
75	3	20:25.447	...	1:44.241	2:02.771	184.3	7:40:15.727
76	3	4:06.981	39.825	1:34.665	1:52.491	278.1	7:44:22.708
77	3	4:05.657	39.061	1:34.694	1:51.902	277.4	7:48:28.365
78	3	4:03.938	38.270	1:34.080	1:51.588	286.9	7:52:32.303
79	3	4:12.873	39.108	1:32.619	2:01.146	289.3	7:56:45.176
80	3	4:00.092	38.040	1:32.034	1:50.018	293.2	8:00:45.268
81	3	3:59.300	37.673	1:31.633	1:49.994	293.2	8:04:44.568
82	3	4:35.143 B	37.615	1:31.547	2:25.981	290.8	8:09:19.711
83	3	20:36.356 B	...	1:33.245	3:59.817	287.7	8:29:56.067

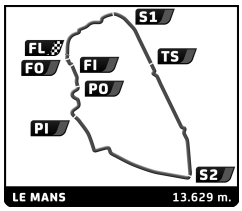

FIA WEC

Official Test 24 Hours of Le Mans

Official Test

Sector Analysis

Personal Best | Session Best | **B** Crossing the finish line in pit lane

62 — Scuderia Corsa — Ferrari 458 Italia — LMGTE Am

1.William SWEEDLER 2.Townsend BELL 3.Jeffrey SEGAL

Lap	D	Time	Sector 1	Sector 2	Sector 3	T. Spd	Elapsed
1	3	22:39.814 B	...	1:46.261	2:09.264	216.8	22:39.814
2	3	23:52.713	...	1:38.161	1:56.486	236.2	46:32.527
3	3	4:06.152	38.533	1:34.127	1:53.492	287.7	50:38.679
4	3	4:00.451	37.707	1:32.130	1:50.614	291.6	54:39.130
5	3	4:01.088	38.121	1:32.285	1:50.682	290.8	58:40.218
6	3	3:59.762	37.529	1:31.442	1:50.791	290.8	1:02:39.980
7	3	4:08.992 B	37.794	1:31.701	1:59.497	293.2	1:06:48.972
8	1	6:53.535	3:11.835	1:37.687	2:04.013	250.4	1:13:42.507
9	1	4:40.405	40.907	1:55.446	2:04.052	280.3	1:18:22.912
10	1	4:12.883	39.583	1:35.713	1:57.587	281.7	1:22:35.795
11	1	4:13.167	41.822	1:36.056	1:55.289	251.6	1:26:48.962
12	1	4:08.381	38.892	1:34.112	1:55.377	292.4	1:30:57.343
13	1	4:06.989	39.165	1:33.690	1:54.134	291.6	1:35:04.332
14	1	4:06.001	38.851	1:33.496	1:53.654	291.6	1:39:10.333
15	1	4:15.717 B	39.166	1:33.205	2:03.346	292.4	1:43:26.050
16	2	20:09.188 B	...	3:21.699	4:35.405	197.4	2:03:35.238
17	2	9:39.038	6:05.257	1:37.552	1:56.229	275.3	2:13:14.276
18	2	4:08.442	39.612	1:34.745	1:54.085	289.3	2:17:22.718
19	2	4:04.657	38.201	1:33.112	1:53.344	292.4	2:21:27.375
20	2	4:03.601	38.167	1:33.184	1:52.250	294.0	2:25:30.976
21	2	4:02.095	38.152	1:32.551	1:51.392	292.4	2:29:33.071
22	2	4:38.624 B	38.006	1:53.677	2:06.941	293.2	2:34:11.695
23	2	19:10.751	...	1:33.053	1:51.010	289.3	2:53:22.446
24	2	4:00.661	37.982	1:31.869	1:50.810	291.6	2:57:23.107
25	2	3:58.981	37.585	1:31.574	1:49.822	292.4	3:01:22.088
26	2	4:14.621 B	39.693	1:33.391	2:01.537	291.6	3:05:36.709
27	1	8:14.672	4:44.377	1:35.231	1:55.064	283.2	3:13:51.381
28	1	4:06.325	38.699	1:33.533	1:54.093	289.3	3:17:57.706
29	1	4:06.447	38.657	1:33.317	1:54.473	290.0	3:22:04.153
30	1	4:05.504	38.533	1:33.503	1:53.468	292.4	3:26:09.657
31	1	4:05.227	38.705	1:33.233	1:53.289	289.3	3:30:14.884
32	1	4:06.720	39.785	1:33.063	1:53.872	293.2	3:34:21.604
33	1	4:05.428	39.013	1:33.047	1:53.368	290.8	3:38:27.032
34	1	4:14.593 B	39.492	1:33.378	2:01.723	290.8	3:42:41.625
35	3	5:57.382	2:31.408	1:34.249	1:51.725	283.9	3:48:39.007
36	3	4:17.756 B	39.084	1:40.125	1:58.547	220.3	3:52:56.763
37	1	1:26:21.158	...	1:35.597	1:54.243	286.9	5:19:17.921
38	1	4:08.384	39.432	1:34.833	1:54.119	288.5	5:23:26.305
39	1	4:07.294	39.243	1:33.945	1:54.106	290.0	5:27:33.599
40	1	4:07.143	39.169	1:33.639	1:54.335	290.8	5:31:40.742
41	1	4:08.257	39.239	1:34.370	1:54.648	289.3	5:35:48.999
42	1	6:31.133 B	39.047	1:57.451	3:54.635	286.2	5:42:20.132
43	1	20:29.607 B	...	1:50.019	2:02.213	106.8	6:02:49.739
44	1	9:04.638	5:38.729	1:33.262	1:52.647	286.9	6:11:54.377
45	1	4:03.349	37.947	1:32.936	1:52.466	290.0	6:15:57.726
46	1	4:03.226	38.174	1:32.801	1:52.251	294.8	6:20:00.952
47	1	4:02.347	38.119	1:32.592	1:51.636	290.0	6:24:03.299
48	1	4:04.084	38.106	1:33.463	1:52.515	290.8	6:28:07.383
49	1	4:10.227	37.983	1:37.821	1:54.423	207.2	6:32:17.610
50	1	4:05.354	38.785	1:33.868	1:52.701	290.0	6:36:22.964
51	1	4:10.409 B	38.193	1:32.651	1:59.565	291.6	6:40:33.373
52	3	39:50.141 B	...	1:43.540	2:10.793	213.4	7:20:23.514
53	3	6:09.247 B	2:20.756	1:41.324	2:07.167	227.7	7:26:32.761

63 — Corvette Racing - GM — Chevrolet Corvette C7.R — LMGTE Pro

1.Jan MAGNUSSEN 2.Antonio GARCIA 3.Ricky TAYLOR

Lap	D	Time	Sector 1	Sector 2	Sector 3	T. Spd	Elapsed
1	2	5:20.590 B	1:15.849	1:50.052	2:14.689	210.1	5:20.590
2	2	8:03.074	4:26.596	1:37.950	1:58.528	248.7	13:23.664
3	2	4:08.258	39.608	1:34.410	1:54.240	271.1	17:31.922
4	2	4:02.353	38.155	1:32.285	1:51.913	285.4	21:34.275
5	2	3:58.580	37.432	1:31.013	1:50.135	297.2	25:32.855
6	2	3:57.915	36.978	1:30.906	1:50.031	290.0	29:30.770
7	2	4:08.194 B	37.720	1:31.693	1:58.781	276.7	33:38.964
8	2	13:42.203	...	1:32.992	1:52.427	281.7	47:21.167
9	2	4:05.270	37.299	1:32.412	1:55.559	266.5	51:26.437
10	2	3:57.397	37.123	1:30.887	1:49.387	291.6	55:23.834
11	2	4:05.032 B	37.023	1:30.913	1:57.096	290.0	59:28.866
12	2	7:58.424	4:34.000	1:33.449	1:50.975	263.9	1:07:27.290
13	2	14:44.542 B	37.097	1:30.980	...	290.8	1:22:11.832
14	2	34:46.237 B	...	1:38.769	2:25.010	231.2	1:56:58.069
15	2	15:45.684	...	1:34.313	1:50.281	261.9	2:12:43.753
16	2	4:01.123	37.421	1:31.324	1:52.378	278.8	2:16:44.876
17	2	3:57.900	37.003	1:30.683	1:50.214	286.2	2:20:42.776
18	2	3:57.228	37.120	1:30.969	1:49.139	292.4	2:24:40.004
19	2	4:16.320	40.628	1:43.596	1:52.096	251.0	2:28:56.324
20	2	4:33.534 B	37.069	1:52.116	2:04.349	283.9	2:33:29.858
21	1	7:27.265	3:56.088	1:37.434	1:53.743	246.4	2:40:57.123
22	1	4:02.208	38.085	1:32.817	1:51.306	289.3	2:44:59.331
23	1	4:00.615	37.984	1:31.685	1:50.946	292.4	2:48:59.946
24	1	4:00.203	37.986	1:31.655	1:50.562	291.6	2:53:00.149
25	1	4:06.736 B	38.082	1:31.522	1:57.132	293.2	2:57:06.885
26	1	6:59.582	3:36.879	1:32.512	1:50.191	284.7	3:04:06.467
27	1	3:57.895	37.891	1:30.944	1:49.060	292.4	3:08:04.362
28	1	3:57.893	37.803	1:30.777	1:49.313	291.6	3:12:02.255
29	1	4:15.979 B	37.371	1:34.458	2:04.150	296.4	3:16:18.234
30	1	6:57.722	3:33.225	1:33.936	1:50.561	271.1	3:23:15.956
31	1	3:58.303	37.554	1:31.055	1:49.694	291.6	3:27:14.259
32	1	3:57.084	37.347	1:30.691	1:49.046	292.4	3:31:11.343
33	1	4:06.690 B	37.459	1:30.927	1:58.304	290.8	3:35:18.033
34	1	9:01.396	5:32.688	1:37.235	1:51.473	255.1	3:44:19.429
35	1	3:56.627	37.447	1:30.453	1:48.727	296.4	3:48:16.056
36	1	3:56.686	37.274	1:30.274	1:49.138	294.8	3:52:12.742
37	1	4:03.864 B	37.457	1:30.456	1:55.951	294.0	3:56:16.606
38	1	5:02.762	1:42.566	1:30.968	1:49.228	296.4	4:01:19.368
39	1	4:09.272 B	38.166	1:31.143	1:59.963	294.8	4:05:28.640
40	1	1:01:51.082	...	1:35.981	1:51.520	245.3	5:07:19.722
41	1	3:56.426	37.407	1:30.491	1:48.528	297.2	5:11:16.148
42	1	3:56.319	37.015	1:30.549	1:48.755	292.4	5:15:12.467
43	1	3:58.265	37.412	1:31.652	1:49.201	295.6	5:19:10.732
44	1	4:03.804 B	37.663	1:30.714	1:55.427	294.0	5:23:14.536
45	1	36:56.976	...	1:35.065	1:49.935	239.3	6:00:11.512
46	1	4:28.120	37.824	1:59.625	1:50.671	99.7	6:04:39.632
47	1	4:26.515 B	37.455	1:50.723	1:58.337	78.8	6:09:06.147
48	1	19:08.355	...	1:34.766	1:51.683	270.4	6:28:14.502
49	1	4:06.626 B	38.632	1:31.542	1:56.452	295.6	6:32:21.128
50	3	6:08.034	2:38.194	1:34.964	1:54.876	276.0	6:38:29.162
51	3	4:04.774	38.819	1:32.317	1:53.638	292.4	6:42:33.936
52	3	4:03.097	38.594	1:32.495	1:52.008	291.6	6:46:37.033
53	3	4:00.920	37.904	1:31.601	1:51.415	294.8	6:50:37.953
54	3	4:02.247	39.194	1:31.910	1:51.143	297.2	6:54:40.200

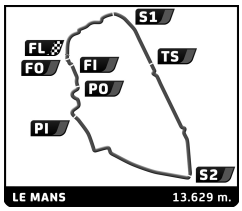

FIA WEC

Official Test 24 Hours of Le Mans

Official Test

Sector Analysis

Personal Best | Session Best | B Crossing the finish line in pit lane

Lap	D	Time	Sector 1	Sector 2	Sector 3	T. Spd	Elapsed
55	3	4:00.449	37.903	1:31.383	1:51.163	294.0	6:58:40.649
56	3	4:03.199	39.383	1:32.475	1:51.341	264.5	7:02:43.848
57	3	4:00.253	37.886	1:31.549	1:50.818	294.0	7:06:44.101
58	3	4:00.465	37.834	1:31.326	1:51.305	292.4	7:10:44.566
59	3	4:18.029 B	39.287	1:33.479	2:05.263	291.6	7:15:02.595
60	2	11:40.016	8:09.631	1:34.193	1:56.192	257.0	7:26:42.611
61	2	3:56.655	37.232	1:30.404	1:49.019	290.8	7:30:39.266
62	2	3:55.122	37.261	1:30.043	1:47.818	290.0	7:34:34.388
63	2	4:08.417 B	37.079	1:31.611	1:59.727	278.1	7:38:42.805
64	3	6:10.203	2:46.231	1:32.890	1:51.082	289.3	7:44:53.008
65	3	4:00.122	37.961	1:31.326	1:50.835	294.0	7:48:53.130
66	3	4:01.640	39.628	1:31.756	1:50.256	286.2	7:52:54.770
67	3	4:09.481	37.678	1:31.014	2:00.789	293.2	7:57:04.251
68	3	3:59.579	37.825	1:31.536	1:50.218	290.0	8:01:03.830
69	3	4:00.953	37.885	1:31.197	1:51.871	293.2	8:05:04.783
70	3	4:56.873	37.690	1:31.005	2:48.178	292.4	8:10:01.656
71	3	7:22.408	1:02.882	3:00.704	3:18.822	101.5	8:17:24.064
72	3	7:02.233 B	1:03.176	3:03.313	2:55.744	111.2	8:24:26.297
73	3	10:10.390 B	1:34.256	4:03.081	4:33.053	69.5	8:34:36.687

64 Corvette Racing - GM — Chevrolet Corvette C7.R
1.Oliver GAVIN, 2.Tommy MILNER, 3.Jordan TAYLOR — LMGTE Pro

Lap	D	Time	Sector 1	Sector 2	Sector 3	T. Spd	Elapsed
1	2	4:58.435 B	1:06.327	1:43.036	2:09.072	209.7	4:58.435
2	2	10:58.834	7:28.198	1:36.153	1:54.483	261.9	15:57.269
3	2	4:04.952	38.974	1:33.933	1:52.045	279.5	20:02.221
4	2	3:59.624	37.603	1:31.232	1:50.789	291.6	24:01.845
5	2	4:00.091	38.141	1:31.726	1:50.224	293.2	28:01.936
6	2	4:01.234	37.465	1:31.043	1:52.726	295.6	32:03.170
7	2	4:06.744 B	37.521	1:31.820	1:57.403	294.0	36:09.914
8	2	15:09.328	...	1:33.596	1:51.113	283.9	51:19.242
9	2	3:59.946	37.583	1:32.111	1:50.252	290.8	55:19.188
10	2	3:59.400	37.370	1:31.864	1:50.166	290.0	59:18.588
11	2	3:58.966	37.378	1:31.893	1:49.695	292.4	1:03:17.554
12	2	4:05.014 B	37.868	1:31.777	1:55.369	276.0	1:07:22.568
13	2	7:48.768	4:22.888	1:33.794	1:52.086	289.3	1:15:11.336
14	2	4:19.538	37.818	1:44.981	1:56.739	290.8	1:19:30.874
15	2	3:59.167	37.435	1:32.057	1:49.675	289.3	1:23:30.041
16	2	3:58.639	37.396	1:31.658	1:49.585	289.3	1:27:28.680
17	2	3:58.906	37.231	1:31.660	1:50.015	293.2	1:31:27.586
18	2	4:06.424 B	37.282	1:32.291	1:56.851	290.0	1:35:34.010
19	2	7:33.901	4:08.576	1:34.702	1:50.623	270.4	1:43:07.911
20	2	3:58.509	37.221	1:31.152	1:50.136	290.8	1:47:06.420
21	2	3:57.050	37.171	1:31.012	1:48.867	294.0	1:51:03.470
22	2	4:06.056 B	37.392	1:31.540	1:57.124	292.4	1:55:09.526
23	1	16:01.154	...	1:33.117	1:50.459	283.9	2:11:10.680
24	1	4:00.843	37.835	1:31.842	1:51.166	288.5	2:15:11.523
25	1	4:00.184	38.107	1:32.331	1:49.746	288.5	2:19:11.707
26	1	4:05.779 B	37.673	1:31.427	1:56.679	289.3	2:23:17.486
27	1	6:18.785	2:48.127	1:34.399	1:56.259	287.7	2:29:36.271
28	1	4:27.373	38.311	1:51.929	1:57.133	293.2	2:34:03.644
29	1	4:00.625	38.221	1:32.273	1:50.131	291.6	2:38:04.269
30	1	3:59.072	38.055	1:31.041	1:49.976	291.6	2:42:03.341
31	1	3:57.960	37.542	1:30.829	1:49.589	290.8	2:46:01.301
32	1	4:06.153 B	37.951	1:31.544	1:56.658	292.4	2:50:07.454
33	1	6:59.449	3:32.128	1:35.832	1:51.489	275.3	2:57:06.903
34	1	3:59.239	37.357	1:31.513	1:50.369	287.7	3:01:06.142
35	1	4:00.639	37.213	1:31.645	1:51.781	291.6	3:05:06.781
36	1	3:57.413	37.150	1:30.513	1:49.750	293.2	3:09:04.194
37	1	4:05.198 B	37.959	1:31.526	1:55.713	297.2	3:13:09.392
38	1	12:25.749	9:00.049	1:32.589	1:53.111	293.2	3:25:35.141
39	1	3:58.107	37.512	1:31.186	1:49.409	294.8	3:29:33.248
40	1	3:57.801	37.593	1:31.276	1:48.932	292.4	3:33:31.049
41	1	3:56.326	37.314	1:30.344	1:48.668	295.6	3:37:27.375
42	1	4:05.944 B	38.144	1:31.803	1:55.997	293.2	3:41:33.319
43	1	9:51.926	6:31.114	1:31.681	1:49.131	291.6	3:51:25.245
44	1	3:57.941	37.471	1:31.385	1:49.085	295.6	3:55:23.186
45	1	3:57.130	37.445	1:30.768	1:48.917	293.2	3:59:20.316
46	1	3:57.530	37.365	1:30.708	1:49.457	293.2	4:03:17.846
47	1	1:17:55.929 B	37.355	1:30.957	...	293.2	5:21:13.775
48	1	6:32.175	3:09.747	1:32.443	1:49.985	291.6	5:27:45.950
49	1	3:56.484	37.282	1:30.664	1:48.538	294.8	5:31:42.434
50	1	4:11.081 B	38.359	1:32.486	2:00.236	286.9	5:35:53.515
51	1	25:18.477	...	1:38.993	1:50.305	239.3	6:01:11.992
52	1	4:19.007	37.081	1:53.070	1:48.856	78.9	6:05:30.999
53	1	3:56.212	37.133	1:30.893	1:48.186	291.6	6:09:27.211
54	1	3:55.837	37.251	1:30.199	1:48.387	294.8	6:13:23.048
55	1	4:05.605 B	38.064	1:31.281	1:56.260	294.0	6:17:28.653
56	1	9:05.117	5:40.927	1:33.131	1:51.059	285.4	6:26:33.770
57	1	4:23.339	37.479	1:50.459	1:55.401	290.0	6:30:57.109
58	1	3:57.125	37.495	1:30.874	1:48.756	293.2	6:34:54.234
59	1	4:04.046 B	37.647	1:31.139	1:55.260	293.2	6:38:58.280
60	3	7:01.905	3:33.483	1:35.340	1:53.082	266.5	6:46:00.185
61	3	4:03.308	38.392	1:33.324	1:51.592	286.2	6:50:03.493
62	3	4:00.991	37.972	1:32.111	1:50.908	290.8	6:54:04.484
63	3	4:03.361	37.896	1:32.406	1:53.059	288.5	6:58:07.845
64	3	3:59.768	37.970	1:31.706	1:50.092	293.2	7:02:07.613
65	3	3:58.882	37.843	1:31.188	1:49.851	294.0	7:06:06.495
66	3	4:10.091 B	38.993	1:32.448	1:58.650	292.4	7:10:16.586
67	3	7:03.977	3:40.077	1:32.641	1:51.259	290.8	7:17:20.563
68	3	4:00.545	37.947	1:31.405	1:51.193	292.4	7:21:21.108
69	3	4:02.196	38.757	1:32.964	1:50.475	273.2	7:25:23.304
70	3	3:58.695	37.884	1:31.205	1:49.606	292.4	7:29:21.999
71	3	4:06.813 B	37.792	1:31.471	1:57.550	293.2	7:33:28.812
72	2	5:52.326	2:26.239	1:35.118	1:50.969	271.1	7:39:21.138
73	2	3:58.801	37.440	1:31.771	1:49.590	290.8	7:43:19.939
74	2	3:57.742	37.382	1:31.484	1:48.876	289.3	7:47:17.681
75	2	4:12.331	50.219	1:31.444	1:50.668	290.0	7:51:30.012
76	2	4:00.235	38.691	1:31.928	1:49.616	290.8	7:55:30.247
77	2	3:58.119	37.568	1:31.518	1:49.033	290.8	7:59:28.366
78	2	4:06.666 B	37.239	1:31.295	1:58.132	294.8	8:03:35.032
79	2	9:39.721	4:36.872	1:36.838	3:26.011	238.8	8:13:14.753
80	2	7:20.985	1:05.470	2:59.963	3:15.552	115.7	8:20:35.738
81	2	5:15.940 B	1:01.732	2:11.919	2:02.289	128.8	8:25:51.678

66 Ford Chip Ganassi Team UK — Ford GT
1.Olivier PLA, 2.Stefan MÜCKE, 3.Billy JOHNSON — LMGTE Pro

Lap	D	Time	Sector 1	Sector 2	Sector 3	T. Spd	Elapsed
1	3	19:56.508	...	1:34.647	1:54.814		19:56.508
2	3	4:04.900	38.984	1:33.371	1:52.545		24:01.408
3	3	4:03.087	37.830	1:34.224	1:51.033		28:04.495
4	3	4:01.711	37.718	1:32.424	1:51.569		32:06.206
5	3	3:59.268	37.294	1:31.723	1:50.251		36:05.474
6	3	4:16.534	54.242	1:31.802	1:50.490		40:22.008
7	3	4:06.548	44.314	1:31.543	1:50.691		44:28.556
8	3	3:59.977	37.136	1:31.580	1:51.261		48:28.533

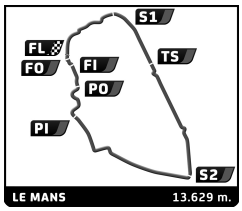

FIA WEC

Official Test 24 Hours of Le Mans

Official Test

Sector Analysis

Personal Best | Session Best | B Crossing the finish line in pit lane

Lap	D	Time	Sector 1	Sector 2	Sector 3	T. Spd	Elapsed
9	3	4:00.574	37.592	1:32.068	1:50.914		52:29.107
10	3	4:06.526 B	37.218	1:31.571	1:57.737		56:35.633
11	2	18:58.237	...	1:37.456	2:00.383		1:15:33.870
12	2	4:20.632	38.648	1:45.700	1:56.284		1:19:54.502
13	2	3:58.563	37.472	1:31.264	1:49.827		1:23:53.065
14	2	3:59.719	37.920	1:31.284	1:50.515		1:27:52.784
15	2	4:06.931 B	37.193	1:31.092	1:58.646		1:31:59.715
16	1	7:58.786	4:30.805	1:33.999	1:53.982		1:39:58.501
17	1	3:59.974	37.884	1:31.599	1:50.491		1:43:58.475
18	1	3:58.218	37.226	1:30.783	1:50.209		1:47:56.693
19	1	4:08.746 B	37.290	1:31.428	2:00.028		1:52:05.439
20	1	20:03.158	...	1:35.886	2:04.318		2:12:08.597
21	1	3:58.133	37.329	1:31.099	1:49.705		2:16:06.730
22	1	4:02.946	37.668	1:32.559	1:52.719		2:20:09.676
23	1	3:56.804	37.243	1:30.594	1:48.967		2:24:06.480
24	1	4:08.112 B	36.963	1:31.749	1:59.400		2:28:14.592
25	2	12:36.228	9:14.063	1:32.535	1:49.630		2:40:50.820
26	2	3:56.919	37.088	1:30.652	1:49.179		2:44:47.739
27	2	3:56.943	37.451	1:30.361	1:49.131		2:48:44.682
28	2	3:56.688	37.020	1:30.517	1:49.151		2:52:41.370
29	2	3:58.022	37.263	1:30.813	1:49.946		2:56:39.392
30	2	3:57.013	37.717	1:30.635	1:48.661		3:00:36.405
31	2	3:57.825	37.133	1:30.582	1:50.110		3:04:34.230
32	2	3:56.680	37.358	1:30.345	1:48.977		3:08:30.910
33	2	3:57.402	37.718	1:30.828	1:48.856		3:12:28.312
34	2	3:58.991	37.036	1:32.090	1:49.865		3:16:27.303
35	2	3:57.487	37.156	1:31.737	1:48.594		3:20:24.790
36	2	3:59.590	37.625	1:32.590	1:49.375		3:24:24.380
37	2	4:02.664 B	37.077	1:30.634	1:54.953		3:28:27.044
38	3	5:45.810	2:19.868	1:31.943	1:53.999		3:34:12.854
39	3	4:00.138	37.884	1:32.021	1:50.233		3:38:12.992
40	3	3:58.262	37.544	1:30.625	1:50.093		3:42:11.254
41	3	3:56.887	37.327	1:30.540	1:49.020		3:46:08.141
42	3	4:04.644 B	37.474	1:31.115	1:56.055		3:50:12.785
43	3	9:51.682	6:29.709	1:31.572	1:50.401		4:00:04.467
44	3	4:03.526 B	36.951	1:31.289	1:55.286		4:04:07.993
45	1	1:23:46.910	...	1:32.472	1:53.383		5:27:54.903
46	1	4:03.756	38.206	1:31.493	1:54.057		5:31:58.659
47	1	3:57.928	37.374	1:30.730	1:49.824		5:35:56.587
48	1	6:14.918	37.416	2:00.195	3:37.307		5:42:11.505
49	1	5:53.850	40.233	1:44.871	3:28.746		5:48:05.355
50	1	6:38.670 B	1:03.218	2:51.451	2:44.001		5:54:44.025
51	1	4:47.184	1:23.014	1:33.419	1:50.751		5:59:31.209
52	1	4:27.589	37.349	1:59.887	1:50.353		6:03:58.798
53	1	4:36.107	37.180	2:06.087	1:52.840		6:08:34.905
54	1	3:56.840	37.195	1:30.380	1:49.265		6:12:31.745
55	1	3:56.836	37.146	1:30.764	1:48.926		6:16:28.581
56	1	4:03.777 B	37.769	1:30.282	1:55.726		6:20:32.358
57	3	41:17.722	...	1:32.381	1:50.074		7:01:50.080
58	3	3:59.136	37.259	1:30.792	1:51.085		7:05:49.216
59	3	4:01.067	37.946	1:33.112	1:50.009		7:09:50.283
60	3	3:58.315	37.284	1:31.320	1:49.711		7:13:48.598
61	3	3:58.420	37.361	1:31.000	1:50.059		7:17:47.018
62	3	3:57.428	37.268	1:31.060	1:49.100		7:21:44.446
63	3	3:57.366	37.164	1:31.459	1:48.743		7:25:41.812
64	3	3:57.028	36.993	1:30.808	1:49.227		7:29:38.840
65	3	3:57.452	37.489	1:31.228	1:48.735		7:33:36.292
66	3	3:58.697	37.371	1:31.452	1:49.874		7:37:34.989
67	3	3:58.139	37.212	1:32.381	1:48.546		7:41:33.128
68	3	3:56.167	37.042	1:30.208	1:48.917		7:45:29.295
69	3	4:05.759 B	38.691	1:30.445	1:56.623		7:49:35.054
70	3	7:54.924	4:30.959	1:31.437	1:52.528		7:57:29.978
71	3	3:58.076	37.328	1:30.797	1:49.951		8:01:28.054
72	3	4:02.397	37.554	1:32.309	1:52.534		8:05:30.451
73	3	4:34.960	37.151	1:31.285	2:26.524		8:10:05.411
74	3	7:20.394	1:00.268	3:00.984	3:19.142		8:17:25.805
75	3	6:37.278	1:02.454	3:04.381	2:30.443		8:24:03.083
76	3	6:35.751 B	37.390	1:30.944	4:27.417		8:30:38.834

67 **Ford Chip Ganassi Team UK** — Ford GT, LMGTE Pro

1.Marino FRANCHITTI, 2.Andy PRIAULX, 3.Harry TINCKNELL

Lap	D	Time	Sector 1	Sector 2	Sector 3	T. Spd	Elapsed
1	1	20:21.623	...	1:36.670	1:57.704		20:21.623
2	1	4:04.091	38.223	1:32.840	1:53.028		24:25.714
3	1	4:01.068	37.897	1:31.822	1:51.349		28:26.782
4	1	4:00.356	37.978	1:31.732	1:50.646		32:27.138
5	1	3:59.531	37.523	1:31.716	1:50.292		36:26.669
6	1	4:18.933	55.765	1:32.482	1:50.686		40:45.602
7	1	4:06.599 B	37.456	1:32.355	1:56.788		44:52.201
8	3	16:32.738	...	1:35.118	1:57.125		1:01:24.939
9	3	4:04.561	38.358	1:32.780	1:53.423		1:05:29.500
10	3	4:00.551	37.753	1:31.999	1:50.799		1:09:30.051
11	3	4:03.830	38.170	1:33.497	1:52.163		1:13:33.881
12	3	4:23.721	37.573	1:50.772	1:55.376		1:17:57.602
13	3	4:02.886	37.465	1:34.749	1:50.672		1:22:00.488
14	3	3:58.149	37.496	1:30.749	1:49.904		1:25:58.637
15	3	4:05.287 B	37.632	1:30.500	1:57.155		1:30:03.924
16	2	6:45.450	3:19.902	1:33.108	1:52.440		1:36:49.374
17	2	4:07.360 B	37.542	1:32.225	1:57.593		1:40:56.734
18	2	9:19.787	5:55.032	1:33.047	1:51.708		1:50:16.521
19	2	3:58.546	37.429	1:31.133	1:49.984		1:54:15.067
20	2	7:19.769 B	37.639	2:12.056	4:30.074		2:01:34.836
21	2	12:39.238 B	9:09.581	1:32.641	1:57.016		2:14:14.074
22	2	8:44.677	5:22.675	1:31.623	1:50.379		2:22:58.751
23	2	3:57.229	37.144	1:31.019	1:49.066		2:26:55.980
24	2	4:06.788 B	37.616	1:31.588	1:57.584		2:31:02.768
25	2	11:04.509	7:42.531	1:31.581	1:50.397		2:42:07.277
26	2	3:57.668	37.285	1:30.556	1:49.827		2:46:04.945
27	2	3:58.238	37.426	1:30.389	1:50.423		2:50:03.183
28	2	4:03.966 B	37.250	1:30.585	1:56.131		2:54:07.149
29	3	5:19.094	1:50.844	1:32.739	1:55.511		2:59:26.243
30	3	3:57.155	37.285	1:30.565	1:49.305		3:03:23.398
31	3	3:56.772	37.075	1:30.239	1:49.458		3:07:20.170
32	3	3:57.432	37.252	1:30.380	1:49.800		3:11:17.602
33	3	3:56.852	37.455	1:30.068	1:49.329		3:15:14.454
34	3	3:59.426	37.227	1:29.937	1:52.262		3:19:13.880
35	3	3:57.870	37.932	1:30.744	1:49.194		3:23:11.750
36	3	3:56.943	37.564	1:30.099	1:49.280		3:27:08.693
37	3	3:57.008	37.367	1:30.240	1:49.401		3:31:05.701
38	3	3:57.801	37.180	1:30.246	1:50.375		3:35:03.502
39	3	3:57.157	37.154	1:30.178	1:49.825		3:39:00.659
40	3	3:56.995	37.290	1:29.962	1:49.743		3:42:57.654
41	3	4:02.456 B	37.016	1:31.060	1:54.380		3:47:00.110
42	1	1:40:17.672	...	1:31.980	1:50.008		5:27:17.782
43	1	3:58.879	38.126	1:31.297	1:49.456		5:31:16.661
44	1	3:58.363	37.408	1:30.824	1:50.131		5:35:15.024

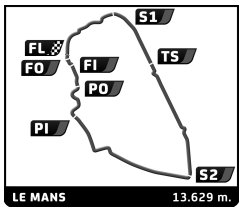

FIA WEC

Official Test 24 Hours of Le Mans

Official Test

Sector Analysis

Personal Best | Session Best | B Crossing the finish line in pit lane

Lap	D	Time	Sector 1	Sector 2	Sector 3	T. Spd	Elapsed
45	1	4:08.852	38.320	1:31.177	1:59.355		5:39:23.876
46	1	6:37.130	40.387	2:39.137	3:17.606		5:46:01.006
47	1	7:27.097 B	1:04.980	3:04.356	3:17.761		5:53:28.103
48	1	4:58.087	1:32.805	1:34.599	1:50.683		5:58:26.190
49	1	4:17.768	37.669	1:50.004	1:50.095		6:02:43.958
50	1	4:22.907	38.085	1:54.732	1:50.090		6:07:06.865
51	1	3:59.076	37.686	1:31.489	1:49.901		6:11:05.941
52	1	3:58.695	38.251	1:31.016	1:49.428		6:15:04.636
53	1	3:57.640	37.631	1:30.992	1:49.017		6:19:02.276
54	1	4:04.046 B	37.457	1:30.785	1:55.804		6:23:06.322
55	2	6:27.419	2:32.780	1:51.794	2:02.845		6:29:33.741
56	2	3:57.779	37.393	1:30.766	1:49.620		6:33:31.520
57	2	4:01.638	38.086	1:32.789	1:50.763		6:37:33.158
58	2	3:57.495	37.548	1:30.837	1:49.110		6:41:30.653
59	2	4:08.501 B	37.633	1:32.257	1:58.611		6:45:39.154
60	2	24:29.481	...	1:34.718	1:54.708		7:10:08.635
61	2	3:58.592	37.745	1:31.264	1:49.583		7:14:07.227
62	2	3:57.217	37.258	1:30.978	1:48.981		7:18:04.444
63	2	3:56.702	37.199	1:30.160	1:49.343		7:22:01.146
64	2	4:07.241 B	38.832	1:32.242	1:56.167		7:26:08.387
65	2	18:48.437	...	1:31.161	1:49.890		7:44:56.824
66	2	4:03.237 B	37.587	1:30.559	1:55.091		7:49:00.061
67	3	5:28.610	2:04.681	1:32.662	1:51.267		7:54:28.671
68	3	3:58.467	37.549	1:31.238	1:49.680		7:58:27.138
69	3	3:58.275	37.523	1:30.682	1:50.070		8:02:25.413
70	3	3:56.596	37.289	1:30.506	1:48.801		8:06:22.009
71	3	4:23.328	37.501	1:43.945	2:01.882		8:10:45.337
72	3	6:41.332	43.014	2:40.605	3:17.713		8:17:26.669
73	3	6:38.335	1:02.027	3:04.940	2:31.368		8:24:05.004
74	3	6:38.539 B	38.034	1:30.941	4:29.564		8:30:43.543

68 **Ford Chip Ganassi Team USA** — Ford GT, LMGTE Pro
1.Joey HAND
2.Dirk MÜLLER

Lap	D	Time	Sector 1	Sector 2	Sector 3	T. Spd	Elapsed
1	1	13:11.505 B	9:14.356	1:42.541	2:14.608		13:11.505
2	1	24:12.593	...	1:36.296	1:57.265		37:24.098
3	1	4:37.773	1:06.946	1:37.093	1:53.734		42:01.871
4	1	4:15.659 B	38.701	1:33.214	2:03.744		46:17.530
5	1	36:18.863	...	1:34.449	1:51.604		1:22:36.393
6	1	4:04.255	40.093	1:32.681	1:51.481		1:26:40.648
7	1	4:11.896 B	38.835	1:33.939	1:59.122		1:30:52.544
8	1	27:28.372 B	...	1:34.142	3:11.861		1:58:20.916
9	1	14:27.467	...	1:32.697	1:50.443		2:12:48.383
10	1	3:59.559	37.688	1:30.896	1:50.975		2:16:47.942
11	1	4:11.239 B	38.170	1:31.551	2:01.518		2:20:59.181
12	1	11:52.677	7:59.016	1:56.357	1:57.304		2:32:51.858
13	1	4:05.200 B	37.227	1:31.172	1:56.801		2:36:57.058
14	1	9:47.018	6:25.147	1:31.939	1:49.932		2:46:44.076
15	1	4:03.418	37.720	1:31.265	1:54.433		2:50:47.494
16	1	3:58.596	37.560	1:31.040	1:49.996		2:54:46.090
17	1	4:08.123 B	37.791	1:31.574	1:58.758		2:58:54.213
18	2	6:35.898	3:04.920	1:35.307	1:55.671		3:05:30.111
19	2	4:02.662	37.774	1:32.095	1:52.793		3:09:32.773
20	2	4:00.184	37.307	1:31.695	1:51.182		3:13:32.957
21	2	4:02.060	37.033	1:33.883	1:51.144		3:17:35.017
22	2	3:58.760	37.139	1:30.751	1:50.870		3:21:33.777
23	2	4:07.154 B	39.024	1:30.642	1:57.488		3:25:40.931
24	2	12:33.309	9:09.556	1:33.502	1:50.251		3:38:14.240
25	2	4:07.011 B	38.761	1:31.416	1:56.834		3:42:21.251
26	2	10:38.525	7:15.707	1:31.094	1:51.724		3:52:59.776
27	2	3:56.792	37.002	1:30.420	1:49.370		3:56:56.568
28	2	4:07.832 B	37.241	1:30.314	2:00.277		4:01:04.400
29	2	1:26:53.511	...	1:32.670	1:50.105		5:27:57.911
30	2	3:56.772	36.954	1:30.239	1:49.579		5:31:54.683
31	2	3:56.866	37.041	1:30.765	1:49.060		5:35:51.549
32	2	6:22.570 B	37.250	1:50.903	3:54.417		5:42:14.119
33	2	16:07.197	...	1:34.583	1:49.663		5:58:21.316
34	2	4:05.050	37.106	1:38.723	1:49.221		6:02:26.366
35	2	4:28.843 B	37.923	1:55.254	1:55.666		6:06:55.209
36	2	11:17.247	7:57.326	1:30.928	1:48.993		6:18:12.456
37	2	3:57.379	37.274	1:30.847	1:49.258		6:22:09.835
38	2	4:06.961 B	37.115	1:32.331	1:57.515		6:26:16.796
39	2	11:58.864	8:28.767	1:34.786	1:55.311		6:38:15.660
40	2	3:57.807	37.661	1:31.273	1:48.873		6:42:13.467
41	2	3:56.630	37.225	1:30.295	1:49.110		6:46:10.097
42	2	4:07.321 B	39.493	1:31.349	1:56.479		6:50:17.418
43	2	24:46.108 B	...	1:43.349	1:59.514		7:15:03.526

69 **Ford Chip Ganassi Team USA** — Ford GT, LMGTE Pro
1.Ryan BRISCOE
2.Richard WESTBROOK

Lap	D	Time	Sector 1	Sector 2	Sector 3	T. Spd	Elapsed
1	1	5:21.755 B	1:22.391	1:44.867	2:14.497		5:21.755
2	1	26:28.425	...	1:35.232	1:55.768		31:50.180
3	1	4:02.870	38.256	1:32.320	1:52.294		35:53.050
4	1	4:16.071	51.505	1:33.455	1:51.111		40:09.121
5	1	4:15.284	52.728	1:32.476	1:50.080		44:24.405
6	1	4:10.341 B	37.916	1:33.776	1:58.649		48:34.746
7	1	21:23.693	...	1:32.584	1:50.269		1:09:58.439
8	1	3:58.438	37.265	1:31.295	1:49.878		1:13:56.877
9	1	4:32.617	38.632	1:54.103	1:59.882		1:18:29.494
10	1	4:08.153 B	37.127	1:31.873	1:59.153		1:22:37.647
11	1	20:45.459	...	1:32.472	1:51.618		1:43:23.106
12	1	3:58.590	37.287	1:31.643	1:49.660		1:47:21.696
13	1	3:57.764	37.312	1:30.768	1:49.684		1:51:19.460
14	1	4:08.879 B	37.482	1:30.670	2:00.727		1:55:28.339
15	2	18:01.623	...	1:37.434	1:55.237		2:13:29.962
16	2	4:05.425	38.413	1:33.740	1:53.272		2:17:35.387
17	2	4:02.782	38.285	1:32.949	1:51.548		2:21:38.169
18	2	4:00.596	37.500	1:32.265	1:50.831		2:25:38.765
19	2	3:59.585	37.601	1:31.797	1:50.187		2:29:38.350
20	2	4:37.635	37.826	1:51.065	2:08.744		2:34:15.985
21	2	4:06.492 B	37.482	1:31.289	1:57.721		2:38:22.477
22	2	16:44.860 B	...	1:33.819	1:58.146		2:55:07.337
23	2	12:09.144	8:47.196	1:32.201	1:49.747		3:07:16.481
24	2	3:57.110	37.076	1:31.193	1:48.841		3:11:13.591
25	2	3:57.048	37.201	1:30.992	1:48.855		3:15:10.639
26	2	4:06.354 B	37.123	1:30.584	1:58.647		3:19:16.993
27	2	21:42.977	...	1:32.264	1:50.903		3:40:59.970
28	2	3:57.289	37.235	1:31.127	1:48.927		3:44:57.259
29	2	3:56.709	37.243	1:30.750	1:48.716		3:48:53.968
30	2	4:14.178 B	38.165	1:34.378	2:01.635		3:53:08.146
31	2	2:04:40.971	...	1:34.116	1:50.963	273.9	5:57:49.117
32	2	4:03.706	37.194	1:32.925	1:53.587	231.2	6:01:52.823
33	2	4:22.744	37.793	1:55.802	1:49.149	79.0	6:06:15.567
34	2	3:57.652	37.036	1:31.787	1:48.829	294.8	6:10:13.219
35	2	3:57.600	37.323	1:30.954	1:49.323	294.0	6:14:10.819

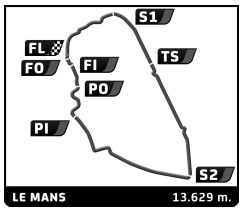

FIA WEC

Official Test 24 Hours of Le Mans

Official Test

Sector Analysis

Personal Best | Session Best | B Crossing the finish line in pit lane

Lap	D	Time	Sector 1	Sector 2	Sector 3	T. Spd	Elapsed
36	2	4:06.329 B	38.859	1:31.572	1:55.898	292.4	6:18:17.148
37	2	25:05.819	...	1:32.116	1:50.598	288.5	6:43:22.967
38	2	3:59.227	38.049	1:31.512	1:49.666	291.6	6:47:22.194
39	2	4:04.146 B	37.126	1:30.682	1:56.338	293.2	6:51:26.340
40	2	12:33.233	9:09.777	1:32.965	1:50.491	269.1	7:03:59.573
41	2	4:04.475	37.223	1:31.209	1:56.043	292.4	7:08:04.048
42	2	3:58.071	37.464	1:30.759	1:49.848	296.4	7:12:02.119
43	2	3:59.152	37.791	1:31.294	1:50.067	291.6	7:16:01.271
44	2	3:58.619	37.500	1:31.801	1:49.318	294.0	7:19:59.890
45	2	3:57.320	37.471	1:31.025	1:48.824	294.0	7:23:57.210
46	2	3:57.932	37.217	1:31.578	1:49.137	290.8	7:27:55.142
47	2	3:56.913	37.209	1:30.993	1:48.711	292.4	7:31:52.055
48	2	3:57.739	37.285	1:30.977	1:49.477	291.6	7:35:49.794
49	2	4:14.766 B	39.543	1:34.351	2:00.872	291.6	7:40:04.560
50	1	9:32.985	6:06.798	1:34.957	1:51.230	274.6	7:49:37.545
51	1	3:57.490	37.486	1:31.058	1:48.946	291.6	7:53:35.035
52	1	3:58.270	37.163	1:30.623	1:50.484	291.6	7:57:33.305
53	1	3:56.039	37.029	1:30.238	1:48.772	286.9	8:01:29.344
54	1	4:05.184 B	37.612	1:31.631	1:55.941	264.5	8:05:34.528
55	1	29:08.913 B	...	4:03.580	4:36.230	76.7	8:34:43.441

Lap	D	Time	Sector 1	Sector 2	Sector 3	T. Spd	Elapsed
35	3	3:56.115	37.190	1:30.472	1:48.453	293.2	6:37:43.071
36	3	3:57.123	37.329	1:30.430	1:49.364	294.0	6:41:40.194
37	3	4:01.946	38.182	1:31.102	1:52.662	293.2	6:45:42.140
38	3	3:56.312	37.263	1:30.354	1:48.695	290.8	6:49:38.452
39	3	4:04.692 B	37.958	1:30.477	1:56.257	290.8	6:53:43.144
40	1	8:03.814	4:27.344	1:39.445	1:57.025	276.0	7:01:46.958
41	1	4:02.034	38.138	1:31.485	1:52.411	292.4	7:05:48.992
42	1	4:14.730	37.913	1:44.273	1:52.544	281.7	7:10:03.722
43	1	3:58.608	37.546	1:31.377	1:49.685	292.4	7:14:02.330
44	1	4:00.589	37.629	1:32.005	1:50.955	289.3	7:18:02.919
45	1	3:57.242	37.113	1:30.989	1:49.140	291.6	7:22:00.161
46	1	4:07.113 B	38.403	1:31.639	1:57.071	290.8	7:26:07.274
47	1	8:13.270	4:48.014	1:35.264	1:49.992	290.8	7:34:20.544
48	1	3:57.803	37.890	1:31.253	1:48.660	290.0	7:38:18.347
49	1	3:56.666	36.937	1:31.718	1:48.011	291.6	7:42:15.013
50	1	3:58.398	36.844	1:30.602	1:50.952	290.8	7:46:13.411
51	1	3:56.221	37.036	1:30.580	1:48.605	290.0	7:50:09.632
52	1	3:56.373	36.954	1:30.710	1:48.709	288.5	7:54:06.005
53	1	3:56.504	36.955	1:31.060	1:48.489	290.0	7:58:02.509
54	1	4:03.606 B	36.838	1:31.011	1:55.757	289.3	8:02:06.115

71 — AF Corse — Ferrari 488 GTE — LMGTE Pro

1.Davide RIGON
2.Sam BIRD
3.Andrea BERTOLINI

Lap	D	Time	Sector 1	Sector 2	Sector 3	T. Spd	Elapsed
1	2	46:40.930 B	...	1:36.693	2:02.375	221.2	46:40.930
2	1	6:34.527 B	2:57.479	1:33.943	2:03.105	287.7	53:15.457
3	3	10:46.867 B	7:12.299	1:34.790	1:59.778	265.1	1:04:02.324
4	2	5:59.300 B	2:24.981	1:35.033	1:59.286	279.5	1:10:01.624
5	2	4:50.879	1:25.819	1:33.605	1:51.455	296.4	1:14:52.503
6	2	4:16.984	37.357	1:44.104	1:55.523	292.4	1:19:09.487
7	2	3:58.860	37.053	1:30.235	1:51.572	292.4	1:23:08.347
8	2	3:57.804	36.942	1:31.562	1:49.300	294.8	1:27:06.151
9	2	4:04.579 B	37.230	1:30.914	1:56.435	293.2	1:31:10.730
10	1	10:59.311	7:28.273	1:34.497	1:56.541	283.2	1:42:10.041
11	1	3:59.926	38.259	1:31.529	1:50.138	294.0	1:46:09.967
12	1	3:59.288	37.276	1:32.037	1:49.975	290.8	1:50:09.255
13	1	4:04.379	39.184	1:31.642	1:53.553	292.4	1:54:13.634
14	1	7:17.254 B	37.159	2:10.019	4:30.076	291.6	2:01:30.888
15	1	35:45.082	...	1:33.620	1:50.300	250.4	2:37:15.970
16	1	3:58.036	37.306	1:31.427	1:49.303	290.8	2:41:14.006
17	1	3:58.132	37.157	1:31.153	1:49.822	279.5	2:45:12.138
18	1	4:04.499 B	37.039	1:31.383	1:56.077	277.4	2:49:16.637
19	3	6:00.750	2:37.967	1:31.948	1:50.835	293.2	2:55:17.387
20	3	3:58.629	37.387	1:31.600	1:49.642	292.4	2:59:16.016
21	3	3:57.595	37.500	1:30.696	1:49.399	294.0	3:03:13.611
22	3	3:58.140	37.635	1:30.839	1:49.666	292.4	3:07:11.751
23	3	3:59.188	37.730	1:31.012	1:50.446	293.2	3:11:10.939
24	3	4:04.990 B	37.282	1:31.571	1:56.137	292.4	3:15:15.929
25	3	35:05.803	...	1:34.323	1:55.537	258.8	3:50:21.732
26	3	3:57.328	37.291	1:30.185	1:49.852	294.0	3:54:19.060
27	3	4:02.824 B	37.339	1:30.384	1:55.101	292.4	3:58:21.884
28	3	2:01:51.173 B	...	1:34.202	2:00.143	246.4	6:00:13.057
29	3	11:34.250	8:10.507	1:32.531	1:51.212	286.9	6:11:47.307
30	3	3:57.507	37.384	1:30.771	1:49.352	290.8	6:15:44.814
31	3	4:09.519 B	37.522	1:30.880	2:01.117	291.6	6:19:54.333
32	3	5:27.950	2:07.199	1:31.275	1:49.476	291.6	6:25:22.283
33	3	4:28.147	37.353	1:55.285	1:55.509	291.6	6:29:50.430
34	3	3:56.526	37.479	1:30.441	1:48.606	293.2	6:33:46.956

77 — Dempsey - Proton Racing — Porsche 911 RSR (2016) — LMGTE Pro

1.Richard LIETZ
2.Michael CHRISTENSEN
3.Philipp ENG
4.Klaus BACHLER

Lap	D	Time	Sector 1	Sector 2	Sector 3	T. Spd	Elapsed
1	1	5:35.856 B	1:20.896	1:54.690	2:20.270	180.3	5:35.856
2	4	10:53.734 B	6:11.619	2:10.508	2:31.607	137.8	16:29.590
3	4	4:50.151	1:04.118	1:42.961	2:03.072	224.4	21:19.741
4	4	4:27.318	43.712	1:40.201	2:03.405	258.2	25:47.059
5	4	4:25.757	43.129	1:40.098	2:02.530	248.1	30:12.816
6	4	4:48.331 B	45.583	1:50.445	2:12.303	163.9	35:01.147
7	1	20:42.137	...	1:40.777	1:59.606	196.3	55:43.284
8	1	4:14.481	40.044	1:35.711	1:58.726	238.3	59:57.765
9	1	4:04.953	38.783	1:33.300	1:52.870	289.3	1:04:02.718
10	1	4:04.326	38.242	1:32.523	1:53.561	293.2	1:08:07.044
11	1	4:48.347 B	40.946	1:50.407	2:16.994	194.6	1:12:55.391
12	1	16:50.765	...	1:35.918	1:55.763	267.1	1:29:46.156
13	1	3:59.959	38.138	1:31.440	1:50.381	294.0	1:33:46.115
14	1	4:04.323	37.860	1:30.794	1:55.669	296.4	1:37:50.438
15	1	4:19.850 B	41.604	1:32.836	2:05.410	296.4	1:42:10.288
16	2	10:32.743	7:06.204	1:33.292	1:53.247	272.5	1:52:43.031
17	2	5:01.533 B	38.200	1:31.528	2:51.805	293.2	1:57:44.564
18	2	14:02.898	...	1:34.870	1:52.609	289.3	2:11:47.462
19	2	4:02.446	38.097	1:31.016	1:53.333	294.8	2:15:49.908
20	2	4:06.391 B	38.515	1:31.149	1:56.727	293.2	2:19:56.299
21	2	5:46.681	2:24.034	1:30.721	1:51.926	294.8	2:25:42.980
22	2	3:58.639	37.647	1:30.738	1:50.254	297.2	2:29:41.619
23	2	4:29.557	37.340	1:49.539	2:02.678	298.0	2:34:11.176
24	2	3:59.234	37.356	1:30.855	1:51.023	294.8	2:38:10.410
25	2	3:58.502	37.965	1:30.530	1:50.007	291.6	2:42:08.912
26	2	3:56.990	37.504	1:30.385	1:49.101	296.4	2:46:05.902
27	2	4:05.240 B	38.155	1:30.926	1:56.159	295.6	2:50:11.142
28	1	9:58.019	6:31.328	1:33.645	1:53.046	291.6	3:00:09.161
29	1	4:00.797	37.621	1:31.630	1:51.546	294.8	3:04:09.958
30	1	3:58.661	37.497	1:30.887	1:50.277	296.4	3:08:08.619
31	1	4:06.069 B	37.590	1:31.379	1:57.100	294.0	3:12:14.688
32	3	11:27.855	7:55.354	1:35.783	1:56.718	273.2	3:23:42.543
33	3	4:09.354	38.806	1:32.997	1:57.551	291.6	3:27:51.897
34	3	4:03.546	38.504	1:32.564	1:52.478	292.4	3:31:55.443

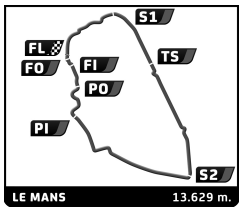

FIA WEC

Official Test 24 Hours of Le Mans

Official Test

Sector Analysis

Personal Best | Session Best | B Crossing the finish line in pit lane

Lap	D	Time	Sector 1	Sector 2	Sector 3	T. Spd	Elapsed
35	3	4:07.304	40.644	1:33.772	1:52.888	290.8	3:36:02.747
36	3	4:03.078	38.307	1:33.101	1:51.670	292.4	3:40:05.825
37	3	4:03.826	40.097	1:32.542	1:51.187	290.8	3:44:09.651
38	3	4:01.594	38.025	1:32.149	1:51.420	291.6	3:48:11.245
39	3	4:02.762	39.240	1:32.277	1:51.245	290.8	3:52:14.007
40	3	4:05.784	38.571	1:35.512	1:51.701	293.2	3:56:19.791
41	3	4:00.254	38.171	1:31.529	1:50.554	292.4	4:00:20.045
42	3	5:19.689 B	37.794	1:32.756	3:09.139	286.2	4:05:39.734
43	1	2:10:48.025	...	1:35.172	1:53.768	284.7	6:16:27.759
44	1	4:03.893	40.019	1:32.849	1:51.025	288.5	6:20:31.652
45	1	4:11.215 B	39.012	1:33.682	1:58.521	289.3	6:24:42.867
46	1	17:39.022	...	1:34.087	1:50.301	289.3	6:42:21.889
47	1	3:57.185	37.428	1:31.043	1:48.714	290.0	6:46:19.074
48	1	3:57.147	37.338	1:30.906	1:48.903	290.0	6:50:16.221
49	1	4:00.361	37.562	1:31.139	1:51.660	288.5	6:54:16.582
50	1	4:04.196 B	37.461	1:30.976	1:55.759	290.0	6:58:20.778
51	3	8:44.415	5:18.903	1:32.851	1:52.661	286.9	7:07:05.193
52	3	3:59.912	37.662	1:31.528	1:50.722	290.8	7:11:05.105
53	3	4:01.200	37.571	1:32.955	1:50.674	273.9	7:15:06.305
54	3	3:59.013	37.442	1:31.504	1:50.067	289.3	7:19:05.318
55	3	4:03.405	39.155	1:33.701	1:50.549	286.2	7:23:08.723
56	3	3:59.512	37.547	1:31.881	1:50.084	289.3	7:27:08.235
57	3	3:59.682	37.875	1:31.771	1:50.036	284.7	7:31:07.917
58	3	4:06.828 B	37.439	1:31.403	1:57.986	289.3	7:35:14.745
59	2	23:17.960	...	1:32.601	1:50.923	286.9	7:58:32.705
60	2	3:59.726	37.730	1:31.508	1:50.488	290.0	8:02:32.431
61	2	4:06.158 B	37.391	1:32.965	1:55.802	287.7	8:06:38.589
62	2	23:08.247 B	...	1:33.021	3:54.487	287.7	8:29:46.836

78 KCMG — Porsche 911 RSR — LMGTE Am

1.Christian RIED, 2.Wolf HENZLER, 3.Joël CAMATHIAS, 4.Klaus BACHLER

Lap	D	Time	Sector 1	Sector 2	Sector 3	T. Spd	Elapsed
1	2	7:50.065 B	1:55.704	2:57.285	2:57.076	111.0	7:50.065
2	2	10:12.899 B	5:24.406	2:15.041	2:33.452	151.3	18:02.964
3	2	25:41.856	...	3:05.670	2:40.132	96.3	43:44.820
4	2	5:03.525	40.955	2:08.495	2:14.075	233.7	48:48.345
5	2	4:07.801	39.563	1:35.484	1:52.754	276.7	52:56.146
6	2	4:17.189 B	38.236	1:32.755	2:06.198	289.3	57:13.335
7	2	26:45.789	...	1:35.463	1:54.855	287.7	1:23:59.124
8	2	4:03.041	38.468	1:32.281	1:52.292	291.6	1:28:02.165
9	2	4:09.741	38.427	1:38.745	1:52.569	290.0	1:32:11.906
10	2	4:01.065	37.998	1:32.165	1:50.902	291.6	1:36:12.971
11	2	4:06.896	38.015	1:32.418	1:56.463	290.8	1:40:19.867
12	2	3:59.374	37.713	1:31.507	1:50.154	290.8	1:44:19.241
13	2	4:07.896 B	37.670	1:31.569	1:58.657	290.0	1:48:27.137
14	3	28:38.209	...	1:36.378	1:58.733	288.5	2:17:05.346
15	3	4:09.643	39.496	1:33.572	1:56.575	290.0	2:21:14.989
16	3	4:06.805	39.215	1:33.842	1:53.748	290.8	2:25:21.794
17	3	4:08.512	38.998	1:35.051	1:54.463	263.2	2:29:30.306
18	3	4:32.491	39.270	1:54.080	1:59.141	289.3	2:34:02.797
19	3	4:06.412	38.774	1:34.052	1:53.586	294.8	2:38:09.209
20	3	4:05.441	38.562	1:33.604	1:53.275	294.0	2:42:14.650
21	3	4:04.475	38.685	1:32.917	1:52.873	291.6	2:46:19.125
22	3	4:04.033	38.688	1:32.928	1:52.417	292.4	2:50:23.158
23	3	4:04.052	38.586	1:33.347	1:52.119	290.8	2:54:27.210
24	3	4:15.596 B	38.429	1:33.568	2:03.599	291.6	2:58:42.806
25	1	10:17.443	6:39.900	1:36.831	2:00.712	257.0	3:09:00.249
26	1	4:11.893	40.599	1:34.715	1:56.579	290.0	3:13:12.142
27	1	4:13.473	39.421	1:36.436	1:57.616	278.8	3:17:25.615
28	1	4:09.951	39.709	1:33.822	1:56.420	288.5	3:21:35.566
29	1	4:18.629 B	40.235	1:33.521	2:04.873	290.8	3:25:54.195
30	1	5:48.507	2:18.950	1:34.117	1:55.440	289.3	3:31:42.702
31	1	4:07.182	38.610	1:32.603	1:55.969	290.0	3:35:49.884
32	1	4:05.265	38.961	1:32.634	1:53.670	289.3	3:39:55.149
33	1	4:07.444	39.124	1:32.930	1:55.390	288.5	3:44:02.593
34	1	4:08.047	38.691	1:35.927	1:53.429	290.8	3:48:10.640
35	1	4:07.568	40.807	1:33.204	1:53.557	292.4	3:52:18.208
36	1	4:12.484 B	38.560	1:33.585	2:00.339	291.6	3:56:30.692
37	4	1:23:42.476	...	1:36.315	1:54.579	261.9	5:20:13.168
38	4	4:04.815	38.583	1:32.944	1:53.288	290.0	5:24:17.983
39	4	4:02.738	38.368	1:32.744	1:51.626	289.3	5:28:20.721
40	4	4:04.742	38.531	1:32.774	1:53.437	290.0	5:32:25.463
41	4	4:01.422	38.064	1:31.866	1:51.492	291.6	5:36:26.885
42	4	5:57.384 B	40.858	2:05.713	3:10.813	290.8	5:42:24.269
43	4	1:40:36.179	...	1:36.833	1:53.905	278.8	7:23:00.448
44	4	4:12.324 B	38.635	1:33.560	2:00.129	290.0	7:27:12.772
45	2	6:22.838 B	2:42.826	1:34.397	2:05.615	286.2	7:33:35.610
46	2	17:54.104	...	1:34.997	1:53.724	278.8	7:51:29.714
47	2	4:02.922	38.755	1:33.107	1:51.060	283.9	7:55:32.636
48	2	4:07.513 B	38.013	1:32.487	1:57.013	285.4	7:59:40.149
49	2	10:59.938 B	6:57.260	1:35.137	2:27.541	285.4	8:10:40.087
50	2	21:20.947 B	...	2:25.963	4:29.946	285.4	8:32:01.034

82 Risi Competizione — Ferrari 488 GTE — LMGTE Pro

1.Giancarlo FISICHELLA, 2.Toni VILANDER, 3.Matteo MALUCELLI

Lap	D	Time	Sector 1	Sector 2	Sector 3	T. Spd	Elapsed
1	2	12:00.675 B	7:48.034	1:58.805	2:13.836	189.8	12:00.675
2	2	7:57.747	4:29.860	1:34.327	1:53.560	255.7	19:58.422
3	2	4:01.334	37.921	1:32.907	1:50.506	286.9	23:59.756
4	2	3:59.548	37.421	1:32.962	1:49.165	281.7	27:59.304
5	2	4:15.534 B	37.249	1:30.883	2:07.402	294.0	32:14.838
6	2	16:25.432	...	1:32.825	1:49.347	250.4	48:40.270
7	2	4:07.769 B	37.105	1:30.777	1:59.887	294.8	52:48.039
8	1	13:23.425	...	1:32.330	1:50.008	294.0	1:06:11.464
9	1	3:57.639	36.992	1:30.986	1:49.661	288.5	1:10:09.103
10	1	4:08.156 B	37.174	1:31.171	1:59.811	298.0	1:14:17.259
11	1	14:02.101	...	1:32.397	1:50.726	290.8	1:28:19.360
12	1	3:58.156	37.590	1:30.871	1:49.695	293.2	1:32:17.516
13	1	4:04.375 B	37.107	1:30.346	1:56.922	296.4	1:36:21.891
14	1	12:39.798	9:16.749	1:32.300	1:50.749	290.8	1:49:01.689
15	1	3:57.706	37.276	1:30.950	1:49.480	292.4	1:52:59.395
16	1	5:10.173 B	37.257	1:31.365	3:01.551	290.0	1:58:09.568
17	3	15:09.455	...	1:34.711	1:52.920	236.2	2:13:19.023
18	3	3:59.458	37.721	1:32.236	1:49.501	267.8	2:17:18.481
19	3	3:57.964	37.840	1:30.615	1:49.509	295.6	2:21:16.445
20	3	4:07.571 B	39.263	1:31.227	1:57.081	296.4	2:25:24.016
21	3	5:41.139	2:17.819	1:32.617	1:50.703	293.2	2:31:05.155
22	3	4:02.465	37.081	1:35.589	1:49.795	293.2	2:35:07.620
23	3	3:57.805	37.113	1:30.267	1:50.425	296.4	2:39:05.425
24	3	4:00.235	39.202	1:30.490	1:50.543	293.2	2:43:05.660
25	3	3:56.399	36.994	1:30.219	1:49.186	294.0	2:47:02.059
26	3	3:57.481	37.714	1:30.847	1:48.920	294.8	2:50:59.540
27	3	3:57.742	37.190	1:30.608	1:49.944	298.0	2:54:57.282
28	3	3:56.873	36.798	1:29.867	1:50.208	296.4	2:58:54.155
29	3	4:10.461 B	37.919	1:30.954	2:01.588	291.6	3:03:04.616
30	2	5:54.458	2:29.343	1:34.047	1:51.068	286.2	3:08:59.074

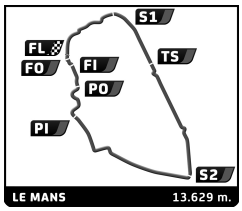

FIA WEC

Official Test 24 Hours of Le Mans

Official Test

Sector Analysis

Personal Best | Session Best | B Crossing the finish line in pit lane

Lap	D	Time	Sector 1	Sector 2	Sector 3	T. Spd	Elapsed
31	2	3:57.208	37.819	1:30.806	1:48.583	297.2	3:12:56.282
32	2	4:02.081	37.639	1:33.064	1:51.378	294.8	3:16:58.363
33	2	3:57.640	37.544	1:30.652	1:49.444	294.0	3:20:56.003
34	2	3:56.956	37.471	1:30.873	1:48.612	295.6	3:24:52.959
35	2	3:57.303	37.934	1:30.547	1:48.822	295.6	3:28:50.262
36	2	3:57.091	37.722	1:30.805	1:48.564	295.6	3:32:47.353
37	2	3:57.315	37.728	1:30.636	1:48.951	292.4	3:36:44.668
38	2	4:04.729 B	37.907	1:31.075	1:55.747	293.2	3:40:49.397
39	1	5:14.740	1:52.360	1:31.436	1:50.944	294.8	3:46:04.137
40	1	3:57.743	37.518	1:31.143	1:49.082	294.8	3:50:01.880
41	1	3:59.122	38.473	1:31.513	1:49.136	294.0	3:54:01.002
42	1	3:57.286	37.453	1:30.712	1:49.121	292.4	3:57:58.288
43	1	3:56.510	37.076	1:30.347	1:49.087	293.2	4:01:54.798
44	1	4:06.811 B	37.446	1:31.491	1:57.874	286.2	4:06:01.609
45	1	1:05:44.249	...	1:31.955	1:49.664	288.5	5:11:45.858
46	1	3:56.170	37.062	1:30.588	1:48.520	291.6	5:15:42.028
47	1	3:56.769	37.310	1:30.411	1:49.048	292.4	5:19:38.797
48	1	3:56.507	37.160	1:30.311	1:49.036	293.2	5:23:35.304
49	1	4:04.818 B	37.176	1:30.318	1:57.324	296.4	5:27:40.122
50	3	1:28:33.373 B	...	2:07.944	2:23.700	185.6	6:56:13.495
51	2	28:17.596 B	...	1:43.653	2:07.238	233.1	7:24:31.091

83 AF Corse — Ferrari F458 Italia — LMGTE Am
1.François PERRODO 2.Emmanuel COLLARD 3.Rui AGUAS

Lap	D	Time	Sector 1	Sector 2	Sector 3	T. Spd	Elapsed
1	2	7:59.284	4:11.581	1:45.075	2:02.628	208.4	7:59.284
2	2	4:16.534	40.449	1:39.230	1:56.855	208.8	12:15.818
3	2	4:11.462	39.513	1:36.267	1:55.682	248.7	16:27.280
4	2	4:05.028	38.910	1:33.593	1:52.525	288.5	20:32.308
5	2	4:18.802 B	39.231	1:36.608	2:02.963	292.4	24:51.110
6	2	18:03.529	...	1:42.050	1:56.515	246.4	42:54.639
7	2	4:10.254	39.490	1:35.773	1:54.991	244.8	47:04.893
8	2	4:05.721	38.758	1:34.097	1:52.866	288.5	51:10.614
9	2	3:59.861	37.963	1:31.611	1:50.287	290.8	55:10.475
10	2	4:09.518 B	37.796	1:32.517	1:59.205	290.0	59:19.993
11	1	6:16.917	2:42.529	1:36.957	1:57.431	281.0	1:05:36.910
12	1	4:09.391	40.178	1:33.626	1:55.587	293.2	1:09:46.301
13	1	4:07.383	39.084	1:34.815	1:53.484	288.5	1:13:53.684
14	1	4:30.554	38.863	1:53.549	1:58.142	292.4	1:18:24.238
15	1	4:06.915	38.748	1:34.377	1:53.790	288.5	1:22:31.153
16	1	4:06.690	38.780	1:33.130	1:54.780	289.3	1:26:37.843
17	1	4:04.802	38.538	1:32.967	1:53.297	291.6	1:30:42.645
18	1	4:04.651	38.222	1:33.700	1:52.729	293.2	1:34:47.296
19	1	4:03.123	38.871	1:32.323	1:51.929	294.0	1:38:50.419
20	1	4:04.224	38.935	1:32.959	1:52.330	291.6	1:42:54.643
21	1	4:03.810	38.151	1:33.501	1:52.158	290.8	1:46:58.453
22	1	4:01.708	38.116	1:32.243	1:51.349	291.6	1:51:00.161
23	1	12:40.152 B	38.188	1:32.034	...	291.6	2:03:40.313
24	1	49:26.063	...	1:34.933	1:54.018	278.8	2:53:06.376
25	1	4:04.757	38.292	1:33.760	1:52.705	291.6	2:57:11.133
26	1	4:02.644	38.467	1:32.631	1:51.546	294.0	3:01:13.777
27	1	4:03.697	38.818	1:32.649	1:52.230	290.8	3:05:17.474
28	1	4:03.223	38.578	1:32.803	1:51.842	293.2	3:09:20.697
29	1	4:13.556 B	38.701	1:33.126	2:01.729	290.8	3:13:34.253
30	3	6:48.824	3:18.815	1:36.133	1:53.876	287.7	3:20:23.077
31	3	4:06.091	39.035	1:34.062	1:52.994	276.7	3:24:29.168
32	3	4:10.561 B	38.803	1:32.930	1:58.828	290.0	3:28:39.729
33	3	7:45.851	4:18.543	1:33.886	1:53.422	290.0	3:36:25.580
34	3	4:02.686	38.175	1:33.172	1:51.339	290.0	3:40:28.266
35	3	4:01.894	38.180	1:32.787	1:50.927	294.0	3:44:30.160
36	3	4:06.786	42.267	1:33.574	1:50.945	288.5	3:48:36.946
37	3	4:00.395	38.023	1:32.053	1:50.319	286.2	3:52:37.341
38	3	3:59.498	37.938	1:31.353	1:50.207	290.8	3:56:36.839
39	3	3:59.949	37.972	1:31.661	1:50.316	289.3	4:00:36.788
40	3	4:13.903 B	37.478	1:32.676	2:03.749	289.3	4:04:50.691
41	3	1:19:30.108	...	1:35.230	1:57.760	285.4	5:24:20.799
42	3	4:01.136	37.892	1:32.300	1:50.944	290.8	5:28:21.935
43	3	4:00.296	37.941	1:31.644	1:50.711	294.0	5:32:22.231
44	3	3:59.867	37.721	1:31.646	1:50.500	290.0	5:36:22.098
45	3	6:00.541 B	41.410	2:09.012	3:10.119	287.7	5:42:22.639
46	3	15:45.592	...	1:34.683	1:51.267	288.5	5:58:08.231
47	3	3:59.910	37.757	1:32.260	1:49.893	281.0	6:02:08.141
48	3	4:25.345 B	37.630	1:50.857	1:56.858	79.0	6:06:33.486
49	1	6:12.103	2:37.901	1:38.168	1:56.034	263.2	6:12:45.589
50	1	4:05.351	38.805	1:33.629	1:52.917	289.3	6:16:50.940
51	1	4:03.950	38.661	1:33.141	1:52.148	290.8	6:20:54.890
52	1	4:03.352	38.651	1:32.899	1:51.802	290.8	6:24:58.242
53	1	4:29.621	38.777	1:51.741	1:59.103	288.5	6:29:27.863
54	1	4:02.691	38.569	1:32.644	1:51.478	290.8	6:33:30.554
55	1	4:05.694	38.750	1:33.851	1:53.093	294.0	6:37:36.248
56	1	4:03.487	39.149	1:32.905	1:51.433	290.8	6:41:39.735
57	1	4:03.236	38.859	1:32.643	1:51.734	294.0	6:45:42.971
58	1	4:02.747	38.688	1:32.529	1:51.530	290.8	6:49:45.718
59	1	4:02.451	38.696	1:32.482	1:51.273	287.7	6:53:48.169
60	1	4:03.263	38.405	1:33.260	1:51.598	286.9	6:57:51.432
61	1	4:03.732	38.780	1:33.082	1:51.870	289.3	7:01:55.164
62	1	4:08.638 B	38.378	1:32.458	1:57.802	289.3	7:06:03.802
63	1	6:00.094	2:34.049	1:32.769	1:53.276	290.8	7:12:03.896
64	1	4:00.985	38.361	1:31.981	1:50.643	297.2	7:16:04.881
65	1	3:59.762	36.911	1:31.765	1:51.086	291.6	7:20:04.643
66	1	4:01.665	38.385	1:31.938	1:51.342	289.3	7:24:06.308
67	1	4:07.870 B	38.605	1:32.059	1:57.206	290.0	7:28:14.178
68	2	6:46.348	3:21.356	1:33.543	1:51.449	288.5	7:35:00.526
69	2	4:00.902	38.105	1:32.260	1:50.537	287.7	7:39:01.428
70	2	4:01.048	37.959	1:31.864	1:51.225	289.3	7:43:02.476
71	2	4:00.935	38.168	1:32.264	1:50.503	288.5	7:47:03.411
72	2	4:01.578	38.096	1:32.437	1:51.045	288.5	7:51:04.989
73	2	3:59.461	37.831	1:31.972	1:49.658	290.0	7:55:04.450
74	2	3:59.498	37.753	1:31.300	1:50.445	292.4	7:59:03.948
75	2	4:00.545	38.531	1:31.684	1:50.330	293.2	8:03:04.493
76	2	3:59.313	38.269	1:31.186	1:49.858	290.8	8:07:03.806
77	2	6:10.419 B	37.551	1:59.706	3:33.162	278.8	8:13:14.225
78	3	18:30.305 B	...	2:19.061	4:29.909	290.0	8:31:44.530

84 SRT41 By OAK Racing — Morgan LMP2 - NISSAN — CDNT
1.Frédéric SAUSSET 2.Christophe TINSEAU 3.Jean Bernard BOUVET

Lap	D	Time	Sector 1	Sector 2	Sector 3	T. Spd	Elapsed
1	2	5:30.630 B	1:32.143	1:44.732	2:13.755	198.9	5:30.630
2	2	6:35.981	3:10.645	1:33.894	1:51.442	269.1	12:06.611
3	2	3:57.835	37.328	1:30.336	1:50.171	296.4	16:04.446
4	2	3:55.319	36.929	1:30.190	1:48.200	294.8	19:59.765
5	2	4:02.530 B	37.225	1:30.265	1:55.040	297.2	24:02.295
6	2	12:31.819	9:15.791	1:29.155	1:46.873	294.8	36:34.114
7	2	4:14.448	58.395	1:28.797	1:47.256	297.2	40:48.562
8	2	4:01.055 B	36.620	1:28.750	1:55.685	299.7	44:49.617
9	2	19:51.795 B	...	1:34.093	2:04.168	294.0	1:04:41.412

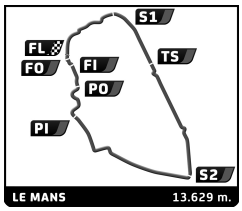

FIA WEC

Official Test 24 Hours of Le Mans

Official Test

Sector Analysis

Personal Best | Session Best | B Crossing the finish line in pit lane

Lap	D	Time	Sector 1	Sector 2	Sector 3	T. Spd	Elapsed
10	1	9:24.686	3:49.417	3:31.777	2:03.492	295.6	1:14:06.098
11	1	4:45.569 B	41.045	1:54.143	2:10.381	294.0	1:18:51.667
12	1	8:54.495	5:23.807	1:35.835	1:54.853	258.8	1:27:46.162
13	1	4:06.919	38.457	1:32.057	1:56.405	281.0	1:31:53.081
14	1	4:07.168	39.649	1:32.976	1:54.543	253.9	1:36:00.249
15	1	4:04.503	38.107	1:31.118	1:55.278	290.8	1:40:04.752
16	1	4:08.953	38.552	1:32.508	1:57.893	289.3	1:44:13.705
17	1	4:06.280	38.034	1:31.827	1:56.419	291.6	1:48:19.985
18	1	4:02.873	38.543	1:31.382	1:52.948	294.8	1:52:22.858
19	1	4:58.136 B	39.658	1:31.673	2:46.805	277.4	1:57:20.994
20	3	15:46.511	...	1:36.084	1:52.040	278.8	2:13:07.505
21	3	3:57.284	37.677	1:30.437	1:49.170	297.2	2:17:04.789
22	3	3:54.133	36.741	1:29.179	1:48.213	299.7	2:20:58.922
23	3	3:54.492	36.748	1:29.705	1:48.039	299.7	2:24:53.414
24	3	3:54.413	36.397	1:30.440	1:47.576	298.8	2:28:47.827
25	3	4:28.512	36.118	1:52.547	1:59.847	296.4	2:33:16.339
26	3	3:52.224	36.596	1:28.821	1:46.807	296.4	2:37:08.563
27	3	3:50.856	36.113	1:28.634	1:46.109	297.2	2:40:59.419
28	3	4:04.751 B	36.936	1:29.255	1:58.560	292.4	2:45:04.170
29	3	15:44.025	...	1:29.688	1:47.444	297.2	3:00:48.195
30	3	3:59.206 B	36.246	1:28.290	1:54.670	300.5	3:04:47.401
31	3	6:57.166 B	2:51.791	1:30.182	2:35.193	295.6	3:11:44.567
32	2	16:42.803	...	1:30.857	1:50.487	294.8	3:28:27.370
33	2	4:00.734 B	36.841	1:29.632	1:54.261	295.6	3:32:28.104
34	2	9:11.656 B	5:42.468	1:31.989	1:57.199	290.8	3:41:39.760
35	2	4:50.277	1:32.206	1:29.703	1:48.368	296.4	3:46:30.037
36	2	3:50.575	36.216	1:28.165	1:46.194	298.0	3:50:20.612
37	2	3:49.185	36.204	1:28.206	1:44.775	297.2	3:54:09.797
38	2	3:54.362	36.576	1:28.873	1:48.913	298.8	3:58:04.159
39	2	3:52.029	37.870	1:28.785	1:45.374	296.4	4:01:56.188
40	2	4:01.622 B	36.525	1:28.458	1:56.639	294.8	4:05:57.810
41	2	1:04:55.261	...	1:32.388	1:48.999	290.8	5:10:53.071
42	2	3:49.033	36.043	1:28.127	1:44.863	296.4	5:14:42.104
43	2	3:48.253	36.195	1:27.712	1:44.346	300.5	5:18:30.357
44	2	3:58.205 B	36.199	1:28.246	1:53.760	299.7	5:22:28.562
45	1	38:06.232	...	1:39.162	1:56.854	196.7	6:00:34.794
46	1	4:25.156	38.877	1:51.863	1:54.416	81.6	6:04:59.950
47	1	4:11.328	38.159	1:39.386	1:53.783	136.8	6:09:11.278
48	1	6:41.762 B	3:03.330	1:33.352	2:05.080	292.4	6:15:53.040
49	3	37:14.507	...	1:36.732	1:49.809	265.1	6:53:07.547
50	3	3:55.128	36.535	1:30.275	1:48.318	294.0	6:57:02.675
51	3	3:53.260	36.527	1:29.321	1:47.412	294.0	7:00:55.935
52	3	3:56.129	36.363	1:29.962	1:49.804	295.6	7:04:52.064
53	3	4:03.121 B	36.529	1:29.023	1:57.569	294.8	7:08:55.185
54	1	14:55.101 B	...	1:38.522	2:06.435	248.1	7:23:50.286

86 Gulf Racing — Porsche 911 RSR — LMGTE Am

1.Michael WAINWRIGHT 2.Adam CARROLL 3.Ben BARKER

Lap	D	Time	Sector 1	Sector 2	Sector 3	T. Spd	Elapsed
1	2	11:18.108 B	7:23.533	1:43.711	2:10.864	192.5	11:18.108
2	2	7:42.834	4:03.100	1:37.553	2:02.181	258.8	19:00.942
3	2	4:13.297	41.126	1:35.516	1:56.655	285.4	23:14.239
4	2	4:17.434 B	39.095	1:36.549	2:01.790	288.5	27:31.673
5	2	7:06.001	3:33.511	1:36.052	1:56.438	217.2	34:37.674
6	2	4:13.095 B	39.539	1:33.490	2:00.066	290.0	38:50.769
7	2	6:14.239	2:44.574	1:34.530	1:55.135	285.4	45:05.008
8	2	4:04.444	38.444	1:33.144	1:52.856	286.9	49:09.452
9	2	4:11.382 B	38.550	1:33.690	1:59.142	286.9	53:20.834
10	1	16:02.572	...	1:40.076	2:04.825	267.8	1:09:23.406
11	1	4:23.169	42.340	1:38.485	2:02.344	281.7	1:13:46.575
12	1	4:45.761	41.659	1:57.000	2:07.102	272.5	1:18:32.336
13	1	4:18.899	41.591	1:36.872	2:00.436	280.3	1:22:51.235
14	1	4:17.071	40.949	1:36.399	1:59.723	269.8	1:27:08.306
15	1	4:14.759	40.481	1:35.909	1:58.369	284.7	1:31:23.065
16	1	4:20.231 B	40.066	1:35.936	2:04.229	283.9	1:35:43.296
17	1	6:20.768	2:49.842	1:35.037	1:55.889	289.3	1:42:04.064
18	1	4:12.148	40.970	1:35.331	1:55.847	275.3	1:46:16.212
19	1	4:10.431	39.971	1:34.068	1:56.392	289.3	1:50:26.643
20	1	4:08.718	39.572	1:34.031	1:55.115	290.0	1:54:35.361
21	1	8:01.562 B	39.560	2:48.474	4:33.528	286.9	2:02:36.923
22	1	17:39.362	...	1:44.186	2:00.446	275.3	2:20:16.285
23	1	4:13.916	40.567	1:36.598	1:56.751	271.1	2:24:30.201
24	1	4:22.618 B	40.243	1:34.317	2:08.058	290.0	2:28:52.819
25	3	15:12.419 B	...	1:37.447	2:04.560	230.2	2:44:05.238
26	3	4:27.944	59.541	1:34.263	1:54.140	284.7	2:48:33.182
27	3	4:03.959	38.380	1:33.499	1:52.080	286.9	2:52:37.141
28	3	4:03.796	38.084	1:33.185	1:52.527	287.7	2:56:40.937
29	3	4:02.393	38.454	1:32.468	1:51.471	289.3	3:00:43.330
30	3	4:01.782	38.300	1:32.705	1:50.777	289.3	3:04:45.112
31	3	4:01.227	38.025	1:32.213	1:50.989	290.0	3:08:46.339
32	3	4:00.912	37.893	1:32.321	1:50.698	288.5	3:12:47.251
33	3	4:06.970	38.107	1:35.676	1:53.187	288.5	3:16:54.221
34	3	4:09.135 B	38.223	1:32.618	1:58.294	286.9	3:21:03.356
35	2	6:54.297	3:26.386	1:33.630	1:54.281	290.0	3:27:57.653
36	2	4:01.891	38.149	1:32.254	1:51.488	290.0	3:31:59.544
37	2	4:06.596	38.229	1:32.520	1:55.847	265.1	3:36:06.140
38	2	4:01.806	38.064	1:31.908	1:51.834	290.0	3:40:07.946
39	2	4:16.644 B	40.321	1:34.906	2:01.417	289.3	3:44:24.590
40	2	1:38:51.858	...	1:36.612	1:52.901	227.7	5:23:16.448
41	2	4:05.232	38.611	1:34.821	1:51.800	240.4	5:27:21.680
42	2	4:08.405 B	38.487	1:32.396	1:57.522	288.5	5:31:30.085
43	2	8:48.907	4:50.759	1:35.629	2:22.519	285.4	5:40:18.992
44	2	7:50.125 B	1:01.785	3:13.702	3:34.638	107.6	5:48:09.117
45	2	8:09.902	4:02.836	2:12.973	1:54.093	117.6	5:56:19.019
46	2	4:07.761	39.318	1:35.532	1:52.911	229.7	6:00:26.780
47	2	4:28.112	38.630	1:57.713	1:51.769	76.5	6:04:54.892
48	2	4:17.137 B	38.227	1:40.479	1:58.431	125.9	6:09:12.029
49	2	10:51.358	7:20.246	1:34.323	1:56.789	284.7	6:20:03.387
50	2	4:05.642	37.806	1:31.666	1:56.170	289.3	6:24:09.029
51	2	4:10.119 B	38.441	1:33.900	1:57.778	289.3	6:28:19.148
52	1	9:59.890	6:13.987	1:43.989	2:01.914	283.9	6:38:19.038
53	1	4:19.252	42.726	1:36.892	1:59.634	280.3	6:42:38.290
54	1	4:18.506	40.825	1:37.412	2:00.269	276.0	6:46:56.796
55	1	4:22.163	41.306	1:36.736	2:04.121	283.9	6:51:18.959
56	1	4:31.770 B	42.997	1:39.246	2:09.527	281.0	6:55:50.729
57	3	26:33.736	...	1:34.472	1:55.850	282.5	7:22:24.465
58	3	4:06.944	40.954	1:33.402	1:52.588	287.7	7:26:31.409
59	3	4:00.345	38.109	1:31.936	1:50.300	289.3	7:30:31.754
60	3	3:59.433	37.851	1:31.681	1:49.901	289.3	7:34:31.187
61	3	4:07.914 B	37.782	1:32.330	1:57.802	288.5	7:38:39.101
62	1	7:35.536	4:00.153	1:36.977	1:58.406	279.5	7:46:14.637
63	1	4:13.310	40.022	1:35.701	1:57.587	283.9	7:50:27.947
64	1	4:13.264	40.150	1:35.836	1:57.278	285.4	7:54:41.211
65	1	4:13.732	40.330	1:36.139	1:57.263	280.3	7:58:54.943
66	1	4:15.242	40.308	1:35.954	1:58.980	283.2	8:03:10.185
67	1	6:02.653 B	40.698	1:35.358	3:46.597	286.9	8:09:12.838

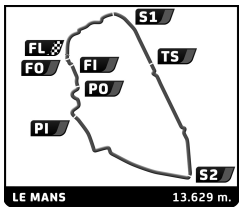

FIA WEC

Official Test 24 Hours of Le Mans

Official Test

Sector Analysis

Personal Best | Session Best | B Crossing the finish line in pit lane

Lap	D	Time	Sector 1	Sector 2	Sector 3	T. Spd	Elapsed
68	1	20:39.909 B	...	1:37.673	3:59.425	279.5	8:29:52.747

88 Abu Dhabi-Proton Racing — Porsche 911 RSR
1.Khaled AL QUBAISI 3.Patrick LONG 2.David HEINEMEIER HANSSON — LMGTE Am

Lap	D	Time	Sector 1	Sector 2	Sector 3	T. Spd	Elapsed
1	3	17:25.828 B	...	1:55.421	2:43.318	199.2	17:25.828
2	3	8:33.046	4:24.113	1:45.127	2:23.806	228.2	25:58.874
3	3	4:23.014	41.081	1:36.191	2:05.742	277.4	30:21.888
4	3	4:24.788	41.797	1:41.799	2:01.192	227.7	34:46.676
5	3	4:44.218 B	43.399	1:40.295	2:20.524	219.9	39:30.894
6	3	19:29.701	...	2:00.053	2:19.991	182.1	59:00.595
7	3	4:40.983	46.215	1:45.699	2:09.069	234.7	1:03:41.578
8	3	4:23.781	41.228	1:38.503	2:04.050	286.9	1:08:05.359
9	3	4:26.386	43.106	1:39.185	2:04.095	248.1	1:12:31.745
10	3	4:58.410 B	42.924	1:57.052	2:18.434	196.7	1:17:30.155
11	3	15:59.221	...	1:36.326	2:11.127	273.9	1:33:29.376
12	3	4:04.705	38.626	1:32.837	1:53.242	289.3	1:37:34.081
13	3	4:02.671	37.984	1:32.644	1:52.043	290.8	1:41:36.752
14	3	4:16.767 B	40.390	1:33.119	2:03.258	289.3	1:45:53.519
15	3	12:54.539 B	7:52.834	1:34.702	3:27.003	286.9	1:58:48.058
16	2	14:17.626	...	1:39.442	1:58.061	255.7	2:13:05.684
17	2	4:10.427	40.635	1:34.606	1:55.186	288.5	2:17:16.111
18	2	4:08.858	41.455	1:33.345	1:54.058	290.8	2:21:24.969
19	2	4:15.553 B	39.362	1:33.756	2:02.435	288.5	2:25:40.522
20	2	6:15.886	2:28.088	1:48.510	1:59.288	285.4	2:31:56.408
21	2	4:04.907	39.090	1:33.155	1:52.662	291.6	2:36:01.315
22	2	4:04.087	39.027	1:32.657	1:52.403	288.5	2:40:05.402
23	2	4:04.721	39.575	1:32.283	1:52.863	289.3	2:44:10.123
24	2	4:03.128	38.733	1:32.570	1:51.825	289.3	2:48:13.251
25	2	4:03.127	38.647	1:32.623	1:51.857	289.3	2:52:16.378
26	2	4:03.355	39.179	1:32.106	1:52.070	290.0	2:56:19.733
27	2	4:03.970	38.540	1:31.975	1:53.455	290.8	3:00:23.703
28	2	4:01.773	38.570	1:31.964	1:51.239	293.2	3:04:25.476
29	2	4:09.583 B	38.274	1:32.597	1:58.712	290.0	3:08:35.059
30	1	6:27.754	2:51.285	1:37.779	1:58.690	279.5	3:15:02.813
31	1	4:12.250	40.357	1:34.575	1:57.318	287.7	3:19:15.063
32	1	4:08.286	39.192	1:33.909	1:55.185	290.8	3:23:23.349
33	1	4:12.868 B	39.277	1:33.070	2:00.521	291.6	3:27:36.217
34	1	5:44.791	2:15.470	1:35.522	1:53.799	269.8	3:33:21.008
35	1	4:04.715	39.194	1:32.793	1:52.728	288.5	3:37:25.723
36	1	4:04.960	40.076	1:32.549	1:52.335	290.8	3:41:30.683
37	1	4:17.640	38.895	1:32.853	2:05.892	279.5	3:45:48.323
38	1	4:05.668	38.945	1:33.329	1:53.394	288.5	3:49:53.991
39	1	4:05.409	38.902	1:33.093	1:53.414	289.3	3:53:59.400
40	1	4:03.954	38.797	1:32.682	1:52.475	292.4	3:58:03.354
41	1	4:03.699	38.868	1:32.639	1:52.192	290.0	4:02:07.053
42	3	1:08:56.869	38.494	1:33.150	...	287.7	5:11:03.922
43	3	4:02.318	38.203	1:32.653	1:51.462	286.2	5:15:06.240
44	3	4:11.150 B	39.251	1:32.866	1:59.033	287.7	5:19:17.390
45	3	28:53.864 B	...	3:12.751	3:35.281	81.2	5:48:11.254
46	3	10:40.464	7:11.739	1:35.901	1:52.824	219.4	5:58:51.718
47	3	4:19.112	37.921	1:48.279	1:52.912	101.1	6:03:10.830
48	3	4:27.442 B	38.051	1:51.069	1:58.322	80.3	6:07:38.272
49	3	5:55.526 B	2:21.446	1:33.616	2:00.464	281.7	6:13:33.798
50	2	10:43.580	7:12.043	1:35.707	1:55.830	281.7	6:24:17.378
51	2	4:09.038	39.327	1:34.290	1:55.421	285.4	6:28:26.416
52	2	4:08.702	40.862	1:34.302	1:53.538	282.5	6:32:35.118
53	2	4:05.247	39.011	1:33.514	1:52.722	283.9	6:36:40.365
54	2	4:05.423	38.548	1:33.496	1:53.379	284.7	6:40:45.788
55	2	4:03.548	38.503	1:33.069	1:51.976	282.5	6:44:49.336
56	2	4:03.724	38.600	1:33.176	1:51.948	283.9	6:48:53.060
57	2	4:03.589	38.530	1:33.051	1:52.008	282.5	6:52:56.649
58	2	4:03.484	38.456	1:32.897	1:52.131	282.5	6:57:00.133
59	2	4:09.368 B	38.384	1:32.699	1:58.285	283.2	7:01:09.501
60	1	6:29.158	2:59.010	1:35.285	1:54.863	279.5	7:07:38.659
61	1	4:06.847	39.043	1:34.378	1:53.426	281.7	7:11:45.506
62	1	4:06.408	38.959	1:34.148	1:53.301	283.9	7:15:51.914
63	1	4:05.194	38.787	1:33.966	1:52.441	282.5	7:19:57.108
64	1	4:04.776	38.614	1:33.835	1:52.327	281.0	7:24:01.884
65	1	4:03.886	38.462	1:33.500	1:51.924	283.2	7:28:05.770
66	1	4:05.656	39.103	1:33.579	1:52.974	285.4	7:32:11.426
67	1	4:13.317 B	39.426	1:34.590	1:59.301	281.7	7:36:24.743
68	1	8:01.693	4:34.153	1:34.193	1:53.347	283.2	7:44:26.436
69	1	4:08.485	39.340	1:33.703	1:55.442	286.2	7:48:34.921
70	1	4:14.493 B	39.416	1:33.415	2:01.662	285.4	7:52:49.414
71	3	38:57.194 B	...	2:21.750	4:30.322	275.3	8:31:46.608

89 Proton Competition — Porsche 911 RSR
1.Cooper MACNEIL 3.Marc MILLER 2.Lehman KEEN 4.Gunnar JEANNETTE — LMGTE Am

Lap	D	Time	Sector 1	Sector 2	Sector 3	T. Spd	Elapsed
1	4	7:31.061 B	3:37.093	1:43.116	2:10.852	193.5	7:31.061
2	4	8:39.254	5:02.537	1:37.423	1:59.294	260.0	16:10.315
3	4	4:11.767	39.994	1:34.560	1:57.213	289.3	20:22.082
4	4	4:09.761	39.925	1:35.438	1:54.398	288.5	24:31.843
5	4	4:06.696	39.077	1:33.472	1:54.147	289.3	28:38.539
6	4	4:13.903 B	39.186	1:33.326	2:01.391	287.7	32:52.442
7	4	9:06.668	5:33.004	1:39.655	1:54.009	271.8	41:59.110
8	4	4:04.995	39.008	1:33.224	1:52.763	288.5	46:04.105
9	4	4:06.163	38.940	1:33.368	1:53.855	286.9	50:10.268
10	4	4:13.024 B	38.965	1:32.872	2:01.187	288.5	54:23.292
11	4	9:44.926	6:17.600	1:33.213	1:54.113	290.0	1:04:08.218
12	4	4:04.207	38.485	1:33.031	1:52.691	289.3	1:08:12.425
13	4	4:16.345 B	39.547	1:34.679	2:02.119	290.8	1:12:28.770
14	4	9:42.999	5:54.286	1:53.979	1:54.734	285.4	1:22:11.769
15	4	4:16.533 B	39.417	1:33.092	2:04.024	290.0	1:26:28.302
16	4	5:03.177	1:35.640	1:34.351	1:53.186	285.4	1:31:31.479
17	4	4:04.848	38.744	1:32.935	1:53.169	287.7	1:35:36.327
18	4	4:04.104	38.880	1:33.098	1:52.126	287.7	1:39:40.431
19	4	4:03.633	38.521	1:32.919	1:52.193	286.2	1:43:44.064
20	4	4:11.910 B	38.464	1:32.904	2:00.542	286.2	1:47:55.974
21	2	24:35.573	...	1:35.824	1:55.544	263.2	2:12:31.547
22	2	4:07.764	38.962	1:34.237	1:54.565	283.9	2:16:39.311
23	2	4:04.959	38.831	1:33.144	1:52.984	287.7	2:20:44.270
24	2	4:04.920	38.409	1:32.894	1:53.617	287.7	2:24:49.190
25	2	4:24.651 B	39.634	1:38.927	2:06.090	241.5	2:29:13.841
26	2	8:22.752	4:52.880	1:33.052	1:56.820	288.5	2:37:36.593
27	2	4:01.745	37.821	1:32.404	1:51.520	288.5	2:41:38.338
28	2	4:03.063	37.926	1:32.079	1:53.058	286.9	2:45:41.401
29	2	4:17.875 B	38.775	1:35.112	2:03.988	284.7	2:49:59.276
30	1	22:28.424	...	1:39.242	2:01.253	240.9	3:12:27.700
31	1	4:32.757	41.607	1:44.946	2:06.204	260.7	3:17:00.457
32	1	4:14.497	40.469	1:36.238	1:57.790	271.8	3:21:14.954
33	1	4:14.535	40.983	1:35.907	1:57.645	284.7	3:25:29.489
34	1	4:22.289 B	39.625	1:35.603	2:07.061	284.7	3:29:51.778
35	3	13:34.569	9:58.465	1:39.087	1:57.017	266.5	3:43:26.347
36	3	4:11.170	39.842	1:36.019	1:55.309	248.1	3:47:37.517

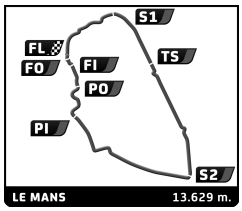

FIA WEC

Official Test 24 Hours of Le Mans

Official Test

Sector Analysis

Personal Best | Session Best | B Crossing the finish line in pit lane

Lap	D	Time	Sector 1	Sector 2	Sector 3	T. Spd	Elapsed
37	3	4:09.044	39.189	1:35.244	1:54.611	285.4	3:51:46.561
38	3	4:06.517	39.348	1:33.671	1:53.498	288.5	3:55:53.078
39	3	4:06.744	39.011	1:34.415	1:53.318	257.0	3:59:59.822
40	3	4:17.004 B	39.071	1:34.401	2:03.532	285.4	4:04:16.826
41	2	1:17:21.590	...	1:36.619	1:57.593	269.1	5:21:38.416
42	2	4:04.472	38.515	1:33.549	1:52.408	284.7	5:25:42.888
43	2	4:03.838	38.038	1:32.984	1:52.816	285.4	5:29:46.726
44	2	4:24.092 B	38.289	1:32.443	2:13.360	285.4	5:34:10.818
45	2	20:31.026	...	2:51.730	2:36.710	118.6	5:54:41.844
46	2	4:08.044	38.658	1:34.918	1:54.468	242.0	5:58:49.888
47	2	4:23.426	38.940	1:52.560	1:51.926	103.1	6:03:13.314
48	2	4:32.025 B	38.180	1:55.433	1:58.412	58.2	6:07:45.339
49	1	7:51.882	4:18.036	1:36.994	1:56.852	277.4	6:15:37.221
50	1	4:10.956	39.519	1:35.410	1:56.027	281.0	6:19:48.177
51	1	4:10.459	39.498	1:35.387	1:55.574	285.4	6:23:58.636
52	1	4:10.814	39.751	1:35.178	1:55.885	286.2	6:28:09.450
53	1	4:20.422 B	39.378	1:36.526	2:04.518	252.8	6:32:29.872
54	1	13:54.793	...	1:36.504	1:57.928	282.5	6:46:24.665
55	1	4:10.496	39.596	1:34.961	1:55.939	283.2	6:50:35.161
56	1	4:09.728	39.078	1:35.201	1:55.449	284.7	6:54:44.889
57	1	4:29.630 B	41.668	1:37.501	2:10.461	283.9	6:59:14.519
58	3	8:40.401	5:12.721	1:34.430	1:53.250	283.9	7:07:54.920
59	3	4:05.339	38.515	1:33.860	1:52.964	283.2	7:12:00.259
60	3	4:15.946 B	39.228	1:34.373	2:02.345	286.2	7:16:16.205
61	3	5:43.053	2:15.746	1:34.174	1:53.133	283.9	7:21:59.258
62	3	4:06.011	38.999	1:34.474	1:52.538	285.4	7:26:05.269
63	3	4:04.662	38.776	1:33.359	1:52.527	285.4	7:30:09.931
64	3	4:04.447	38.623	1:33.601	1:52.223	283.9	7:34:14.378
65	3	4:13.546 B	38.466	1:33.192	2:01.888	284.7	7:38:27.924
66	3	5:18.710	1:51.984	1:33.932	1:52.794	283.9	7:43:46.634
67	3	4:14.096 B	38.811	1:33.415	2:01.870	283.9	7:48:00.730
68	2	6:33.469	2:57.832	1:40.746	1:54.891	269.1	7:54:34.199
69	2	4:01.258	37.993	1:32.327	1:50.938	285.4	7:58:35.457
70	2	4:02.497	38.211	1:32.563	1:51.723	285.4	8:02:37.954
71	2	4:01.937	38.043	1:32.575	1:51.319	285.4	8:06:39.891
72	2	6:30.961 B	38.488	2:19.384	3:33.089	193.5	8:13:10.852

91 Porsche Motorsport — Porsche 911 RSR (2016)
1.Patrick PILET 2.Kevin ESTRE 3.Nick TANDY — LMGTE Pro

Lap	D	Time	Sector 1	Sector 2	Sector 3	T. Spd	Elapsed
1	1	17:25.224	...	1:40.259	1:57.411	230.2	17:25.224
2	1	4:04.073	38.408	1:33.483	1:52.182	288.5	21:29.297
3	1	3:59.758	37.782	1:31.463	1:50.513	292.4	25:29.055
4	1	5:23.202 B	37.709	1:40.491	3:05.002	290.0	30:52.257
5	1	48:47.725	...	1:52.275	1:57.190	289.3	1:19:39.982
6	1	3:57.055	37.267	1:30.512	1:49.276	291.6	1:23:37.037
7	1	4:08.296 B	38.267	1:32.623	1:57.406	289.3	1:27:45.333
8	1	14:04.690	...	1:32.023	1:50.557	290.8	1:41:50.023
9	1	3:56.783	37.260	1:30.669	1:48.854	291.6	1:45:46.806
10	1	3:57.267	37.253	1:30.704	1:49.310	290.8	1:49:44.073
11	1	4:06.900 B	38.517	1:32.195	1:56.188	289.3	1:53:50.973
12	3	23:07.682	...	1:33.423	1:53.166	291.6	2:16:58.655
13	3	3:58.836	37.718	1:31.060	1:50.058	293.2	2:20:57.491
14	3	3:59.210	37.330	1:31.530	1:50.350	295.6	2:24:56.701
15	3	4:10.049 B	37.861	1:33.912	1:58.276	275.3	2:29:06.750
16	3	18:23.302	...	1:31.412	1:50.625	292.4	2:47:30.052
17	3	3:57.418	37.358	1:30.582	1:49.478	290.0	2:51:27.470
18	3	4:05.513 B	37.904	1:31.089	1:56.520	290.8	2:55:32.983
19	3	13:23.797	9:57.493	1:32.200	1:54.104	290.8	3:08:56.780
20	3	3:57.053	37.190	1:30.769	1:49.094	291.6	3:12:53.833
21	3	4:04.506 B	37.035	1:31.347	1:56.124	290.8	3:16:58.339
22	2	7:31.245	4:05.906	1:32.488	1:52.851	292.4	3:24:29.584
23	2	4:00.963	38.758	1:31.375	1:50.830	290.0	3:28:30.547
24	2	3:59.283	37.634	1:30.904	1:50.745	290.8	3:32:29.830
25	2	3:58.231	37.289	1:31.458	1:49.484	253.3	3:36:28.061
26	2	3:57.619	37.716	1:30.667	1:49.236	294.0	3:40:25.680
27	2	3:56.750	37.364	1:30.282	1:49.104	292.4	3:44:22.430
28	2	3:56.202	37.064	1:30.385	1:48.753	293.2	3:48:18.632
29	2	4:05.758 B	37.349	1:30.272	1:58.137	293.2	3:52:24.390
30	1	1:26:08.539	...	2:00.793	2:14.724	168.8	5:18:32.929
31	1	4:17.825	40.302	1:41.521	1:56.002	227.7	5:22:50.754
32	1	4:00.692	38.065	1:32.178	1:50.449	290.8	5:26:51.446
33	1	3:58.514	37.569	1:31.118	1:49.827	293.2	5:30:49.960
34	1	4:04.350 B	37.256	1:31.632	1:55.462	290.0	5:34:54.310
35	1	25:03.162	...	1:32.363	1:49.209	236.7	5:59:57.472
36	1	4:15.420	37.401	1:48.512	1:49.507	80.5	6:04:12.892
37	1	4:26.417	37.142	1:55.216	1:54.059	78.3	6:08:39.309
38	1	3:58.886	37.431	1:31.415	1:50.040	294.0	6:12:38.195
39	1	3:56.598	37.313	1:30.833	1:48.452	291.6	6:16:34.793
40	1	4:03.310 B	37.506	1:30.732	1:55.072	293.2	6:20:38.103
41	1	22:47.339	...	1:31.122	1:51.292	291.6	6:43:25.442
42	1	3:58.845	37.596	1:31.059	1:50.190	296.4	6:47:24.287
43	1	3:58.415	37.388	1:30.134	1:50.893	294.0	6:51:22.702
44	1	4:08.432 B	38.621	1:31.225	1:58.586	294.0	6:55:31.134
45	3	11:35.914	8:11.378	1:32.307	1:52.229	291.6	7:07:07.048
46	3	3:58.474	37.296	1:30.611	1:50.567	294.0	7:11:05.522
47	3	3:58.611	37.552	1:31.634	1:49.425	271.1	7:15:04.133
48	3	3:58.857	37.165	1:30.625	1:51.067	291.6	7:19:02.990
49	3	3:57.555	37.411	1:30.383	1:49.761	291.6	7:23:00.545
50	3	3:56.728	37.250	1:31.033	1:48.445	293.2	7:26:57.273
51	3	3:55.554	37.048	1:30.094	1:48.412	293.2	7:30:52.827
52	3	3:55.783	37.252	1:30.045	1:48.486	292.4	7:34:48.610
53	3	3:55.402	37.236	1:30.057	1:48.109	293.2	7:38:44.012
54	3	3:55.732	37.212	1:30.101	1:48.419	290.8	7:42:39.744
55	3	3:57.316	37.717	1:30.648	1:48.951	290.8	7:46:37.060
56	3	3:56.397	37.314	1:30.247	1:48.836	290.0	7:50:33.457
57	3	4:04.227 B	37.227	1:31.118	1:55.882	294.8	7:54:37.684
58	2	15:24.809	...	1:31.815	2:36.018	289.3	8:10:02.493
59	2	7:22.610	1:02.727	3:00.756	3:19.127	113.8	8:17:25.103
60	2	6:38.418	1:02.696	3:03.832	2:31.890	113.3	8:24:03.521
61	2	6:36.363 B	37.670	1:31.288	4:27.405	293.2	8:30:39.884

92 Porsche Motorsport — Porsche 911 RSR (2016)
1.Frédéric MAKOWIECKI 2.Earl BAMBER 3.Jörg BERGMEISTER — LMGTE Pro

Lap	D	Time	Sector 1	Sector 2	Sector 3	T. Spd	Elapsed
1	2	7:52.347 B	3:30.880	2:00.038	2:21.429	186.5	7:52.347
2	2	11:38.965	7:50.780	1:46.540	2:01.645	172.3	19:31.312
3	2	4:22.193	40.496	1:41.063	2:00.634	148.8	23:53.505
4	2	4:09.735	39.609	1:37.605	1:52.521	158.4	28:03.240
5	2	4:04.793	38.203	1:33.914	1:52.676	275.3	32:08.033
6	2	3:58.586	37.620	1:31.175	1:49.791	294.0	36:06.619
7	2	4:23.408 B	54.674	1:32.183	1:56.551	291.6	40:30.027
8	2	25:17.293	...	1:31.846	1:49.606	291.6	1:05:47.320
9	2	3:57.234	37.109	1:30.990	1:49.135	290.8	1:09:44.554
10	2	4:11.418 B	37.617	1:36.325	1:57.476	207.2	1:13:55.972
11	1	11:11.914	7:43.346	1:33.081	1:55.487	288.5	1:25:07.886

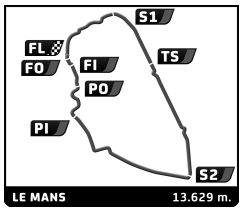

FIA WEC

Official Test 24 Hours of Le Mans

Official Test

Sector Analysis

Personal Best | Session Best | B Crossing the finish line in pit lane

Lap	D	Time	Sector 1	Sector 2	Sector 3	T. Spd	Elapsed
12	1	3:58.593	37.757	1:31.022	1:49.814	290.8	1:29:06.479
13	1	3:57.360	37.398	1:30.569	1:49.393	291.6	1:33:03.839
14	1	4:06.792 B	38.272	1:31.118	1:57.402	294.8	1:37:10.631
15	1	12:09.731	8:47.799	1:31.290	1:50.642	290.8	1:49:20.362
16	1	3:58.622	37.378	1:30.397	1:50.847	290.8	1:53:18.984
17	1	5:47.522 B	37.226	1:32.334	3:37.962	292.4	1:59:06.506
18	1	17:50.694	...	1:32.139	1:51.000	293.2	2:16:57.200
19	1	3:55.691	37.200	1:29.834	1:48.657	294.8	2:20:52.891
20	1	3:56.642	37.093	1:29.998	1:49.551	295.6	2:24:49.533
21	1	4:09.592 B	37.010	1:34.889	1:57.693	273.2	2:28:59.125
22	3	8:00.345	4:34.975	1:33.140	1:52.230	285.4	2:36:59.470
23	3	3:59.098	37.803	1:31.172	1:50.123	290.8	2:40:58.568
24	3	3:58.696	37.560	1:31.598	1:49.538	289.3	2:44:57.264
25	3	3:57.206	37.617	1:30.494	1:49.095	293.2	2:48:54.470
26	3	3:57.120	37.270	1:30.669	1:49.181	290.8	2:52:51.590
27	3	4:06.159 B	37.997	1:30.894	1:57.268	291.6	2:56:57.749
28	2	11:13.926	7:51.997	1:31.062	1:50.867	293.2	3:08:11.675
29	2	3:58.992	38.024	1:31.170	1:49.798	293.2	3:12:10.667
30	2	4:09.452 B	37.269	1:33.862	1:58.321	293.2	3:16:20.119
31	2	12:36.108	9:14.617	1:31.817	1:49.674	290.8	3:28:56.227
32	2	3:56.546	37.567	1:30.424	1:48.555	292.4	3:32:52.773
33	2	4:04.344 B	37.407	1:30.643	1:56.294	292.4	3:36:57.117
34	1	7:04.418	3:39.340	1:31.574	1:53.504	290.8	3:44:01.535
35	1	3:59.696	37.376	1:33.174	1:49.146	292.4	3:48:01.231
36	1	3:57.412	37.354	1:30.231	1:49.827	290.0	3:51:58.643
37	1	3:56.202	37.273	1:30.073	1:48.856	292.4	3:55:54.845
38	1	4:06.558 B	37.846	1:31.209	1:57.503	278.8	4:00:01.403
39	1	1:20:02.327	...	1:31.944	1:50.661	287.7	5:20:03.730
40	1	3:57.030	37.508	1:30.647	1:48.875	290.8	5:24:00.760
41	1	3:58.027	37.588	1:30.852	1:49.587	294.8	5:27:58.787
42	1	4:04.491 B	37.563	1:30.495	1:56.433	296.4	5:32:03.278
43	1	11:23.577 B	5:26.166	2:28.384	3:29.027	205.3	5:43:26.855
44	1	15:21.051	...	1:31.669	1:50.511	255.7	5:58:47.906
45	1	4:09.345	37.149	1:43.606	1:48.590	184.0	6:02:57.251
46	1	4:18.110	37.446	1:49.993	1:50.671	81.0	6:07:15.361
47	1	4:00.136	37.475	1:31.755	1:50.906	293.2	6:11:15.497
48	1	4:07.861 B	38.875	1:30.833	1:58.153	292.4	6:15:23.358
49	1	10:26.394	7:05.847	1:30.809	1:49.738	290.8	6:25:49.752
50	1	4:21.265	37.448	1:49.381	1:54.436	291.6	6:30:11.017
51	1	3:58.062	37.059	1:31.852	1:49.151	290.8	6:34:09.079
52	1	4:01.144	37.592	1:33.254	1:50.298	295.6	6:38:10.223
53	1	3:56.012	37.148	1:30.427	1:48.437	290.0	6:42:06.235
54	1	4:05.159 B	37.669	1:30.379	1:57.111	291.6	6:46:11.394
55	2	9:38.869	6:17.095	1:32.043	1:49.731	289.3	6:55:50.263
56	2	3:57.142	37.203	1:31.115	1:48.824	290.0	6:59:47.405
57	2	3:58.546	37.288	1:30.824	1:50.434	288.5	7:03:45.951
58	2	4:03.871 B	37.818	1:30.721	1:55.332	293.2	7:07:49.822
59	2	5:38.627	2:18.588	1:30.902	1:49.137	287.7	7:13:28.449
60	2	3:56.396	37.454	1:30.180	1:48.762	290.0	7:17:24.845
61	2	3:58.098	37.092	1:30.113	1:50.893	293.2	7:21:22.943
62	2	3:57.802	37.445	1:31.060	1:49.297	288.5	7:25:20.745
63	2	3:56.832	37.385	1:30.365	1:49.082	291.6	7:29:17.577
64	2	3:57.328	37.514	1:30.886	1:48.928	287.7	7:33:14.905
65	2	3:58.029	37.065	1:30.563	1:50.401	288.5	7:37:12.934
66	2	4:03.016	37.600	1:35.163	1:50.253	226.3	7:41:15.950
67	2	3:57.791	37.814	1:30.592	1:49.385	283.9	7:45:13.741
68	2	4:04.589 B	37.648	1:30.510	1:56.431	291.6	7:49:18.330
69	2	19:57.895 B	...	1:31.509	2:36.463	287.7	8:09:16.225
70	2	19:46.310 B	...	1:31.674	3:30.715	288.5	8:29:02.535

95 Aston Martin Racing — Aston Martin Vantage V8
1.Nicki THIIM
2.Marco SØRENSEN
3.Darren TURNER
LMGTE Pro

Lap	D	Time	Sector 1	Sector 2	Sector 3	T. Spd	Elapsed
1	3	34:08.414	...	1:46.068	2:10.007	205.3	34:08.414
2	3	4:20.850 B	41.030	1:37.494	2:02.326	224.0	38:29.264
3	3	9:21.543	5:38.901	1:40.685	2:01.957	194.6	47:50.807
4	3	4:22.735 B	40.312	1:36.271	2:06.152	223.5	52:13.542
5	3	9:21.231	5:54.592	1:34.283	1:52.356	232.6	1:01:34.773
6	3	4:00.794	38.281	1:31.239	1:51.274	298.8	1:05:35.567
7	3	4:00.618	37.642	1:32.954	1:50.022	272.5	1:09:36.185
8	3	4:03.796	37.686	1:32.513	1:53.597	299.7	1:13:39.981
9	3	4:25.749 B	38.577	1:44.644	2:02.528	294.8	1:18:05.730
10	3	11:18.366	7:51.585	1:32.163	1:54.618	297.2	1:29:24.096
11	3	4:00.455	37.774	1:31.210	1:51.471	294.0	1:33:24.551
12	3	3:59.144	37.783	1:31.434	1:49.927	296.4	1:37:23.695
13	3	4:10.079 B	38.269	1:32.291	1:59.519	293.2	1:41:33.774
14	3	9:42.399	6:21.391	1:31.685	1:49.323	286.2	1:51:16.173
15	3	4:08.052 B	37.349	1:30.754	1:59.949	296.4	1:55:24.225
16	2	17:13.896	...	1:36.106	1:53.840	265.1	2:12:38.121
17	2	4:01.260	37.908	1:32.137	1:51.215	295.6	2:16:39.381
18	2	3:59.176	37.817	1:31.272	1:50.087	295.6	2:20:38.557
19	2	3:58.017	37.552	1:30.870	1:49.595	295.6	2:24:36.574
20	2	4:08.282 B	37.812	1:30.913	1:59.557	298.0	2:28:44.856
21	2	8:33.346	5:10.859	1:32.461	1:50.026	293.2	2:37:18.202
22	2	3:58.019	37.679	1:30.615	1:49.725	299.7	2:41:16.221
23	2	3:57.133	37.247	1:30.222	1:49.664	299.7	2:45:13.354
24	2	3:57.891	37.503	1:30.601	1:49.787	298.8	2:49:11.245
25	2	3:58.149	37.334	1:30.226	1:50.589	298.8	2:53:09.394
26	2	3:59.232	37.607	1:30.802	1:50.823	302.2	2:57:08.626
27	2	3:57.875	37.457	1:30.513	1:49.905	298.0	3:01:06.501
28	2	3:57.309	37.543	1:30.444	1:49.322	297.2	3:05:03.810
29	2	3:57.073	37.507	1:30.165	1:49.401	299.7	3:09:00.883
30	2	3:58.191	38.218	1:30.465	1:49.508	298.0	3:12:59.074
31	2	4:00.205	37.510	1:31.320	1:51.375	298.8	3:16:59.279
32	2	3:57.909	37.525	1:30.535	1:49.849	292.4	3:20:57.188
33	2	4:08.709 B	39.126	1:31.162	1:58.421	298.8	3:25:05.897
34	2	5:09.262	1:45.853	1:31.631	1:51.778	298.0	3:30:15.159
35	2	4:02.507	39.260	1:30.987	1:52.260	301.3	3:34:17.666
36	2	3:59.241	37.717	1:30.892	1:50.632	298.0	3:38:16.907
37	2	3:59.682	38.406	1:30.919	1:50.357	301.3	3:42:16.589
38	2	3:58.674	37.855	1:30.979	1:49.840	298.0	3:46:15.263
39	2	4:10.042 B	37.964	1:30.808	2:01.270	298.8	3:50:25.305
40	1	8:36.548	5:13.763	1:32.858	1:49.927	290.0	3:59:01.853
41	1	3:56.724	37.507	1:30.589	1:48.628	298.0	4:02:58.577
42	1	1:18:19.184	39.245	1:33.210	...	286.2	5:21:17.761
43	1	3:56.191	37.071	1:30.807	1:48.313	295.6	5:25:13.952
44	1	4:02.930 B	37.073	1:31.349	1:54.508	294.8	5:29:16.882
45	1	7:51.107 B	4:25.530	1:31.084	1:54.493	295.6	5:37:07.989
46	1	20:37.152	...	1:31.747	1:48.514	291.6	5:57:45.141
47	1	4:01.210	37.325	1:32.851	1:51.034	184.6	6:01:46.351
48	1	4:15.184	37.247	1:49.024	1:48.913	68.8	6:06:01.535
49	1	3:57.087	37.473	1:30.927	1:48.687	295.6	6:09:58.622
50	1	3:56.835	37.617	1:30.926	1:48.292	286.2	6:13:55.457
51	1	3:57.781	37.650	1:30.785	1:49.346	299.7	6:17:53.238
52	1	3:59.990	37.666	1:32.995	1:49.329	294.0	6:21:53.228
53	1	3:57.982	37.506	1:30.924	1:49.552	296.4	6:25:51.210

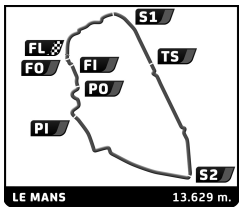

FIA WEC

Official Test 24 Hours of Le Mans

Official Test

Sector Analysis

Personal Best | Session Best | B Crossing the finish line in pit lane

Lap	D	Time	Sector 1	Sector 2	Sector 3	T. Spd	Elapsed
54	1	4:22.060	38.228	1:48.905	1:54.927	298.0	6:30:13.270
55	1	3:57.694	37.691	1:30.990	1:49.013	298.8	6:34:10.964
56	1	4:05.059	38.245	1:32.265	1:54.549	298.8	6:38:16.023
57	1	3:59.260	37.841	1:31.451	1:49.968	294.0	6:42:15.283
58	1	4:03.490 B	37.610	1:30.732	1:55.148	299.7	6:46:18.773
59	1	4:56.695	1:32.526	1:31.464	1:52.705	295.6	6:51:15.468
60	1	4:01.088	38.157	1:32.674	1:50.257	278.8	6:55:16.556
61	1	3:59.039	37.865	1:31.387	1:49.787	298.0	6:59:15.595
62	1	3:59.430	37.946	1:31.663	1:49.821	296.4	7:03:15.025
63	1	3:59.905	38.003	1:31.536	1:50.366	298.0	7:07:14.930
64	1	4:00.052	37.976	1:31.353	1:50.723	296.4	7:11:14.982
65	1	3:59.754	38.478	1:31.399	1:49.877	296.4	7:15:14.736
66	1	3:59.616	37.874	1:30.919	1:50.823	297.2	7:19:14.352
67	1	3:59.581	37.913	1:30.971	1:50.697	298.0	7:23:13.933
68	1	3:59.312	37.979	1:31.410	1:49.923	297.2	7:27:13.245
69	1	3:58.570	37.997	1:30.585	1:49.988	299.7	7:31:11.815
70	1	3:58.726	38.117	1:30.823	1:49.786	297.2	7:35:10.541
71	1	4:03.653 B	37.818	1:30.684	1:55.151	295.6	7:39:14.194
72	1	5:24.713	2:03.659	1:30.822	1:50.232	297.2	7:44:38.907
73	1	4:04.552 B	38.065	1:30.636	1:55.851	299.7	7:48:43.459
74	3	7:17.774	3:52.552	1:32.146	1:53.076	294.8	7:56:01.233
75	3	3:57.321	37.656	1:30.924	1:48.741	299.7	7:59:58.554
76	3	3:56.652	37.252	1:30.831	1:48.569	297.2	8:03:55.206
77	3	4:05.833 B	37.677	1:30.584	1:57.572	296.4	8:08:01.039
78	3	12:35.686	6:20.033	3:00.601	3:15.052	111.3	8:20:36.725
79	3	5:06.127	1:01.977	2:11.875	1:52.275	129.4	8:25:42.852
80	3	9:34.371 B	46.723	4:16.519	4:31.129	79.5	8:35:17.223

97 Aston Martin Racing — Aston Martin Vantage V8
1.Richie STANAWAY 2.Fernando REES 3.Jonathan ADAM — LMGTE Pro

Lap	D	Time	Sector 1	Sector 2	Sector 3	T. Spd	Elapsed
1	3	31:33.628 B	...	2:00.703	2:21.245	164.4	31:33.628
2	3	6:30.673 B	2:35.886	1:40.928	2:13.859	223.5	38:04.301
3	3	8:25.789	4:38.858	1:46.126	2:00.805	234.7	46:30.090
4	3	4:01.459	37.920	1:31.842	1:51.697	297.2	50:31.549
5	3	4:10.913 B	38.680	1:32.561	1:59.672	290.0	54:42.462
6	3	11:19.031	7:50.258	1:35.832	1:52.941	235.2	1:06:01.493
7	3	4:06.284	37.381	1:30.990	1:57.913	300.5	1:10:07.777
8	3	4:03.465	37.844	1:32.853	1:52.768	299.7	1:14:11.242
9	3	4:31.356	37.736	1:53.878	1:59.742	299.7	1:18:42.598
10	3	3:59.824	37.467	1:31.164	1:51.193	298.8	1:22:42.422
11	3	4:08.446 B	37.537	1:33.204	1:57.705	260.0	1:26:50.868
12	2	6:10.313	2:41.803	1:34.444	1:54.066	272.5	1:33:01.181
13	2	4:02.984	38.134	1:32.535	1:52.315	297.2	1:37:04.165
14	2	4:12.919 B	38.038	1:32.223	2:02.658	296.4	1:41:17.084
15	2	3:40:25.090 B	...	1:36.099	1:58.497	255.1	5:21:42.174
16	2	7:00.252	3:36.928	1:31.880	1:51.444	294.8	5:28:42.426
17	2	4:00.544	37.875	1:31.062	1:51.607	298.0	5:32:42.970
18	2	4:06.824 B	38.377	1:31.178	1:57.269	299.7	5:36:49.794
19	2	9:10.818	2:51.846	3:01.005	3:17.967	110.6	5:46:00.612
20	2	7:26.316	1:04.852	3:04.102	3:17.362	112.5	5:53:26.928
21	2	4:03.908	39.813	1:32.095	1:52.000	296.4	5:57:30.836
22	2	4:09.113 B	38.012	1:32.952	1:58.149	247.6	6:01:39.949
23	3	7:39.876	4:06.202	1:33.701	1:59.973	249.8	6:09:19.825
24	3	3:58.365	37.659	1:31.195	1:49.511	296.4	6:13:18.190
25	3	3:58.059	37.432	1:30.950	1:49.677	296.4	6:17:16.249
26	3	3:58.767	38.224	1:31.141	1:49.402	296.4	6:21:15.016
27	3	3:58.875	38.035	1:31.180	1:49.660	295.6	6:25:13.891
28	3	4:24.778	37.466	1:51.686	1:55.626	297.2	6:29:38.669
29	3	3:56.714	37.242	1:30.282	1:49.190	298.8	6:33:35.383
30	3	4:00.173	38.027	1:30.763	1:51.383	295.6	6:37:35.556
31	3	3:57.961	37.964	1:30.719	1:49.278	296.4	6:41:33.517
32	3	3:57.377	37.815	1:30.411	1:49.151	298.0	6:45:30.894
33	3	3:56.949	37.535	1:30.615	1:48.799	295.6	6:49:27.843
34	3	3:56.523	37.396	1:30.132	1:48.995	294.8	6:53:24.366
35	3	4:06.617 B	37.893	1:31.577	1:57.147	296.4	6:57:30.983
36	3	5:02.472	1:40.427	1:31.586	1:50.459	293.2	7:02:33.455
37	3	3:58.401	38.009	1:30.882	1:49.510	296.4	7:06:31.856
38	3	4:03.097	37.557	1:33.441	1:52.099	277.4	7:10:34.953
39	3	3:58.976	37.693	1:31.229	1:50.054	297.2	7:14:33.929
40	3	3:59.766	38.238	1:31.741	1:49.787	298.8	7:18:33.695
41	3	3:58.139	37.837	1:30.854	1:49.448	298.0	7:22:31.834
42	3	3:58.709	37.587	1:30.583	1:50.539	298.0	7:26:30.543
43	3	3:59.093	38.339	1:31.079	1:49.675	297.2	7:30:29.636
44	3	3:58.003	37.557	1:30.503	1:49.943	296.4	7:34:27.639
45	3	3:58.478	37.887	1:30.493	1:50.098	298.0	7:38:26.117
46	3	3:59.116	37.933	1:31.507	1:49.676	290.8	7:42:25.233
47	3	4:04.509 B	37.420	1:30.409	1:56.680	299.7	7:46:29.742
48	1	6:30.514 B	2:36.459	1:48.939	2:05.116	192.5	7:53:00.256
49	1	6:02.235	2:39.103	1:32.436	1:50.696	290.8	7:59:02.491
50	1	3:59.802	37.954	1:31.397	1:50.451	298.0	8:03:02.293
51	1	3:56.930	37.480	1:30.567	1:48.883	297.2	8:06:59.223
52	1	6:12.331	37.694	2:03.339	3:31.298	212.5	8:13:11.554
53	1	7:21.981	1:05.824	3:00.423	3:15.734	128.3	8:20:33.535
54	1	5:02.804	1:01.862	2:10.358	1:50.584	136.4	8:25:36.339
55	1	9:29.058 B	51.729	4:07.403	4:29.926	79.4	8:35:05.397

98 Aston Martin Racing — Aston Martin Vantage V8
1.Paul DALLA LANA 2.Pedro LAMY 3.Mathias LAUDA — LMGTE Am

Lap	D	Time	Sector 1	Sector 2	Sector 3	T. Spd	Elapsed
1	2	36:49.004 B	...	1:39.512	2:03.750	255.7	36:49.004
2	2	4:45.838 B	1:01.171	1:39.884	2:04.783	281.0	41:34.842
3	2	10:27.364	6:51.788	1:37.127	1:58.449	236.7	52:02.206
4	2	4:10.629 B	38.599	1:34.248	1:57.782	283.9	56:12.835
5	2	8:43.630	5:16.212	1:34.134	1:53.284	281.7	1:04:56.465
6	2	4:02.974	38.015	1:32.021	1:52.938	286.9	1:08:59.439
7	2	4:02.174	37.867	1:32.514	1:51.793	286.9	1:13:01.613
8	2	4:29.694 B	37.964	1:46.048	2:05.682	286.2	1:17:31.307
9	1	7:45.090	4:14.703	1:34.817	1:55.570	283.2	1:25:16.397
10	1	4:05.365	38.326	1:33.796	1:53.243	286.9	1:29:21.762
11	1	4:15.394 B	42.017	1:33.875	1:59.502	285.4	1:33:37.156
12	1	9:43.347	6:15.121	1:34.642	1:53.584	285.4	1:43:20.503
13	1	4:03.646	38.087	1:33.696	1:51.863	285.4	1:47:24.149
14	1	4:04.797	38.408	1:33.253	1:53.136	287.7	1:51:28.946
15	1	4:13.834 B	39.005	1:34.451	2:00.378	285.4	1:55:42.780
16	3	16:31.499	...	1:36.331	1:57.276	281.0	2:12:14.279
17	3	4:04.359	38.383	1:32.972	1:53.004	285.4	2:16:18.638
18	3	4:03.245	38.216	1:33.471	1:51.558	285.4	2:20:21.883
19	3	4:02.773	37.926	1:32.481	1:52.366	289.3	2:24:24.656
20	3	4:11.386 B	38.572	1:33.913	1:58.901	286.9	2:28:36.042
21	2	18:45.262	...	1:33.871	1:52.046	283.9	2:47:21.304
22	2	4:00.259	37.645	1:31.549	1:51.065	286.2	2:51:21.563
23	2	4:06.145 B	37.732	1:31.174	1:57.239	290.0	2:55:27.708
24	2	18:34.705	...	1:32.956	1:51.367	283.9	3:14:02.413
25	2	3:59.337	37.634	1:31.705	1:49.998	288.5	3:18:01.750
26	2	4:09.398 B	38.110	1:31.252	2:00.036	289.3	3:22:11.148

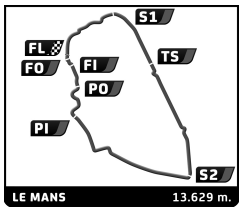

FIA WEC

Official Test 24 Hours of Le Mans

Official Test

Sector Analysis

Personal Best | Session Best | B Crossing the finish line in pit lane

Lap	D	Time	Sector 1	Sector 2	Sector 3	T. Spd	Elapsed
27	3	5:36.218	2:09.385	1:33.102	1:53.731	286.2	3:27:47.366
28	3	4:06.106	37.864	1:32.699	1:55.543	291.6	3:31:53.472
29	3	4:03.604	38.060	1:33.643	1:51.901	286.2	3:35:57.076
30	3	4:07.079 B	37.897	1:32.139	1:57.043	288.5	3:40:04.155
31	1	5:52.819	2:25.781	1:34.036	1:53.002	284.7	3:45:56.974
32	1	4:03.654	38.302	1:33.294	1:52.058	286.9	3:50:00.628
33	1	4:07.449	40.435	1:35.575	1:51.439	290.0	3:54:08.077
34	1	4:01.631	37.951	1:32.697	1:50.983	289.3	3:58:09.708
35	1	4:00.473	37.728	1:32.179	1:50.566	287.7	4:02:10.181
36	1	1:16:00.800	37.950	1:32.094	...	287.7	5:18:10.981
37	1	4:01.961	38.304	1:33.323	1:50.334	283.2	5:22:12.942
38	1	4:01.157	37.859	1:32.606	1:50.692	284.7	5:26:14.099
39	1	4:01.962	38.095	1:32.846	1:51.021	290.0	5:30:16.061
40	1	4:02.441	38.593	1:32.930	1:50.918	283.9	5:34:18.502
41	1	4:05.980	38.107	1:33.056	1:54.817	283.2	5:38:24.482
42	1	5:13.771	40.337	1:34.395	2:59.039	280.3	5:43:38.253
43	1	7:25.243	1:19.627	2:47.375	3:18.241	137.3	5:51:03.496
44	1	5:12.601	1:02.498	2:16.551	1:53.552	103.7	5:56:16.097
45	1	4:05.176	38.808	1:34.317	1:52.051	286.2	6:00:21.273
46	1	4:23.838	38.291	1:52.782	1:52.765	78.8	6:04:45.111
47	1	4:14.218	38.421	1:43.467	1:52.330	78.1	6:08:59.329
48	1	4:02.961	38.091	1:33.273	1:51.597	283.2	6:13:02.290
49	1	4:03.444	38.776	1:32.959	1:51.709	287.7	6:17:05.734
50	1	4:13.018 B	38.911	1:35.734	1:58.373	284.7	6:21:18.752
51	1	6:47.057	3:18.593	1:34.305	1:54.159	283.2	6:28:05.809
52	1	4:04.700	38.357	1:33.763	1:52.580	281.7	6:32:10.509
53	1	4:03.151	38.111	1:33.108	1:51.932	284.7	6:36:13.660
54	1	4:03.870	38.624	1:33.095	1:52.151	283.9	6:40:17.530
55	1	4:03.778	38.317	1:32.780	1:52.681	285.4	6:44:21.308
56	1	4:03.076	38.424	1:33.035	1:51.617	284.7	6:48:24.384
57	1	4:02.535	38.251	1:32.807	1:51.477	284.7	6:52:26.919
58	1	4:02.221	38.356	1:32.667	1:51.198	284.7	6:56:29.140
59	1	4:04.202	38.379	1:33.065	1:52.758	288.5	7:00:33.342
60	1	4:03.564	38.505	1:33.100	1:51.959	285.4	7:04:36.906
61	1	4:05.623	38.601	1:32.663	1:54.359	283.9	7:08:42.529
62	1	4:04.470	38.573	1:33.381	1:52.516	283.9	7:12:46.999
63	1	4:04.038	38.409	1:33.319	1:52.310	284.7	7:16:51.037
64	1	4:10.998 B	38.723	1:33.669	1:58.606	281.7	7:21:02.035
65	3	7:22.564	3:55.311	1:34.599	1:52.654	282.5	7:28:24.599
66	3	4:01.154	37.643	1:32.181	1:51.330	287.7	7:32:25.753
67	3	4:00.808	37.707	1:32.539	1:50.562	286.9	7:36:26.561
68	3	4:03.522	37.611	1:35.050	1:50.861	285.4	7:40:30.083
69	3	4:01.378	37.618	1:32.913	1:50.847	286.9	7:44:31.461
70	3	4:03.696	38.143	1:32.542	1:53.011	285.4	7:48:35.157
71	3	4:01.280	38.247	1:32.173	1:50.860	284.7	7:52:36.437
72	3	4:06.468	37.929	1:31.823	1:56.716	286.9	7:56:42.905
73	3	4:01.380	38.346	1:32.305	1:50.729	285.4	8:00:44.285
74	3	4:01.267	37.607	1:32.307	1:51.353	285.4	8:04:45.552
75	3	4:24.212	37.709	1:31.515	2:14.988	290.8	8:09:09.764
76	3	6:23.328 B	43.609	2:22.100	3:17.619	235.7	8:15:33.092
77	2	8:36.348	3:03.804	3:01.939	2:30.605	93.9	8:24:09.440
78	2	6:41.719 B	38.592	1:33.460	4:29.667	284.7	8:30:51.159

99 **Aston Martin Racing** — Aston Martin V8 VANTAGE
1.Andrew HOWARD, 2.Liam GRIFFIN, 3.Gary HIRSCH — LMGTE Am

Lap	D	Time	Sector 1	Sector 2	Sector 3	T. Spd	Elapsed
1	1	40:51.189 B	...	1:45.291	2:21.996	214.6	40:51.189
2	1	12:41.086	8:57.265	1:38.869	2:04.952	271.8	53:32.275
3	1	4:23.553	42.573	1:38.626	2:02.354	266.5	57:55.828
4	1	4:22.855	42.368	1:38.250	2:02.237	268.4	1:02:18.683
5	1	4:18.980	41.082	1:37.285	2:00.613	255.1	1:06:37.663
6	1	4:18.174	41.084	1:37.348	1:59.742	278.8	1:10:55.837
7	1	4:22.480	40.339	1:38.874	2:03.267	273.9	1:15:18.317
8	1	4:43.939	40.482	1:57.933	2:05.524	285.4	1:20:02.256
9	1	4:13.683	40.021	1:36.166	1:57.496	286.9	1:24:15.939
10	1	4:14.150	40.558	1:36.207	1:57.385	288.5	1:28:30.089
11	1	4:12.654	40.047	1:35.582	1:57.025	286.2	1:32:42.743
12	1	4:22.791 B	39.573	1:36.104	2:07.114	285.4	1:37:05.534
13	3	10:04.766	6:16.692	1:43.353	2:04.721	233.1	1:47:10.300
14	3	4:17.982	42.037	1:37.152	1:58.793	248.7	1:51:28.282
15	3	4:19.965	43.626	1:35.628	2:00.711	265.1	1:55:48.247
16	3	9:58.772 B	1:06.081	4:18.539	4:34.152	79.5	2:05:47.019
17	2	11:51.203	8:07.245	1:40.722	2:03.236	281.7	2:17:38.222
18	2	4:16.233	41.465	1:35.787	1:58.981	287.7	2:21:54.455
19	2	4:12.732	41.138	1:35.096	1:56.498	287.7	2:26:07.187
20	2	4:13.443	39.872	1:36.301	1:57.270	285.4	2:30:20.630
21	2	4:37.276	39.645	1:57.518	2:00.113	285.4	2:34:57.906
22	2	4:12.440	39.358	1:35.410	1:57.672	285.4	2:39:10.346
23	2	4:14.182	39.571	1:34.567	2:00.044	287.7	2:43:24.528
24	2	4:10.002	39.238	1:35.124	1:55.640	286.2	2:47:34.530
25	2	4:09.403	38.921	1:34.264	1:56.218	286.9	2:51:43.933
26	2	4:08.104	39.113	1:34.337	1:54.654	285.4	2:55:52.037
27	2	4:11.179	38.911	1:34.492	1:57.776	286.2	3:00:03.216
28	2	4:22.044 B	40.090	1:34.693	2:07.261	286.9	3:04:25.260
29	3	9:39.314	5:56.472	1:42.743	2:00.099	280.3	3:14:04.574
30	3	4:14.899	40.336	1:37.005	1:57.558	276.7	3:18:19.473
31	3	4:09.235	39.883	1:34.714	1:54.638	271.1	3:22:28.708
32	3	4:06.892	39.036	1:34.441	1:53.415	282.5	3:26:35.600
33	3	4:09.919	38.693	1:34.623	1:56.603	262.6	3:30:45.519
34	3	4:14.600	38.881	1:33.795	2:01.924	281.0	3:35:00.119
35	3	4:09.775	38.952	1:34.960	1:55.863	284.7	3:39:09.894
36	3	4:10.062	40.407	1:36.467	1:53.188	279.5	3:43:19.956
37	3	4:07.251	38.512	1:35.059	1:53.680	256.4	3:47:27.207
38	3	4:05.070	38.496	1:32.961	1:53.613	288.5	3:51:32.277
39	3	4:03.896	38.304	1:33.301	1:52.291	281.0	3:55:36.173
40	3	4:04.364	38.488	1:33.346	1:52.530	284.7	3:59:40.537
41	3	4:11.451 B	38.364	1:33.546	1:59.541	282.5	4:03:51.988
42	1	1:10:08.090	...	1:38.922	1:59.636	269.1	5:14:00.078
43	1	4:14.556	40.472	1:36.374	1:57.710	281.7	5:18:14.634
44	1	4:13.043	40.074	1:36.002	1:56.967	283.9	5:22:27.677
45	1	4:16.521	40.247	1:38.992	1:57.282	243.6	5:26:44.198
46	1	4:15.670	41.123	1:36.683	1:57.864	280.3	5:30:59.868
47	1	4:13.861	39.875	1:36.746	1:57.240	281.0	5:35:13.729
48	1	5:03.119	42.482	1:36.551	2:44.086	285.4	5:40:16.848
49	1	7:51.145 B	1:02.300	3:13.074	3:35.771	122.0	5:48:07.993