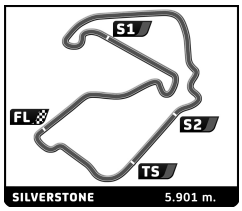

FIA F3 EUROPEAN CHAMPIONSHIP

Silverstone

Race 1

Analysis

Personal Best | Session Best | **B** Crossing the finish line in pit lane

1 Joel Eriksson — SWE
Motopark — Dallara F317 - Volkswagen

Lap	Time	Sector 1	Sector 2	Sector 3	Kph	Elapsed
1	2:50.541	57.016	1:11.217	42.308	124.6	2:50.541
2	2:42.612	51.282	1:10.942	40.388	130.6	5:33.153
3	2:09.750	39.647	56.835	33.268	163.7	7:42.903
4	2:12.868	40.077	58.315	34.476	159.9	9:55.771
5	3:28.293	51.000	1:40.804	56.489	102.0	13:24.064
6	2:39.365	50.327	1:08.624	40.414	133.3	16:03.429
7	1:56.154	35.853	47.865	32.436	182.9	17:59.583
8	3:02.129	48.461	1:29.939	43.729	116.6	21:01.712
9	2:33.161	47.786	1:06.347	39.028	138.7	23:34.873
10	1:52.677	35.007	46.831	30.839	188.5	25:27.550
11	1:51.884	34.969	46.121	30.794	189.9	27:19.434
12	1:51.643	34.866	46.067	30.710	190.3	29:11.077
13	1:51.423	34.885	45.891	30.647	190.7	31:02.500
14	1:51.512	34.880	45.884	30.748	190.5	32:54.012
15	1:51.562	34.948	45.860	30.754	190.4	34:45.574
16	1:51.682	34.912	45.814	30.956	190.2	36:37.256

3 Maximilian Günther — DEU
Prema Powerteam — Dallara F317 - Mercedes-Benz

Lap	Time	Sector 1	Sector 2	Sector 3	Kph	Elapsed
1	2:49.699	54.834	1:12.532	42.333	125.2	2:49.699
2	2:42.799	50.299	1:11.741	40.759	130.5	5:32.498
3	2:08.345	38.679	55.952	33.714	165.5	7:40.843
4	2:13.155	40.445	58.419	34.291	159.5	9:53.998
5	3:28.815	51.885	1:40.751	56.179	101.7	13:22.813
6	2:40.169	49.653	1:09.332	41.184	132.6	16:02.982
7	1:56.096	36.028	47.645	32.423	183.0	17:59.078
8	3:01.596	47.630	1:30.411	43.555	117.0	21:00.674
9	2:33.797	46.862	1:07.358	39.577	138.1	23:34.471
10	1:52.485	35.412	46.299	30.774	188.9	25:26.956
11	1:51.758	34.841	46.124	30.793	190.1	27:18.714
12	1:51.578	34.867	45.938	30.773	190.4	29:10.292
13	1:51.237	34.833	45.756	30.648	191.0	31:01.529
14	1:51.481	34.824	45.735	30.922	190.6	32:53.010
15	1:51.675	34.938	45.899	30.838	190.2	34:44.685
16	1:51.796	34.922	46.053	30.821	190.0	36:36.481

5 Pedro Piquet — BRA
Van Amersfoort Racing — Dallara F317 - Mercedes-Benz

Lap	Time	Sector 1	Sector 2	Sector 3	Kph	Elapsed
1	3:00.025	1:08.222	1:10.552	41.251	118.0	3:00.025
2	2:37.758	51.819	1:10.000	35.939	134.7	5:37.783
3	2:15.027	40.724	1:00.876	33.427	157.3	7:52.810
4	2:18.189	42.943	1:00.312	34.934	153.7	10:10.999
5	3:26.791	46.046	1:42.819	57.926	102.7	13:37.790
6	2:30.265	47.926	1:06.043	36.296	141.4	16:08.055
7	1:59.520	36.256	48.507	34.757	177.7	18:07.575
8	3:00.711	46.958	1:31.340	42.413	117.6	21:08.286
9	2:29.986	49.485	1:03.333	37.168	141.6	23:38.272
10	1:55.202	35.813	47.691	31.698	184.4	25:33.474
11	1:52.326	35.025	46.399	30.902	189.1	27:25.800
12	1:52.466	34.872	46.332	31.262	188.9	29:18.266
13	1:52.393	34.896	46.558	30.939	189.0	31:10.659
14	1:51.884	34.972	46.052	30.860	189.9	33:02.543
15	1:52.625	35.081	46.227	31.317	188.6	34:55.168
16	1:53.525	35.697	46.624	31.204	187.1	36:48.693

7 Ralf Aron — EST
Hitech Grand Prix — Dallara F317 - Mercedes-Benz

Lap	Time	Sector 1	Sector 2	Sector 3	Kph	Elapsed
1	2:58.862	1:06.113	1:11.101	41.648	118.8	2:58.862
2	2:38.231	51.000	1:10.934	36.297	134.3	5:37.093
3	2:11.246	41.069	56.134	34.043	161.9	7:48.339
4	2:16.719	42.247	59.286	35.186	155.4	10:05.058
5	3:26.713	47.174	1:40.510	59.029	102.8	13:31.771
6	2:34.965	48.601	1:08.337	38.027	137.1	16:06.736

8 Guanyu Zhou — CHN
Prema Powerteam — Dallara F317 - Mercedes-Benz

Lap	Time	Sector 1	Sector 2	Sector 3	Kph	Elapsed
1	2:53.107	1:00.009	1:10.484	42.614	122.7	2:53.107
2	2:41.305	51.468	1:10.250	39.587	131.7	5:34.412
3	2:10.318	39.277	57.403	33.638	163.0	7:44.730
4	2:14.530	40.001	59.822	34.707	157.9	9:59.260
5	3:28.460	49.380	1:40.843	58.237	101.9	13:27.720
6	2:36.898	48.281	1:09.012	39.605	135.4	16:04.618
7	1:56.822	35.969	47.870	32.983	181.8	18:01.440
8	3:02.481	48.941	1:30.077	43.463	116.4	21:03.921
9	2:32.087	47.776	1:05.685	38.626	139.7	23:36.008
10	1:54.895	35.462	48.233	31.200	184.9	25:30.903
11	1:52.808	35.021	46.851	30.936	188.3	27:23.711
12	1:52.107	34.985	46.246	30.876	189.5	29:15.818
13	1:52.024	34.863	46.251	30.910	189.6	31:07.842
14	1:53.348	35.068	47.329	30.951	187.4	33:01.190
15	1:53.514	35.269	46.204	32.041	187.1	34:54.704
16	1:52.598	35.393	46.269	30.936	188.7	36:47.302

11 Tadasuke Makino — JPN
Hitech Grand Prix — Dallara F317 - Mercedes-Benz

Lap	Time	Sector 1	Sector 2	Sector 3	Kph	Elapsed
1	2:56.596	1:03.334	1:11.153	42.109	120.3	2:56.596
2	2:39.221	50.490	1:10.267	38.464	133.4	5:35.817
3	2:09.687	38.975	57.135	33.577	163.8	7:45.504
4	2:14.799	40.461	1:00.009	34.329	157.6	10:00.303
5	3:28.726	48.987	1:41.042	58.697	101.8	13:29.029
6	2:36.036	47.621	1:09.364	39.051	136.1	16:05.065
7	1:59.074	36.192	49.432	33.450	178.4	18:04.139
8	3:01.070	47.213	1:30.713	43.144	117.3	21:05.209
9	2:31.795	47.860	1:05.627	38.308	139.9	23:37.004
10	1:54.763	35.377	48.212	31.174	185.1	25:31.767
11	1:53.027	35.289	46.830	30.908	188.0	27:24.794
12	1:52.840	35.152	46.704	30.984	188.3	29:17.634
13	1:52.156	35.035	46.238	30.883	189.4	31:09.790
14	1:52.010	34.953	46.122	30.935	189.7	33:01.800
15	1:53.215	34.931	46.647	31.637	187.6	34:55.015
16	1:55.316	36.769	47.585	30.962	184.2	36:50.331

17 Harrison Newey — GBR
Van Amersfoort Racing — Dallara F317 - Mercedes-Benz

Lap	Time	Sector 1	Sector 2	Sector 3	Kph	Elapsed
1	3:01.418	1:09.727	1:10.845	40.846	117.1	3:01.418
2	2:37.658	51.692	1:10.190	35.776	134.7	5:39.076
3	2:08.484	37.835	56.773	33.876	165.3	7:47.560
4	2:16.256	41.392	59.458	35.406	155.9	10:03.816
5	3:26.671	47.366	1:40.786	58.519	102.8	13:30.487
6	2:35.719	48.003	1:09.108	38.608	136.4	16:06.206

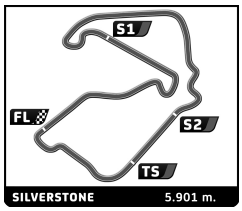

FIA F3 EUROPEAN CHAMPIONSHIP

Silverstone

Race 1

Analysis

Personal Best | Session Best | **B** Crossing the finish line in pit lane

Lap	Time	Sector 1	Sector 2	Sector 3	Kph	Elapsed
7	1:56.499	35.714	48.183	32.602	182.4	18:02.705
8	3:01.791	48.237	1:30.409	43.145	116.9	21:04.496
9	2:31.908	47.998	1:05.288	38.622	139.8	23:36.404
10	1:53.460	35.203	47.224	31.033	187.2	25:29.864
11	1:52.413	35.060	46.413	30.940	189.0	27:22.277
12	1:52.229	35.004	46.282	30.943	189.3	29:14.506
13	1:51.797	35.027	45.977	30.793	190.0	31:06.303
14	1:51.999	34.952	46.081	30.966	189.7	32:58.302
15	1:52.498	35.097	46.170	31.231	188.8	34:50.800
16	1:52.625	35.115	46.311	31.199	188.6	36:43.425

21 Jake Dennis — GBR

Carlin — Dallara F317 - Volkswagen

Lap	Time	Sector 1	Sector 2	Sector 3	Kph	Elapsed
1	2:55.049	1:01.949	1:10.547	42.553	121.4	2:55.049
2	2:39.794	50.555	1:10.543	38.696	132.9	5:34.843
3	2:06.483	38.418	54.934	33.131	168.0	7:41.326
4	2:08.347	39.407	55.626	33.314	165.5	9:49.673
5	3:32.376	55.278	1:40.793	56.305	100.0	13:22.049
6	2:40.406	48.648	1:10.027	41.731	132.4	16:02.455
7	1:55.239	35.435	47.014	32.790	184.3	17:57.694
8	3:01.804	47.942	1:30.535	43.327	116.8	20:59.498
9	2:34.372	47.063	1:07.337	39.972	137.6	23:33.870
10	1:52.149	34.939	46.382	30.828	189.4	25:26.019
11	1:52.016	35.225	46.012	30.779	189.6	27:18.035
12	1:51.473	34.850	45.971	30.652	190.6	29:09.508
13	1:51.394	34.918	45.904	30.572	190.7	31:00.902
14	1:51.478	34.789	45.958	30.731	190.6	32:52.380
15	1:51.777	35.058	45.974	30.745	190.1	34:44.157
16	1:51.575	34.971	45.872	30.732	190.4	36:35.732

25 Mick Schumacher — DEU

Prema Powerteam — Dallara F317 - Mercedes-Benz

Lap	Time	Sector 1	Sector 2	Sector 3	Kph	Elapsed
1	2:58.290	1:05.063	1:11.525	41.702	119.2	2:58.290
2	2:38.279	50.896	1:10.977	36.406	134.2	5:36.569
3	2:07.432	37.550	57.177	32.705	166.7	7:44.001
4	2:13.954	40.182	59.483	34.289	158.6	9:57.955
5	3:27.823	49.827	1:41.086	56.910	102.2	13:25.778
6	2:38.178	49.359	1:08.739	40.080	134.3	16:03.956
7	1:56.761	36.109	47.994	32.658	181.9	18:00.717
8	3:02.390	48.734	1:30.114	43.542	116.5	21:03.107
9	2:32.355	47.586	1:06.071	38.698	139.4	23:35.462
10	1:54.895	35.994	47.930	30.971	184.9	25:30.357
11	1:52.802	35.104	46.865	30.833	188.3	27:23.159
12	1:52.001	35.018	46.217	30.766	189.7	29:15.160
13	1:52.371	35.075	46.319	30.977	189.0	31:07.531
14	1:53.265	35.359	46.886	31.020	187.6	33:00.796
15	1:54.071	35.157	46.539	32.375	186.2	34:54.867
16	1:53.336	35.584	46.626	31.126	187.4	36:48.203

27 Jehan Daruvala — IND

Carlin — Dallara F317 - Volkswagen

Lap	Time	Sector 1	Sector 2	Sector 3	Kph	Elapsed
1	2:51.914	57.912	1:11.273	42.729	123.6	2:51.914
2	2:41.897	50.591	1:11.059	40.247	131.2	5:33.811
3	2:12.691	39.410	59.725	33.556	160.1	7:46.502
4	2:15.955	41.241	59.528	35.186	156.3	10:02.457
5	3:27.394	47.597	1:41.297	58.500	102.4	13:29.851
6	2:35.892	47.720	1:09.369	38.803	136.3	16:05.743
7	1:59.242	36.579	48.905	33.758	178.2	18:04.985
8	3:00.773	47.231	1:30.695	42.847	117.5	21:05.758
9	2:32.109	48.158	1:05.584	38.367	139.7	23:37.867
10	1:55.801	35.791	47.742	32.268	183.4	25:33.668
11	1:53.014	35.699	46.503	30.812	188.0	27:26.682
12	1:52.151	35.123	46.260	30.768	189.4	29:18.833
13	1:52.361	34.915	46.417	31.029	189.1	31:11.194
14	1:52.001	34.824	46.285	30.892	189.7	33:03.195
15	1:52.575	34.897	46.344	31.334	188.7	34:55.770
16	1:53.853	35.890	46.625	31.338	186.6	36:49.623

31 Lando Norris — GBR

Carlin — Dallara F317 - Volkswagen

Lap	Time	Sector 1	Sector 2	Sector 3	Kph	Elapsed
1	2:48.313	52.824	1:12.335	43.154	126.2	2:48.313
2	2:43.049	49.312	1:11.547	42.190	130.3	5:31.362
3	2:05.498	38.077	54.637	32.784	169.3	7:36.860
4	2:12.211	39.195	58.572	34.444	160.7	9:49.071
5	3:32.469	55.281	1:40.729	56.459	100.0	13:21.540
6	2:40.086	48.095	1:10.696	41.295	132.7	16:01.626
7	1:52.748	34.865	46.824	31.059	188.4	17:54.374
8	3:04.384	50.709	1:30.291	43.384	115.2	20:58.758
9	2:34.485	46.586	1:07.807	40.092	137.5	23:33.243
10	1:51.571	34.745	46.145	30.681	190.4	25:24.814
11	1:51.274	34.694	45.967	30.613	190.9	27:16.088
12	1:51.183	34.794	45.849	30.540	191.1	29:07.271
13	1:51.203	34.758	45.827	30.618	191.0	30:58.474
14	1:51.263	34.713	45.910	30.640	190.9	32:49.737
15	1:51.992	34.912	46.212	30.868	189.7	34:41.729
16	1:52.320	34.830	46.349	31.141	189.1	36:34.049

33 Marino Sato — JPN

Motopark — Dallara F317 - Volkswagen

Lap	Time	Sector 1	Sector 2	Sector 3	Kph	Elapsed
1	3:03.272	1:11.928	1:10.635	40.709	115.9	3:03.272
2	2:37.089	51.958	1:09.587	35.544	135.2	5:40.361
3	2:10.345	38.345	57.796	34.204	163.0	7:50.706
4	2:17.989	42.596	1:00.339	35.054	154.0	10:08.695
5	3:25.695	45.570	1:41.790	58.335	103.3	13:34.390
6	2:32.996	48.782	1:07.406	36.808	138.9	16:07.386
7	2:01.693	37.051	49.313	35.329	174.6	18:09.079
8	3:00.684	46.888	1:31.948	41.848	117.6	21:09.763
9	2:29.311	49.340	1:03.938	36.033	142.3	23:39.074
10	1:55.315	35.671	48.083	31.561	184.2	25:34.389
11	1:55.684	36.464	47.863	31.357	183.6	27:30.073
12	1:53.542	35.107	47.026	31.409	187.1	29:23.615
13	1:54.330	35.721	47.457	31.152	185.8	31:17.945
14	1:52.955	35.069	46.760	31.126	188.1	33:10.900
15	1:53.399	35.296	46.906	31.197	187.3	35:04.299
16	1:53.160	35.114	46.526	31.520	187.7	36:57.459

34 Jake Hughes — GBR

Hitech Grand Prix — Dallara F317 - Mercedes-Benz

Lap	Time	Sector 1	Sector 2	Sector 3	Kph	Elapsed
1	2:57.442	1:04.036	1:11.208	42.198	119.7	2:57.442
2	2:39.469	50.698	1:10.654	38.117	133.2	5:36.911
3	2:11.193	38.434	58.551	34.208	161.9	7:48.104
4	2:16.485	41.587	59.598	35.300	155.6	10:04.589

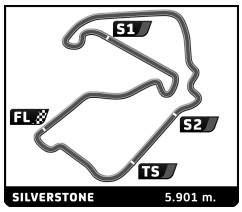

FIA F3 EUROPEAN CHAMPIONSHIP

Silverstone

Race 1

Analysis

Personal Best | Session Best | **B** Crossing the finish line in pit lane

Lap	Time	Sector 1	Sector 2	Sector 3	Kph	Elapsed
5	3:26.697	47.002	1:40.864	58.831	102.8	13:31.286
6	2:35.225	48.033	1:08.812	38.380	136.9	16:06.511
7	2:02.058	36.098	50.847	35.113	174.0	18:08.569
8	3:00.485	46.699	1:31.270	42.516	117.7	21:09.054
9	2:29.403	49.140	1:03.846	36.417	142.2	23:38.457
10	1:55.599	35.809	48.095	31.695	183.8	25:34.056
11	1:54.568	36.341	47.259	30.968	185.4	27:28.624
12	1:54.283	35.147	47.441	31.695	185.9	29:22.907
13	1:52.293	35.223	46.404	30.666	189.2	31:15.200
14	1:51.766	34.953	46.166	30.647	190.1	33:06.966
15	1:51.922	35.132	46.153	30.637	189.8	34:58.888
16	1:52.608	35.087	46.172	31.349	188.7	36:51.496

47 Keyvan Andres Soori — DEU

Motopark — Dallara F317 - Volkswagen

Lap	Time	Sector 1	Sector 2	Sector 3	Kph	Elapsed
1	3:04.145	1:12.618	1:10.650	40.877	115.4	3:04.145
2	2:37.528	51.545	1:10.392	35.591	134.9	5:41.673
3	2:10.638	37.697	59.034	33.907	162.6	7:52.311
4	2:17.253	41.619	1:01.110	34.524	154.8	10:09.564
5	3:26.869	45.571	1:42.575	58.723	102.7	13:36.433
6	2:31.776	47.178	1:07.424	37.174	140.0	16:08.209
7	2:01.532	36.556	49.419	35.557	174.8	18:09.741
8	3:00.714	47.117	1:31.528	42.069	117.6	21:10.455
9	2:28.796	48.974	1:03.950	35.872	142.8	23:39.251
10	1:55.596	36.040	47.852	31.704	183.8	25:34.847
11	1:54.802	35.884	47.587	31.331	185.0	27:29.649
12	1:53.590	35.209	46.945	31.436	187.0	29:23.239
13	1:54.270	35.857	47.262	31.151	185.9	31:17.509
14	1:53.118	35.209	46.690	31.219	187.8	33:10.627
15	1:53.214	35.500	46.580	31.134	187.6	35:03.841
16	1:53.091	35.192	46.546	31.353	187.8	36:56.932

53 Callum Ilott — GBR

Prema Powerteam — Dallara F317 - Mercedes-Benz

Lap	Time	Sector 1	Sector 2	Sector 3	Kph	Elapsed
1	2:48.737	53.527	1:12.321	42.889	125.9	2:48.737
2	2:43.540	49.637	1:11.443	42.460	129.9	5:32.277
3	2:06.065	38.590	54.467	33.008	168.5	7:38.342

55 David Beckmann — DEU

Van Amersfoort Racing — Dallara F317 - Mercedes-Benz

Lap	Time	Sector 1	Sector 2	Sector 3	Kph	Elapsed
1	3:00.626	1:08.697	1:11.160	40.769	117.6	3:00.626
2	2:37.657	51.724	1:10.243	35.690	134.7	5:38.283
3	2:10.862	37.909	58.628	34.325	162.3	7:49.145
4	2:16.898	42.590	59.310	34.998	155.2	10:06.043
5	3:26.404	46.836	1:40.877	58.691	102.9	13:32.447
6	2:34.533	49.051	1:07.917	37.565	137.5	16:06.980
7	1:58.579	35.898	48.863	33.818	179.2	18:05.559
8	3:00.877	47.107	1:31.047	42.723	117.4	21:06.436
9	2:31.246	48.512	1:04.938	37.796	140.5	23:37.682
10	1:56.043	35.358	48.136	32.549	183.1	25:33.725
11	1:54.006	35.998	46.907	31.101	186.3	27:27.731
12	1:55.170	35.636	47.647	31.887	184.5	29:22.901
13	1:53.751	36.165	46.794	30.792	186.8	31:16.652
14	1:52.523	35.246	46.310	30.967	188.8	33:09.175
15	1:52.461	35.393	46.187	30.881	188.9	35:01.636
16	1:52.360	35.332	46.048	30.980	189.1	36:53.996

62 Ferdinand Habsburg — AUT

Carlin — Dallara F317 - Volkswagen

Lap	Time	Sector 1	Sector 2	Sector 3	Kph	Elapsed
1	3:02.271	1:10.846	1:10.551	40.874	116.5	3:02.271
2	2:37.273	51.933	1:09.791	35.549	135.1	5:39.544
3	2:10.546	37.646	57.930	34.970	162.7	7:50.090
4	2:16.960	42.510	59.391	35.059	155.1	10:07.050
5	3:26.418	46.397	1:41.165	58.856	102.9	13:33.468
6	2:33.631	48.799	1:07.559	37.273	138.3	16:07.099
7	1:59.456	36.646	48.840	33.970	177.8	18:06.555
8	3:00.776	47.006	1:31.159	42.611	117.5	21:07.331
9	2:30.829	48.209	1:04.823	37.797	140.8	23:38.160
10	1:55.687	35.911	48.095	31.681	183.6	25:33.847
11	1:54.259	36.218	47.013	31.028	185.9	27:28.106
12	1:53.173	35.271	47.064	30.838	187.7	29:21.279
13	1:52.055	34.977	46.353	30.725	189.6	31:13.334
14	1:51.739	34.839	46.030	30.870	190.1	33:05.073
15	1:51.790	34.977	46.016	30.797	190.0	34:56.863
16	1:54.449	35.204	47.810	31.435	185.6	36:51.312

96 Joey Mawson — AUS

Van Amersfoort Racing — Dallara F317 - Mercedes-Benz

Lap	Time	Sector 1	Sector 2	Sector 3	Kph	Elapsed
1	2:55.755	1:02.656	1:10.617	42.482	120.9	2:55.755
2	2:39.678	50.566	1:10.318	38.794	133.0	5:35.433
3	2:07.857	38.386	56.154	33.317	166.2	7:43.290
4	2:12.955	40.263	58.582	34.110	159.8	9:56.245
5	3:28.465	51.058	1:40.941	56.466	101.9	13:24.710
6	2:39.085	50.023	1:08.578	40.484	133.5	16:03.795
7	1:56.538	36.254	47.634	32.650	182.3	18:00.333
8	3:01.989	48.355	1:29.745	43.889	116.7	21:02.322
9	2:33.005	47.804	1:06.191	39.010	138.8	23:35.327
10	1:52.837	35.225	46.715	30.897	188.3	25:28.164
11	1:52.003	35.290	45.993	30.720	189.7	27:20.167
12	1:51.604	35.014	45.908	30.682	190.3	29:11.771
13	1:51.616	34.955	45.966	30.695	190.3	31:03.387
14	1:51.889	35.069	46.075	30.745	189.9	32:55.276
15	1:51.991	35.164	45.986	30.841	189.7	34:47.267
16	1:51.773	35.187	45.923	30.663	190.1	36:39.040

99 Nikita Mazepin — RUS

Hitech Grand Prix — Dallara F317 - Mercedes-Benz

Lap	Time	Sector 1	Sector 2	Sector 3	Kph	Elapsed
1	2:54.374	1:01.118	1:10.469	42.787	121.8	2:54.374
2	2:41.032	50.786	1:10.324	39.922	131.9	5:35.406