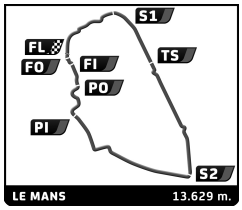

FIA WEC
Official Test 24 Hours of Le Mans
Official Test

Sector Analysis

Personal Best | Session Best | **B** Crossing the finish line in pit lane

1 — Porsche LMP Team — Porsche 919 Hybrid — LMP1 - H

1.Neel JANI, 2.André LOTTERER, 3.Nick TANDY, 4.Marc LIEB

Lap	D	Time	Sector 1	Sector 2	Sector 3	T. Spd	Elapsed
1	1	9:20.493	6:09.363	1:27.614	1:43.516	221.7	9:20.493
2	1	3:34.389	34.001	1:21.966	1:38.422	299.7	12:54.882
3	1	3:28.492	32.858	1:19.821	1:35.813	308.2	16:23.374
4	1	3:35.012	34.087	1:20.288	1:40.637	301.3	19:58.386
5	1	4:03.448 B	58.542	1:22.108	1:42.798	315.4	24:01.834
6	1	12:59.758	...	1:21.431	1:36.909	314.5	37:01.592
7	1	3:39.009	32.449	1:25.953	1:40.607	242.6	40:40.601
8	1	3:25.354	32.584	1:18.677	1:34.093	301.3	44:05.955
9	1	3:38.054 B	32.973	1:19.795	1:45.286	277.4	47:44.009
10	1	14:47.507	...	2:37.210	1:37.197	78.7	1:02:31.516
11	1	3:24.264	32.085	1:18.402	1:33.777	306.5	1:05:55.780
12	1	3:31.519	33.125	1:19.812	1:38.582	322.0	1:09:27.299
13	1	3:25.629	32.636	1:19.493	1:33.500	311.8	1:12:52.928
14	1	3:31.913 B	32.253	1:18.231	1:41.429	322.9	1:16:24.841
15	3	10:39.512	6:56.765	1:58.337	1:44.410	318.2	1:27:04.353
16	3	3:47.564	32.858	1:39.049	1:35.657	308.2	1:30:51.917
17	3	3:29.534	32.382	1:19.497	1:37.655	314.5	1:34:21.451
18	3	3:30.901	33.785	1:20.782	1:36.334	319.1	1:37:52.352
19	3	3:34.746 B	32.796	1:20.882	1:41.068	303.9	1:41:27.098
20	3	14:40.095	...	1:22.325	1:38.296	319.1	1:56:07.193
21	3	3:31.377	35.809	1:20.099	1:35.469	313.6	1:59:38.570
22	3	3:27.914	32.880	1:19.706	1:35.328	298.8	2:03:06.484
23	3	3:26.746	32.514	1:18.661	1:35.571	306.5	2:06:33.230
24	3	3:25.884	33.011	1:19.352	1:33.521	310.9	2:09:59.114
25	3	3:33.118 B	33.162	1:18.225	1:41.731	321.0	2:13:32.232
26	3	16:16.351	...	1:20.094	1:37.167	320.1	2:29:48.583
27	3	3:28.845	32.741	1:21.138	1:34.966	300.5	2:33:17.428
28	3	3:28.128	32.556	1:18.790	1:36.782	303.9	2:36:45.556
29	3	3:27.078	32.879	1:19.263	1:34.936	314.5	2:40:12.634
30	3	3:30.215 B	32.553	1:17.466	1:40.196	319.1	2:43:42.849
31	2	5:20.630	2:20.063	1:22.557	1:38.010	310.9	2:49:03.479
32	2	3:33.653	33.743	1:24.168	1:35.742	235.2	2:52:37.132
33	2	3:29.244	33.433	1:19.494	1:36.317	303.9	2:56:06.376
34	2	3:26.654	32.843	1:18.992	1:34.819	306.5	2:59:33.030
35	2	3:26.454	32.502	1:19.301	1:34.651	318.2	3:02:59.484
36	2	3:25.833	32.604	1:18.556	1:34.673	321.0	3:06:25.317
37	2	3:23.148	32.588	1:18.038	1:32.522	317.2	3:09:48.465
38	2	3:33.534 B	32.235	1:18.023	1:43.276	322.9	3:13:21.999
39	2	10:33.124	7:37.836	1:19.711	1:35.577	313.6	3:23:55.123
40	2	3:30.097	32.877	1:19.437	1:37.783	320.1	3:27:25.220
41	2	3:56.236	1:03.189	1:19.066	1:33.981	316.3	3:31:21.456
42	2	3:25.437	32.578	1:18.254	1:34.605	320.1	3:34:46.893
43	2	3:32.967 B	32.792	1:17.939	1:42.236	323.9	3:38:19.860
44	2	17:08.584	...	1:20.058	1:35.367	321.0	3:55:28.444
45	2	3:29.597	33.770	1:19.661	1:36.166	307.3	3:58:58.041
46	2	3:24.659	32.693	1:18.677	1:33.289	316.3	4:02:22.700
47	4	:52:03.001	32.440	1:22.547	...	322.9	5:54:25.701
48	4	3:27.272	33.067	1:19.565	1:34.640	298.8	5:57:52.973
49	4	7:59.941 B	32.514	2:55.257	4:32.170	135.9	6:05:52.914
50	4	10:12.675	7:07.172	1:25.571	1:39.932	272.5	6:16:05.589
51	4	3:26.786	32.581	1:19.282	1:34.923	304.7	6:19:32.375
52	4	3:36.704 B	33.829	1:21.269	1:41.606	285.4	6:23:09.079
53	1	19:41.176	...	1:19.771	1:40.890	320.1	6:42:50.255
54	1	3:22.227	31.859	1:17.634	1:32.734	309.1	6:46:12.482
55	1	3:24.174	32.030	1:17.788	1:34.356	311.8	6:49:36.656
56	1	3:22.100	31.944	1:17.807	1:32.349	307.3	6:52:58.756
57	1	3:24.954	32.108	1:17.544	1:35.302	308.2	6:56:23.710
58	1	3:27.111	32.678	1:18.772	1:35.661	322.9	6:59:50.821
59	1	3:25.459	32.296	1:17.578	1:35.585	303.9	7:03:16.280
60	1	3:25.941	32.469	1:17.571	1:35.901	312.7	7:06:42.221
61	1	3:32.697 B	33.047	1:18.796	1:40.854	308.2	7:10:14.918
62	1	10:34.592	7:38.423	1:19.249	1:36.920	318.2	7:20:49.510
63	1	3:25.095	32.250	1:18.509	1:34.336	313.6	7:24:14.605
64	1	3:25.756	32.312	1:18.025	1:35.419	302.2	7:27:40.361
65	1	3:24.907	32.204	1:17.560	1:35.143	327.8	7:31:05.268
66	1	3:31.477 B	32.190	1:16.835	1:42.452	320.1	7:34:36.745
67	2	12:10.343	9:11.927	1:21.508	1:36.908	319.1	7:46:47.088
68	2	3:27.438	33.104	1:19.806	1:34.528	306.5	7:50:14.526
69	2	3:29.926	34.721	1:20.248	1:34.957	307.3	7:53:44.452
70	2	3:25.040	32.960	1:18.768	1:33.312	307.3	7:57:09.492
71	2	3:26.718	32.500	1:18.112	1:36.106	318.2	8:00:36.210
72	2	3:27.087	32.341	1:18.255	1:36.491	321.0	8:04:03.297
73	2	3:26.675	33.150	1:19.010	1:34.515	316.3	8:07:29.972
74	2	3:30.520	34.184	1:19.104	1:37.232	311.8	8:11:00.492
75	2	4:10.570	32.406	1:19.115	2:19.049	319.1	8:15:11.062
76	2	5:14.087	32.490	1:19.147	3:22.450	316.3	8:20:25.149
77	2	4:03.979	33.005	1:18.374	2:12.600	310.9	8:24:29.128
78	2	3:22.519	32.394	1:17.936	1:32.189	313.6	8:27:51.647
79	2	3:22.584	32.160	1:17.594	1:32.830	321.0	8:31:14.231
80	2	3:36.696 B	34.358	1:18.659	1:43.679	322.9	8:34:50.927
81	3	12:54.070 B	8:33.176	2:26.447	1:54.447	78.8	8:47:44.997

2 — Porsche LMP Team — Porsche 919 Hybrid — LMP1 - H

1.Timo BERNHARD, 2.Earl BAMBER, 3.Brendon HARTLEY, 4.Marc LIEB

Lap	D	Time	Sector 1	Sector 2	Sector 3	T. Spd	Elapsed
1	4	14:42.035	...	1:28.162	1:43.633	259.4	14:42.035
2	4	3:35.328	33.686	1:22.813	1:38.829	298.8	18:17.363
3	4	3:38.453	37.448	1:23.410	1:37.595	292.4	21:55.816
4	4	4:09.387	1:03.425	1:24.219	1:41.743	319.1	26:05.203
5	4	3:42.515 B	33.069	1:20.039	1:49.407	313.6	29:47.718
6	3	10:49.126	7:43.416	1:25.330	1:40.380	232.6	40:36.844
7	3	3:28.751	33.055	1:19.722	1:35.974	308.2	44:05.595
8	3	3:27.295	32.810	1:19.672	1:34.813	299.7	47:32.890
9	3	4:05.099	1:04.311	1:19.327	1:41.461	312.7	51:37.989
10	3	3:57.572 B	52.903	1:21.347	1:43.322	314.5	55:35.561
11	3	25:23.824	...	1:20.349	1:38.249	309.1	1:20:59.385
12	3	3:30.750	32.791	1:20.998	1:36.961	316.3	1:24:30.135
13	3	4:57.204	1:05.438	2:10.453	1:41.313	320.1	1:29:27.339
14	3	3:25.418	32.635	1:18.696	1:34.087	325.8	1:32:52.757
15	3	3:39.012 B	33.856	1:18.907	1:46.249	320.1	1:36:31.769
16	1	9:30.959	6:28.224	1:23.194	1:39.541	304.7	1:46:02.728
17	1	3:31.375	33.444	1:20.798	1:37.133	310.0	1:49:34.103
18	1	3:27.348	32.860	1:19.540	1:34.948	320.1	1:53:01.451
19	1	3:29.260	33.330	1:19.183	1:36.747	310.9	1:56:30.711
20	1	3:34.365 B	32.813	1:18.967	1:42.585	323.9	2:00:05.076
21	1	11:37.729	8:42.626	1:19.866	1:35.237	321.0	2:11:42.805
22	1	3:25.643	32.531	1:18.668	1:34.444	312.7	2:15:08.448
23	1	3:26.823	32.537	1:18.405	1:35.881	313.6	2:18:35.271
24	1	3:24.840	32.725	1:18.637	1:33.478	314.5	2:22:00.111
25	1	3:26.414	33.222	1:19.046	1:34.146	315.4	2:25:26.525
26	1	3:25.463	33.487	1:18.163	1:33.813	321.0	2:28:51.988

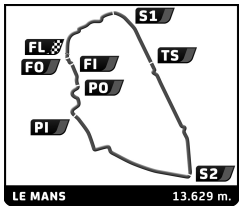

FIA WEC
Official Test 24 Hours of Le Mans
Official Test

Sector Analysis

Personal Best | Session Best | **B** Crossing the finish line in pit lane

Lap	D	Time	Sector 1	Sector 2	Sector 3	T. Spd	Elapsed
27	1	3:34.284 B	33.092	1:19.925	1:41.267	311.8	2:32:26.272
28	1	5:09.946	2:13.894	1:19.070	1:36.982	319.1	2:37:36.218
29	1	3:23.581	32.422	1:18.118	1:33.041	310.0	2:40:59.799
30	1	3:25.894	33.284	1:18.406	1:34.204	306.5	2:44:25.693
31	1	3:23.089	32.454	1:17.908	1:32.727	309.1	2:47:48.782
32	1	3:25.285	32.567	1:19.481	1:33.237	310.0	2:51:14.067
33	1	3:26.806	32.505	1:18.547	1:35.754	312.7	2:54:40.873
34	1	3:33.526 B	32.709	1:17.885	1:42.932	321.0	2:58:14.399
35	2	4:36.155	1:37.231	1:21.336	1:37.588	322.9	3:02:50.554
36	2	3:27.837	33.346	1:19.610	1:34.881	315.4	3:06:18.391
37	2	3:26.954	32.860	1:18.948	1:35.146	311.8	3:09:45.345
38	2	3:26.386	32.514	1:19.487	1:34.385	309.1	3:13:11.731
39	2	3:23.363	32.381	1:18.461	1:32.521	305.6	3:16:35.094
40	2	3:24.226	32.829	1:18.684	1:32.713	304.7	3:19:59.320
41	2	3:31.200 B	32.013	1:17.280	1:41.907	324.9	3:23:30.520
42	2	23:32.415	...	1:20.890	1:35.792	324.9	3:47:02.935
43	2	3:24.838	32.638	1:18.573	1:33.627	312.7	3:50:27.773
44	2	3:25.853	32.435	1:19.298	1:34.120	302.2	3:53:53.626
45	2	5:20.272 B	32.408	1:17.628	3:30.236	319.1	3:59:13.898
46	3	:53:32.083 B	...	1:21.810	1:42.396	290.8	6:52:45.981
47	3	9:42.478	6:50.020	1:18.449	1:34.009	320.1	7:02:28.459
48	3	3:24.255	32.811	1:18.021	1:33.423	301.3	7:05:52.714
49	3	3:25.270	33.054	1:19.156	1:33.060	323.9	7:09:17.984
50	3	4:19.153	32.473	2:04.758	1:41.922	310.9	7:13:37.137
51	3	3:23.761	32.936	1:17.946	1:32.879	302.2	7:17:00.898
52	3	3:26.344	32.719	1:19.030	1:34.595	322.9	7:20:27.242
53	3	3:29.242 B	32.410	1:17.195	1:39.637	316.3	7:23:56.484
54	3	6:03.792	3:09.887	1:18.806	1:35.099	317.2	7:30:00.276
55	3	3:27.619	33.107	1:18.622	1:35.890	316.3	7:33:27.895
56	3	3:23.893	33.051	1:18.250	1:32.592	311.8	7:36:51.788
57	3	3:23.494	33.213	1:18.030	1:32.251	315.4	7:40:15.282
58	3	3:24.617	33.246	1:18.509	1:32.862	320.1	7:43:39.899
59	3	3:27.723	32.518	1:19.411	1:35.794	323.9	7:47:07.622
60	3	3:31.021 B	33.120	1:17.693	1:40.208	322.9	7:50:38.643
61	2	4:52.472	1:56.900	1:20.108	1:35.464	320.1	7:55:31.115
62	2	3:25.604	32.769	1:19.066	1:33.769	322.0	7:58:56.719
63	2	3:22.881	32.357	1:17.879	1:32.645	315.4	8:02:19.600
64	2	3:23.965	33.467	1:18.445	1:32.053	313.6	8:05:43.565
65	2	3:21.512	32.276	1:17.524	1:31.712	322.0	8:09:05.077
66	2	4:06.477	33.411	1:17.454	2:15.612	321.0	8:13:11.554
67	2	4:13.900	32.031	1:18.738	2:23.131	321.0	8:17:25.454
68	2	4:37.616	33.297	1:18.337	2:45.982	299.7	8:22:03.070
69	2	3:23.213	32.348	1:18.507	1:32.358	310.0	8:25:26.283
70	2	3:26.218	32.276	1:17.737	1:36.205	315.4	8:28:52.501
71	2	3:34.094 B	32.933	1:17.871	1:43.290	317.2	8:32:26.595
72	1	6:34.488	3:38.324	1:19.471	1:36.693	321.0	8:39:01.083
73	1	3:43.021	33.112	1:19.628	1:50.281	306.5	8:42:44.104
74	1	4:26.814	35.329	2:16.562	1:34.923	78.8	8:47:10.918
75	1	10:14.407 B	1:20.676	4:20.564	4:33.167	78.7	8:57:25.325

4 **Bykolles Racing Team** — ENSO CLM P1/01 - Nismo — LMP1
1.Oliver WEBB 3.Marco BONANOMI 2.Dominik KRAIHAMER

Lap	D	Time	Sector 1	Sector 2	Sector 3	T. Spd	Elapsed
1	1	6:38.028 B	1:51.524	1:50.266	2:56.238	204.1	6:38.028
2	1	46:40.243	...	1:37.416	1:56.183	242.0	53:18.271
3	1	3:48.970	37.156	1:25.708	1:46.106	246.4	57:07.241
4	1	5:11.870	40.924	2:40.544	1:50.402	79.5	1:02:19.111
5	1	3:46.490	34.969	1:26.135	1:45.386	323.9	1:06:05.601
6	1	3:42.238	34.693	1:23.877	1:43.668	321.0	1:09:47.839
7	1	3:39.947	33.601	1:22.861	1:43.485	326.8	1:13:27.786
8	1	3:46.340 B	34.351	1:22.548	1:49.441	327.8	1:17:14.126
9	1	21:32.393	...	1:26.013	1:44.835	315.4	1:38:46.519
10	1	3:35.548	33.690	1:21.612	1:40.246	326.8	1:42:22.067
11	1	3:34.475	33.649	1:21.970	1:38.856	329.8	1:45:56.542
12	1	3:32.433	33.104	1:21.604	1:37.725	324.9	1:49:28.975
13	1	3:49.954 B	35.406	1:23.362	1:51.186	321.0	1:53:18.929
14	2	20:05.170	...	1:25.799	1:41.508	300.5	2:13:24.099
15	2	3:40.434	34.395	1:23.842	1:42.197	311.8	2:17:04.533
16	2	3:38.418	34.849	1:23.310	1:40.259	325.8	2:20:42.951
17	2	3:33.126	33.621	1:21.464	1:38.041	329.8	2:24:16.077
18	2	3:36.111	33.812	1:21.876	1:40.423	330.8	2:27:52.188
19	2	3:31.720	33.425	1:21.181	1:37.114	323.9	2:31:23.908
20	2	4:23.321 B	35.164	1:34.384	2:13.773	256.4	2:35:47.229
21	3	15:16.307	...	1:27.892	1:45.437	264.5	2:51:03.536
22	3	3:42.492	35.858	1:23.215	1:43.419	327.8	2:54:46.028
23	3	3:36.020	34.326	1:21.858	1:39.836	323.9	2:58:22.048
24	3	3:40.241	33.727	1:22.263	1:44.251	326.8	3:02:02.289
25	3	3:34.814	33.834	1:21.665	1:39.315	327.8	3:05:37.103
26	3	3:32.870	33.365	1:20.690	1:38.815	328.8	3:09:09.973
27	3	4:07.881 B	34.395	1:30.895	2:02.591	234.2	3:13:17.854
28	1	13:28.183	...	1:24.133	1:44.815	324.9	3:26:46.037
29	1	4:04.606	1:02.408	1:22.456	1:39.742	328.8	3:30:50.643
30	1	3:38.426	34.355	1:21.041	1:43.030	332.9	3:34:29.069
31	1	3:37.240	36.006	1:21.278	1:39.956	330.8	3:38:06.309
32	1	3:33.779	33.702	1:20.512	1:39.565	334.9	3:41:40.088
33	1	3:32.120	33.795	1:20.458	1:37.867	329.8	3:45:12.208
34	1	3:44.955 B	33.745	1:20.951	1:50.259	332.9	3:48:57.163
35	1	7:04.502	4:03.153	1:22.112	1:39.237	325.8	3:56:01.665
36	1	3:33.404	34.086	1:21.607	1:37.711	325.8	3:59:35.069
37	1	3:41.238 B	33.874	1:21.159	1:46.205	327.8	4:03:16.307
38	3	:14:36.328	...	1:22.606	1:41.470	322.0	5:17:52.635
39	3	3:33.372	33.955	1:20.989	1:38.428	323.9	5:21:26.007
40	3	3:31.801	33.295	1:20.316	1:38.190	326.8	5:24:57.808
41	3	3:39.435 B	33.203	1:20.178	1:46.054	327.8	5:28:37.243
42	3	24:33.925 B	...	1:21.529	1:45.153	325.8	5:53:11.168
43	3	21:26.632	...	1:20.279	1:38.860	330.8	6:14:37.800
44	3	3:29.428	32.454	1:19.399	1:37.575	334.9	6:18:07.228
45	3	3:38.580	34.230	1:20.304	1:44.046	336.0	6:21:45.808
46	3	3:30.182	32.599	1:19.430	1:38.153	332.9	6:25:15.990
47	3	3:39.705 B	35.279	1:20.351	1:44.075	333.9	6:28:55.695
48	2	25:42.126	...	1:22.242	1:38.140	325.8	6:54:37.821
49	2	3:29.578	32.911	1:20.012	1:36.655	327.8	6:58:07.399
50	2	3:29.399	32.788	1:19.567	1:37.044	329.8	7:01:36.798
51	2	3:28.701	32.717	1:19.520	1:36.464	330.8	7:05:05.499
52	2	3:38.556 B	33.513	1:20.418	1:44.625	329.8	7:08:44.055
53	2	16:17.582	...	1:21.688	1:42.118	326.8	7:25:01.637
54	2	3:31.058	32.376	1:19.852	1:38.830	332.9	7:28:32.695
55	2	3:30.151	32.531	1:19.612	1:38.008	331.8	7:32:02.846
56	2	3:29.573	33.064	1:19.449	1:37.060	330.8	7:35:32.419
57	2	3:31.218	34.024	1:21.424	1:35.770	333.9	7:39:03.637
58	2	3:39.595 B	33.301	1:22.609	1:43.685	312.7	7:42:43.232
59	1	21:51.185	...	1:22.899	1:41.328	321.0	8:04:34.417
60	1	3:33.123	33.557	1:21.417	1:38.149	329.8	8:08:07.540
61	1	4:18.851	34.124	1:20.707	2:24.020	332.9	8:12:26.391

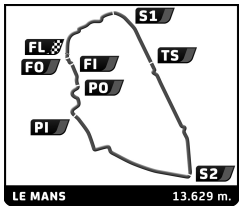

FIA WEC
Official Test 24 Hours of Le Mans
Official Test

Sector Analysis

Personal Best | Session Best | **B** Crossing the finish line in pit lane

Lap	D	Time	Sector 1	Sector 2	Sector 3	T. Spd	Elapsed
62	1	4:18.039	33.555	1:20.350	2:24.134	331.8	8:16:44.430
63	1	5:01.277 B	33.379	1:21.363	3:06.535	326.8	8:21:45.707
64	1	10:43.611	7:29.200	1:27.968	1:46.443	281.7	8:32:29.318
65	1	3:29.499	32.632	1:19.284	1:37.583	330.8	8:35:58.817
66	1	3:49.130	32.948	1:28.465	1:47.717	314.5	8:39:47.947
67	1	3:29.443	32.860	1:19.117	1:37.466	330.8	8:43:17.390
68	1	7:13.539 B	41.499	2:49.773	3:42.267	77.0	8:50:30.929

7 **Toyota Gazoo Racing** — Toyota TS050 - Hybrid, LMP1 - H
1.Mike CONWAY, 2.Kamui KOBAYASHI, 3.Stéphane SARRAZIN, 4.Nicolas LAPIERRE

Lap	D	Time	Sector 1	Sector 2	Sector 3	T. Spd	Elapsed
1	1	6:44.231	3:36.188	1:23.286	1:44.757	294.8	6:44.231
2	1	3:35.642	36.007	1:21.981	1:37.654	298.0	10:19.873
3	1	3:27.134	33.187	1:19.344	1:34.603	296.4	13:47.007
4	1	3:28.577	33.357	1:19.077	1:36.143	302.2	17:15.584
5	1	3:26.203	32.539	1:18.183	1:35.481	303.0	20:41.787
6	1	3:56.069	58.555	1:20.558	1:36.956	322.9	24:37.856
7	1	3:57.133 B	56.125	1:20.414	1:40.594	324.9	28:34.989
8	2	10:15.920	7:18.656	1:19.783	1:37.481	313.6	38:50.909
9	2	3:26.179	32.427	1:18.567	1:35.185	311.8	42:17.088
10	2	3:26.271	32.809	1:18.204	1:35.258	307.3	45:43.359
11	2	3:25.956	32.769	1:17.922	1:35.265	308.2	49:09.315
12	2	3:57.766	1:03.477	1:18.907	1:35.382	325.8	53:07.081
13	2	3:23.576	32.640	1:17.539	1:33.397	308.2	56:30.657
14	2	4:53.745 B	33.896	2:37.635	1:42.214	79.5	1:01:24.402
15	3	11:54.359	8:50.689	1:21.707	1:41.963	317.2	1:13:18.761
16	3	3:30.045	33.578	1:20.275	1:36.192	299.7	1:16:48.806
17	3	3:27.386	32.769	1:18.910	1:35.707	310.9	1:20:16.192
18	3	3:31.898	33.043	1:21.781	1:37.074	306.5	1:23:48.090
19	3	4:55.742	1:08.159	2:06.609	1:40.974	320.1	1:28:43.832
20	3	3:27.335	32.812	1:18.990	1:35.533	303.0	1:32:11.167
21	3	3:35.527 B	33.586	1:18.534	1:43.407	308.2	1:35:46.694
22	3	9:54.494	7:00.941	1:19.154	1:34.399	310.9	1:45:41.188
23	3	3:27.438	32.850	1:18.939	1:35.649	307.3	1:49:08.626
24	3	3:25.361	32.586	1:18.424	1:34.351	299.7	1:52:33.987
25	3	3:30.915	33.569	1:19.971	1:37.375	306.5	1:56:04.902
26	3	3:28.814	33.219	1:19.136	1:36.459	299.7	1:59:33.716
27	3	3:29.905	33.272	1:18.706	1:37.927	311.8	2:03:03.621
28	3	3:36.178 B	33.108	1:18.784	1:44.286	303.9	2:06:39.799
29	3	4:33.158	1:37.883	1:19.269	1:36.006	307.3	2:11:12.957
30	3	3:26.571			1:36.077	299.7	2:14:39.528
31	3	3:24.427	32.353	1:18.345	1:33.729	302.2	2:18:03.955
32	3	3:28.731	32.662	1:19.052	1:37.017	305.6	2:21:32.686
33	3	3:23.450	32.542	1:18.026	1:32.882	303.0	2:24:56.136
34	3	3:29.130	34.547	1:19.449	1:35.134	307.3	2:28:25.266
35	3	3:37.700 B	33.315	1:20.466	1:43.919	305.6	2:32:02.966
36	1	9:42.452	6:47.146	1:20.322	1:34.984	298.0	2:41:45.418
37	1	3:26.700	33.021	1:19.725	1:33.954	290.0	2:45:12.118
38	1	3:24.351	32.557	1:18.606	1:33.188	300.5	2:48:36.469
39	1	3:24.186	32.345	1:18.127	1:33.714	298.8	2:52:00.655
40	1	3:34.682 B	33.893	1:18.159	1:42.630	294.0	2:55:35.337
41	1	9:06.799	6:12.204	1:20.707	1:33.888	303.9	3:04:42.136
42	1	3:23.502	32.799	1:18.266	1:32.437	300.5	3:08:05.638
43	1	3:25.780	34.083	1:18.029	1:33.668	313.6	3:11:31.418
44	1	3:26.024	32.504	1:17.787	1:35.733	300.5	3:14:57.442
45	1	3:31.902 B	32.854	1:18.576	1:40.472	302.2	3:18:29.344
46	1	10:33.233	7:35.082	1:18.871	1:39.280	322.0	3:29:02.577
47	1	3:28.192	34.098	1:19.336	1:34.758	296.4	3:32:30.769
48	1	3:23.125	32.359	1:18.006	1:32.760	305.6	3:35:53.894
49	1	3:22.750	33.000	1:17.630	1:32.120	304.7	3:39:16.644
50	1	3:35.004 B	32.858	1:18.597	1:43.549	295.6	3:42:51.648
51	2	4:30.531	1:36.114	1:18.801	1:35.616	299.7	3:47:22.179
52	2	3:27.276	32.661	1:17.902	1:36.713	304.7	3:50:49.455
53	2	3:29.391	32.347	1:18.930	1:38.114	309.1	3:54:18.846
54	2	3:23.106	32.267	1:18.253	1:32.586	310.9	3:57:41.952
55	2	3:21.450	31.958	1:17.093	1:32.399	307.3	4:01:03.402
56	2	:27:36.940	33.787	1:23.905	...	258.2	5:28:40.342
57	2	3:18.319	31.161	1:16.192	1:30.966	310.9	5:31:58.661
58	2	3:25.223	34.177	1:18.182	1:32.864	312.7	5:35:23.884
59	2	3:18.132	31.223	1:15.814	1:31.095	313.6	5:38:42.016
60	2	3:33.382 B	33.956	1:17.816	1:41.610	307.3	5:42:15.398
61	2	4:49.392	1:56.252	1:18.631	1:34.509	308.2	5:47:04.790
62	2	3:24.416	33.272	1:17.665	1:33.479	307.3	5:50:29.206
63	2	3:22.244	32.621	1:17.200	1:32.423	306.5	5:53:51.450
64	2	3:22.483	32.855	1:17.323	1:32.305	306.5	5:57:13.933
65	2	5:40.183 B	32.711	1:23.847	3:43.625	306.5	6:02:54.116
66	2	12:53.334	9:58.941	1:19.672	1:34.721	317.2	6:15:47.450
67	2	3:21.878	32.124	1:17.127	1:32.627	315.4	6:19:09.328
68	2	3:23.207	32.363	1:16.859	1:33.985	318.2	6:22:32.535
69	2	3:24.393	32.496	1:17.424	1:34.473	310.9	6:25:56.928
70	2	3:33.161 B	32.970	1:17.167	1:43.024	312.7	6:29:30.089
71	2	7:11.405	2:04.713	1:36.661	3:30.031	241.5	6:36:41.494
72	2	4:38.562	1:02.715	2:01.254	1:34.593	154.3	6:41:20.056
73	2	3:19.913	31.760	1:16.781	1:31.372	315.4	6:44:39.969
74	2	3:28.850	32.217	1:18.777	1:37.856	313.6	6:48:08.819
75	2	3:26.431	32.604	1:18.126	1:35.701	319.1	6:51:35.250
76	2	3:26.690 B	32.038	1:16.399	1:38.253	318.2	6:55:01.940
77	3	15:42.169	...	1:20.215	1:43.122	315.4	7:10:44.109
78	3	4:15.882	32.939	2:01.810	1:41.133	306.5	7:14:59.991
79	3	3:23.943	32.573	1:18.234	1:33.136	303.9	7:18:23.934
80	3	3:29.711	34.240	1:20.190	1:35.281	308.2	7:21:53.645
81	3	3:25.761	32.559	1:17.708	1:35.494	308.2	7:25:19.406
82	3	3:36.728 B	33.403	1:19.325	1:44.000	324.9	7:28:56.134
83	3	14:47.793	...	1:20.807	1:36.224	313.6	7:43:43.927
84	3	3:27.037	33.513	1:18.720	1:34.804	303.9	7:47:10.964
85	3	3:26.734	32.950	1:18.198	1:35.586	306.5	7:50:37.698
86	3	3:37.382 B	33.230	1:19.389	1:44.763	312.7	7:54:15.080
87	3	15:15.765	...	1:20.437	1:35.319	312.7	8:09:30.845
88	3	4:14.766	33.427	1:18.906	2:22.433	303.0	8:13:45.611
89	3	5:25.716 B	33.248	1:19.019	3:33.449	308.2	8:19:11.327
90	1	13:30.967	...	1:20.429	1:36.048	311.8	8:32:42.294
91	1	3:25.534	32.649	1:18.478	1:34.407	300.5	8:36:07.828
92	1	3:24.587	32.770	1:17.383	1:34.434	308.2	8:39:32.415
93	1	3:26.912	32.655	1:18.408	1:35.849	308.2	8:42:59.327
94	1	5:45.697 B	37.767	2:35.471	2:32.459	79.5	8:48:45.024

8 **Toyota Gazoo Racing** — Toyota TS050 - Hybrid, LMP1 - H
1.Sébastien BUEMI, 2.Anthony DAVIDSON, 3.Kazuki NAKAJIMA, 4.Yuji KUNIMOTO

Lap	D	Time	Sector 1	Sector 2	Sector 3	T. Spd	Elapsed
1	1	5:54.975	2:51.883	1:22.777	1:40.315	276.0	5:54.975
2	1	3:33.636	33.250	1:21.285	1:39.101	298.8	9:28.611
3	1	3:38.438 B	33.119	1:21.548	1:43.771	304.7	13:07.049
4	1	11:28.384	8:30.636	1:22.302	1:35.446	322.9	24:35.433
5	1	3:52.335	57.833	1:20.268	1:34.234	326.8	28:27.768

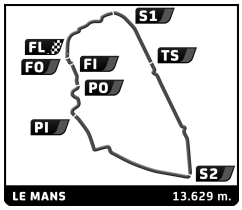

FIA WEC
Official Test 24 Hours of Le Mans
Official Test

Sector Analysis

Personal Best | Session Best | **B** Crossing the finish line in pit lane

Lap	D	Time	Sector 1	Sector 2	Sector 3	T. Spd	Elapsed
6	1	3:24.951	32.396	1:18.576	1:33.979	305.6	31:52.719
7	1	3:25.049	32.598	1:18.535	1:33.916	304.7	35:17.768
8	1	3:33.526 B	32.800	1:18.730	1:41.996	304.7	38:51.294
9	2	33:38.517	...	1:21.309	1:38.939	299.7	1:12:29.811
10	2	3:27.833	33.978	1:19.322	1:34.533	318.2	1:15:57.644
11	2	3:25.218	32.666	1:18.805	1:33.747	305.6	1:19:22.862
12	2	3:26.207	32.268	1:17.524	1:36.415	311.8	1:22:49.069
13	2	4:44.952	1:02.853	2:02.309	1:39.790	327.8	1:27:34.021
14	2	3:26.786	34.330	1:19.256	1:33.200	312.7	1:31:00.807
15	2	3:34.173 B	32.337	1:17.556	1:44.280	310.0	1:34:34.980
16	3	10:42.578	7:42.795	1:21.088	1:38.695	311.8	1:45:17.558
17	3	3:28.355	34.000	1:19.561	1:34.794	307.3	1:48:45.913
18	3	3:26.084	33.148	1:17.901	1:35.035	307.3	1:52:11.997
19	3	3:25.407	32.360	1:19.258	1:33.789	311.8	1:55:37.404
20	3	3:25.702	33.163	1:18.938	1:33.601	313.6	1:59:03.106
21	3	3:26.015	32.589	1:18.997	1:34.429	304.7	2:02:29.121
22	3	3:28.197 B	32.287	1:16.944	1:38.966	311.8	2:05:57.318
23	1	8:55.873	6:02.155	1:19.016	1:34.702	319.1	2:14:53.191
24	1	3:25.670	32.774	1:18.303	1:34.593	309.1	2:18:18.861
25	1	3:24.835	32.813	1:17.719	1:34.303	309.1	2:21:43.696
26	1	3:23.498	32.920	1:17.566	1:33.012	309.1	2:25:07.194
27	1	3:23.210	32.297	1:17.516	1:33.397	307.3	2:28:30.404
28	1	3:37.363 B	34.578	1:18.589	1:44.196	319.1	2:32:07.767
29	1	13:13.175	...	1:18.477	1:33.404	310.9	2:45:20.942
30	1	3:22.394	32.558	1:17.322	1:32.514	309.1	2:48:43.336
31	1	3:22.461	32.299	1:17.810	1:32.352	307.3	2:52:05.797
32	1	3:28.323	32.848	1:19.325	1:36.150	312.7	2:55:34.120
33	1	3:33.515 B	32.778	1:17.994	1:42.743	314.5	2:59:07.635
34	2	8:33.431	5:41.740	1:18.630	1:33.061	322.0	3:07:41.066
35	2	3:23.346	32.797	1:17.680	1:32.869	317.2	3:11:04.412
36	2	3:23.113	33.135	1:17.427	1:32.551	318.2	3:14:27.525
37	2	3:25.829	32.311	1:17.325	1:36.193	312.7	3:17:53.354
38	2	3:25.021	32.575	1:18.859	1:33.587	305.6	3:21:18.375
39	2	3:26.193	33.332	1:17.656	1:35.205	317.2	3:24:44.568
40	2	3:30.891 B	33.332	1:17.429	1:40.130	326.8	3:28:15.459
41	3	4:29.331	1:37.632	1:18.414	1:33.285	320.1	3:32:44.790
42	3	3:20.778	32.276	1:17.214	1:31.288	310.9	3:36:05.568
43	3	3:23.926	33.237	1:18.331	1:32.358	309.1	3:39:29.494
44	3	3:22.544	32.301	1:16.946	1:33.297	317.2	3:42:52.038
45	3	3:29.960 B	32.163	1:17.545	1:40.252	320.1	3:46:21.998
46	3	4:29.411	1:37.439	1:18.950	1:33.022	330.8	3:50:51.409
47	3	3:21.275	32.060	1:16.826	1:32.389	318.2	3:54:12.684
48	3	3:22.241	33.250	1:17.598	1:31.393	320.1	3:57:34.925
49	3	3:22.879	32.711	1:18.448	1:31.720	316.3	4:00:57.804
50	1	:07:14.073	32.962	1:24.601	...	315.4	5:08:11.877
51	1	3:20.882	32.137	1:16.887	1:31.858	310.0	5:11:32.759
52	1	3:20.091	31.848	1:16.885	1:31.358	312.7	5:14:52.850
53	1	3:22.526	32.338	1:17.056	1:33.132	316.3	5:18:15.376
54	1	3:20.298	32.045	1:16.708	1:31.545	312.7	5:21:35.674
55	1	3:25.892	33.004	1:20.765	1:32.123	303.9	5:25:01.566
56	1	3:22.040	32.113	1:16.989	1:32.938	314.5	5:28:23.606
57	1	3:21.479	32.423	1:17.499	1:31.557	313.6	5:31:45.085
58	1	3:20.037	32.246	1:16.522	1:31.269	315.4	5:35:05.122
59	1	3:22.614	32.390	1:17.771	1:32.453	319.1	5:38:27.736
60	1	3:20.361	31.992	1:16.621	1:31.748	314.5	5:41:48.097
61	1	3:23.024	32.630	1:16.955	1:33.439	310.9	5:45:11.121
62	1	3:20.259	32.332	1:16.576	1:31.351	308.2	5:48:31.380
63	1	3:31.775 B	32.065	1:16.639	1:43.071	315.4	5:52:03.155
64	2	4:35.008	1:41.956	1:19.577	1:33.475	327.8	5:56:38.163
65	2	5:10.606 B	32.527	1:18.314	3:19.765	311.8	6:01:48.769
66	2	12:50.958	9:55.049	1:20.654	1:35.255	311.8	6:14:39.727
67	2	3:26.313	33.177	1:17.893	1:35.243	314.5	6:18:06.040
68	2	3:23.806	32.475	1:18.989	1:32.342	321.0	6:21:29.846
69	2	3:24.611	32.381	1:18.201	1:34.029	304.7	6:24:54.457
70	2	3:22.075	32.310	1:17.152	1:32.613	317.2	6:28:16.532
71	2	3:26.995	32.442	1:17.113	1:37.440	315.4	6:31:43.527
72	2	7:12.786	49.309	3:05.207	3:18.270	130.7	6:38:56.313
73	2	3:31.646	36.695	1:20.679	1:34.272	304.7	6:42:27.959
74	2	3:24.905	33.178	1:17.892	1:33.835	304.7	6:45:52.864
75	2	3:23.341	33.418	1:17.578	1:32.345	323.9	6:49:16.205
76	2	3:22.492	32.354	1:16.687	1:33.451	314.5	6:52:38.697
77	2	3:22.203	32.190	1:16.915	1:33.098	318.2	6:56:00.900
78	2	3:36.189 B	32.468	1:19.772	1:43.949	303.9	6:59:37.089
79	3	4:51.956	1:59.838	1:18.866	1:33.252	314.5	7:04:29.045
80	3	3:26.027	34.152	1:17.873	1:34.002	314.5	7:07:55.072
81	3	4:14.431	32.094	2:02.750	1:39.587	313.6	7:12:09.503
82	3	3:40.879	32.318	1:35.610	1:32.951	309.1	7:15:50.382
83	3	3:22.749	32.364	1:17.342	1:33.043	316.3	7:19:13.131
84	3	3:20.019	31.955	1:16.380	1:31.684	318.2	7:22:33.150
85	3	3:25.588	32.569	1:16.812	1:36.207	317.2	7:25:58.738
86	3	3:23.120	31.791	1:16.885	1:34.444	318.2	7:29:21.858
87	3	3:21.833	31.704	1:17.566	1:32.563	317.2	7:32:43.691
88	3	3:21.384	31.791	1:16.117	1:33.476	317.2	7:36:05.075
89	3	3:22.180	32.631	1:16.986	1:32.563	317.2	7:39:27.255
90	3	3:21.370	31.814	1:16.360	1:33.196	321.0	7:42:48.625
91	3	3:21.501	32.778	1:17.290	1:31.433	321.0	7:46:10.126
92	3	3:28.507 B	32.733	1:16.682	1:39.092	328.8	7:49:38.633
93	1	8:21.441	5:28.203	1:18.417	1:34.821	324.9	7:58:00.074
94	1	3:19.290	31.948	1:16.495	1:30.847	314.5	8:01:19.364
95	1	3:20.593	32.215	1:16.467	1:31.911	320.1	8:04:39.957
96	1	3:22.761	32.227	1:16.451	1:34.083	317.2	8:08:02.718
97	1	3:24.360	32.314	1:17.349	1:34.697	313.6	8:11:27.078
98	1	4:13.766 B	32.105	1:17.784	2:23.877	319.1	8:15:40.844
99	2	16:21.420	...	1:18.885	1:33.734	323.9	8:32:02.264
100	2	3:27.371	32.515	1:17.420	1:37.436	314.5	8:35:29.635
101	2	3:25.380	32.357	1:17.161	1:35.862	311.8	8:38:55.015
102	2	3:40.348	32.408	1:17.355	1:50.585	313.6	8:42:35.363
103	2	3:56.638	36.883	1:46.710	1:33.045	79.7	8:46:32.001
104	2	9:49.834 B	38.134	4:25.641	4:46.059	79.6	8:56:21.835

9 **Toyota Gazoo Racing** — Toyota TS050 - Hybrid
1.Nicolas LAPIERRE, 2.Yuji KUNIMOTO, 3.Jose Maria LOPEZ, 4.Mike CONWAY — LMP1 - H

Lap	D	Time	Sector 1	Sector 2	Sector 3	T. Spd	Elapsed
1	1	4:29.247	1:19.247	1:26.847	1:43.153	290.0	4:29.247
2	1	3:34.244	34.301	1:21.588	1:38.355	294.0	8:03.491
3	1	3:28.780	32.704	1:19.451	1:36.625	303.0	11:32.271
4	1	3:35.209 B	32.792	1:18.899	1:43.518	306.5	15:07.480
5	2	5:05.406	1:50.255	1:25.601	1:49.550	278.1	20:12.886
6	2	4:07.958	1:04.262	1:23.443	1:40.253	326.8	24:20.844
7	2	4:10.433	58.521	1:32.189	1:39.723	300.5	28:31.277
8	2	3:28.566	33.241	1:20.075	1:35.250	296.4	31:59.843
9	2	3:26.553	32.507	1:18.851	1:35.195	298.8	35:26.396
10	2	3:25.737	33.567	1:18.403	1:33.767	310.0	38:52.133
11	2	3:26.662	32.308	1:18.239	1:36.115	309.1	42:18.795

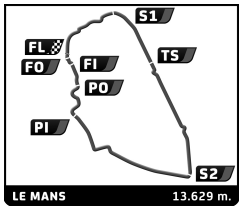

FIA WEC
Official Test 24 Hours of Le Mans
Official Test

Sector Analysis

Personal Best Session Best **B** Crossing the finish line in pit lane

Lap	D	Time	Sector 1	Sector 2	Sector 3	T. Spd	Elapsed
12	2	3:32.012	32.729	1:18.558	1:40.725	310.0	45:50.807
13	2	3:31.744	33.976	1:18.437	1:39.331	303.9	49:22.551
14	2	4:04.899 B	1:03.246	1:18.493	1:43.160	322.0	53:27.450
15	3	8:40.400	4:19.690	2:37.033	1:43.677	79.4	1:02:07.850
16	3	3:34.334	34.990	1:22.788	1:36.556	294.8	1:05:42.184
17	3	3:27.686	32.705	1:19.210	1:35.771	300.5	1:09:09.870
18	3	3:27.437	33.107	1:19.782	1:34.548	310.0	1:12:37.307
19	3	3:25.129	32.559	1:17.933	1:34.637	303.0	1:16:02.436
20	3	3:27.610	34.506	1:19.314	1:33.790	303.9	1:19:30.046
21	3	3:32.635	35.224	1:19.558	1:37.853	291.6	1:23:02.681
22	3	4:55.952	1:07.551	2:04.661	1:43.740	322.0	1:27:58.633
23	3	3:29.223	35.195	1:19.860	1:34.168	299.7	1:31:27.856
24	3	3:30.215 B	32.502	1:18.116	1:39.597	309.1	1:34:58.071
25	2	10:10.596	7:12.012	1:20.628	1:37.956	317.2	1:45:08.667
26	2	3:28.707	32.597	1:18.204	1:37.906	298.8	1:48:37.374
27	2	3:24.114	32.585	1:17.796	1:33.733	316.3	1:52:01.488
28	2	3:27.464	32.417	1:17.896	1:37.151	307.3	1:55:28.952
29	2	3:26.157	32.564	1:18.404	1:35.189	307.3	1:58:55.109
30	2	3:32.802 B	33.979	1:18.066	1:40.757	299.7	2:02:27.911
31	3	5:24.777	2:28.230	1:19.853	1:36.694	325.8	2:07:52.688
32	3	3:23.782	32.491	1:18.309	1:32.982	303.9	2:11:16.470
33	3	3:28.375	34.563	1:19.452	1:34.360	302.2	2:14:44.845
34	3	3:29.823	33.568	1:18.770	1:37.485	311.8	2:18:14.668
35	3	3:25.515	32.657	1:18.046	1:34.812	303.0	2:21:40.183
36	3	3:31.689 B	32.882	1:17.645	1:41.162	309.1	2:25:11.872
37	1	9:00.868	6:01.518	1:20.500	1:38.850	323.9	2:34:12.740
38	1	3:28.196	33.759	1:19.460	1:34.977	303.9	2:37:40.936
39	1	3:26.142	32.996	1:19.003	1:34.143	297.2	2:41:07.078
40	1	3:32.508 B	33.580	1:18.606	1:40.322	328.8	2:44:39.586
41	1	13:26.459	...	1:20.151	1:35.120	298.0	2:58:06.045
42	1	3:29.612	33.895	1:18.557	1:37.160	298.0	3:01:35.657
43	1	3:27.224	32.757	1:19.076	1:35.391	303.0	3:05:02.881
44	1	3:23.785	32.508	1:17.750	1:33.527	303.0	3:08:26.666
45	1	3:30.546 B	32.578	1:17.952	1:40.016	303.9	3:11:57.212
46	3	5:17.900	2:22.892	1:19.252	1:35.756	326.8	3:17:15.112
47	3	3:25.655	32.370	1:17.601	1:35.684	300.5	3:20:40.767
48	3	3:23.090	31.997	1:17.683	1:33.410	305.6	3:24:03.857
49	3	3:29.140 B	32.819	1:17.244	1:39.077	308.2	3:27:32.997
50	3	4:44.933	1:52.105	1:18.651	1:34.177	324.9	3:32:17.930
51	3	3:25.160	34.029	1:17.791	1:33.340	304.7	3:35:43.090
52	3	3:22.006	31.926	1:17.319	1:32.761	306.5	3:39:05.096
53	3	3:33.859 B	34.018	1:18.209	1:41.632	317.2	3:42:38.955
54	2	4:38.339	1:43.566	1:19.395	1:35.378	315.4	3:47:17.294
55	2	3:30.042	33.766	1:21.032	1:35.244	299.7	3:50:47.336
56	2	3:25.878	32.156	1:18.692	1:35.030	303.9	3:54:13.214
57	2	3:26.734	33.452	1:18.886	1:34.396	302.2	3:57:39.948
58	2	3:27.872	32.306	1:19.187	1:36.379	303.9	4:01:07.820
59	2	:11:37.629	35.050	1:27.330	...	281.0	5:12:45.449
60	2	3:26.394	34.727	1:18.042	1:33.625	302.2	5:16:11.843
61	2	3:26.131	32.463	1:20.033	1:33.635	305.6	5:19:37.974
62	2	3:23.424	32.363	1:17.979	1:33.082	303.9	5:23:01.398
63	2	3:23.128	32.490	1:17.068	1:33.570	309.1	5:26:24.526
64	2	3:33.069 B	32.495	1:17.533	1:43.041	310.9	5:29:57.595
65	3	4:42.408	1:46.290	1:19.111	1:37.007	326.8	5:34:40.003
66	3	3:29.988	33.202	1:19.734	1:37.052	322.9	5:38:09.991
67	3	3:27.049	32.788	1:17.576	1:36.685	308.2	5:41:37.040
68	3	3:26.014	32.703	1:18.128	1:35.183	304.7	5:45:03.054
69	3	3:23.692	32.504	1:17.726	1:33.462	307.3	5:48:26.746
70	3	3:27.062	32.953	1:17.212	1:36.897	312.7	5:51:53.808
71	3	3:22.907	32.340	1:17.922	1:32.645	309.1	5:55:16.715
72	3	3:27.494	33.806	1:18.726	1:34.962	313.6	5:58:44.209
73	3	8:50.629 B	35.827	3:45.632	4:29.170	79.7	6:07:34.838
74	3	10:43.757	7:44.839	1:22.122	1:36.796	322.9	6:18:18.595
75	3	3:24.947	32.996	1:17.889	1:34.062	303.9	6:21:43.542
76	3	3:28.944	32.410	1:17.883	1:38.651	310.9	6:25:12.486
77	3	3:33.592 B	34.562	1:17.143	1:41.887	320.1	6:28:46.078
78	3	5:10.213	1:37.386	1:36.838	1:55.989	326.8	6:33:56.291
79	3	6:09.245	39.093	3:05.035	2:25.117	107.5	6:40:05.536
80	3	3:29.946	33.090	1:21.026	1:35.830	310.0	6:43:35.482
81	3	3:22.435	32.588	1:17.397	1:32.450	309.1	6:46:57.917
82	3	3:23.556	32.155	1:18.384	1:33.017	309.1	6:50:21.473
83	3	3:23.101	32.308	1:17.017	1:33.776	306.5	6:53:44.574
84	3	3:22.006	32.420	1:17.744	1:31.842	307.3	6:57:06.580
85	3	3:21.455	32.402	1:17.014	1:32.039	310.0	7:00:28.035
86	3	3:23.601	31.998	1:17.408	1:34.195	308.2	7:03:51.636
87	3	3:21.677	32.130	1:17.440	1:32.107	306.5	7:07:13.313
88	3	3:42.448 B	32.607	1:17.841	1:52.000	310.9	7:10:55.761
89	2	4:54.447	1:37.861	1:40.995	1:35.591	316.3	7:15:50.208
90	2	3:24.695	33.356	1:17.575	1:33.764	310.0	7:19:14.903
91	2	4:19.774 B	32.800	1:16.931	2:30.043	304.7	7:23:34.677
92	2	19:22.740	...	1:19.043	1:35.987	310.0	7:42:57.417
93	2	3:25.046	32.607	1:18.249	1:34.190	303.9	7:46:22.463
94	2	3:27.365	32.797	1:17.926	1:36.642	301.3	7:49:49.828
95	2	3:22.396	32.316	1:17.194	1:32.886	305.6	7:53:12.224
96	2	3:22.896	32.973	1:17.190	1:32.733	304.7	7:56:35.120
97	2	3:31.805 B	32.385	1:16.503	1:42.917	312.7	8:00:06.925
98	1	18:52.076	...	1:20.575	3:30.393	288.5	8:18:59.001
99	1	4:41.320	32.395	1:18.375	2:50.550	311.8	8:23:40.321
100	1	3:22.362	32.049	1:17.482	1:32.831	310.0	8:27:02.683
101	1	3:22.853	32.269	1:17.243	1:33.341	302.2	8:30:25.536
102	1	3:23.778	32.251	1:16.981	1:34.546	311.8	8:33:49.314
103	1	3:22.475	32.257	1:16.821	1:33.397	309.1	8:37:11.789
104	1	3:46.126	32.340	1:16.886	1:56.900	309.1	8:40:57.915
105	1	3:36.446	37.386	1:26.040	1:33.020	253.3	8:44:34.361
106	1	8:41.877 B	38.700	3:32.795	4:30.382	79.5	8:53:16.238

13 **Vaillante Rebellion** — Oreca 07 - Gibson — LMP2
1.Nelson PIQUET JR 3.Mathias BECHE
2.David HEINEMEIER HANS

Lap	D	Time	Sector 1	Sector 2	Sector 3	T. Spd	Elapsed
1	3	5:39.233 B	2:01.308	1:39.243	1:58.682	215.1	5:39.233
2	3	23:43.237 B	...	1:30.382	2:18.996	286.2	29:22.470
3	3	35:37.790	...	1:26.242	1:41.532	308.2	1:05:00.260
4	3	3:38.750	34.680	1:23.867	1:40.203	323.9	1:08:39.010
5	3	3:35.165	33.430	1:22.430	1:39.305	324.9	1:12:14.175
6	3	3:36.721	33.943	1:22.229	1:40.549	327.8	1:15:50.896
7	3	3:32.008	33.389	1:20.905	1:37.714	326.8	1:19:22.904
8	3	3:37.045	33.308	1:21.833	1:41.904	326.8	1:22:59.949
9	3	5:00.143	1:04.565	2:06.678	1:48.900	324.9	1:28:00.092
10	3	3:32.461	33.981	1:21.678	1:36.802	325.8	1:31:32.553
11	3	3:30.516	32.916	1:20.833	1:36.767	326.8	1:35:03.069
12	3	3:46.397 B	33.707	1:25.310	1:47.380	328.8	1:38:49.466
13	2	22:29.920	...	1:27.172	1:44.744	310.0	2:01:19.386
14	2	3:40.589	36.194	1:23.978	1:40.417	322.0	2:04:59.975
15	2	3:38.146	33.930	1:22.615	1:41.601	322.9	2:08:38.121

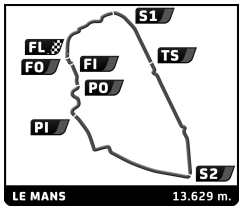

FIA WEC
Official Test 24 Hours of Le Mans
Official Test

Sector Analysis

Personal Best | Session Best | **B** Crossing the finish line in pit lane

Lap	D	Time	Sector 1	Sector 2	Sector 3	T. Spd	Elapsed
16	2	3:39.295	35.328	1:23.007	1:40.960	321.0	2:12:17.416
17	2	3:42.873	34.281	1:25.801	1:42.791	322.0	2:16:00.289
18	2	3:35.039	34.426	1:21.874	1:38.739	322.9	2:19:35.328
19	2	3:34.461	33.536	1:21.437	1:39.488	325.8	2:23:09.789
20	2	3:44.247	33.787	1:21.247	1:49.213	326.8	2:26:54.036
21	2	3:38.725	35.474	1:24.337	1:38.914	327.8	2:30:32.761
22	2	3:42.795 B	34.208	1:22.729	1:45.858	326.8	2:34:15.556
23	1	:21:01.371 B	...	3:05.739	2:10.251	292.4	3:55:16.927
24	1	:11:24.381	...	1:25.146	1:41.784	317.2	5:06:41.308
25	1	3:37.048	35.003	1:23.609	1:38.436	299.7	5:10:18.356
26	1	3:35.426	33.581	1:21.492	1:40.353	325.8	5:13:53.782
27	1	3:33.662	33.425	1:21.524	1:38.713	323.9	5:17:27.444
28	1	3:43.470 B	34.171	1:22.330	1:46.969	322.9	5:21:10.914
29	1	8:16.330	5:15.686	1:22.076	1:38.568	323.9	5:29:27.244
30	1	3:37.783	33.164	1:23.338	1:41.281	309.1	5:33:05.027
31	1	3:30.997	33.073	1:20.558	1:37.366	327.8	5:36:36.024
32	1	3:35.778	33.080	1:20.701	1:41.997	326.8	5:40:11.802
33	1	3:31.921	33.047	1:21.422	1:37.452	327.8	5:43:43.723
34	1	3:30.696	33.094	1:20.382	1:37.220	325.8	5:47:14.419
35	1	3:49.243 B	33.625	1:26.004	1:49.614	243.6	5:51:03.662
36	1	45:46.244	...	1:43.637	3:03.592	240.4	6:36:49.906
37	1	4:41.524	55.028	2:05.678	1:40.818	130.7	6:41:31.430
38	1	3:32.957	33.413	1:21.086	1:38.458	326.8	6:45:04.387
39	1	3:31.719	33.252	1:20.756	1:37.711	327.8	6:48:36.106
40	1	3:46.651 B	33.679	1:20.372	1:52.600	328.8	6:52:22.757
41	2	24:42.097	...	1:25.201	1:40.835	302.2	7:17:04.854
42	2	3:34.493	33.878	1:21.311	1:39.304	323.9	7:20:39.347
43	2	3:34.237	33.859	1:21.752	1:38.626	325.8	7:24:13.584
44	2	3:33.703	34.035	1:21.753	1:37.915	324.9	7:27:47.287
45	2	3:35.370	34.450	1:21.898	1:39.022	322.9	7:31:22.657
46	2	3:36.154	33.395	1:20.724	1:42.035	324.9	7:34:58.811
47	2	3:34.614	33.482	1:20.649	1:40.483	327.8	7:38:33.425
48	2	3:32.165	33.827	1:21.021	1:37.317	326.8	7:42:05.590
49	2	3:44.024 B	35.304	1:22.784	1:45.936	262.6	7:45:49.614
50	3	8:14.590	5:08.805	1:22.919	1:42.866	324.9	7:54:04.204
51	3	3:32.926	33.684	1:21.335	1:37.907	323.9	7:57:37.130
52	3	3:39.350	33.995	1:21.950	1:43.405	326.8	8:01:16.480
53	3	3:33.001	33.150	1:20.542	1:39.309	327.8	8:04:49.481
54	3	3:30.150	33.361	1:20.353	1:36.436	325.8	8:08:19.631
55	3	4:19.524 B	32.904	1:20.519	2:26.101	325.8	8:12:39.155
56	3	11:17.416	7:02.576	1:24.293	2:50.547	319.1	8:23:56.571
57	3	3:38.983	34.098	1:21.088	1:43.797	324.9	8:27:35.554
58	3	3:30.919	33.062	1:20.347	1:37.510	327.8	8:31:06.473
59	3	3:30.915	33.127	1:20.063	1:37.725	327.8	8:34:37.388
60	3	3:37.745 B	33.069	1:20.173	1:44.503	327.8	8:38:15.133
61	3	7:18.813	4:14.953	1:25.836	1:38.024	311.8	8:45:33.946
62	3	9:44.409 B	37.456	4:22.500	4:44.453	78.4	8:55:18.355

17 **IDEC SPORT RACING** — LIGIER JSP217 - Gibson — LMP2

1.Patrice LAFARGUE, 2.Paul LAFARGUE, 3.David ZOLLINGER, 4.Paul-Loup CHATIN

Lap	D	Time	Sector 1	Sector 2	Sector 3	T. Spd	Elapsed
1	3	5:28.052 B	1:31.789	1:43.703	2:12.560	185.6	5:28.052
2	3	9:20.852	5:58.148	1:33.940	1:48.764	239.9	14:48.904
3	3	3:46.591	36.284	1:26.186	1:44.121	319.1	18:35.495
4	3	3:49.152	35.956	1:24.781	1:48.415	322.0	22:24.647
5	3	4:13.551	1:01.986	1:29.362	1:42.203	307.3	26:38.198
6	3	3:46.392	34.619	1:24.432	1:47.341	319.1	30:24.590
7	3	3:47.720 B	34.857	1:23.791	1:49.072	322.0	34:12.310
8	1	23:58.362	...	1:30.504	1:53.340	254.5	58:10.672
9	1	5:15.187	43.323	2:41.624	1:50.240	79.3	1:03:25.859
10	1	3:55.146	36.405	1:27.971	1:50.770	319.1	1:07:21.005
11	1	4:02.956 B	36.371	1:26.863	1:59.722	304.7	1:11:23.961
12	1	8:26.557	5:06.060	1:29.422	1:51.075	273.2	1:19:50.518
13	1	3:56.265	36.088	1:30.402	1:49.775	318.2	1:23:46.783
14	1	5:14.284	1:07.640	2:12.105	1:54.539	315.4	1:29:01.067
15	1	3:48.152	35.929	1:25.564	1:46.659	320.1	1:32:49.219
16	1	3:49.671	36.959	1:25.588	1:47.124	322.9	1:36:38.890
17	1	3:57.425 B	35.761	1:26.009	1:55.655	314.5	1:40:36.315
18	1	9:41.005	6:26.316	1:27.735	1:46.954	312.7	1:50:17.320
19	1	3:45.571	35.296	1:24.642	1:45.633	324.9	1:54:02.891
20	1	3:44.570	35.461	1:24.591	1:44.518	322.9	1:57:47.461
21	1	3:43.304	35.169	1:24.246	1:43.889	322.0	2:01:30.765
22	1	3:49.383	35.444	1:25.254	1:48.685	322.9	2:05:20.148
23	1	3:51.449	36.570	1:26.198	1:48.681	302.2	2:09:11.597
24	1	3:46.555	35.702	1:26.227	1:44.626	322.0	2:12:58.152
25	1	3:42.440	35.180	1:23.974	1:43.286	322.0	2:16:40.592
26	1	3:47.488	36.300	1:25.936	1:45.252	320.1	2:20:28.080
27	1	3:57.057 B	37.165	1:26.329	1:53.563	303.0	2:24:25.137
28	2	8:20.995	4:59.667	1:31.485	1:49.843	272.5	2:32:46.132
29	2	3:52.370	39.055	1:27.526	1:45.789	318.2	2:36:38.502
30	2	4:01.708 B	37.123	1:26.177	1:58.408	320.1	2:40:40.210
31	2	5:11.603	1:59.696	1:26.029	1:45.878	314.5	2:45:51.813
32	2	3:44.178	36.584	1:24.639	1:42.955	319.1	2:49:35.991
33	2	3:46.303	37.073	1:25.864	1:43.366	307.3	2:53:22.294
34	2	3:53.182 B	35.631	1:24.458	1:53.093	322.9	2:57:15.476
35	2	8:33.588	5:25.145	1:24.456	1:43.987	322.0	3:05:49.064
36	2	3:44.796	34.664	1:23.748	1:46.384	322.0	3:09:33.860
37	2	3:42.011	34.772	1:23.787	1:43.452	322.0	3:13:15.871
38	2	3:48.889 B	35.352	1:23.405	1:50.132	322.0	3:17:04.760
39	3	6:42.079	3:19.338	1:30.481	1:52.260	273.2	3:23:46.839
40	3	3:59.587	37.399	1:27.620	1:54.568	260.7	3:27:46.426
41	3	4:20.313	1:05.859	1:27.220	1:47.234	302.2	3:32:06.739
42	3	3:47.030	36.075	1:25.651	1:45.304	317.2	3:35:53.769
43	3	3:47.094	37.343	1:25.218	1:44.533	319.1	3:39:40.863
44	3	3:48.167	36.266	1:26.405	1:45.496	320.1	3:43:29.030
45	3	3:46.073	35.938	1:25.104	1:45.031	322.0	3:47:15.103
46	3	3:49.194	37.100	1:26.953	1:45.141	322.0	3:51:04.297
47	3	3:48.887	36.128	1:29.058	1:43.701	322.0	3:54:53.184
48	3	3:57.615 B	35.482	1:26.053	1:56.080	318.2	3:58:50.799
49	4	:12:49.595	...	1:28.032	1:42.823	298.8	5:11:40.394
50	4	3:39.474	34.746	1:23.531	1:41.197	320.1	5:15:19.868
51	4	5:10.385 B	35.167	2:20.676	2:14.542	322.0	5:20:30.253
52	4	12:04.377	8:54.267	1:27.329	1:42.781	312.7	5:32:34.630
53	4	3:37.036	34.875	1:23.063	1:39.098	322.0	5:36:11.666
54	4	3:42.968	34.453	1:26.291	1:42.224	301.3	5:39:54.634
55	4	3:35.968	34.068	1:22.532	1:39.368	320.1	5:43:30.602
56	4	3:47.475 B	35.069	1:23.038	1:49.368	322.9	5:47:18.077
57	4	28:38.608	...	1:27.410	1:42.431	300.5	6:15:56.685
58	4	3:38.127	34.772	1:22.937	1:40.418	321.0	6:19:34.812
59	4	3:37.067	34.297	1:22.466	1:40.304	322.0	6:23:11.879
60	4	3:49.159 B	34.465	1:22.818	1:51.876	323.9	6:27:01.038
61	1	13:08.591	7:22.133	3:11.030	2:35.428	126.8	6:40:09.629
62	1	3:53.026	37.176	1:26.590	1:49.260	324.9	6:44:02.655
63	1	3:48.652	36.403	1:25.463	1:46.786	319.1	6:47:51.307

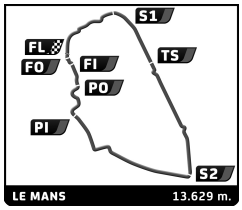

FIA WEC
Official Test 24 Hours of Le Mans
Official Test

Sector Analysis

Personal Best | Session Best | **B** Crossing the finish line in pit lane

Lap	D	Time	Sector 1	Sector 2	Sector 3	T. Spd	Elapsed
64	1	3:46.936	36.009	1:25.330	1:45.597	322.0	6:51:38.243
65	1	3:48.139	36.084	1:26.286	1:45.769	319.1	6:55:26.382
66	1	3:47.792	37.283	1:25.645	1:44.864	308.2	6:59:14.174
67	1	3:44.404	35.919	1:24.745	1:43.740	319.1	7:02:58.578
68	1	3:51.526	42.314	1:25.070	1:44.142	321.0	7:06:50.104
69	1	3:59.743 B	35.596	1:27.649	1:56.498	284.7	7:10:49.847
70	3	9:03.329	5:48.843	1:27.066	1:47.420	314.5	7:19:53.176
71	3	3:47.027	35.904	1:24.771	1:46.352	317.2	7:23:40.203
72	3	3:49.318	35.139	1:27.666	1:46.513	297.2	7:27:29.521
73	3	3:44.907	35.545	1:24.304	1:45.058	321.0	7:31:14.428
74	3	3:45.663	35.214	1:25.625	1:44.824	320.1	7:35:00.091
75	3	3:43.718	35.399	1:24.113	1:44.206	321.0	7:38:43.809
76	3	3:43.004	35.173	1:24.027	1:43.804	321.0	7:42:26.813
77	3	3:42.016	35.323	1:24.181	1:42.512	318.2	7:46:08.829
78	3	3:44.127	35.327	1:24.141	1:44.659	317.2	7:49:52.956
79	3	4:29.788 B	34.944	1:23.536	2:31.308	320.1	7:54:22.744
80	2	35:18.680	...	1:28.230	1:43.646	280.3	8:29:41.424
81	2	3:53.977 B	36.821	1:24.760	1:52.396	322.9	8:33:35.401
82	2	5:10.859	1:59.998	1:24.814	1:46.047	319.1	8:38:46.260
83	2	3:58.487	35.133	1:24.657	1:58.697	322.9	8:42:44.747
84	2	5:10.340 B	38.218	2:27.326	2:04.796	80.8	8:47:55.087

21 **DRAGONSPEED - 10 STAR** — Oreca 07 - Gibson, LMP2
1.Henrik HEDMAN 3.Felix ROSENQVIST 2.Ben HANLEY

Lap	D	Time	Sector 1	Sector 2	Sector 3	T. Spd	Elapsed
1	2	14:20.971	...	1:31.512	1:44.918	248.7	14:20.971
2	2	3:48.558 B	34.350	1:24.235	1:49.973	305.6	18:09.529
3	2	13:19.758	...	1:25.431	1:42.518	294.0	31:29.287
4	2	3:37.050	33.605	1:23.031	1:40.414	320.1	35:06.337
5	2	3:35.059	33.287	1:22.738	1:39.034	319.1	38:41.396
6	2	3:37.163	33.945	1:22.570	1:40.648	320.1	42:18.559
7	2	3:36.380	33.697	1:21.820	1:40.863	322.0	45:54.939
8	2	3:47.420	34.654	1:21.788	1:50.978	322.0	49:42.359
9	2	4:07.156	1:04.920	1:22.914	1:39.322	318.2	53:49.515
10	2	3:41.805	33.197	1:21.605	1:47.003	321.0	57:31.320
11	2	5:10.694 B	42.101	2:38.860	1:49.733	78.7	1:02:42.014
12	1	11:45.647	8:22.917	1:28.381	1:54.349	313.6	1:14:27.661
13	1	3:51.600	36.392	1:25.949	1:49.259	318.2	1:18:19.261
14	1	3:51.525	35.601	1:25.344	1:50.580	299.7	1:22:10.786
15	1	5:22.165	1:16.454	2:12.544	1:53.167	318.2	1:27:32.951
16	1	3:58.956 B	35.202	1:27.090	1:56.664	303.9	1:31:31.907
17	1	8:05.444	4:55.885	1:24.532	1:45.027	315.4	1:39:37.351
18	1	3:45.557	34.786	1:24.847	1:45.924	319.1	1:43:22.908
19	1	3:41.936	34.981	1:24.096	1:42.859	321.0	1:47:04.844
20	1	3:41.750	34.782	1:23.849	1:43.119	283.2	1:50:46.594
21	1	3:56.420 B	35.529	1:25.083	1:55.808	322.0	1:54:43.014
22	3	14:24.352	...	1:29.298	1:48.321	273.9	2:09:07.366
23	3	3:42.325	35.193	1:24.256	1:42.876	318.2	2:12:49.691
24	3	3:42.113	34.054	1:23.089	1:44.970	322.0	2:16:31.804
25	3	3:36.432	34.125	1:22.923	1:39.384	322.0	2:20:08.236
26	3	3:48.406 B	33.659	1:23.554	1:51.193	326.8	2:23:56.642
27	3	8:51.783	5:46.423	1:24.088	1:41.272	318.2	2:32:48.425
28	3	3:37.121	34.620	1:23.543	1:38.958	322.9	2:36:25.546
29	3	3:32.846	33.451	1:21.847	1:37.548	324.9	2:39:58.392
30	3	3:36.509	33.958	1:21.538	1:41.013	321.0	2:43:34.901
31	3	3:42.677 B	34.204	1:22.180	1:46.293	319.1	2:47:17.578
32	3	8:00.217	4:56.831	1:23.062	1:40.324	315.4	2:55:17.795
33	3	3:33.633	33.357	1:21.673	1:38.603	322.0	2:58:51.428
34	3	3:32.527	33.682	1:21.658	1:37.187	322.9	3:02:23.955
35	3	3:44.318 B	33.722	1:21.677	1:48.919	307.3	3:06:08.273
36	2	7:55.267	4:52.636	1:23.653	1:38.978	292.4	3:14:03.540
37	2	3:38.537	34.145	1:24.763	1:39.629	280.3	3:17:42.077
38	2	4:15.866 B	37.054	1:40.929	1:57.883	226.3	3:21:57.943
39	2	13:14.845	...	1:26.251	1:42.194	301.3	3:35:12.788
40	2	3:36.745	33.021	1:22.706	1:41.018	325.8	3:38:49.533
41	2	3:32.910	33.350	1:21.299	1:38.261	327.8	3:42:22.443
42	2	3:30.693	32.826	1:20.885	1:36.982	325.8	3:45:53.136
43	2	3:40.281 B	33.177	1:21.595	1:45.509	325.8	3:49:33.417
44	3	5:15.337	2:04.443	1:30.476	1:40.418	311.8	3:54:48.754
45	3	3:43.472	33.356	1:24.043	1:46.073	325.8	3:58:32.226
46	3	3:31.589	33.105	1:21.371	1:37.113	323.9	4:02:03.815
47	1	:27:20.115	33.465	1:26.770	...	323.9	5:29:23.930
48	1	3:45.203	35.496	1:25.651	1:44.056	321.0	5:33:09.133
49	1	3:45.890	35.194	1:23.658	1:47.038	323.9	5:36:55.023
50	1	3:43.722	35.301	1:23.908	1:44.513	321.0	5:40:38.745
51	1	3:48.646	36.364	1:24.371	1:47.911	288.5	5:44:27.391
52	1	3:44.285	35.239	1:24.888	1:44.158	321.0	5:48:11.676
53	1	3:47.789	35.467	1:23.768	1:48.554	320.1	5:51:59.465
54	1	3:45.318	35.400	1:26.315	1:43.603	322.0	5:55:44.783
55	1	4:17.893 B	35.040	1:23.291	2:19.562	320.1	6:00:02.676
56	1	14:44.464	...	1:27.980	1:45.609	312.7	6:14:47.140
57	1	3:42.833	35.258	1:23.597	1:43.978	322.0	6:18:29.973
58	1	3:42.658	35.309	1:23.799	1:43.550	321.0	6:22:12.631
59	1	3:46.444	36.241	1:24.688	1:45.515	303.0	6:25:59.075
60	1	3:44.578	36.021	1:25.597	1:42.960	308.2	6:29:43.653
61	1	4:11.291	34.862	1:38.900	1:57.529	322.0	6:33:54.944
62	1	6:17.303	39.222	3:04.774	2:33.307	109.1	6:40:12.247
63	1	3:54.947	40.136	1:28.160	1:46.651	286.9	6:44:07.194
64	1	3:50.358	36.803	1:28.023	1:45.532	309.1	6:47:57.552
65	1	3:59.278 B	36.581	1:24.777	1:57.920	323.9	6:51:56.830
66	2	8:36.414	5:32.133	1:24.780	1:39.501	298.8	7:00:33.244
67	2	3:36.010	33.329	1:22.422	1:40.259	324.9	7:04:09.254
68	2	3:32.501	33.296	1:21.359	1:37.846	322.9	7:07:41.755
69	2	4:26.381	33.011	2:07.975	1:45.395	323.9	7:12:08.136
70	2	3:51.082	33.042	1:39.049	1:38.991	308.2	7:15:59.218
71	2	3:32.566	33.171	1:22.378	1:37.017	324.9	7:19:31.784
72	2	3:32.691	33.031	1:22.442	1:37.218	327.8	7:23:04.475
73	2	3:30.837	32.982	1:21.219	1:36.636	322.9	7:26:35.312
74	2	3:37.118	32.964	1:22.172	1:41.982	296.4	7:30:12.430
75	2	3:39.805 B	33.307	1:21.512	1:44.986	322.9	7:33:52.235
76	3	12:50.491	9:43.891	1:25.767	1:40.833	288.5	7:46:42.726
77	3	3:39.390	35.453	1:23.004	1:40.933	321.0	7:50:22.116
78	3	3:37.249	33.877	1:21.972	1:41.400	325.8	7:53:59.365
79	3	3:41.885 B	33.889	1:22.394	1:45.602	326.8	7:57:41.250
80	3	11:07.873	8:05.378	1:22.679	1:39.816	321.0	8:08:49.123
81	3	4:19.885	33.370	1:21.429	2:25.086	322.0	8:13:09.008
82	3	4:35.182 B	33.081	1:23.045	2:39.056	324.9	8:17:44.190
83	3	9:53.239	6:47.866	1:24.128	1:41.245	316.3	8:27:37.429
84	3	3:31.077	33.010	1:21.269	1:36.798	326.8	8:31:08.506
85	3	3:34.479	35.019	1:21.119	1:38.341	323.9	8:34:42.985
86	3	3:34.676	35.380	1:21.307	1:37.989	322.0	8:38:17.661
87	3	4:18.370 B	32.911	1:20.271	2:25.188	325.8	8:42:36.031

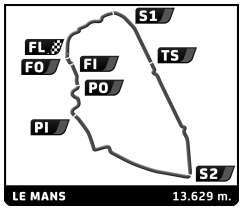

FIA WEC
Official Test 24 Hours of Le Mans
Official Test

Sector Analysis

Personal Best | Session Best | **B** Crossing the finish line in pit lane

22 G-Drive Racing — Oreca 07 - Gibson, LMP2

1.Memo ROJAS, 2.Ryo HIRAKAWA, 3.Jose GUTIERREZ, 4.Nicolas MINASSIAN

Lap	D	Time	Sector 1	Sector 2	Sector 3	T. Spd	Elapsed
1	3	21:20.701	...	1:30.149	1:50.224	266.5	21:20.701
2	3	4:14.740	56.674	1:32.007	1:46.059	290.8	25:35.441
3	3	3:45.660	35.221	1:26.560	1:43.879	315.4	29:21.101
4	3	3:41.919	34.796	1:24.505	1:42.618	320.1	33:03.020
5	3	3:51.656 B	35.179	1:25.416	1:51.061	322.9	36:54.676
6	3	11:47.997	8:30.006	1:27.474	1:50.517	251.0	48:42.673
7	3	4:10.413	1:05.223	1:24.023	1:41.167	314.5	52:53.086
8	3	3:37.820	33.813	1:22.930	1:41.077	323.9	56:30.906
9	3	4:57.124	36.851	2:39.212	1:41.061	79.4	1:01:28.030
10	3	3:36.535	33.807	1:22.501	1:40.227	322.9	1:05:04.565
11	3	3:39.001	33.757	1:23.856	1:41.388	273.9	1:08:43.566
12	3	3:38.285	33.682	1:22.437	1:42.166	327.8	1:12:21.851
13	3	3:40.603	34.709	1:24.360	1:41.534	312.7	1:16:02.454
14	3	4:12.003 B	35.486	1:22.976	2:13.541	325.8	1:20:14.457
15	1	13:48.134 B	...	1:28.675	1:54.749	317.2	1:34:02.591
16	1	7:19.384	4:09.086	1:25.363	1:44.935	322.9	1:41:21.975
17	1	3:39.965	35.419	1:23.339	1:41.207	325.8	1:45:01.940
18	1	3:38.742	34.010	1:22.715	1:42.017	323.9	1:48:40.682
19	1	3:39.588	34.576	1:22.105	1:42.907	326.8	1:52:20.270
20	1	3:35.937	34.080	1:22.046	1:39.811	324.9	1:55:56.207
21	1	3:33.915	33.607	1:21.570	1:38.738	326.8	1:59:30.122
22	1	3:36.470	33.988	1:22.026	1:40.456	324.9	2:03:06.592
23	1	3:35.213	33.380	1:22.271	1:39.562	328.8	2:06:41.805
24	1	3:43.729 B	33.638	1:22.123	1:47.968	327.8	2:10:25.534
25	2	8:07.478	4:55.750	1:26.143	1:45.585	291.6	2:18:33.012
26	2	3:41.002	34.314	1:24.249	1:42.439	272.5	2:22:14.014
27	2	3:39.756	33.620	1:23.980	1:42.156	311.8	2:25:53.770
28	2	3:38.847	34.811	1:23.353	1:40.683	323.9	2:29:32.617
29	2	3:36.100	33.953	1:22.855	1:39.292	324.9	2:33:08.717
30	2	3:36.907	33.569	1:22.484	1:40.854	321.0	2:36:45.624
31	2	3:38.791	34.195	1:22.741	1:41.855	325.8	2:40:24.415
32	2	3:34.967	35.334	1:21.828	1:37.805	323.9	2:43:59.382
33	2	3:33.851	33.194	1:21.376	1:39.281	323.9	2:47:33.233
34	2	3:48.316 B	35.319	1:24.175	1:48.822	273.2	2:51:21.549
35	2	20:14.517	...	1:24.145	1:40.352	315.4	3:11:36.066
36	2	3:33.239	33.096	1:21.279	1:38.864	324.9	3:15:09.305
37	2	3:31.150	33.442	1:20.647	1:37.061	324.9	3:18:40.455
38	2	3:32.096	33.791	1:20.863	1:37.442	324.9	3:22:12.551
39	2	3:42.851 B	33.257	1:21.934	1:47.660	303.9	3:25:55.402
40	3	6:10.721	2:57.629	1:26.917	1:46.175	303.9	3:32:06.123
41	3	3:40.961	35.803	1:24.066	1:41.092	321.0	3:35:47.084
42	3	3:36.702	34.094	1:22.530	1:40.078	321.0	3:39:23.786
43	3	3:38.288	34.443	1:24.346	1:39.499	326.8	3:43:02.074
44	3	3:41.365	37.457	1:23.098	1:40.810	325.8	3:46:43.439
45	3	3:37.626	33.904	1:22.700	1:41.022	322.9	3:50:21.065
46	3	3:38.550	33.919	1:25.799	1:38.832	283.9	3:53:59.615
47	3	3:33.947	34.119	1:21.628	1:38.200	327.8	3:57:33.562
48	3	3:47.978 B	33.727	1:24.712	1:49.539	327.8	4:01:21.540
49	2	:46:57.437	...	1:23.871	1:40.142	305.6	5:48:18.977
50	2	3:35.917	33.162	1:21.155	1:41.600	322.0	5:51:54.894
51	2	3:34.137	33.318	1:22.444	1:38.375	322.9	5:55:29.031
52	2	4:23.936 B	33.690	1:21.580	2:28.666	324.9	5:59:52.967
53	4	16:32.062	...	1:28.438	1:45.374	287.7	6:16:25.029
54	4	3:40.183	34.856	1:24.691	1:40.636	322.9	6:20:05.212
55	4	3:38.366	34.689	1:22.995	1:40.682	322.0	6:23:43.578
56	4	3:34.925	33.857	1:22.027	1:39.041	322.0	6:27:18.503
57	4	3:35.380	33.795	1:22.232	1:39.353	322.9	6:30:53.883
58	4	5:53.425 B	38.019	1:37.974	3:37.432	253.9	6:36:47.308
59	4	12:33.398	9:28.201	1:24.488	1:40.709	317.2	6:49:20.706
60	4	3:34.075	33.764	1:21.965	1:38.346	322.0	6:52:54.781
61	4	3:33.742	33.703	1:21.851	1:38.188	325.8	6:56:28.523
62	4	3:47.626 B	34.969	1:22.692	1:49.965	322.9	7:00:16.149
63	1	6:26.276	3:19.502	1:24.663	1:42.111	292.4	7:06:42.425
64	1	3:35.021	33.731	1:22.188	1:39.102	323.9	7:10:17.446
65	1	4:41.079 B	33.599	2:10.113	1:57.367	322.9	7:14:58.525

23 Panis Barthez Competition — LIGIER JSP217 - Gibson, LMP2

1.Fabien BARTHEZ, 2.Timothé BURET, 3.Nathanaël BERTHON, 4.Simon GACHET

Lap	D	Time	Sector 1	Sector 2	Sector 3	T. Spd	Elapsed
1	1	5:45.072 B	1:57.758	1:38.169	2:09.145	206.8	5:45.072
2	1	7:49.848	4:30.283	1:27.380	1:52.185	298.8	13:34.920
3	1	3:44.960	35.493	1:24.704	1:44.763	322.0	17:19.880
4	1	3:50.565	37.509	1:25.375	1:47.681	319.1	21:10.445
5	1	4:19.561 B	1:00.146	1:27.924	1:51.491	322.0	25:30.006
6	1	6:01.296	2:53.515	1:24.974	1:42.807	322.0	31:31.302
7	1	3:46.159	35.896	1:25.832	1:44.431	322.9	35:17.461
8	1	3:48.179	37.071	1:27.413	1:43.695	325.8	39:05.640
9	1	3:45.551	35.235	1:25.161	1:45.155	324.9	42:51.191
10	1	3:59.020 B	35.776	1:28.582	1:54.662	326.8	46:50.211
11	1	12:28.926	9:09.423	1:30.556	1:48.947	269.1	59:19.137
12	1	4:45.686	40.804	2:19.439	1:45.443	169.3	1:04:04.823
13	1	3:47.153	35.306	1:27.530	1:44.317	291.6	1:07:51.976
14	1	3:43.109	35.611	1:24.519	1:42.979	322.0	1:11:35.085
15	1	3:43.394	35.378	1:24.949	1:43.067	322.0	1:15:18.479
16	1	3:51.590 B	35.876	1:24.929	1:50.785	322.9	1:19:10.069
17	2	10:39.470	6:32.014	2:14.161	1:53.295	267.1	1:29:49.539
18	2	3:42.609	34.523	1:26.045	1:42.041	320.1	1:33:32.148
19	2	3:58.015	50.342	1:26.757	1:40.916	315.4	1:37:30.163
20	2	3:43.981	34.574	1:25.382	1:44.025	325.8	1:41:14.144
21	2	3:41.038	34.528	1:24.429	1:42.081	322.0	1:44:55.182
22	2	3:42.382	34.385	1:26.248	1:41.749	311.8	1:48:37.564
23	2	3:46.714 B	33.984	1:22.976	1:49.754	325.8	1:52:24.278
24	2	21:19.070	...	1:26.490	1:40.267	277.4	2:13:43.348
25	2	3:43.769	35.257	1:26.801	1:41.711	324.9	2:17:27.117
26	2	3:41.385	35.652	1:24.352	1:41.381	329.8	2:21:08.502
27	2	3:45.023	36.582	1:27.370	1:41.071	324.9	2:24:53.525
28	2	3:42.599	36.860	1:24.946	1:40.793	322.0	2:28:36.124
29	2	3:49.407 B	35.070	1:25.866	1:48.471	292.4	2:32:25.531
30	3	15:00.057	...	1:27.276	1:46.097	252.2	2:47:25.588
31	3	3:44.351	35.855	1:24.570	1:43.926	318.2	2:51:09.939
32	3	3:44.799	35.107	1:24.683	1:45.009	298.0	2:54:54.738
33	3	3:42.114	35.716	1:23.662	1:42.736	324.9	2:58:36.852
34	3	3:40.321	34.853	1:23.477	1:41.991	322.9	3:02:17.173
35	3	3:42.748	35.825	1:24.041	1:42.882	324.9	3:05:59.921
36	3	3:47.681 B	34.966	1:23.304	1:49.411	324.9	3:09:47.602
37	3	11:07.101 B	7:48.358	1:23.377	1:55.366	322.9	3:20:54.703
38	3	20:37.339 B	...	1:42.974	2:19.148	289.3	3:41:32.042
39	2	:06:22.602	...	1:24.860	1:41.707	312.7	5:47:54.644
40	2	3:35.315	33.705	1:22.165	1:39.445	322.0	5:51:29.959
41	2	3:34.449	34.352	1:21.624	1:38.473	326.8	5:55:04.408
42	2	3:42.381 B	34.570	1:22.210	1:45.601	322.9	5:58:46.789

FIA WEC
Official Test 24 Hours of Le Mans
Official Test

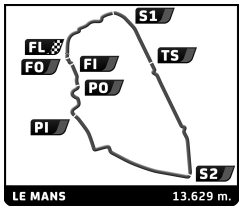

Sector Analysis

Personal Best | Session Best | **B** Crossing the finish line in pit lane

Lap	D	Time	Sector 1	Sector 2	Sector 3	T. Spd	Elapsed
43	2	17:22.754	...	1:25.476	1:42.440	281.0	6:16:09.543
44	2	4:33.539 B	34.052	1:31.996	2:27.491	326.8	6:20:43.082
45	1	:05:03.885	...	1:25.990	1:42.917	304.7	7:25:46.967
46	1	3:41.725	35.419	1:24.514	1:41.792	316.3	7:29:28.692
47	1	3:42.501	35.124	1:25.274	1:42.103	303.9	7:33:11.193
48	1	3:40.307	34.939	1:24.263	1:41.105	320.1	7:36:51.500
49	1	3:38.515	34.930	1:23.102	1:40.483	322.9	7:40:30.015
50	1	3:39.094	34.556	1:22.576	1:41.962	323.9	7:44:09.109
51	1	3:40.368	35.110	1:23.921	1:41.337	320.1	7:47:49.477
52	1	3:41.179	34.556	1:23.543	1:43.080	318.2	7:51:30.656
53	1	3:43.636	34.824	1:23.900	1:44.912	323.9	7:55:14.292
54	1	3:49.701 B	36.024	1:24.626	1:49.051	322.0	7:59:03.993
55	3	9:53.468	6:46.230	1:23.654	1:43.584	322.9	8:08:57.461
56	3	4:21.386	35.862	1:23.401	2:22.123	323.9	8:13:18.847
57	3	4:36.693	33.676	1:22.101	2:40.916	325.8	8:17:55.540
58	3	4:47.085	34.354	1:22.218	2:50.513	324.9	8:22:42.625
59	3	3:36.470	33.676	1:22.092	1:40.702	326.8	8:26:19.095
60	3	3:34.690	33.645	1:21.595	1:39.450	325.8	8:29:53.785
61	3	3:33.690	33.822	1:21.394	1:38.474	325.8	8:33:27.475
62	3	3:42.040 B	33.672	1:22.652	1:45.716	328.8	8:37:09.515
63	4	5:51.794	2:38.583	1:27.907	1:45.304	294.8	8:43:01.309
64	4	6:02.416 B	47.050	2:40.034	2:35.332	80.0	8:49:03.725

24 CEFC MANOR TRS RACING — Oreca 07 - Gibson, LMP2
1.Tor GRAVES 3.Jean-Eric VERGNE 2.Jonathan HIRSCHI

Lap	D	Time	Sector 1	Sector 2	Sector 3	T. Spd	Elapsed
1	3	5:20.077 B	1:05.831	1:49.779	2:24.467	213.0	5:20.077
2	3	14:38.667 B	...	1:31.969	2:01.399	247.0	19:58.744
3	3	10:33.971 B	7:11.891	1:28.040	1:54.040	270.4	30:32.715
4	3	13:44.903	...	1:28.010	1:44.310	310.0	44:17.618
5	3	3:38.036	33.748	1:22.564	1:41.724	322.0	47:55.654
6	3	4:23.983	1:05.360	1:23.510	1:55.113	319.1	52:19.637
7	3	3:32.858	32.859	1:21.511	1:38.488	326.8	55:52.495
8	3	3:44.955	33.626	1:27.500	1:43.829	300.5	59:37.450
9	3	4:25.296	54.244	1:50.279	1:40.773	291.6	1:04:02.746
10	3	3:38.489	33.459	1:23.706	1:41.324	321.0	1:07:41.235
11	3	3:43.950 B	33.299	1:21.479	1:49.172	324.9	1:11:25.185
12	2	8:50.698	5:40.639	1:26.128	1:43.931	309.1	1:20:15.883
13	2	3:42.633	34.462	1:23.679	1:44.492	317.2	1:23:58.516
14	2	4:58.944	1:04.977	2:06.013	1:47.954	322.9	1:28:57.460
15	2	3:36.605	33.672	1:22.400	1:40.533	318.2	1:32:34.065
16	2	3:48.185 B	33.365	1:21.760	1:53.060	322.9	1:36:22.250
17	1	8:59.007	5:38.170	1:31.170	1:49.667	297.2	1:45:21.257
18	1	3:47.577	36.936	1:26.406	1:44.235	302.2	1:49:08.834
19	1	3:41.220	34.874	1:24.657	1:41.689	324.9	1:52:50.054
20	1	3:40.703	34.310	1:24.810	1:41.583	311.8	1:56:30.757
21	1	3:38.305	33.840	1:22.715	1:41.750	325.8	2:00:09.062
22	1	3:39.839	34.037	1:22.596	1:43.206	323.9	2:03:48.901
23	1	3:37.669	34.016	1:23.411	1:40.242	323.9	2:07:26.570
24	1	3:35.066	33.964	1:22.250	1:38.852	319.1	2:11:01.636
25	1	3:41.882	37.547	1:22.324	1:42.011	321.0	2:14:43.518
26	1	4:24.502 B	34.294	1:23.654	2:26.554	310.0	2:19:08.020
27	2	18:21.222	...	1:33.144	1:43.964	262.6	2:37:29.242
28	2	3:37.889	33.695	1:22.554	1:41.640	322.9	2:41:07.131
29	2	3:36.767	34.104	1:22.532	1:40.131	321.0	2:44:43.898
30	2	3:36.128	33.627	1:23.184	1:39.317	322.9	2:48:20.026
31	2	3:35.208	33.532	1:22.048	1:39.628	323.9	2:51:55.234
32	2	3:36.654	34.462	1:22.664	1:39.528	321.0	2:55:31.888
33	2	3:35.502	33.764	1:22.629	1:39.109	299.7	2:59:07.390
34	2	3:44.122 B	35.171	1:22.401	1:46.550	294.0	3:02:51.512
35	2	:21:18.375	...	1:25.446	1:40.313	301.3	5:24:09.887
36	2	3:32.717	33.282	1:21.526	1:37.909	321.0	5:27:42.604
37	2	3:33.468	33.344	1:21.785	1:38.339	313.6	5:31:16.072
38	2	3:32.195	33.315	1:21.232	1:37.648	323.9	5:34:48.267
39	2	3:36.091	33.456	1:22.940	1:39.695	319.1	5:38:24.358
40	2	3:35.356	33.704	1:23.267	1:38.385	311.8	5:41:59.714
41	2	3:36.481	33.512	1:21.424	1:41.545	322.9	5:45:36.195
42	2	3:34.195	33.247	1:21.302	1:39.646	323.9	5:49:10.390
43	2	3:36.819	34.815	1:21.919	1:40.085	294.8	5:52:47.209
44	2	3:44.692 B	34.283	1:23.007	1:47.402	322.9	5:56:31.901
45	3	10:25.970 B	2:22.961	3:28.700	4:34.309	174.5	6:06:57.871
46	3	8:33.300	5:20.659	1:27.477	1:45.164	278.1	6:15:31.171
47	3	3:34.668	33.441	1:22.213	1:39.014	298.0	6:19:05.839
48	3	3:40.384	33.309	1:21.880	1:45.195	312.7	6:22:46.223
49	3	3:33.138	33.672	1:21.722	1:37.744	312.7	6:26:19.361
50	3	3:33.203	33.363	1:21.834	1:38.006	309.1	6:29:52.564
51	3	4:19.487	33.721	1:38.977	2:06.789	309.1	6:34:12.051
52	3	5:57.698	38.097	2:52.260	2:27.341	122.0	6:40:09.749
53	3	3:36.136	33.760	1:22.246	1:40.130	306.5	6:43:45.885
54	3	3:35.314	33.177	1:21.168	1:40.969	303.0	6:47:21.199
55	3	3:35.655	33.636	1:23.097	1:38.922	290.0	6:50:56.854
56	3	3:44.504 B	33.812	1:24.538	1:46.154	265.1	6:54:41.358
57	1	6:25.044	3:11.537	1:31.092	1:42.415	316.3	7:01:06.402
58	1	3:43.842	34.480	1:25.707	1:43.655	324.9	7:04:50.244
59	1	3:44.233	34.647	1:22.521	1:47.065	325.8	7:08:34.477
60	1	4:39.503	36.567	2:12.023	1:50.913	322.9	7:13:13.980
61	1	3:41.483	34.293	1:22.770	1:44.420	322.0	7:16:55.463
62	1	3:42.370	36.515	1:24.394	1:41.461	320.1	7:20:37.833
63	1	3:38.429	34.426	1:23.677	1:40.326	323.9	7:24:16.262
64	1	3:36.484	34.083	1:22.413	1:39.988	324.9	7:27:52.746
65	1	3:37.830	34.900	1:22.538	1:40.392	327.8	7:31:30.576
66	1	3:42.626 B	33.690	1:22.199	1:46.737	327.8	7:35:13.202
67	2	5:53.651	2:47.275	1:25.451	1:40.925	268.4	7:41:06.853
68	2	3:37.279	33.529	1:21.817	1:41.933	322.9	7:44:44.132
69	2	3:34.419	33.573	1:22.180	1:38.666	322.9	7:48:18.551
70	2	3:36.396	34.396	1:22.362	1:39.638	324.9	7:51:54.947
71	2	3:34.967	33.812	1:22.688	1:38.467	327.8	7:55:29.914
72	2	3:33.900	33.493	1:22.330	1:38.077	321.0	7:59:03.814
73	2	3:33.606	33.417	1:21.118	1:39.071	326.8	8:02:37.420
74	2	3:33.380	33.550	1:21.603	1:38.227	324.9	8:06:10.800
75	2	3:36.900	33.733	1:23.111	1:40.056	281.7	8:09:47.700
76	2	4:32.610 B	34.503	1:23.696	2:34.411	269.1	8:14:20.310
77	3	20:13.264	...	1:24.194	1:41.021	318.2	8:34:33.574
78	3	3:28.844	32.582	1:20.128	1:36.134	323.9	8:38:02.418
79	3	4:39.084	37.447	1:40.831	2:20.806	216.4	8:42:41.502
80	3	4:28.346 B	36.251	2:05.058	1:47.037	78.3	8:47:09.848

25 CEFC MANOR TRS RACING — Oreca 07 - Gibson, LMP2
1.Roberto GONZALEZ 3.Vitaly PETROV 2.Simon TRUMMER

Lap	D	Time	Sector 1	Sector 2	Sector 3	T. Spd	Elapsed
1	1	7:58.279 B	4:03.520	1:42.141	2:12.618	224.4	7:58.279
2	1	12:08.816	8:41.900	1:33.807	1:53.109	247.0	20:07.095
3	1	4:20.548	1:03.617	1:30.904	1:46.027	303.9	24:27.643
4	1	4:13.128	1:01.234	1:28.881	1:43.013	307.3	28:40.771

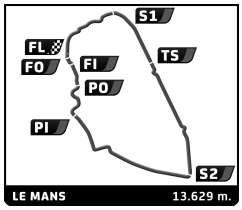

FIA WEC
Official Test 24 Hours of Le Mans
Official Test

Sector Analysis

Personal Best | Session Best | **B** Crossing the finish line in pit lane

Lap	D	Time	Sector 1	Sector 2	Sector 3	T. Spd	Elapsed
5	1	3:40.228	34.520	1:23.829	1:41.879	322.9	32:20.999
6	1	3:41.808	35.892	1:23.344	1:42.572	323.9	36:02.807
7	1	3:37.955	34.230	1:23.353	1:40.372	325.8	39:40.762
8	1	3:36.167	34.875	1:22.020	1:39.272	325.8	43:16.929
9	1	3:36.823	35.110	1:22.117	1:39.596	326.8	46:53.752
10	1	4:12.470	1:00.364	1:23.005	1:49.101	325.8	51:06.222
11	1	4:19.433 B	1:08.623	1:22.600	1:48.210	324.9	55:25.655
12	3	9:26.258	6:14.751	1:25.982	1:45.525	300.5	1:04:51.913
13	3	3:40.996	34.283	1:23.075	1:43.638	323.9	1:08:32.909
14	3	3:40.748	34.854	1:23.118	1:42.776	324.9	1:12:13.657
15	3	3:35.167	33.697	1:22.663	1:38.807	325.8	1:15:48.824
16	3	3:32.758	33.134	1:21.915	1:37.709	324.9	1:19:21.582
17	3	3:48.095 B	33.042	1:23.147	1:51.906	320.1	1:23:09.677
18	3	12:32.172	9:19.882	1:25.233	1:47.057	308.2	1:35:41.849
19	3	3:32.503	33.088	1:21.624	1:37.791	327.8	1:39:14.352
20	3	3:30.786	33.048	1:20.795	1:36.943	328.8	1:42:45.138
21	3	3:40.382 B	33.126	1:22.232	1:45.024	326.8	1:46:25.520
22	2	6:59.908	3:48.892	1:26.359	1:44.657	320.1	1:53:25.428
23	2	3:40.424	36.932	1:23.026	1:40.466	326.8	1:57:05.852
24	2	3:36.180	33.887	1:22.754	1:39.539	327.8	2:00:42.032
25	2	3:37.041	34.377	1:21.874	1:40.790	325.8	2:04:19.073
26	2	3:38.534	33.593	1:23.420	1:41.521	327.8	2:07:57.607
27	2	3:45.220 B	34.851	1:21.899	1:48.470	324.9	2:11:42.827
28	2	8:18.764	5:13.656	1:23.102	1:42.006	323.9	2:20:01.591
29	2	3:47.287	34.059	1:22.780	1:50.448	330.8	2:23:48.878
30	2	3:35.040	34.387	1:21.621	1:39.032	329.8	2:27:23.918
31	2	3:42.471 B	33.789	1:21.564	1:47.118	327.8	2:31:06.389
32	2	12:40.108	9:29.455	1:26.388	1:44.265	309.1	2:43:46.497
33	2	3:33.433	33.389	1:21.312	1:38.732	326.8	2:47:19.930
34	2	3:39.279	33.731	1:20.972	1:44.576	328.8	2:50:59.209
35	2	3:52.408 B	36.323	1:23.917	1:52.168	325.8	2:54:51.617
36	1	7:15.917 B	3:36.753	1:24.925	2:14.239	321.0	3:02:07.534
37	1	9:11.615	6:00.069	1:29.052	1:42.494	290.0	3:11:19.149
38	1	3:37.000	33.905	1:23.018	1:40.077	322.0	3:14:56.149
39	1	3:35.092	33.391	1:22.422	1:39.279	328.8	3:18:31.241
40	1	3:33.927	33.228	1:21.171	1:39.528	327.8	3:22:05.168
41	1	3:51.136	35.785	1:25.467	1:49.884	280.3	3:25:56.304
42	1	4:07.887	1:05.115	1:21.916	1:40.856	326.8	3:30:04.191
43	1	3:37.243	35.016	1:21.807	1:40.420	326.8	3:33:41.434
44	1	3:42.376 B	34.052	1:21.636	1:46.688	331.8	3:37:23.810
45	3	6:34.272	3:27.336	1:24.584	1:42.352	310.9	3:43:58.082
46	3	3:34.855	33.654	1:21.501	1:39.700	326.8	3:47:32.937
47	3	3:48.565 B	33.121	1:22.404	1:53.040	324.9	3:51:21.502
48	2	6:03.365	2:51.578	1:26.105	1:45.682	285.4	3:57:24.867
49	2	3:32.601	33.531	1:21.443	1:37.627	326.8	4:00:57.468
50	2	:55:17.100	35.959	1:28.962	...	272.5	5:56:14.568
51	2	4:14.395 B	33.357	1:21.417	2:19.621	324.9	6:00:28.963
52	2	15:20.650	...	1:28.648	1:48.304	277.4	6:15:49.613
53	2	3:33.281	33.604	1:21.874	1:37.803	326.8	6:19:22.894
54	2	3:32.808	33.795	1:21.269	1:37.744	326.8	6:22:55.702
55	2	3:32.492	33.465	1:21.458	1:37.569	327.8	6:26:28.194
56	2	3:33.835	33.964	1:21.397	1:38.474	326.8	6:30:02.029
57	2	6:32.302	33.959	2:20.609	3:37.734	303.0	6:36:34.331
58	2	4:51.987	1:02.561	2:09.509	1:39.917	160.3	6:41:26.318
59	2	3:32.270	33.409	1:20.897	1:37.964	327.8	6:44:58.588
60	2	3:31.161	33.148	1:20.623	1:37.390	328.8	6:48:29.749
61	2	3:41.986 B	33.316	1:21.435	1:47.235	330.8	6:52:11.735
62	3	5:33.051	2:30.186	1:23.504	1:39.361	322.9	6:57:44.786
63	3	3:37.183	33.971	1:22.930	1:40.282	312.7	7:01:21.969
64	3	3:33.783	33.595	1:21.992	1:38.196	322.9	7:04:55.752
65	3	3:35.809	33.839	1:22.195	1:39.775	323.9	7:08:31.561
66	3	4:33.714	37.871	2:10.114	1:45.729	322.0	7:13:05.275
67	3	3:31.379	33.198	1:21.316	1:36.865	324.9	7:16:36.654
68	3	3:34.121	33.141	1:20.708	1:40.272	325.8	7:20:10.775
69	3	3:30.570	32.968	1:20.338	1:37.264	327.8	7:23:41.345
70	3	3:35.422	34.308	1:21.696	1:39.418	325.8	7:27:16.767
71	3	3:39.408 B	32.795	1:22.277	1:44.336	326.8	7:30:56.175
72	1	32:02.340	...	1:27.188	1:41.468	286.9	8:02:58.515
73	1	3:34.747	33.679	1:21.617	1:39.451	327.8	8:06:33.262
74	1	3:38.353	34.436	1:23.977	1:39.940	328.8	8:10:11.615
75	1	4:23.715	34.067	1:21.974	2:27.674	327.8	8:14:35.330
76	1	5:48.297	34.074	1:36.575	3:37.648	276.7	8:20:23.627
77	1	4:21.815	33.982	1:22.530	2:25.303	286.9	8:24:45.442
78	1	3:36.840	35.968	1:21.662	1:39.210	325.8	8:28:22.282
79	1	3:34.636	34.109	1:21.478	1:39.049	326.8	8:31:56.918
80	1	3:34.923	33.564	1:21.460	1:39.899	329.8	8:35:31.841
81	1	3:41.545 B	34.002	1:20.889	1:46.654	329.8	8:39:13.386

26 **G-Drive Racing** — Oreca 07 - Gibson, LMP2
1.Roman RUSINOV, 2.Pierre THIRIET, 3.Alex LYNN, 4.Laurens VANTHOOR

Lap	D	Time	Sector 1	Sector 2	Sector 3	T. Spd	Elapsed
1	3	6:13.114	2:54.895	1:29.128	1:49.091	262.6	6:13.114
2	3	3:43.564	34.589	1:25.420	1:43.555	322.0	9:56.678
3	3	3:40.361	34.100	1:23.148	1:43.113	323.9	13:37.039
4	3	3:42.958	35.596	1:23.387	1:43.975	329.8	17:19.997
5	3	3:50.326 B	36.532	1:23.228	1:50.566	325.8	21:10.323
6	3	10:02.716	6:58.275	1:24.040	1:40.401	322.9	31:13.039
7	3	3:33.592	33.235	1:21.873	1:38.484	324.9	34:46.631
8	3	3:38.135	33.894	1:22.832	1:41.409	327.8	38:24.766
9	3	3:33.890	33.064	1:21.596	1:39.230	328.8	41:58.656
10	3	3:36.688	33.015	1:22.501	1:41.172	330.8	45:35.344
11	3	3:33.424	33.105	1:21.277	1:39.042	327.8	49:08.768
12	3	4:06.452	1:03.696	1:22.515	1:40.241	298.0	53:15.220
13	3	3:31.405	32.982	1:21.120	1:37.303	327.8	56:46.625
14	3	5:20.382 B	37.787	2:38.434	2:04.161	78.8	1:02:07.007
15	2	13:06.854	9:55.448	1:26.128	1:45.278	307.3	1:15:13.861
16	2	3:38.001	34.730	1:23.064	1:40.207	320.1	1:18:51.862
17	2	3:40.327	33.780	1:22.357	1:44.190	327.8	1:22:32.189
18	2	5:01.086	1:04.696	2:08.299	1:48.091	325.8	1:27:33.275
19	2	3:36.340	35.326	1:22.615	1:38.399	321.0	1:31:09.615
20	2	3:36.642	33.700	1:21.423	1:41.519	327.8	1:34:46.257
21	2	3:40.262	38.449	1:22.815	1:38.998	327.8	1:38:26.519
22	2	3:35.718	34.649	1:22.139	1:38.930	328.8	1:42:02.237
23	2	3:35.091	33.741	1:22.171	1:39.179	323.9	1:45:37.328
24	2	3:46.525 B	34.341	1:23.735	1:48.449	322.9	1:49:23.853
25	2	12:29.888	9:23.223	1:24.831	1:41.834	290.8	2:01:53.741
26	2	3:36.263	34.241	1:22.775	1:39.247	324.9	2:05:30.004
27	2	3:40.523	34.840	1:22.359	1:43.324	325.8	2:09:10.527
28	2	3:41.730	36.370	1:25.758	1:39.602	322.0	2:12:52.257
29	2	3:37.459	34.229	1:22.264	1:40.966	326.8	2:16:29.716
30	2	3:37.239	34.599	1:22.989	1:39.651	317.2	2:20:06.955
31	2	3:38.694	34.033	1:23.624	1:41.037	326.8	2:23:45.649
32	2	3:35.608	34.854	1:21.941	1:38.813	324.9	2:27:21.257
33	1	36:58.817	34.996	...	1:41.576	192.1	3:04:20.074

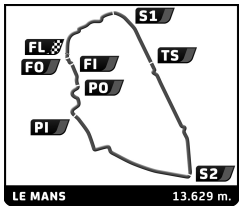

FIA WEC
Official Test 24 Hours of Le Mans
Official Test

Sector Analysis

Personal Best | Session Best | **B** Crossing the finish line in pit lane

Lap	D	Time	Sector 1	Sector 2	Sector 3	T. Spd	Elapsed
34	1	3:32.702	33.365	1:21.556	1:37.781	328.8	3:07:52.776
35	1	3:35.277	33.757	1:21.612	1:39.908	328.8	3:11:28.053
36	1	3:32.881	33.254	1:21.373	1:38.254	327.8	3:15:00.934
37	1	3:33.207	33.156	1:21.197	1:38.854	327.8	3:18:34.141
38	1	3:31.794	33.407	1:20.989	1:37.398	327.8	3:22:05.935
39	1	3:36.077	33.865	1:21.543	1:40.669	329.8	3:25:42.012
40	1	4:14.137	1:11.689	1:22.340	1:40.108	323.9	3:29:56.149
41	1	3:31.535	33.337	1:21.671	1:36.527	325.8	3:33:27.684
42	1	3:40.887 B	33.656	1:21.380	1:45.851	327.8	3:37:08.571
43	1	5:52.485	2:50.263	1:23.094	1:39.128	331.8	3:43:01.056
44	1	3:34.149	33.395	1:21.019	1:39.735	328.8	3:46:35.205
45	1	3:32.887	32.999	1:22.363	1:37.525	329.8	3:50:08.092
46	1	3:32.515	33.252	1:22.048	1:37.215	303.0	3:53:40.607
47	1	3:32.510	33.077	1:20.925	1:38.508	329.8	3:57:13.117
48	1	3:34.696	34.577	1:21.637	1:38.482	323.9	4:00:47.813
49	4	:05:54.360	33.302	1:23.063	...	326.8	5:06:42.173
50	4	3:34.438	34.529	1:22.436	1:37.473	326.8	5:10:16.611
51	4	3:33.834	33.265	1:20.991	1:39.578	325.8	5:13:50.445
52	4	3:30.414	33.093	1:20.853	1:36.468	323.9	5:17:20.859
53	4	3:44.175 B	33.181	1:21.910	1:49.084	323.9	5:21:05.034
54	4	8:37.527	5:33.347	1:22.934	1:41.246	312.7	5:29:42.561
55	4	3:30.320	32.612	1:20.169	1:37.539	327.8	5:33:12.881
56	4	3:48.782	33.284	1:31.249	1:44.249	330.8	5:37:01.663
57	4	3:29.585	32.636	1:20.251	1:36.698	328.8	5:40:31.248
58	4	3:32.126	33.078	1:21.542	1:37.506	328.8	5:44:03.374
59	4	3:31.934	33.749	1:21.521	1:36.664	327.8	5:47:35.308
60	4	3:31.048	32.844	1:20.318	1:37.886	326.8	5:51:06.356
61	4	3:30.401	33.130	1:21.332	1:35.939	330.8	5:54:36.757
62	4	3:31.372	33.453	1:20.083	1:37.836	327.8	5:58:08.129
63	4	8:16.463 B	39.340	3:05.492	4:31.631	210.9	6:06:24.592
64	3	11:38.260	8:36.327	1:22.714	1:39.219	326.8	6:18:02.852
65	3	3:34.354	33.551	1:23.018	1:37.785	326.8	6:21:37.206
66	3	3:36.665	33.446	1:21.283	1:41.936	328.8	6:25:13.871
67	3	3:37.511	35.030	1:23.196	1:39.285	327.8	6:28:51.382
68	3	4:23.027 B	33.147	1:21.434	2:28.446	326.8	6:33:14.409
69	3	11:59.685	8:55.860	1:24.138	1:39.687	323.9	6:45:14.094
70	3	3:29.113	32.754	1:20.353	1:36.006	327.8	6:48:43.207
71	3	3:32.756	33.126	1:21.017	1:38.613	328.8	6:52:15.963
72	3	3:33.397	33.019	1:21.055	1:39.323	329.8	6:55:49.360
73	3	3:45.641 B	33.211	1:24.260	1:48.170	328.8	6:59:35.001
74	2	33:28.692	...	1:23.484	1:39.703	318.2	7:33:03.693
75	2	3:33.686	33.782	1:21.792	1:38.112	323.9	7:36:37.379
76	2	3:33.153	33.552	1:21.338	1:38.263	326.8	7:40:10.532
77	2	3:35.463	33.309	1:21.716	1:40.438	325.8	7:43:45.995
78	2	3:36.724	33.562	1:21.773	1:41.389	326.8	7:47:22.719
79	2	3:40.550	33.376	1:22.006	1:45.168	326.8	7:51:03.269
80	2	3:31.934	33.755	1:21.134	1:37.045	327.8	7:54:35.203
81	2	3:33.273	33.190	1:21.373	1:38.710	327.8	7:58:08.476
82	2	3:32.267	33.772	1:21.627	1:36.868	326.8	8:01:40.743
83	2	3:39.208 B	33.845	1:20.810	1:44.553	326.8	8:05:19.951
84	1	7:57.413	4:10.879	1:22.212	2:24.322	322.9	8:13:17.364
85	1	4:32.387	33.201	1:20.511	2:38.675	330.8	8:17:49.751
86	1	4:47.365	32.940	1:20.977	2:53.448	327.8	8:22:37.116
87	1	3:30.500	33.109	1:20.746	1:36.645	329.8	8:26:07.616
88	1	3:34.095	33.142	1:21.505	1:39.448	325.8	8:29:41.711
89	1	3:35.720	35.990	1:21.075	1:38.655	327.8	8:33:17.431
90	1	3:32.760	33.995	1:21.979	1:36.786	328.8	8:36:50.191
91	1	3:42.889	33.036	1:22.505	1:47.348	327.8	8:40:33.080
92	1	3:50.853 B	38.136	1:29.433	1:43.284	313.6	8:44:23.933
93	3	11:16.830 B	2:24.790	4:17.303	4:34.737	78.8	8:55:40.763

27 SMP Racing — Dallara P217 - Gibson — LMP2
1.Maurizio MEDIANI 2.Sergey SIROTKIN 3.Victor SHAITAR

Lap	D	Time	Sector 1	Sector 2	Sector 3	T. Spd	Elapsed
1	2	29:37.154 B	...	1:33.912	1:59.265	252.8	29:37.154
2	2	20:11.346	...	1:29.405	1:53.594	293.2	49:48.500
3	2	4:12.377	1:06.704	1:23.824	1:41.849	331.8	54:00.877
4	2	3:50.121	35.722	1:22.535	1:51.864	333.9	57:50.998
5	2	5:04.224	43.190	2:39.544	1:41.490	79.4	1:02:55.222
6	2	3:35.592	34.207	1:22.044	1:39.341	336.0	1:06:30.814
7	2	3:36.585	33.647	1:22.384	1:40.554	339.1	1:10:07.399
8	2	3:35.500	34.180	1:22.383	1:38.937	337.0	1:13:42.899
9	2	3:47.680 B	34.295	1:23.770	1:49.615	336.0	1:17:30.579
10	2	34:57.365	...	1:24.349	1:40.418	311.8	1:52:27.944
11	2	3:36.680	34.933	1:21.331	1:40.416	338.1	1:56:04.624
12	2	3:36.041	34.921	1:21.212	1:39.908	339.1	1:59:40.665
13	2	3:34.325	34.550	1:21.454	1:38.321	334.9	2:03:14.990
14	2	3:46.965 B	33.889	1:21.013	1:52.063	337.0	2:07:01.955
15	3	:37:52.568	...	1:25.386	1:43.718	309.1	3:44:54.523
16	3	3:39.873	36.102	1:22.538	1:41.233	334.9	3:48:34.396
17	3	3:39.836	35.037	1:23.736	1:41.063	334.9	3:52:14.232
18	3	3:37.603	34.512	1:22.176	1:40.915	322.9	3:55:51.835
19	3	4:07.817 B	34.698	1:28.252	2:04.867	337.0	3:59:59.652
20	3	:29:32.058	...	1:24.900	1:40.999	263.2	5:29:31.710
21	3	3:37.728	34.359	1:21.873	1:41.496	337.0	5:33:09.438
22	3	3:37.460	35.178	1:21.561	1:40.721	336.0	5:36:46.898
23	3	3:37.132	34.828	1:21.780	1:40.524	338.1	5:40:24.030
24	3	3:37.742	34.809	1:21.972	1:40.961	336.0	5:44:01.772
25	3	3:37.890	34.714	1:22.465	1:40.711	332.9	5:47:39.662
26	3	3:35.336	34.395	1:21.269	1:39.672	336.0	5:51:14.998
27	3	3:55.411 B	34.601	1:24.334	1:56.476	336.0	5:55:10.409
28	3	:22:40.834	...	1:24.979	1:40.955	298.0	7:17:51.243
29	3	3:36.566	34.443	1:21.680	1:40.443	337.0	7:21:27.809
30	3	3:43.754	34.328	1:26.307	1:43.119	337.0	7:25:11.563
31	3	3:39.259	34.123	1:21.483	1:43.653	334.9	7:28:50.822
32	3	3:34.945	34.129	1:21.050	1:39.766	336.0	7:32:25.767
33	3	3:37.944	34.282	1:21.337	1:42.325	339.1	7:36:03.711
34	3	3:45.820 B	34.970	1:20.997	1:49.853	336.0	7:39:49.531
35	3	17:14.704	...	1:22.220	1:38.658	330.8	7:57:04.235
36	3	3:33.787	33.747	1:20.940	1:39.100	338.1	8:00:38.022
37	3	3:36.043	34.680	1:21.471	1:39.892	339.1	8:04:14.065
38	3	3:34.698	34.045	1:21.036	1:39.617	339.1	8:07:48.763
39	3	4:44.142 B	40.616	1:28.631	2:34.895	250.4	8:12:32.905
40	1	13:00.949	9:33.456	1:39.692	1:47.801	298.8	8:25:33.854
41	1	3:43.009	36.028	1:24.665	1:42.316	281.0	8:29:16.863
42	1	3:44.661	34.911	1:24.650	1:45.100	330.8	8:33:01.524
43	1	3:38.323	34.460	1:22.726	1:41.137	334.9	8:36:39.847
44	1	3:37.219	34.337	1:22.455	1:40.427	336.0	8:40:17.066
45	1	4:25.921	51.792	1:51.804	1:42.325	297.2	8:44:42.987
46	1	9:44.112 B	52.047	4:18.702	4:33.363	79.5	8:54:27.099

28 TDS Racing — Oreca 07 - Gibson — LMP2
1.François PERRODO 2.Matthieu VAXIVIERE 3.Emmanuel COLLARD 4.Nicky CATSBURG

Lap	D	Time	Sector 1	Sector 2	Sector 3	T. Spd	Elapsed
1	2	10:33.148	7:15.203	1:29.642	1:48.303	280.3	10:33.148

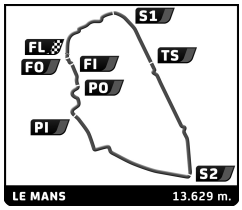

FIA WEC
Official Test 24 Hours of Le Mans
Official Test

Sector Analysis

Personal Best | Session Best | **B** Crossing the finish line in pit lane

Lap	D	Time	Sector 1	Sector 2	Sector 3	T. Spd	Elapsed
2	2	3:41.969	34.484	1:25.530	1:41.955	251.6	14:15.117
3	2	3:44.367	33.802	1:24.659	1:45.906	321.0	17:59.484
4	2	3:52.862	40.410	1:27.823	1:44.629	281.7	21:52.346
5	2	4:23.836 B	1:03.134	1:25.938	1:54.764	319.1	26:16.182
6	2	10:56.597	7:48.062	1:25.799	1:42.736	316.3	37:12.779
7	2	3:50.402 B	33.101	1:22.124	1:55.177	319.1	41:03.181
8	2	58:17.851	...	1:26.180	1:41.855	322.0	1:39:21.032
9	2	3:34.962	34.053	1:21.474	1:39.435	329.8	1:42:55.994
10	2	3:34.971	33.293	1:21.239	1:40.439	327.8	1:46:30.965
11	2	3:50.941 B	35.878	1:24.147	1:50.916	330.8	1:50:21.906
12	4	7:07.974	3:53.540	1:27.186	1:47.248	294.0	1:57:29.880
13	4	3:40.618	34.927	1:24.153	1:41.538	315.4	2:01:10.498
14	4	3:38.846	33.987	1:24.101	1:40.758	281.7	2:04:49.344
15	4	3:38.901	33.632	1:23.163	1:42.106	326.8	2:08:28.245
16	4	3:34.898	33.583	1:22.082	1:39.233	328.8	2:12:03.143
17	4	3:37.075	34.716	1:23.368	1:38.991	326.8	2:15:40.218
18	4	3:33.759	33.262	1:21.448	1:39.049	326.8	2:19:13.977
19	4	3:34.072	33.326	1:21.677	1:39.069	328.8	2:22:48.049
20	4	3:31.710	33.185	1:20.854	1:37.671	327.8	2:26:19.759
21	4	3:51.951 B	34.049	1:22.945	1:54.957	319.1	2:30:11.710
22	1	21:45.798	...	1:28.313	1:48.570	316.3	2:51:57.508
23	1	3:51.785	37.375	1:27.219	1:47.191	295.6	2:55:49.293
24	1	3:44.169	35.406	1:25.773	1:42.990	325.8	2:59:33.462
25	1	3:42.834	35.914	1:24.330	1:42.590	327.8	3:03:16.296
26	1	3:47.502	36.230	1:24.322	1:46.950	325.8	3:07:03.798
27	1	3:46.116	36.794	1:23.891	1:45.431	326.8	3:10:49.914
28	1	3:42.833	36.309	1:24.094	1:42.430	326.8	3:14:32.747
29	1	3:40.034	35.217	1:23.503	1:41.314	326.8	3:18:12.781
30	1	3:39.618	34.811	1:23.310	1:41.497	328.8	3:21:52.399
31	1	3:47.817 B	34.562	1:24.753	1:48.502	326.8	3:25:40.216
32	3	11:20.462	8:09.641	1:25.800	1:45.021	321.0	3:37:00.678
33	3	3:39.690	35.857	1:23.174	1:40.659	323.9	3:40:40.368
34	3	3:36.797	34.581	1:22.244	1:39.972	330.8	3:44:17.165
35	3	3:36.171	34.122	1:22.112	1:39.937	325.8	3:47:53.336
36	3	3:37.910	34.052	1:22.364	1:41.494	327.8	3:51:31.246
37	3	3:35.941	33.728	1:22.151	1:40.062	328.8	3:55:07.187
38	3	3:34.238	33.876	1:21.278	1:39.084	326.8	3:58:41.425
39	3	3:44.260 B	34.071	1:22.172	1:48.017	324.9	4:02:25.685
40	2	:21:26.276	...	1:24.576	1:40.669	321.0	5:23:51.961
41	2	3:32.779	33.586	1:21.279	1:37.914	326.8	5:27:24.740
42	2	3:37.203	35.945	1:22.471	1:38.787	327.8	5:31:01.943
43	2	3:36.419	33.331	1:23.325	1:39.763	329.8	5:34:38.362
44	2	3:43.638 B	34.310	1:22.756	1:46.572	329.8	5:38:22.000
45	2	7:12.650	4:07.851	1:23.498	1:41.301	324.9	5:45:34.650
46	2	3:35.451	33.226	1:21.024	1:41.201	325.8	5:49:10.101
47	2	3:36.128	34.511	1:22.012	1:39.605	327.8	5:52:46.229
48	2	3:51.060 B	34.829	1:23.237	1:52.994	325.8	5:56:37.289
49	4	19:03.335	...	1:25.330	1:40.621	284.7	6:15:40.624
50	4	3:34.652	33.831	1:21.724	1:39.097	327.8	6:19:15.276
51	4	3:44.539 B	33.390	1:21.826	1:49.323	325.8	6:22:59.815
52	4	6:34.405	3:31.707	1:22.696	1:40.002	302.2	6:29:34.220
53	4	4:23.301 B	33.140	1:43.386	2:06.775	307.3	6:33:57.521
54	1	11:20.135	8:12.245	1:26.014	1:41.876	294.8	6:45:17.656
55	1	3:41.648	34.563	1:25.356	1:41.729	325.8	6:48:59.304
56	1	3:42.879	34.834	1:24.018	1:44.027	324.9	6:52:42.183
57	1	3:40.495	34.854	1:23.595	1:42.046	325.8	6:56:22.678
58	1	3:45.758	36.726	1:25.201	1:43.831	319.1	7:00:08.436
59	1	3:43.533	35.658	1:23.946	1:43.929	327.8	7:03:51.969
60	1	3:43.135	35.072	1:23.782	1:44.281	320.1	7:07:35.104
61	1	4:34.642	36.435	2:06.614	1:51.593	322.9	7:12:09.746
62	1	3:59.317 B	34.747	1:36.845	1:47.725	325.8	7:16:09.063
63	3	7:02.413	3:52.068	1:25.222	1:45.123	322.9	7:23:11.476
64	3	3:35.923	34.043	1:22.314	1:39.566	323.9	7:26:47.399
65	3	3:36.519	33.947	1:22.288	1:40.284	326.8	7:30:23.918
66	3	3:34.196	33.678	1:21.614	1:38.904	324.9	7:33:58.114
67	3	3:36.502	34.036	1:21.490	1:40.976	324.9	7:37:34.616
68	3	3:33.093	33.703	1:21.158	1:38.232	326.8	7:41:07.709
69	3	3:38.031	33.679	1:21.338	1:43.014	328.8	7:44:45.740
70	3	3:33.934	33.775	1:21.397	1:38.762	326.8	7:48:19.674
71	3	3:37.099	34.388	1:22.352	1:40.359	327.8	7:51:56.773
72	3	3:41.334 B	33.778	1:21.811	1:45.745	329.8	7:55:38.107
73	2	11:51.208	8:46.505	1:23.460	1:41.243	322.0	8:07:29.315
74	2	3:38.266	35.303	1:22.630	1:40.333	325.8	8:11:07.581
75	2	4:25.852 B	33.558	1:21.273	2:31.021	327.8	8:15:33.433
76	2	11:56.310	8:30.966	1:43.999	1:41.345	182.7	8:27:29.743
77	2	3:30.375	33.204	1:20.406	1:36.765	329.8	8:31:00.118
78	2	3:33.943	33.142	1:20.365	1:40.436	329.8	8:34:34.061
79	2	3:40.200 B	33.604	1:21.548	1:45.048	328.8	8:38:14.261
80	1	6:14.374	2:55.061	1:36.467	1:42.846	267.8	8:44:28.635
81	1	8:39.852 B	38.289	3:25.717	4:35.846	79.6	8:53:08.487

29 **Racing Team Nederland** — Dallara P217 - Gibson — LMP2
1.Jan LAMMERS 2.Frits VAN EERD 3.Rubens BARRICHELLO

Lap	D	Time	Sector 1	Sector 2	Sector 3	T. Spd	Elapsed
1	1	4:34.916	59.393	1:39.986	1:55.537	229.7	4:34.916
2	1	3:55.249	38.126	1:28.209	1:48.914	250.4	8:30.165
3	1	4:03.805 B	39.477	1:28.268	1:56.060	246.4	12:33.970
4	3	8:07.044	4:39.756	1:33.448	1:53.840	242.0	20:41.014
5	3	4:25.451 B	1:01.769	1:28.119	1:55.563	306.5	25:06.465
6	2	7:08.215	3:52.202	1:27.388	1:48.625	283.2	32:14.680
7	2	4:00.525 B	37.559	1:25.663	1:57.303	286.9	36:15.205
8	1	6:58.782	3:51.649	1:24.492	1:42.641	285.4	43:13.987
9	1	3:38.797	34.620	1:22.416	1:41.761	333.9	46:52.784
10	1	4:06.043	53.912	1:23.143	1:48.988	333.9	50:58.827
11	1	4:09.101	1:02.284	1:22.067	1:44.750	336.0	55:07.928
12	1	3:44.654	34.372	1:21.178	1:49.104	338.1	58:52.582
13	1	5:02.860 B	40.546	2:31.673	1:50.641	79.4	1:03:55.442
14	3	7:25.864	4:12.380	1:25.267	1:48.217	262.6	1:11:21.306
15	3	3:39.733	35.041	1:22.584	1:42.108	333.9	1:15:01.039
16	3	3:40.324	34.328	1:22.060	1:43.936	337.0	1:18:41.363
17	3	4:04.058 B	34.895	1:30.079	1:59.084	329.8	1:22:45.421
18	3	7:52.446	3:47.379	2:14.342	1:50.725	270.4	1:30:37.867
19	3	3:42.776	34.531	1:22.730	1:45.515	336.0	1:34:20.643
20	3	3:41.668	36.822	1:23.347	1:41.499	337.0	1:38:02.311
21	3	3:48.952 B	34.487	1:24.510	1:49.955	339.1	1:41:51.263
22	2	6:41.029	3:28.652	1:24.790	1:47.587	322.0	1:48:32.292
23	2	3:48.028	36.557	1:24.358	1:47.113	286.9	1:52:20.320
24	2	3:47.089	37.651	1:23.937	1:45.501	334.9	1:56:07.409
25	2	3:46.659	36.434	1:24.519	1:45.706	331.8	1:59:54.068
26	2	3:46.436	36.301	1:23.902	1:46.233	331.8	2:03:40.504
27	2	3:51.566 B	36.457	1:23.724	1:51.385	329.8	2:07:32.070
28	3	7:23.380	4:11.156	1:28.275	1:43.949	251.0	2:14:55.450
29	3	3:39.524	36.474	1:22.199	1:40.851	336.0	2:18:34.974
30	3	3:37.435	34.862	1:22.284	1:40.289	332.9	2:22:12.409

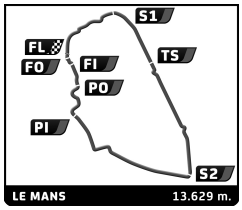

FIA WEC
Official Test 24 Hours of Le Mans
Official Test

Sector Analysis

Personal Best | Session Best | **B** Crossing the finish line in pit lane

Lap	D	Time	Sector 1	Sector 2	Sector 3	T. Spd	Elapsed
31	3	4:05.276 B	34.540	1:22.658	2:08.078	306.5	2:26:17.685
32	3	9:10.642	6:02.680	1:25.143	1:42.819	327.8	2:35:28.327
33	3	3:36.917	34.044	1:21.851	1:41.022	338.1	2:39:05.244
34	3	3:51.275 B	35.692	1:24.982	1:50.601	286.2	2:42:56.519
35	3	8:12.250	5:06.561	1:23.384	1:42.305	287.7	2:51:08.769
36	3	3:39.796	33.788	1:21.695	1:44.313	336.0	2:54:48.565
37	3	3:37.244	37.104	1:21.452	1:38.688	336.0	2:58:25.809
38	3	3:46.098 B	33.950	1:21.929	1:50.219	338.1	3:02:11.907
39	3	8:01.888	4:55.649	1:22.715	1:43.524	328.8	3:10:13.795
40	3	3:33.669	33.863	1:20.694	1:39.112	340.2	3:13:47.464
41	3	3:51.554 B	35.771	1:23.209	1:52.574	330.8	3:17:39.018
42	2	6:21.658	3:08.382	1:28.153	1:45.123	336.0	3:24:00.676
43	2	8:26.843 B	4:48.456	1:36.047	2:02.340	193.2	3:32:27.519
44	2	7:14.696	4:07.167	1:24.191	1:43.338	332.9	3:39:42.215
45	2	3:44.524	36.177	1:23.451	1:44.896	334.9	3:43:26.739
46	2	3:43.156	35.548	1:23.966	1:43.642	337.0	3:47:09.895
47	2	3:44.508	36.292	1:24.068	1:44.148	337.0	3:50:54.403
48	2	3:49.531	35.860	1:28.491	1:45.180	338.1	3:54:43.934
49	2	3:45.014	35.250	1:22.702	1:47.062	338.1	3:58:28.948
50	2	3:52.614 B	36.062	1:23.651	1:52.901	288.5	4:02:21.562
51	1	:09:22.061	...	1:24.108	1:41.912	324.9	5:11:43.623
52	1	3:37.661	34.315	1:21.954	1:41.392	330.8	5:15:21.284
53	1	4:13.662 B	34.772	1:41.273	1:57.617	332.9	5:19:34.946
54	1	5:40.513	2:33.609	1:25.399	1:41.505	278.1	5:25:15.459
55	1	3:42.498	38.116	1:22.642	1:41.740	337.0	5:28:57.957
56	1	3:51.156 B	36.853	1:22.819	1:51.484	333.9	5:32:49.113
57	1	6:02.568	2:55.576	1:23.936	1:43.056	289.3	5:38:51.681
58	1	3:39.198	34.818	1:22.917	1:41.463	329.8	5:42:30.879
59	1	3:49.799 B	35.443	1:23.027	1:51.329	329.8	5:46:20.678
60	1	8:22.671	5:16.949	1:23.866	1:41.856	329.8	5:54:43.349
61	1	3:39.911	35.440	1:22.910	1:41.561	331.8	5:58:23.260
62	1	8:39.548 B	39.833	3:23.957	4:35.758	177.9	6:07:02.808
63	3	12:45.081	9:31.778	1:29.894	1:43.409	243.1	6:19:47.889
64	3	3:36.255	33.969	1:22.852	1:39.434	331.8	6:23:24.144
65	3	3:33.647	33.753	1:21.090	1:38.804	328.8	6:26:57.791
66	3	3:47.498 B	36.128	1:23.295	1:48.075	333.9	6:30:45.289
67	3	12:56.249	9:47.089	1:24.782	1:44.378	298.0	6:43:41.538
68	3	3:42.547	34.042	1:22.370	1:46.135	336.0	6:47:24.085
69	3	3:44.826 B	34.288	1:21.428	1:49.110	333.9	6:51:08.911
70	2	8:07.603	4:57.748	1:25.001	1:44.854	327.8	6:59:16.514
71	2	3:45.330	35.604	1:24.032	1:45.694	330.8	7:03:01.844
72	2	3:44.520	37.684	1:23.232	1:43.604	332.9	7:06:46.364
73	2	3:45.202	36.160	1:24.667	1:44.375	329.8	7:10:31.566
74	2	4:48.132 B	38.217	2:08.495	2:01.420	327.8	7:15:19.698
75	3	9:15.404	6:08.839	1:23.686	1:42.879	310.9	7:24:35.102
76	3	3:33.304	33.590	1:20.817	1:38.897	333.9	7:28:08.406
77	3	3:38.756	33.606	1:23.499	1:41.651	334.9	7:31:47.162
78	3	3:43.130	36.643	1:24.435	1:42.052	337.0	7:35:30.292
79	3	3:39.456	35.346	1:23.373	1:40.737	336.0	7:39:09.748
80	3	3:35.351	34.056	1:21.320	1:39.975	333.9	7:42:45.099
81	3	3:38.735	36.040	1:21.431	1:41.264	337.0	7:46:23.834
82	3	3:40.656	34.618	1:24.971	1:41.067	333.9	7:50:04.490
83	3	3:47.377 B	35.310	1:22.962	1:49.105	334.9	7:53:51.867
84	2	5:04.537	1:57.277	1:23.437	1:43.823	332.9	7:58:56.404
85	2	3:45.639	35.720	1:23.539	1:46.380	333.9	8:02:42.043
86	2	3:47.761	37.342	1:24.314	1:46.105	313.6	8:06:29.804

31 **Vaillante Rebellion** — Oreca 07 - Gibson
1.Nicolas PROST 3.Bruno SENNA 2.Julien CANAL — LMP2

Lap	D	Time	Sector 1	Sector 2	Sector 3	T. Spd	Elapsed
1	1	10:18.062	7:05.525	1:26.689	1:45.848	315.4	10:18.062
2	1	3:42.461	35.537	1:24.916	1:42.008	321.0	14:00.523
3	1	3:41.614	34.079	1:23.690	1:43.845	324.9	17:42.137
4	1	3:39.499	34.501	1:22.966	1:42.032	324.9	21:21.636
5	1	4:07.097	58.761	1:27.345	1:40.991	316.3	25:28.733
6	1	3:40.102	35.812	1:24.741	1:39.549	302.2	29:08.835
7	1	3:34.818	33.527	1:22.416	1:38.875	322.0	32:43.653
8	1	3:47.129 B	34.099	1:24.358	1:48.672	325.8	36:30.782
9	1	19:51.054	...	1:25.243	1:40.160	292.4	56:21.836
10	1	4:41.133	33.768	2:25.938	1:41.427	78.7	1:01:02.969
11	1	3:37.137	34.406	1:22.115	1:40.616	325.8	1:04:40.106
12	1	3:38.109	33.390	1:21.974	1:42.745	332.9	1:08:18.215
13	1	3:42.616 B	33.494	1:22.156	1:46.966	328.8	1:12:00.831
14	2	34:08.254	...	1:25.104	1:42.973	319.1	1:46:09.085
15	2	3:51.162 B	33.873	1:24.034	1:53.255	324.9	1:50:00.247
16	2	31:56.568	...	1:24.894	1:40.961	313.6	2:21:56.815
17	2	3:35.949	34.174	1:22.107	1:39.668	328.8	2:25:32.764
18	2	3:32.959	33.490	1:21.363	1:38.106	326.8	2:29:05.723
19	2	3:34.562	33.730	1:21.827	1:39.005	325.8	2:32:40.285
20	2	3:37.102	33.613	1:21.399	1:42.090	325.8	2:36:17.387
21	2	3:37.690	34.350	1:22.010	1:41.330	326.8	2:39:55.077
22	2	3:42.466 B	33.590	1:21.539	1:47.337	324.9	2:43:37.543
23	2	8:23.221	5:19.940	1:23.159	1:40.122	322.9	2:52:00.764
24	2	3:39.263	34.602	1:22.754	1:41.907	326.8	2:55:40.027
25	2	3:35.826	34.904	1:22.035	1:38.887	326.8	2:59:15.853
26	2	3:38.355	33.850	1:22.349	1:42.156	322.0	3:02:54.208
27	2	3:34.825	33.592	1:21.299	1:39.934	325.8	3:06:29.033
28	2	3:34.709	33.757	1:21.667	1:39.285	331.8	3:10:03.742
29	2	3:36.471	34.648	1:21.749	1:40.074	326.8	3:13:40.213
30	2	3:36.361	33.950	1:21.528	1:40.883	326.8	3:17:16.574
31	2	3:37.173	34.633	1:23.010	1:39.530	325.8	3:20:53.747
32	2	3:45.140 B	33.838	1:22.896	1:48.406	330.8	3:24:38.887
33	3	14:58.799	...	1:23.763	1:42.208	314.5	3:39:37.686
34	3	3:39.151	34.099	1:22.427	1:42.625	324.9	3:43:16.837
35	3	3:43.837 B	33.883	1:22.388	1:47.566	326.8	3:47:00.674
36	3	4:59.349	1:58.212	1:22.298	1:38.839	324.9	3:52:00.023
37	3	3:36.040	33.551	1:21.300	1:41.189	329.8	3:55:36.063
38	3	3:30.535	33.355	1:20.501	1:36.679	330.8	3:59:06.598
39	3	3:31.278	33.044	1:20.523	1:37.711	326.8	4:02:37.876
40	2	:22:57.422	33.084	1:24.526	...	326.8	5:25:35.298
41	2	3:31.848	33.349	1:21.129	1:37.370	326.8	5:29:07.146
42	2	3:36.145	34.505	1:21.448	1:40.192	327.8	5:32:43.291
43	2	3:30.726	33.091	1:20.512	1:37.123	331.8	5:36:14.017
44	2	3:44.446 B	34.656	1:23.082	1:46.708	331.8	5:39:58.463
45	2	11:27.390	8:26.351	1:22.173	1:38.866	321.0	5:51:25.853
46	2	5:04.810 B	33.205	1:20.322	3:11.283	329.8	5:56:30.663
47	2	10:35.618 B	2:35.138	3:23.739	4:36.741	180.0	6:07:06.281
48	1	11:30.088	8:24.615	1:25.140	1:40.333	317.2	6:18:36.369
49	1	3:36.339	34.096	1:22.045	1:40.198	327.8	6:22:12.708
50	1	3:37.884	33.687	1:22.916	1:41.281	316.3	6:25:50.592
51	1	3:35.744	34.030	1:22.160	1:39.554	323.9	6:29:26.336
52	1	4:12.046 B	33.473	1:29.662	2:08.911	329.8	6:33:38.382
53	1	9:32.867	6:25.748	1:22.965	1:44.154	322.0	6:43:11.249
54	1	3:32.949	33.890	1:21.300	1:37.759	326.8	6:46:44.198

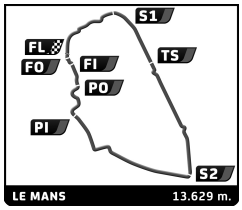

FIA WEC
Official Test 24 Hours of Le Mans
Official Test

Sector Analysis

Personal Best | Session Best | **B** Crossing the finish line in pit lane

Lap	D	Time	Sector 1	Sector 2	Sector 3	T. Spd	Elapsed
55	1	3:34.717	34.521	1:22.699	1:37.497	328.8	6:50:18.915
56	1	3:32.271	33.231	1:20.931	1:38.109	328.8	6:53:51.186
57	1	3:31.744	33.324	1:21.054	1:37.366	327.8	6:57:22.930
58	1	3:44.506 B	34.672	1:23.148	1:46.686	324.9	7:01:07.436
59	1	5:45.907	2:46.321	1:21.918	1:37.668	325.8	7:06:53.343
60	1	3:34.221	33.457	1:21.559	1:39.205	329.8	7:10:27.564
61	1	4:38.452 B	39.146	2:05.601	1:53.705	323.9	7:15:06.016
62	3	5:14.548	2:14.670	1:21.715	1:38.163	324.9	7:20:20.564
63	3	3:33.309	33.282	1:20.777	1:39.250	328.8	7:23:53.873
64	3	3:33.583	33.200	1:20.583	1:39.800	331.8	7:27:27.456
65	3	3:42.021 B	33.392	1:23.565	1:45.064	324.9	7:31:09.477
66	3	7:22.931	4:19.948	1:21.958	1:41.025	325.8	7:38:32.408
67	3	3:34.521	34.127	1:22.514	1:37.880	325.8	7:42:06.929
68	3	3:32.115	34.337	1:20.656	1:37.122	327.8	7:45:39.044
69	3	3:37.318 B	33.278	1:20.805	1:43.235	328.8	7:49:16.362
70	3	5:46.638	2:46.132	1:21.353	1:39.153	329.8	7:55:03.000
71	3	3:31.978	33.615	1:21.777	1:36.586	326.8	7:58:34.978
72	3	3:38.427 B	33.353	1:20.874	1:44.200	330.8	8:02:13.405
73	3	4:30.142	1:27.077	1:22.510	1:40.555	319.1	8:06:43.547
74	3	3:36.476	33.544	1:20.831	1:42.101	329.8	8:10:20.023
75	3	4:23.313 B	32.802	1:20.413	2:30.098	326.8	8:14:43.336
76	2	9:23.155	5:10.892	1:23.732	2:48.531	315.4	8:24:06.491
77	2	3:31.479	33.341	1:20.576	1:37.562	325.8	8:27:37.970
78	2	3:33.125	33.356	1:20.731	1:39.038	330.8	8:31:11.095
79	2	3:33.151	33.393	1:20.637	1:39.121	322.9	8:34:44.246
80	2	3:42.755 B	34.654	1:21.397	1:46.704	327.8	8:38:27.001

32 UNITED AUTOSPORTS
LIGIER JSP217 - Gibson
1.Will OWEN 3.Filipe ALBUQUERQUE 2.Hugo DE SADELEER
LMP2

Lap	D	Time	Sector 1	Sector 2	Sector 3	T. Spd	Elapsed
1	3	4:47.895 B	1:20.406	1:30.662	1:56.827	265.1	4:47.895
2	3	9:37.195	6:18.848	1:29.855	1:48.492	230.2	14:25.090
3	3	3:41.960	34.640	1:24.304	1:43.016	322.0	18:07.050
4	3	3:46.117	36.742	1:25.126	1:44.249	322.0	21:53.167
5	3	4:23.571 B	1:02.902	1:26.710	1:53.959	322.0	26:16.738
6	3	18:28.091	...	1:24.176	1:43.871	320.1	44:44.829
7	3	3:44.807	34.841	1:23.725	1:46.241	322.9	48:29.636
8	3	4:13.480 B	1:04.386	1:22.686	1:46.408	323.9	52:43.116
9	1	13:09.189	9:52.785	1:29.045	1:47.359	309.1	1:05:52.305
10	1	3:44.310	35.685	1:25.449	1:43.176	295.6	1:09:36.615
11	1	3:41.947	34.357	1:23.417	1:44.173	327.8	1:13:18.562
12	1	3:43.975	35.088	1:23.160	1:45.727	324.9	1:17:02.537
13	1	3:50.265 B	36.804	1:23.636	1:49.825	324.9	1:20:52.802
14	2	26:46.385	...	1:29.847	1:50.844	309.1	1:47:39.187
15	2	3:52.062	37.620	1:25.885	1:48.557	322.9	1:51:31.249
16	2	3:47.860	36.598	1:25.516	1:45.746	321.0	1:55:19.109
17	2	3:57.257 B	36.780	1:26.486	1:53.991	320.1	1:59:16.366
18	1	6:32.038	3:23.823	1:25.117	1:43.098	314.5	2:05:48.404
19	1	3:40.930	34.324	1:23.763	1:42.843	324.9	2:09:29.334
20	1	3:44.635	35.299	1:23.946	1:45.390	325.8	2:13:13.969
21	1	3:41.327	34.484	1:22.376	1:44.467	323.9	2:16:55.296
22	1	3:38.767	34.566	1:23.217	1:40.984	326.8	2:20:34.063
23	1	3:41.746	36.491	1:23.792	1:41.463	325.8	2:24:15.809
24	1	3:39.991	34.839	1:22.908	1:42.244	327.8	2:27:55.800
25	1	3:37.913	34.008	1:23.149	1:40.756	322.9	2:31:33.713
26	1	3:40.595	35.301	1:23.044	1:42.250	324.9	2:35:14.308
27	1	3:49.167 B	34.438	1:24.038	1:50.691	325.8	2:39:03.475
28	2	10:35.192	7:26.411	1:25.221	1:43.560	321.0	2:49:38.667
29	2	3:42.317	35.045	1:24.084	1:43.188	323.9	2:53:20.984
30	2	3:41.560	35.402	1:23.590	1:42.568	323.9	2:57:02.544
31	2	3:40.888	34.856	1:23.165	1:42.867	293.2	3:00:43.432
32	2	3:38.431	34.516	1:22.661	1:41.254	325.8	3:04:21.863
33	2	3:39.412	34.723	1:23.527	1:41.162	311.8	3:08:01.275
34	2	3:41.449	34.417	1:22.497	1:44.535	325.8	3:11:42.724
35	2	3:40.193	35.682	1:23.117	1:41.394	323.9	3:15:22.917
36	2	3:45.453	37.045	1:25.406	1:43.002	324.9	3:19:08.370
37	2	3:46.566 B	34.378	1:22.956	1:49.232	323.9	3:22:54.936
38	3	10:43.843	7:40.515	1:23.594	1:39.734	322.9	3:33:38.779
39	3	3:37.175	34.619	1:22.843	1:39.713	324.9	3:37:15.954
40	3	3:33.982	33.821	1:21.887	1:38.274	324.9	3:40:49.936
41	3	3:38.523	35.492	1:22.728	1:40.303	324.9	3:44:28.459
42	3	3:33.581	33.604	1:21.778	1:38.199	325.8	3:48:02.040
43	3	3:44.234 B	33.883	1:23.166	1:47.185	327.8	3:51:46.274
44	3	:27:56.162	...	1:27.830	1:41.378	311.8	5:19:42.436
45	3	3:35.675	33.524	1:23.166	1:38.985	324.9	5:23:18.111
46	3	3:34.967	34.518	1:21.908	1:38.541	322.9	5:26:53.078
47	3	3:43.947 B	33.690	1:22.123	1:48.134	323.9	5:30:37.025
48	3	27:38.443	...	1:24.580	1:40.058	319.1	5:58:15.468
49	3	8:44.221 B	40.066	3:29.342	4:34.813	178.8	6:06:59.689
50	3	8:21.203	4:21.778	2:17.190	1:42.235	257.0	6:15:20.892
51	3	3:40.000	33.700	1:26.019	1:40.281	323.9	6:19:00.892
52	3	3:34.143	33.505	1:21.752	1:38.886	326.8	6:22:35.035
53	3	3:33.484	33.626	1:21.678	1:38.180	328.8	6:26:08.519
54	3	3:44.549 B	34.821	1:22.262	1:47.466	324.9	6:29:53.068
55	3	16:56.171	...	1:23.559	1:39.198	324.9	6:46:49.239
56	3	3:41.161 B	33.589	1:22.930	1:44.642	319.1	6:50:30.400
57	1	8:01.636	4:56.828	1:23.961	1:40.847	322.9	6:58:32.036
58	1	3:37.620	34.446	1:22.640	1:40.534	327.8	7:02:09.656
59	1	3:36.809	34.067	1:22.964	1:39.778	326.8	7:05:46.465
60	1	10:33.041 B	35.110	1:22.167	8:35.764	324.9	7:16:19.506
61	1	13:11.237	...	1:25.230	1:41.491	309.1	7:29:30.743
62	1	3:40.982	34.960	1:24.968	1:41.054	257.0	7:33:11.725
63	1	3:38.224	34.859	1:22.991	1:40.374	318.2	7:36:49.949
64	1	3:38.606	34.736	1:22.358	1:41.512	317.2	7:40:28.555
65	1	3:39.464	34.165	1:22.704	1:42.595	325.8	7:44:08.019
66	1	3:45.145 B	34.245	1:22.586	1:48.314	327.8	7:47:53.164
67	3	8:18.934	5:15.862	1:23.258	1:39.814	327.8	7:56:12.098
68	3	3:32.358	33.471	1:21.380	1:37.507	330.8	7:59:44.456
69	3	3:31.907	33.331	1:21.023	1:37.553	331.8	8:03:16.363
70	3	3:44.697 B	35.174	1:22.969	1:46.554	330.8	8:07:01.060
71	2	19:24.690	...	1:23.742	1:40.862	325.8	8:26:25.750
72	2	3:50.270	35.083	1:22.670	1:52.517	327.8	8:30:16.020
73	2	3:43.767	35.701	1:23.451	1:44.615	330.8	8:33:59.787
74	2	3:36.061	34.444	1:21.780	1:39.837	330.8	8:37:35.848
75	2	4:15.974	33.901	1:22.819	2:19.254	333.9	8:41:51.822
76	2	3:47.356	38.679	1:25.917	1:42.760	322.0	8:45:39.178
77	2	9:43.260 B	43.502	4:17.676	4:42.082	79.8	8:55:22.438

33 EURASIA MOTORSPORT
LIGIER JSP217 - Gibson
1.Jacques NICOLET 3.Erik MARIS 2.Pierre NICOLET
LMP2

Lap	D	Time	Sector 1	Sector 2	Sector 3	T. Spd	Elapsed
1	2	5:31.172 B	1:33.023	1:44.190	2:13.959	185.6	5:31.172
2	2	12:16.065	8:48.523	1:33.878	1:53.664	224.0	17:47.237
3	2	4:05.124	38.675	1:29.972	1:56.477	312.7	21:52.361

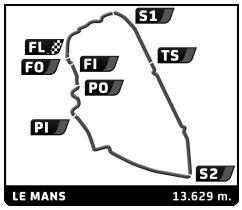

FIA WEC
Official Test 24 Hours of Le Mans
Official Test

Sector Analysis

Personal Best | Session Best | **B** Crossing the finish line in pit lane

Lap	D	Time	Sector 1	Sector 2	Sector 3	T. Spd	Elapsed
4	2	4:24.510	1:05.128	1:29.843	1:49.539	317.2	26:16.871
5	2	3:52.084	36.530	1:26.462	1:49.092	317.2	30:08.955
6	2	4:00.000 B	36.691	1:28.223	1:55.086	317.2	34:08.955
7	2	15:36.537	...	1:28.304	1:56.712	318.2	49:45.492
8	2	4:22.348	1:08.131	1:27.333	1:46.884	319.1	54:07.840
9	2	3:58.533 B	37.262	1:26.175	1:55.096	320.1	58:06.373
10	2	12:46.880	9:27.520	1:27.405	1:51.955	316.3	1:10:53.253
11	2	3:50.470	37.226	1:26.524	1:46.720	317.2	1:14:43.723
12	2	3:48.802	36.604	1:26.331	1:45.867	307.3	1:18:32.525
13	2	3:57.434 B	36.473	1:26.187	1:54.774	317.2	1:22:29.959
14	1	8:27.971 B	4:00.508	2:15.795	2:11.668	286.9	1:30:57.930
15	1	12:33.466	9:12.832	1:29.995	1:50.639	286.2	1:43:31.396
16	1	3:57.699	37.545	1:29.749	1:50.405	318.2	1:47:29.095
17	1	3:51.889	37.311	1:27.124	1:47.454	319.1	1:51:20.984
18	1	3:52.059	36.787	1:27.428	1:47.844	318.2	1:55:13.043
19	1	3:50.446	36.636	1:26.072	1:47.738	318.2	1:59:03.489
20	1	4:01.956 B	36.281	1:26.546	1:59.129	299.7	2:03:05.445
21	3	15:52.931	...	1:31.194	1:52.433	298.8	2:18:58.376
22	3	3:58.984	37.307	1:31.329	1:50.348	316.3	2:22:57.360
23	3	3:55.694	36.972	1:28.565	1:50.157	314.5	2:26:53.054
24	3	3:53.891	37.947	1:27.588	1:48.356	318.2	2:30:46.945
25	3	3:52.171	37.438	1:27.456	1:47.277	315.4	2:34:39.116
26	3	3:51.641	36.608	1:27.924	1:47.109	315.4	2:38:30.757
27	3	3:49.027	35.978	1:26.396	1:46.653	315.4	2:42:19.784
28	3	3:55.677 B	36.202	1:26.964	1:52.511	318.2	2:46:15.461
29	2	7:38.445	4:26.039	1:26.863	1:45.543	310.9	2:53:53.906
30	2	3:43.817	35.536	1:24.911	1:43.370	320.1	2:57:37.723
31	2	3:44.141	35.064	1:25.006	1:44.071	320.1	3:01:21.864
32	2	3:46.730	35.666	1:25.267	1:45.797	319.1	3:05:08.594
33	2	3:46.517	36.631	1:25.582	1:44.304	317.2	3:08:55.111
34	2	3:46.363	36.164	1:25.599	1:44.600	320.1	3:12:41.474
35	2	3:58.289 B	37.210	1:25.886	1:55.193	316.3	3:16:39.763
36	2	32:10.462	...	1:27.654	1:48.613	311.8	3:48:50.225
37	2	3:47.465	36.546	1:25.463	1:45.456	313.6	3:52:37.690
38	2	3:47.214	36.604	1:25.091	1:45.519	315.4	3:56:24.904
39	2	3:45.761	36.362	1:25.101	1:44.298	314.5	4:00:10.665
40	3	:38:25.833	36.101	1:30.166	...	317.2	5:38:36.498
41	3	3:46.586	35.466	1:25.913	1:45.207	313.6	5:42:23.084
42	3	3:51.683	35.815	1:27.846	1:48.022	307.3	5:46:14.767
43	3	3:47.223	35.760	1:26.145	1:45.318	314.5	5:50:01.990
44	3	3:48.487	35.701	1:25.799	1:46.987	316.3	5:53:50.477
45	3	3:46.671	36.032	1:26.318	1:44.321	313.6	5:57:37.148
46	3	12:37.366 B	6:30.822	3:44.132	2:22.412	79.7	6:10:14.514
47	1	17:12.366	...	1:29.560	1:48.528	305.6	6:27:26.880
48	1	3:53.734	36.604	1:27.088	1:50.042	315.4	6:31:20.614
49	1	5:37.225 B	44.844	1:43.617	3:08.764	215.5	6:36:57.839
50	1	7:21.326	4:02.841	1:29.433	1:49.052	297.2	6:44:19.165
51	1	3:54.284	37.368	1:26.959	1:49.957	318.2	6:48:13.449
52	1	4:08.128 B	39.354	1:30.396	1:58.378	301.3	6:52:21.577
53	1	27:23.647	...	1:28.678	1:47.470	301.3	7:19:45.224
54	1	3:51.228	37.573	1:27.370	1:46.285	300.5	7:23:36.452
55	1	3:48.217	36.203	1:26.481	1:45.533	314.5	7:27:24.669
56	1	3:47.540	35.918	1:25.750	1:45.872	315.4	7:31:12.209
57	1	3:50.376	36.125	1:27.488	1:46.763	305.6	7:35:02.585
58	1	4:00.081 B	37.844	1:26.085	1:56.152	315.4	7:39:02.666
59	1	5:42.949	2:31.604	1:26.175	1:45.170	314.5	7:44:45.615
60	1	3:44.523	35.944	1:24.837	1:43.742	316.3	7:48:30.138
61	1	3:44.456	35.413	1:24.623	1:44.420	316.3	7:52:14.594
62	1	3:51.996 B	35.890	1:24.177	1:51.929	318.2	7:56:06.590
63	2	9:00.507	5:34.360	1:31.668	1:54.479	316.3	8:05:07.097
64	2	3:52.145	36.467	1:26.685	1:48.993	316.3	8:08:59.242
65	2	4:29.736	37.249	1:26.508	2:25.979	309.1	8:13:28.978
66	2	5:35.140	36.866	1:25.984	3:32.290	314.5	8:19:04.118
67	2	5:42.016 B	38.452	1:48.377	3:15.187	196.3	8:24:46.134
68	3	10:26.995	7:04.472	1:33.603	1:48.920	195.3	8:35:13.129
69	3	3:51.044	36.479	1:27.364	1:47.201	310.9	8:39:04.173
70	3	3:56.776	38.920	1:30.185	1:47.671	314.5	8:43:00.949
71	3	6:57.712 B	46.468	2:45.515	3:25.729	80.2	8:49:58.661

34 **Tockwith Motorsports** — LIGIER JSP217 - Gibson — LMP2

1.Nigel MOORE
2.Philip HANSON
3.Karun CHANDHOK

Lap	D	Time	Sector 1	Sector 2	Sector 3	T. Spd	Elapsed
1	1	35:44.874 B	...	1:30.031	1:55.165	268.4	35:44.874
2	1	45:34.445	...	1:25.946	1:45.612	308.2	1:21:19.319
3	1	3:48.862	34.687	1:25.060	1:49.115	323.9	1:25:08.181
4	1	4:54.462	56.499	2:07.279	1:50.684	319.1	1:30:02.643
5	1	3:44.184	37.001	1:24.333	1:42.850	318.2	1:33:46.827
6	1	3:38.620	34.844	1:22.947	1:40.829	323.9	1:37:25.447
7	1	3:46.989 B	34.946	1:23.559	1:48.484	324.9	1:41:12.436
8	2	9:57.726	6:41.724	1:27.283	1:48.719	310.0	1:51:10.162
9	2	3:47.170	35.938	1:25.171	1:46.061	319.1	1:54:57.332
10	2	3:45.573	36.034	1:24.922	1:44.617	322.9	1:58:42.905
11	2	3:46.288	35.148	1:24.368	1:46.772	321.0	2:02:29.193
12	2	3:42.891	35.211	1:24.258	1:43.422	321.0	2:06:12.084
13	2	3:43.782	35.374	1:24.546	1:43.862	322.9	2:09:55.866
14	2	3:43.275	34.963	1:24.082	1:44.230	316.3	2:13:39.141
15	2	3:47.005	36.604	1:25.243	1:45.158	316.3	2:17:26.146
16	2	3:54.515 B	36.354	1:25.768	1:52.393	319.1	2:21:20.661
17	3	28:02.515	...	1:27.924	1:49.961	293.2	2:49:23.176
18	3	3:42.905	35.416	1:23.920	1:43.569	321.0	2:53:06.081
19	3	3:38.526	34.415	1:23.468	1:40.643	322.0	2:56:44.607
20	3	3:37.282	34.041	1:22.751	1:40.490	321.0	3:00:21.889
21	3	3:39.197	33.719	1:23.380	1:42.098	303.9	3:04:01.086
22	3	3:39.178	34.117	1:23.182	1:41.879	307.3	3:07:40.264
23	3	3:48.497 B	34.818	1:24.595	1:49.084	317.2	3:11:28.761
24	3	35:55.553	...	1:27.076	1:43.900	276.7	3:47:24.314
25	3	3:46.273 B	34.416	1:23.262	1:48.595	319.1	3:51:10.587
26	3	6:16.665	3:08.944	1:24.919	1:42.802	317.2	3:57:27.252
27	3	3:39.238	34.007	1:23.279	1:41.952	320.1	4:01:06.490
28	3	:22:03.908	34.702	1:27.699	...	317.2	6:23:10.398
29	3	3:39.926	34.411	1:23.026	1:42.489	319.1	6:26:50.324
30	3	4:02.061 B	37.852	1:25.906	1:58.303	318.2	6:30:52.385
31	3	12:47.021	9:34.187	1:26.813	1:46.021	310.9	6:43:39.406
32	3	3:42.861	35.078	1:23.071	1:44.712	314.5	6:47:22.267
33	3	3:48.022	35.495	1:23.554	1:48.973	314.5	6:51:10.289
34	3	3:37.688	33.804	1:22.923	1:40.961	322.0	6:54:47.977
35	3	3:34.385	33.802	1:22.136	1:38.447	319.1	6:58:22.362
36	3	4:02.024 B	37.068	1:28.754	1:56.202	312.7	7:02:24.386
37	2	19:47.912	...	1:26.985	1:46.546	304.7	7:22:12.298
38	2	3:45.724	35.150	1:24.201	1:46.373	316.3	7:25:58.022
39	2	3:42.995	35.469	1:23.898	1:43.628	318.2	7:29:41.017
40	2	3:43.955	35.019	1:23.662	1:45.274	320.1	7:33:24.972
41	2	3:41.929	35.511	1:23.571	1:42.847	318.2	7:37:06.901
42	2	3:41.158	35.669	1:23.426	1:42.063	317.2	7:40:48.059

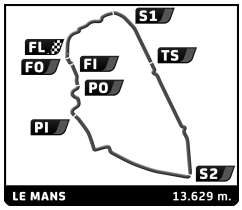

FIA WEC
Official Test 24 Hours of Le Mans
Official Test

Sector Analysis

Personal Best | Session Best | **B** Crossing the finish line in pit lane

Lap	D	Time	Sector 1	Sector 2	Sector 3	T. Spd	Elapsed
43	2	3:41.662	35.009	1:24.029	1:42.624	318.2	7:44:29.721
44	2	3:44.343	35.040	1:23.678	1:45.625	319.1	7:48:14.064
45	2	3:39.896	34.929	1:23.077	1:41.890	322.9	7:51:53.960
46	2	3:49.158 B	34.609	1:25.087	1:49.462	308.2	7:55:43.118
47	1	20:59.889	...	1:23.888	2:24.741	315.4	8:16:43.007
48	1	4:55.616	34.304	1:23.044	2:58.268	318.2	8:21:38.623
49	1	3:39.349	34.774	1:24.344	1:40.231	316.3	8:25:17.972
50	1	3:38.644	34.126	1:23.506	1:41.012	321.0	8:28:56.616
51	1	3:45.154 B	34.294	1:23.350	1:47.510	321.0	8:32:41.770
52	1	12:04.495	8:46.049	1:36.300	1:42.146	262.6	8:44:46.265
53	1	9:43.265 B	49.368	4:19.288	4:34.609	80.4	8:54:29.530

35 Signatech Alpine Matmut — Alpine A470 - Gibson, LMP2
1.Nelson PANCIATICI 3.André NEGRÃO 2.Pierre RAGUES

Lap	D	Time	Sector 1	Sector 2	Sector 3	T. Spd	Elapsed
1	2	5:26.032 B	1:28.441	1:45.111	2:12.480	188.5	5:26.032
2	3	16:44.555	...	1:37.119	1:52.589	225.8	22:10.587
3	3	4:14.584	1:01.563	1:28.075	1:44.946	316.3	26:25.171
4	3	3:42.575	34.975	1:23.900	1:43.700	325.8	30:07.746
5	3	3:40.250	34.355	1:23.423	1:42.472	324.9	33:47.996
6	3	3:38.251	34.305	1:23.128	1:40.818	322.9	37:26.247
7	3	3:40.602	33.915	1:25.367	1:41.320	323.9	41:06.849
8	3	3:42.091 B	33.479	1:22.476	1:46.136	325.8	44:48.940
9	3	21:04.613	...	1:26.085	1:41.889	320.1	1:05:53.553
10	3	3:37.391	34.732	1:23.358	1:39.301	310.9	1:09:30.944
11	3	3:43.978 B	34.386	1:22.630	1:46.962	327.8	1:13:14.922
12	1	26:00.273	...	1:25.455	1:42.347	319.1	1:39:15.195
13	1	3:35.778	33.640	1:23.598	1:38.540	328.8	1:42:50.973
14	1	3:38.457	33.303	1:21.678	1:43.476	325.8	1:46:29.430
15	1	3:36.023	33.463	1:22.820	1:39.740	326.8	1:50:05.453
16	1	3:34.008	34.342	1:21.671	1:37.995	327.8	1:53:39.461
17	1	3:48.698 B	35.459	1:22.917	1:50.322	327.8	1:57:28.159
18	2	15:46.224	...	1:28.481	1:44.149	276.7	2:13:14.383
19	2	3:38.012	34.623	1:22.665	1:40.724	324.9	2:16:52.395
20	2	3:39.680	34.778	1:23.910	1:40.992	327.8	2:20:32.075
21	2	3:37.951	34.123	1:22.783	1:41.045	327.8	2:24:10.026
22	2	3:44.997 B	34.573	1:22.748	1:47.676	328.8	2:27:55.023
23	2	8:36.118	5:32.110	1:24.410	1:39.598	322.9	2:36:31.141
24	2	3:35.887	33.320	1:22.737	1:39.830	324.9	2:40:07.028
25	2	3:32.066	33.042	1:21.154	1:37.870	326.8	2:43:39.094
26	2	3:34.390	33.977	1:21.905	1:38.508	322.0	2:47:13.484
27	2	3:39.387 B	33.241	1:21.659	1:44.487	327.8	2:50:52.871
28	3	28:07.658	...	1:26.334	1:41.430	253.9	3:19:00.529
29	3	3:34.359	33.517	1:22.227	1:38.615	322.0	3:22:34.888
30	3	3:41.595 B	33.504	1:22.666	1:45.425	324.9	3:26:16.483
31	3	8:00.017	4:58.660	1:23.580	1:37.777	310.9	3:34:16.500
32	3	3:31.411	32.914	1:20.963	1:37.534	323.9	3:37:47.911
33	3	3:34.649	33.769	1:22.267	1:38.613	327.8	3:41:22.560
34	3	3:37.770 B	33.170	1:20.853	1:43.747	329.8	3:45:00.330
35	3	4:58.214	1:52.826	1:24.194	1:41.194	325.8	3:49:58.544
36	3	3:36.749	32.863	1:24.761	1:39.125	326.8	3:53:35.293
37	3	3:29.809	33.062	1:20.792	1:35.955	327.8	3:57:05.102
38	3	3:35.561	33.142	1:22.442	1:39.977	326.8	4:00:40.663
39	1	:36:22.980	33.029	1:25.470	...	323.9	5:37:03.643
40	1	3:35.230	33.408	1:21.357	1:40.465	322.9	5:40:38.873
41	1	3:33.564	33.553	1:21.975	1:38.036	322.9	5:44:12.437
42	1	3:50.393 B	35.228	1:23.942	1:51.223	322.0	5:48:02.830
43	1	28:19.029	...	1:24.292	1:53.644	310.9	6:16:21.859
44	1	3:31.911	33.364	1:21.029	1:37.518	325.8	6:19:53.770
45	1	3:31.220	32.968	1:22.061	1:36.191	325.8	6:23:24.990
46	1	3:41.405 B	33.612	1:22.701	1:45.092	325.8	6:27:06.395
47	1	17:39.240	...	1:46.791	2:01.222	213.8	6:44:45.635
48	1	3:29.008	32.683	1:20.445	1:35.880	325.8	6:48:14.643
49	1	4:20.042	36.133	1:53.892	1:50.017	199.6	6:52:34.685
50	1	3:40.649 B	32.665	1:20.265	1:47.719	327.8	6:56:15.334
51	1	6:37.421	3:31.561	1:24.810	1:41.050	322.9	7:02:52.755
52	1	3:28.146	32.452	1:20.666	1:35.028	325.8	7:06:20.901
53	1	3:39.601	33.373	1:25.035	1:41.193	317.2	7:10:00.502
54	1	4:30.339 B	32.633	2:05.915	1:51.791	323.9	7:14:30.841
55	2	18:37.135	...	1:25.129	1:39.637	310.0	7:33:07.976
56	2	3:33.319	33.588	1:21.691	1:38.040	322.9	7:36:41.295
57	2	3:32.857	33.409	1:21.411	1:38.037	324.9	7:40:14.152
58	2	3:42.155 B	35.094	1:22.383	1:44.678	325.8	7:43:56.307
59	2	7:07.239	4:02.252	1:23.655	1:41.332	304.7	7:51:03.546
60	2	3:34.937	34.037	1:22.665	1:38.235	325.8	7:54:38.483
61	2	3:36.431	33.641	1:21.355	1:41.435	327.8	7:58:14.914
62	2	3:41.120 B	33.802	1:22.560	1:44.758	327.8	8:01:56.034
63	3	6:08.497	3:00.740	1:22.944	1:44.813	322.9	8:08:04.531
64	3	4:19.613	33.601	1:21.640	2:24.372	326.8	8:12:24.144
65	3	4:24.562 B	34.105	1:21.485	2:28.972	325.8	8:16:48.706
66	3	12:51.388	9:48.441	1:21.982	1:40.965	320.1	8:29:40.094
67	3	3:35.503	33.495	1:21.506	1:40.502	323.9	8:33:15.597
68	3	3:43.171 B	36.958	1:22.335	1:43.878	326.8	8:36:58.768
69	2	5:25.761	1:47.167	1:22.949	2:15.645	323.9	8:42:24.529
70	2	3:44.217	37.032	1:26.986	1:40.199	316.3	8:46:08.746
71	2	9:33.477 B	40.640	4:17.729	4:35.108	79.2	8:55:42.223

36 Signatech Alpine Matmut — Alpine A470 - Gibson, LMP2
1.Romain DUMAS 3.Matthew RAO 2.Gustavo MENEZES

Lap	D	Time	Sector 1	Sector 2	Sector 3	T. Spd	Elapsed
1	3	4:53.243 B	1:20.641	1:32.897	1:59.705	267.8	4:53.243
2	3	9:16.548	6:04.890	1:26.368	1:45.290	314.5	14:09.791
3	3	3:42.716	35.435	1:24.943	1:42.338	318.2	17:52.507
4	3	3:50.660	40.704	1:25.523	1:44.433	316.3	21:43.167
5	3	4:08.354	1:00.495	1:25.769	1:42.090	315.4	25:51.521
6	3	3:39.233	33.557	1:23.021	1:42.655	322.9	29:30.754
7	3	3:35.833	33.434	1:22.641	1:39.758	321.0	33:06.587
8	3	3:35.804	33.288	1:22.678	1:39.838	322.9	36:42.391
9	3	4:25.140 B	33.308	1:54.541	1:57.291	322.0	41:07.531
10	2	18:39.160	...	1:30.494	1:49.558	305.6	59:46.691
11	2	4:17.353	46.446	1:50.158	1:40.749	284.7	1:04:04.044
12	2	3:35.348	33.454	1:23.073	1:38.821	319.1	1:07:39.392
13	2	3:35.253	33.392	1:22.236	1:39.625	324.9	1:11:14.645
14	2	3:33.026	33.348	1:21.608	1:38.070	321.0	1:14:47.671
15	2	3:32.970	33.462	1:21.513	1:37.995	322.9	1:18:20.641
16	2	3:35.962	34.440	1:22.458	1:39.064	322.0	1:21:56.603
17	2	4:03.896 B	53.850	1:22.230	1:47.816	320.1	1:26:00.499
18	3	14:07.200	...	1:27.116	1:39.370	286.2	1:40:07.699
19	3	3:33.960	33.562	1:22.390	1:38.008	324.9	1:43:41.659
20	3	3:37.332	34.414	1:23.060	1:39.858	325.8	1:47:18.991
21	3	3:35.010	34.372	1:21.862	1:38.776	323.9	1:50:54.001
22	3	3:33.696	33.797	1:21.543	1:38.356	327.8	1:54:27.697
23	3	3:44.393 B	33.961	1:22.124	1:48.308	325.8	1:58:12.090
24	1	8:23.464	5:11.177	1:26.046	1:46.241	301.3	2:06:35.554

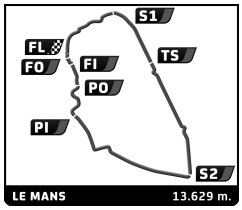

FIA WEC
Official Test 24 Hours of Le Mans
Official Test

Sector Analysis

Personal Best | Session Best | **B** Crossing the finish line in pit lane

Lap	D	Time	Sector 1	Sector 2	Sector 3	T. Spd	Elapsed
25	1	3:36.036	33.875	1:22.861	1:39.300	325.8	2:10:11.590
26	1	3:35.064	33.793	1:22.045	1:39.226	325.8	2:13:46.654
27	1	3:37.556	33.797	1:22.459	1:41.300	330.8	2:17:24.210
28	1	3:38.344	33.509	1:22.085	1:42.750	322.9	2:21:02.554
29	1	3:44.316 B	33.578	1:22.736	1:48.002	327.8	2:24:46.870
30	1	14:12.130	...	1:24.152	1:50.619	323.9	2:38:59.000
31	1	3:33.108	33.544	1:21.465	1:38.099	322.9	2:42:32.108
32	1	3:54.220	35.931	1:29.323	1:48.966	327.8	2:46:26.328
33	1	3:31.979	33.443	1:21.358	1:37.178	326.8	2:49:58.307
34	1	3:48.076 B	34.850	1:22.302	1:50.924	319.1	2:53:46.383
35	2	10:07.397	6:55.309	1:30.371	1:41.717	296.4	3:03:53.780
36	2	3:32.299	32.867	1:20.792	1:38.640	326.8	3:07:26.079
37	2	3:34.423	33.393	1:23.227	1:37.803	326.8	3:11:00.502
38	2	3:43.088 B	34.370	1:22.364	1:46.354	327.8	3:14:43.590
39	2	12:28.993	9:20.483	1:22.448	1:46.062	323.9	3:27:12.583
40	2	4:12.919	1:05.405	1:25.627	1:41.887	323.9	3:31:25.502
41	2	3:30.959	32.848	1:20.699	1:37.412	328.8	3:34:56.461
42	2	3:34.280	33.305	1:21.336	1:39.639	331.8	3:38:30.741
43	2	3:31.823	33.338	1:22.102	1:36.383	318.2	3:42:02.564
44	2	3:42.731 B	37.630	1:22.502	1:42.599	326.8	3:45:45.295
45	3	:47:15.666	...	1:23.920	1:38.908	321.0	5:33:00.961
46	3	3:33.278	33.476	1:21.852	1:37.950	326.8	5:36:34.239
47	3	3:33.904	33.268	1:21.851	1:38.785	325.8	5:40:08.143
48	3	3:32.951	33.498	1:21.525	1:37.928	324.9	5:43:41.094
49	3	3:33.022	33.196	1:21.557	1:38.269	325.8	5:47:14.116
50	3	3:34.563	33.528	1:21.636	1:39.399	328.8	5:50:48.679
51	3	3:36.191	33.446	1:21.438	1:41.307	326.8	5:54:24.870
52	3	3:34.939	34.314	1:21.898	1:38.727	324.9	5:57:59.809
53	3	8:24.898 B	36.393	3:15.825	4:32.680	200.0	6:06:24.707
54	2	19:34.622	...	1:24.740	1:41.918	318.2	6:25:59.329
55	2	3:38.249	34.616	1:23.562	1:40.071	323.9	6:29:37.578
56	2	4:14.176	33.805	1:41.655	1:58.716	325.8	6:33:51.754
57	2	6:13.459	38.850	3:06.436	2:28.173	108.7	6:40:05.213
58	2	3:34.543	34.143	1:21.760	1:38.640	331.8	6:43:39.756
59	2	3:40.999 B	34.971	1:21.646	1:44.382	325.8	6:47:20.755
60	2	12:07.576	9:05.463	1:22.044	1:40.069	323.9	6:59:28.331
61	2	3:33.611	33.392	1:22.534	1:37.685	323.9	7:03:01.942
62	2	3:36.159	33.938	1:21.904	1:40.317	325.8	7:06:38.101
63	2	3:39.475 B	33.336	1:21.008	1:45.131	324.9	7:10:17.576
64	1	5:54.552	2:42.801	1:28.790	1:42.961	318.2	7:16:12.128
65	1	3:34.794	33.845	1:22.009	1:38.940	323.9	7:19:46.922
66	1	3:34.812	34.085	1:22.095	1:38.632	326.8	7:23:21.734
67	1	3:32.527	33.483	1:21.447	1:37.597	324.9	7:26:54.261
68	1	3:42.018 B	33.481	1:21.771	1:46.766	327.8	7:30:36.279
69	1	11:22.901	8:16.059	1:22.666	1:44.176	322.0	7:41:59.180
70	1	3:33.303	33.660	1:21.759	1:37.884	322.9	7:45:32.483
71	1	3:34.277	34.096	1:21.675	1:38.506	324.9	7:49:06.760
72	1	3:43.513 B	33.401	1:21.302	1:48.810	323.9	7:52:50.273
73	1	12:38.748	9:34.291	1:23.678	1:40.779	321.0	8:05:29.021
74	1	3:30.501	33.252	1:20.818	1:36.431	324.9	8:08:59.522
75	1	4:27.530 B	34.651	1:25.331	2:27.548	326.8	8:13:27.052
76	3	16:57.952	...	1:23.686	1:40.279	318.2	8:30:25.004
77	3	3:38.726	34.315	1:21.923	1:42.488	327.8	8:34:03.730
78	3	3:33.130	33.572	1:21.220	1:38.338	329.8	8:37:36.860
79	3	4:12.195	33.652	1:21.588	2:16.955	333.9	8:41:49.055
80	3	3:42.286	37.338	1:25.010	1:39.938	309.1	8:45:31.341
81	3	9:30.162 B	39.011	4:20.799	4:30.352	79.1	8:55:01.503

37 **Jackie Chan DC Racing** — Oreca 07 - Gibson
1.David CHENG 3.Alex BRUNDLE 2.Tristan GOMMENDY — LMP2

Lap	D	Time	Sector 1	Sector 2	Sector 3	T. Spd	Elapsed
1	2	23:11.919	...	1:37.126	1:43.949	262.6	23:11.919
2	2	4:19.250 B	1:02.617	1:27.842	1:48.791	315.4	27:31.169
3	2	22:54.420 B	...	2:32.787	2:59.799	141.8	50:25.589
4	2	6:42.245	3:27.151	1:29.410	1:45.684	273.2	57:07.834
5	2	5:04.818	44.908	2:38.524	1:41.386	79.2	1:02:12.652
6	2	3:39.725	34.360	1:23.604	1:41.761	311.8	1:05:52.377
7	2	3:43.581 B	33.824	1:21.867	1:47.890	324.9	1:09:35.958
8	2	14:20.503	...	1:25.339	1:44.949	321.0	1:23:56.461
9	2	5:02.363	1:04.137	2:07.844	1:50.382	326.8	1:28:58.824
10	2	3:32.460	33.422	1:21.556	1:37.482	325.8	1:32:31.284
11	2	3:32.693	33.197	1:21.354	1:38.142	325.8	1:36:03.977
12	2	3:40.979 B	33.485	1:21.960	1:45.534	324.9	1:39:44.956
13	1	8:58.908	5:42.771	1:28.888	1:47.249	315.4	1:48:43.864
14	1	3:43.853	36.920	1:23.708	1:43.225	327.8	1:52:27.717
15	1	3:43.135	37.028	1:23.617	1:42.490	328.8	1:56:10.852
16	1	3:41.179	35.204	1:22.834	1:43.141	327.8	1:59:52.031
17	1	3:48.192 B	35.515	1:23.666	1:49.011	324.9	2:03:40.223
18	3	14:19.975	...	1:24.603	1:38.821	319.1	2:18:00.198
19	3	3:35.109	33.613	1:22.412	1:39.084	324.9	2:21:35.307
20	3	3:34.333	33.815	1:21.174	1:39.344	326.8	2:25:09.640
21	3	3:31.394	33.139	1:21.244	1:37.011	322.9	2:28:41.034
22	3	3:33.083	33.115	1:22.099	1:37.869	327.8	2:32:14.117
23	3	3:41.443 B	33.354	1:21.291	1:46.798	325.8	2:35:55.560
24	3	10:32.388	7:33.655	1:21.930	1:36.803	321.0	2:46:27.948
25	3	3:31.192	32.943	1:21.679	1:36.570	329.8	2:49:59.140
26	3	3:33.654	34.212	1:21.152	1:38.290	330.8	2:53:32.794
27	3	3:49.110 B	32.952	1:21.118	1:55.040	324.9	2:57:21.904
28	1	15:01.065	...	1:26.879	1:44.175	315.4	3:12:22.969
29	1	3:39.742	34.825	1:23.629	1:41.288	323.9	3:16:02.711
30	1	3:38.772	34.246	1:22.588	1:41.938	327.8	3:19:41.483
31	1	3:43.019	34.578	1:23.298	1:45.143	328.8	3:23:24.502
32	1	3:40.907	34.906	1:22.592	1:43.409	325.8	3:27:05.409
33	1	4:29.368 B	1:15.579	1:25.554	1:48.235	316.3	3:31:34.777
34	2	5:26.881	2:23.685	1:22.210	1:40.986	323.9	3:37:01.658
35	2	3:41.922	35.793	1:22.834	1:43.295	328.8	3:40:43.580
36	2	3:38.009	33.969	1:20.786	1:43.254	327.8	3:44:21.589
37	2	3:40.212 B	33.566	1:20.866	1:45.780	327.8	3:48:01.801
38	3	:17:49.219 B	...	2:52.624	4:35.844	156.1	6:05:51.020
39	3	9:38.321	6:31.979	1:23.531	1:42.811	322.0	6:15:29.341
40	3	3:29.104	32.697	1:20.729	1:35.678	331.8	6:18:58.445
41	3	3:29.367	32.832	1:20.231	1:36.304	330.8	6:22:27.812
42	3	3:41.847 B	33.084	1:20.415	1:48.348	328.8	6:26:09.659
43	3	4:51.822	1:45.563	1:20.978	1:45.281	326.8	6:31:01.481
44	3	5:50.538 B	43.392	1:50.662	3:16.484	193.9	6:36:52.019
45	3	8:02.417	5:04.447	1:21.494	1:36.476	322.9	6:44:54.436
46	3	3:29.337	32.533	1:19.839	1:36.965	328.8	6:48:23.773
47	3	3:41.639 B	32.971	1:23.781	1:44.887	328.8	6:52:05.412
48	2	5:00.852	1:57.249	1:22.868	1:40.735	326.8	6:57:06.264
49	2	3:33.637	33.706	1:22.120	1:37.811	328.8	7:00:39.901
50	2	3:35.429	33.160	1:20.364	1:41.905	329.8	7:04:15.330
51	2	3:40.212 B	33.371	1:21.641	1:45.200	329.8	7:07:55.542
52	2	6:05.654	2:11.529	2:08.214	1:45.911	317.2	7:14:01.196
53	2	3:34.675	33.272	1:22.041	1:39.362	327.8	7:17:35.871
54	2	3:35.230	33.304	1:20.425	1:41.501	326.8	7:21:11.101

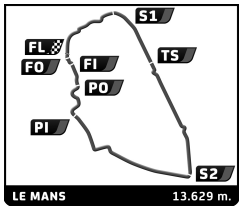

FIA WEC
Official Test 24 Hours of Le Mans
Official Test

Sector Analysis

Personal Best | Session Best | **B** Crossing the finish line in pit lane

Lap	D	Time	Sector 1	Sector 2	Sector 3	T. Spd	Elapsed
55	2	3:45.251 B	35.340	1:22.557	1:47.354	328.8	7:24:56.352
56	1	17:52.484	...	1:25.297	1:41.387	322.0	7:42:48.836
57	1	3:42.788	36.284	1:23.968	1:42.536	328.8	7:46:31.624
58	1	3:41.561	36.795	1:23.700	1:41.066	325.8	7:50:13.185
59	1	3:45.271	35.737	1:24.705	1:44.829	299.7	7:53:58.456
60	1	3:38.172	34.060	1:23.438	1:40.674	326.8	7:57:36.628
61	1	3:35.314	34.037	1:21.891	1:39.386	327.8	8:01:11.942
62	1	3:44.343 B	34.210	1:22.682	1:47.451	329.8	8:04:56.285
63	1	5:50.370	2:45.147	1:23.198	1:42.025	324.9	8:10:46.655
64	1	4:21.877	34.384	1:23.786	2:23.707	330.8	8:15:08.532
65	1	5:22.804	34.355	1:22.581	3:25.868	323.9	8:20:31.336
66	1	4:08.372	36.177	1:23.025	2:09.170	319.1	8:24:39.708
67	1	3:37.492	34.508	1:21.743	1:41.241	326.8	8:28:17.200
68	1	3:35.595	34.377	1:21.590	1:39.628	327.8	8:31:52.795
69	1	3:52.061 B	34.676	1:27.608	1:49.777	326.8	8:35:44.856

38 **Jackie Chan DC Racing** — Oreca 07 - Gibson, LMP2
1.Ho-Pin TUNG 2.Thomas LAURENT 3.Oliver JARVIS

Lap	D	Time	Sector 1	Sector 2	Sector 3	T. Spd	Elapsed
1	1	5:29.006 B	1:56.517	1:32.606	1:59.883	217.7	5:29.006
2	1	53:01.467	...	1:25.428	1:56.173	310.0	58:30.473
3	1	5:09.007	38.456	2:39.215	1:51.336	79.0	1:03:39.480
4	1	3:33.592	33.302	1:22.234	1:38.056	320.1	1:07:13.072
5	1	3:33.834	32.864	1:21.564	1:39.406	321.0	1:10:46.906
6	1	3:35.205	33.093	1:21.471	1:40.641	319.1	1:14:22.111
7	1	3:42.379 B	32.872	1:21.864	1:47.643	321.0	1:18:04.490
8	2	13:23.287	...	1:26.342	1:42.286	312.7	1:31:27.777
9	2	3:38.121	34.235	1:23.997	1:39.889	320.1	1:35:05.898
10	2	3:41.211	34.311	1:24.388	1:42.512	321.0	1:38:47.109
11	2	3:38.893	33.949	1:22.571	1:42.373	321.0	1:42:26.002
12	2	3:37.495	35.231	1:23.486	1:38.778	319.1	1:46:03.497
13	2	3:35.099	33.662	1:22.469	1:38.968	321.0	1:49:38.596
14	2	3:34.600	34.072	1:22.329	1:38.199	320.1	1:53:13.196
15	2	3:36.588	33.252	1:22.146	1:41.190	319.1	1:56:49.784
16	2	3:34.209	34.121	1:22.207	1:37.881	316.3	2:00:23.993
17	2	3:42.857 B	34.396	1:22.484	1:45.977	317.2	2:04:06.850
18	3	13:00.830	9:45.519	1:27.429	1:47.882	272.5	2:17:07.680
19	3	3:43.624	34.747	1:23.981	1:44.896	321.0	2:20:51.304
20	3	3:39.739	35.919	1:23.844	1:39.976	320.1	2:24:31.043
21	3	3:37.325	34.336	1:23.313	1:39.676	321.0	2:28:08.368
22	3	3:39.323	34.193	1:25.864	1:39.266	322.9	2:31:47.691
23	3	3:34.912	34.009	1:22.223	1:38.680	326.8	2:35:22.603
24	3	3:48.679 B	33.990	1:24.317	1:50.372	323.9	2:39:11.282
25	3	21:19.780	...	1:22.701	1:38.626	320.1	3:00:31.062
26	3	3:33.858	33.508	1:21.317	1:39.033	327.8	3:04:04.920
27	3	3:34.635	33.750	1:21.013	1:39.872	328.8	3:07:39.555
28	3	3:32.817	33.525	1:21.742	1:37.550	306.5	3:11:12.372
29	3	3:44.314 B	34.383	1:21.668	1:48.263	327.8	3:14:56.686
30	2	5:39.406	2:37.143	1:22.427	1:39.836	322.0	3:20:36.092
31	2	3:33.893	33.465	1:21.389	1:39.039	324.9	3:24:09.985
32	2	3:37.551	33.501	1:20.920	1:43.130	326.8	3:27:47.536
33	2	4:17.506 B	1:06.471	1:23.201	1:47.834	265.1	3:32:05.042
34	1	11:07.778	8:05.301	1:22.334	1:40.143	322.9	3:43:12.820
35	1	3:35.886	34.016	1:23.441	1:38.429	329.8	3:46:48.706
36	1	3:32.946	33.765	1:21.073	1:38.108	330.8	3:50:21.652
37	1	3:36.507	33.809	1:24.386	1:38.312	269.1	3:53:58.159
38	1	3:31.931	33.375	1:21.122	1:37.434	331.8	3:57:30.090
39	1	3:32.909	33.227	1:21.573	1:38.109	332.9	4:01:02.999
40	3	:43:36.411	34.811	1:26.357	...	255.1	6:44:39.410
41	3	3:30.778	33.553	1:20.099	1:37.126	331.8	6:48:10.188
42	3	3:36.210	33.140	1:23.688	1:39.382	332.9	6:51:46.398
43	3	3:46.347 B	33.745	1:20.698	1:51.904	332.9	6:55:32.745
44	3	6:33.192	3:32.365	1:21.430	1:39.397	327.8	7:02:05.937
45	3	3:30.630	33.588	1:20.540	1:36.502	327.8	7:05:36.567
46	3	3:31.845	33.256	1:20.349	1:38.240	326.8	7:09:08.412
47	3	4:39.534 B	36.826	2:07.809	1:54.899	323.9	7:13:47.946
48	1	5:17.634	2:03.575	1:24.036	1:50.023	310.9	7:19:05.580
49	1	3:37.153	36.333	1:22.339	1:38.481	327.8	7:22:42.733
50	1	3:34.578	33.294	1:21.415	1:39.869	330.8	7:26:17.311
51	1	3:39.393	34.026	1:23.065	1:42.302	329.8	7:29:56.704
52	1	3:41.306 B	32.977	1:20.525	1:47.804	328.8	7:33:38.010
53	1	6:20.266	3:09.405	1:25.852	1:45.009	311.8	7:39:58.276
54	1	3:33.236	33.039	1:19.919	1:40.278	331.8	7:43:31.512
55	1	3:31.137	33.356	1:20.363	1:37.418	330.8	7:47:02.649
56	1	3:29.924	33.044	1:20.256	1:36.624	328.8	7:50:32.573
57	1	3:51.322 B	33.823	1:21.158	1:56.341	322.0	7:54:23.895
58	2	4:56.202	1:57.064	1:20.968	1:38.170	326.8	7:59:20.097
59	2	3:30.703	32.913	1:21.485	1:36.305	330.8	8:02:50.800
60	2	3:33.886	33.971	1:20.840	1:39.075	331.8	8:06:24.686
61	2	3:30.668	33.493	1:20.677	1:36.498	329.8	8:09:55.354
62	2	4:19.956 B	33.559	1:20.516	2:25.881	328.8	8:14:15.310
63	2	6:17.873	1:43.837	1:21.303	3:12.733	323.9	8:20:33.183
64	2	3:59.906	34.615	1:20.804	2:04.487	326.8	8:24:33.089
65	2	3:30.631	33.603	1:20.481	1:36.547	328.8	8:28:03.720
66	2	4:33.813 B	32.996	1:20.732	2:40.085	330.8	8:32:37.533
67	2	12:19.347	9:15.129	1:26.055	1:38.163	311.8	8:44:56.880
68	2	9:33.518 B	40.023	4:19.135	4:34.360	75.4	8:54:30.398

39 **GRAFF** — Oreca 07 - Gibson, LMP2
1.Enzo GUIBBERT 2.Eric TROUILLET 3.James WINSLOW

Lap	D	Time	Sector 1	Sector 2	Sector 3	T. Spd	Elapsed
1	1	15:17.834 B	...	1:41.329	2:11.099	226.8	15:17.834
2	1	11:53.527 B	8:04.846	1:36.565	2:12.116	276.7	27:11.361
3	1	11:18.928	7:58.356	1:32.309	1:48.263	259.4	38:30.289
4	1	3:42.902	34.784	1:24.411	1:43.707	325.8	42:13.191
5	1	3:42.253	34.572	1:23.633	1:44.048	326.8	45:55.444
6	1	3:52.154 B	34.854	1:22.878	1:54.422	322.9	49:47.598
7	2	16:33.439	...	1:42.351	1:57.302	211.7	1:06:21.037
8	2	3:57.805	37.639	1:27.598	1:52.568	279.5	1:10:18.842
9	2	3:54.728	36.801	1:25.689	1:52.238	324.9	1:14:13.570
10	2	3:51.394	36.158	1:25.347	1:49.889	326.8	1:18:04.964
11	2	3:49.874	35.999	1:26.399	1:47.476	301.3	1:21:54.838
12	2	3:52.500	37.206	1:27.392	1:47.902	327.8	1:25:47.338
13	2	4:41.265	36.794	2:09.498	1:54.973	327.8	1:30:28.603
14	2	3:45.119	35.264	1:25.546	1:44.309	327.8	1:34:13.722
15	2	3:45.282	35.379	1:25.038	1:44.865	324.9	1:37:59.004
16	2	3:43.149	34.505	1:24.621	1:44.023	295.6	1:41:42.153
17	2	4:25.770 B	35.034	1:37.313	2:13.423	222.1	1:46:07.923
18	1	18:08.708	...	1:30.437	1:44.968	252.2	2:04:16.631
19	1	3:42.770	34.501	1:23.064	1:45.205	326.8	2:07:59.401
20	1	3:38.660	35.029	1:22.993	1:40.638	325.8	2:11:38.061
21	1	3:37.349	34.023	1:22.600	1:40.726	324.9	2:15:15.410
22	1	3:42.892	34.335	1:22.113	1:46.444	325.8	2:18:58.302
23	1	3:34.404	33.648	1:21.479	1:39.277	327.8	2:22:32.706

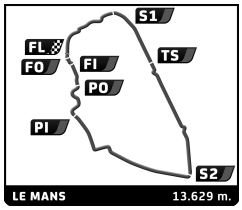

FIA WEC
Official Test 24 Hours of Le Mans
Official Test

Sector Analysis

Personal Best | Session Best | **B** Crossing the finish line in pit lane

Lap	D	Time	Sector 1	Sector 2	Sector 3	T. Spd	Elapsed
24	1	3:34.408	33.338	1:21.849	1:39.221	326.8	2:26:07.114
25	1	3:35.755	33.655	1:22.691	1:39.409	327.8	2:29:42.869
26	1	3:37.665	34.407	1:23.012	1:40.246	327.8	2:33:20.534
27	1	3:41.012 B	33.282	1:21.485	1:46.245	326.8	2:37:01.546
28	1	:11:16.082	...	1:49.853	1:46.262	184.0	5:48:17.628
29	1	3:36.235	33.305	1:21.043	1:41.887	325.8	5:51:53.863
30	1	3:34.757	33.405	1:21.864	1:39.488	326.8	5:55:28.620
31	1	4:23.232 B	33.683	1:21.164	2:28.385	327.8	5:59:51.852
32	3	18:26.141	...	1:32.498	1:55.959	247.0	6:18:17.993
33	3	3:50.248	37.004	1:26.929	1:46.315	321.0	6:22:08.241
34	3	3:48.459	36.322	1:26.164	1:45.973	321.0	6:25:56.700
35	3	3:50.489	36.868	1:26.788	1:46.833	296.4	6:29:47.189
36	3	4:23.102	35.907	1:39.954	2:07.241	323.9	6:34:10.291
37	3	6:02.361	39.369	2:52.048	2:30.944	107.6	6:40:12.652
38	3	3:53.669	38.489	1:28.519	1:46.661	326.8	6:44:06.321
39	3	3:48.937	36.325	1:26.217	1:46.395	314.5	6:47:55.258
40	3	3:43.102	35.397	1:24.265	1:43.440	326.8	6:51:38.360
41	3	3:42.707	35.489	1:23.702	1:43.516	322.9	6:55:21.067
42	3	3:58.568 B	37.581	1:25.603	1:55.384	271.8	6:59:19.635
43	2	18:04.399	...	1:33.979	1:51.987	231.2	7:17:24.034
44	2	3:46.653	35.742	1:25.165	1:45.746	322.0	7:21:10.687
45	2	3:43.620	35.480	1:24.132	1:44.008	324.9	7:24:54.307
46	2	3:43.869	35.117	1:24.092	1:44.660	323.9	7:28:38.176
47	2	3:43.505	35.184	1:23.600	1:44.721	324.9	7:32:21.681
48	2	3:43.523	35.014	1:23.421	1:45.088	327.8	7:36:05.204
49	2	3:42.155	34.621	1:23.010	1:44.524	326.8	7:39:47.359
50	2	3:43.985	34.826	1:23.614	1:45.545	325.8	7:43:31.344
51	2	3:44.652	35.680	1:23.590	1:45.382	327.8	7:47:15.996
52	2	3:58.276 B	37.300	1:24.409	1:56.567	322.9	7:51:14.272
53	3	20:24.519	...	1:37.565	1:57.630	267.1	8:11:38.791
54	3	4:45.915	38.471	1:29.598	2:37.846	307.3	8:16:24.706
55	3	5:13.588	34.330	1:25.287	3:13.971	322.0	8:21:38.294
56	3	4:23.676 B	43.411	1:37.852	2:02.413	236.2	8:26:01.970
57	3	6:18.943	3:07.362	1:24.727	1:46.854	316.3	8:32:20.913
58	3	3:37.693	34.233	1:22.743	1:40.717	323.9	8:35:58.606
59	3	3:40.343	34.380	1:23.070	1:42.893	325.8	8:39:38.949
60	3	3:36.160	34.400	1:22.006	1:39.754	325.8	8:43:15.109
61	3	7:04.665 B	43.070	2:48.761	3:32.834	78.7	8:50:19.774

40 GRAFF — Oreca 07 - Gibson — LMP2
1.James ALLEN 2.Franck MATELLI 3.Richard BRADLEY

Lap	D	Time	Sector 1	Sector 2	Sector 3	T. Spd	Elapsed
1	1	6:46.784 B	3:08.695	1:33.351	2:04.738	247.6	6:46.784
2	1	7:55.276	4:37.483	1:28.090	1:49.703	260.7	14:42.060
3	1	3:48.332	35.917	1:26.828	1:45.587	287.7	18:30.392
4	1	3:49.705	36.675	1:24.374	1:48.656	312.7	22:20.097
5	1	4:12.808	1:03.099	1:26.326	1:43.383	322.0	26:32.905
6	1	3:44.022	34.040	1:22.734	1:47.248	327.8	30:16.927
7	1	3:41.643	35.593	1:22.643	1:43.407	328.8	33:58.570
8	1	4:42.102 B	1:26.352	1:25.605	1:50.145	321.0	38:40.672
9	1	57:46.810	...	1:23.229	1:46.732	322.0	1:36:27.482
10	1	3:37.112	34.156	1:23.792	1:39.164	327.8	1:40:04.594
11	1	3:34.071	33.418	1:21.322	1:39.331	328.8	1:43:38.665
12	1	3:48.601 B	33.887	1:22.583	1:52.131	331.8	1:47:27.266
13	2	11:46.475	8:25.684	1:31.264	1:49.527	276.7	1:59:13.741
14	2	3:42.829	35.238	1:24.256	1:43.335	290.8	2:02:56.570
15	2	3:42.908	34.447	1:23.435	1:45.026	328.8	2:06:39.478
16	2	3:38.622	34.225	1:22.746	1:41.651	326.8	2:10:18.100
17	2	3:39.470	34.296	1:23.533	1:41.641	326.8	2:13:57.570
18	2	3:36.986	33.980	1:22.682	1:40.324	326.8	2:17:34.556
19	2	3:38.410	34.065	1:22.494	1:41.851	328.8	2:21:12.966
20	2	3:38.206	34.109	1:22.860	1:41.237	329.8	2:24:51.172
21	2	3:36.555	33.856	1:22.804	1:39.895	325.8	2:28:27.727
22	2	3:53.619 B	35.511	1:23.521	1:54.587	326.8	2:32:21.346
23	3	17:50.558	...	1:25.594	1:40.590	299.7	2:50:11.904
24	3	3:37.109	34.399	1:22.860	1:39.850	327.8	2:53:49.013
25	3	3:38.736	34.164	1:22.769	1:41.803	323.9	2:57:27.749
26	3	3:34.703	34.272	1:21.972	1:38.459	324.9	3:01:02.452
27	3	3:34.854	34.178	1:22.429	1:38.247	324.9	3:04:37.306
28	3	3:45.990 B	35.580	1:22.633	1:47.777	323.9	3:08:23.296
29	3	5:34.057	2:32.514	1:22.114	1:39.429	324.9	3:13:57.353
30	3	3:36.603	35.062	1:22.421	1:39.120	322.9	3:17:33.956
31	3	3:33.547	34.082	1:21.348	1:38.117	328.8	3:21:07.503
32	3	3:45.471 B	33.843	1:21.239	1:50.389	324.9	3:24:52.974
33	3	18:47.009	...	1:26.699	1:52.806	253.3	3:43:39.983
34	3	3:33.080	33.643	1:21.545	1:37.892	328.8	3:47:13.063
35	3	3:30.945	33.343	1:21.219	1:36.383	327.8	3:50:44.008
36	3	3:38.172	33.148	1:24.256	1:40.768	329.8	3:54:22.180
37	3	3:30.525	33.199	1:21.035	1:36.291	329.8	3:57:52.705
38	3	3:41.562 B	33.760	1:21.611	1:46.191	323.9	4:01:34.267
39	2	:24:23.063	...	1:27.176	1:44.478	303.0	6:25:57.330
40	2	3:40.934	35.793	1:24.047	1:41.094	306.5	6:29:38.264
41	2	4:20.700 B	33.923	1:41.385	2:05.392	327.8	6:33:58.964
42	3	10:31.141	7:26.352	1:22.646	1:42.143	322.9	6:44:30.105
43	3	3:36.237	33.159	1:23.316	1:39.762	323.9	6:48:06.342
44	3	3:37.439	34.139	1:21.688	1:41.612	329.8	6:51:43.781
45	3	3:37.495	33.606	1:22.579	1:41.310	329.8	6:55:21.276
46	3	3:42.644 B	34.649	1:22.548	1:45.447	322.0	6:59:03.920
47	1	7:34.128	4:20.693	1:27.923	1:45.512	322.0	7:06:38.048
48	1	3:35.634	34.263	1:22.695	1:38.676	326.8	7:10:13.682
49	1	5:06.942	1:12.338	2:07.469	1:47.135	322.0	7:15:20.624
50	1	3:35.984	33.810	1:23.227	1:38.947	325.8	7:18:56.608
51	1	3:37.007	33.673	1:21.919	1:41.415	326.8	7:22:33.615
52	1	3:45.510	34.789	1:25.274	1:45.447	330.8	7:26:19.125
53	1	3:39.699	34.937	1:24.436	1:40.326	329.8	7:29:58.824
54	1	3:35.567	33.933	1:22.539	1:39.095	307.3	7:33:34.391
55	1	3:45.244 B	35.270	1:22.895	1:47.079	323.9	7:37:19.635
56	2	15:06.696	...	1:26.162	1:42.408	299.7	7:52:26.331
57	2	3:38.202	33.982	1:23.156	1:41.064	325.8	7:56:04.533
58	2	3:35.372	33.401	1:22.520	1:39.451	325.8	7:59:39.905
59	2	3:35.562	33.175	1:23.400	1:38.987	328.8	8:03:15.467
60	2	3:34.186	33.223	1:22.022	1:38.941	329.8	8:06:49.653
61	2	3:43.133	33.498	1:22.428	1:47.207	329.8	8:10:32.786
62	2	4:21.175	34.259	1:22.053	2:24.863	324.9	8:14:53.961
63	2	5:39.711 B	33.589	1:23.100	3:43.022	324.9	8:20:33.672

43 KEATING MOTORSPORTS — Riley MK30 - GIBSON — LMP2
1.Ben KEATING 2.Jeroen BLEEKEMOLEN 3.Ricky TAYLOR 4.Nico DE BRUJIN

Lap	D	Time	Sector 1	Sector 2	Sector 3	T. Spd	Elapsed
1	4	20:22.979 B	...	1:45.354	2:07.856	177.9	20:22.979
2	4	13:28.029	...	1:30.526	1:48.267	238.3	33:51.008
3	4	3:51.262	36.782	1:28.546	1:45.934	265.8	37:42.270
4	4	3:59.811 B	35.848	1:27.166	1:56.797	311.8	41:42.081
5	2	35:20.203	...	1:29.468	1:46.552	252.2	1:17:02.284

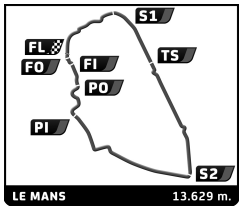

FIA WEC
Official Test 24 Hours of Le Mans
Official Test

Sector Analysis

Personal Best | Session Best | **B** Crossing the finish line in pit lane

Lap	D	Time	Sector 1	Sector 2	Sector 3	T. Spd	Elapsed
6	2	3:46.476	36.839	1:25.599	1:44.038	294.8	1:20:48.760
7	2	4:01.358	37.390	1:33.969	1:49.999	316.3	1:24:50.118
8	2	5:35.331 B	1:04.890	2:24.604	2:05.837	185.6	1:30:25.449
9	2	22:29.122 B	...	1:30.467	1:56.111	263.9	1:52:54.571
10	2	:16:39.937	...	1:29.795	1:44.616	276.7	5:09:34.508
11	2	3:44.197	35.873	1:25.258	1:43.066	312.7	5:13:18.705
12	2	3:43.062	35.291	1:24.918	1:42.853	313.6	5:17:01.767
13	2	3:52.166 B	35.615	1:25.572	1:50.979	312.7	5:20:53.933
14	2	14:38.674	...	1:26.037	1:43.666	303.0	5:35:32.607
15	2	3:42.417	35.226	1:24.711	1:42.480	314.5	5:39:15.024
16	2	3:56.115 B	35.546	1:24.624	1:55.945	314.5	5:43:11.139
17	3	32:40.980	...	1:29.387	1:46.593	273.2	6:15:52.119
18	3	3:43.418	34.723	1:24.268	1:44.427	315.4	6:19:35.537
19	3	3:50.046 B	35.095	1:25.543	1:49.408	302.2	6:23:25.583
20	3	36:09.344	...	1:26.203	1:43.447	299.7	6:59:34.927
21	3	3:41.563	35.458	1:24.358	1:41.747	313.6	7:03:16.490
22	3	3:39.608	34.592	1:24.046	1:40.970	315.4	7:06:56.098
23	3	3:58.957 B	34.293	1:27.998	1:56.666	317.2	7:10:55.055
24	3	13:42.762	...	1:24.783	1:43.395	312.7	7:24:37.817
25	3	3:38.671	34.225	1:23.475	1:40.971	315.4	7:28:16.488
26	3	3:52.085 B	35.053	1:26.009	1:51.023	315.4	7:32:08.573
27	1	13:21.260	9:57.180	1:30.852	1:53.228	294.0	7:45:29.833
28	1	4:04.248 B	39.137	1:27.548	1:57.563	313.6	7:49:34.081
29	1	12:26.229	9:09.847	1:27.902	1:48.480	313.6	8:02:00.310
30	1	3:53.826	37.072	1:26.566	1:50.188	312.7	8:05:54.136
31	1	3:50.433	36.603	1:25.949	1:47.881	313.6	8:09:44.569
32	1	4:31.869	36.243	1:26.961	2:28.665	313.6	8:14:16.438
33	1	5:36.619	36.038	1:26.445	3:34.136	313.6	8:19:53.057
34	1	4:39.190	38.168	1:27.138	2:33.884	314.5	8:24:32.247
35	1	4:00.698 B	36.409	1:26.177	1:58.112	311.8	8:28:32.945
36	2	8:39.131	5:24.681	1:27.792	1:46.658	297.2	8:37:12.076
37	2	4:19.911	36.502	1:25.664	2:17.745	312.7	8:41:31.987
38	2	4:10.186 B	43.197	1:33.682	1:53.307	299.7	8:45:42.173

45 **Algarve Pro Racing** — LIGIER JSP217 - Gibson — LMP2
1.Mark PATTERSON 3.Vincent CAPILLAIRE
2.Matthew MCMURRY 4.Dean KOUTSOUMIDIS

Lap	D	Time	Sector 1	Sector 2	Sector 3	T. Spd	Elapsed
1	4	4:56.190	58.768	1:46.122	2:11.300	177.6	4:56.190
2	4	4:22.874	43.612	1:36.205	2:03.057	238.3	9:19.064
3	4	4:15.711	41.357	1:34.023	2:00.331	251.6	13:34.775
4	4	4:07.137	40.417	1:30.921	1:55.799	295.6	17:41.912
5	4	4:09.714	41.411	1:31.690	1:56.613	277.4	21:51.626
6	4	4:29.400	1:01.194	1:36.824	1:51.382	311.8	26:21.026
7	4	4:03.582	37.851	1:29.756	1:55.975	298.8	30:24.608
8	4	4:14.503 B	39.669	1:30.103	2:04.731	289.3	34:39.111
9	1	16:20.815	...	1:33.645	2:01.003	280.3	50:59.926
10	1	4:27.851	1:06.308	1:30.085	1:51.458	274.6	55:27.777
11	1	3:59.034	38.351	1:28.857	1:51.826	315.4	59:26.811
12	1	4:47.613	59.454	1:58.871	1:49.288	211.7	1:04:14.424
13	1	3:54.518	37.410	1:27.931	1:49.177	317.2	1:08:08.942
14	1	3:56.970	38.889	1:28.092	1:49.989	316.3	1:12:05.912
15	1	3:51.098	36.681	1:26.721	1:47.696	315.4	1:15:57.010
16	1	3:49.002	36.886	1:26.311	1:45.805	317.2	1:19:46.012
17	1	4:01.146 B	36.068	1:28.871	1:56.207	316.3	1:23:47.158
18	3	10:32.653	7:11.820	1:29.871	1:50.962	270.4	1:34:19.811
19	3	3:48.831	37.335	1:26.752	1:44.744	321.0	1:38:08.642
20	3	3:45.133	35.121	1:25.519	1:44.493	317.2	1:41:53.775
21	3	3:43.041	34.988	1:24.973	1:43.080	317.2	1:45:36.816
22	3	3:42.713	34.405	1:25.952	1:42.356	289.3	1:49:19.529
23	3	3:41.145	34.586	1:24.919	1:41.640	317.2	1:53:00.674
24	3	3:53.513 B	34.824	1:23.768	1:54.921	321.0	1:56:54.187
25	3	11:28.884	8:19.741	1:26.716	1:42.427	301.3	2:08:23.071
26	3	3:39.008	34.310	1:23.980	1:40.718	318.2	2:12:02.079
27	3	3:51.112 B	35.207	1:25.279	1:50.626	291.6	2:15:53.191
28	3	7:19.536	4:11.359	1:24.613	1:43.564	317.2	2:23:12.727
29	3	3:40.438	33.988	1:23.479	1:42.971	320.1	2:26:53.165
30	3	3:38.730	34.639	1:23.548	1:40.543	319.1	2:30:31.895
31	3	3:42.139	34.317	1:25.069	1:42.753	317.2	2:34:14.034
32	3	3:38.082	34.099	1:23.375	1:40.608	321.0	2:37:52.116
33	3	3:36.809	33.444	1:23.234	1:40.131	317.2	2:41:28.925
34	3	3:46.299 B	33.487	1:22.846	1:49.966	316.3	2:45:15.224
35	2	6:37.414	3:23.872	1:27.633	1:45.909	312.7	2:51:52.638
36	2	3:46.316	36.664	1:24.637	1:45.015	311.8	2:55:38.954
37	2	3:43.485	35.645	1:24.186	1:43.654	304.7	2:59:22.439
38	2	3:42.123	34.930	1:24.303	1:42.890	319.1	3:03:04.562
39	2	3:41.351	34.143	1:23.983	1:43.225	318.2	3:06:45.913
40	2	3:39.202	34.247	1:23.851	1:41.104	320.1	3:10:25.115
41	2	3:41.154	34.987	1:24.675	1:41.492	318.2	3:14:06.269
42	2	3:42.074	36.265	1:24.363	1:41.446	319.1	3:17:48.343
43	2	3:42.873	34.580	1:24.908	1:43.385	318.2	3:21:31.216
44	2	3:48.245 B	34.175	1:22.923	1:51.147	316.3	3:25:19.461
45	2	5:27.463	2:20.500	1:24.591	1:42.372	315.4	3:30:46.924
46	2	3:41.961	34.322	1:23.246	1:44.393	319.1	3:34:28.885
47	2	3:46.734	36.764	1:27.992	1:41.978	318.2	3:38:15.619
48	2	3:45.640 B	34.149	1:23.314	1:48.177	318.2	3:42:01.259
49	1	5:54.053	2:38.391	1:27.432	1:48.230	303.0	3:47:55.312
50	1	3:52.853	38.900	1:26.910	1:47.043	318.2	3:51:48.165
51	1	3:49.176	36.113	1:26.749	1:46.314	315.4	3:55:37.341
52	1	3:49.362	37.042	1:25.995	1:46.325	316.3	3:59:26.703
53	1	3:49.821	36.329	1:26.088	1:47.404	316.3	4:03:16.524
54	2	:03:55.320	38.519	1:38.534	...	313.6	5:07:11.844
55	2	3:37.475	34.298	1:22.888	1:40.289	316.3	5:10:49.319
56	2	3:39.138	34.310	1:22.790	1:42.038	315.4	5:14:28.457
57	2	3:36.695	34.045	1:22.837	1:39.813	316.3	5:18:05.152
58	2	3:36.544	33.973	1:22.267	1:40.304	317.2	5:21:41.696
59	2	3:44.364 B	33.835	1:23.082	1:47.447	317.2	5:25:26.060
60	2	6:55.814	3:51.914	1:23.947	1:39.953	316.3	5:32:21.874
61	2	3:47.547 B	36.210	1:23.076	1:48.261	316.3	5:36:09.421
62	2	5:55.471	2:48.442	1:24.571	1:42.458	310.0	5:42:04.892
63	2	3:48.449 B	34.695	1:22.790	1:50.964	322.0	5:45:53.341
64	2	11:06.148	7:59.257	1:24.828	1:42.063	314.5	5:56:59.489
65	2	5:49.133 B	34.212	1:36.147	3:38.774	314.5	6:02:48.622
66	3	11:35.523	8:24.913	1:28.104	1:42.506	310.0	6:14:24.145
67	3	3:41.674	34.135	1:24.292	1:43.247	316.3	6:18:05.819
68	3	3:42.556	34.401	1:24.277	1:43.878	315.4	6:21:48.375
69	3	3:39.547	34.312	1:23.509	1:41.726	316.3	6:25:27.922
70	3	3:50.128 B	34.401	1:25.359	1:50.368	318.2	6:29:18.050
71	3	13:57.981	...	1:26.389	1:43.284	311.8	6:43:16.031
72	3	3:41.218	35.821	1:24.413	1:40.984	316.3	6:46:57.249
73	3	3:38.557	34.227	1:23.602	1:40.728	316.3	6:50:35.806
74	3	3:38.273	35.534	1:23.170	1:39.569	315.4	6:54:14.079
75	3	3:36.600	33.811	1:23.154	1:39.635	316.3	6:57:50.679
76	3	3:43.360 B	33.782	1:22.861	1:46.717	318.2	7:01:34.039
77	1	6:00.762	2:43.069	1:28.720	1:48.973	290.8	7:07:34.801

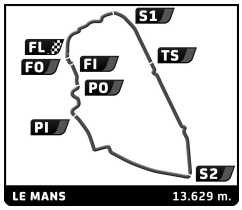

FIA WEC
Official Test 24 Hours of Le Mans
Official Test

Sector Analysis

Personal Best | Session Best | **B** Crossing the finish line in pit lane

Lap	D	Time	Sector 1	Sector 2	Sector 3	T. Spd	Elapsed
78	1	4:48.189	36.448	2:13.452	1:58.289	280.3	7:12:22.990
79	1	3:52.522	35.844	1:30.011	1:46.667	278.8	7:16:15.512
80	1	3:50.744	37.071	1:27.195	1:46.478	283.2	7:20:06.256
81	1	3:50.910	35.927	1:27.112	1:47.871	278.1	7:23:57.166
82	1	3:49.914	36.254	1:26.561	1:47.099	289.3	7:27:47.080
83	1	4:01.122 B	37.468	1:27.175	1:56.479	287.7	7:31:48.202
84	2	11:15.365	8:03.128	1:26.434	1:45.803	288.5	7:43:03.567
85	2	3:51.191 B	36.826	1:24.233	1:50.132	321.0	7:46:54.758
86	2	5:36.675	2:31.343	1:23.337	1:41.995	317.2	7:52:31.433
87	2	3:41.942	34.736	1:23.502	1:43.704	320.1	7:56:13.375
88	2	3:46.318 B	34.107	1:22.981	1:49.230	322.9	7:59:59.693
89	4	9:02.844	5:28.407	1:34.034	2:00.403	231.2	8:09:02.537
90	4	4:49.956	38.704	1:33.816	2:37.436	257.6	8:13:52.493
91	4	5:46.705	38.009	1:31.030	3:37.666	282.5	8:19:39.198
92	4	5:03.556	40.106	1:31.376	2:52.074	304.7	8:24:42.754
93	4	4:22.088 B	42.270	1:32.159	2:07.659	278.8	8:29:04.842
94	3	6:13.983	3:01.791	1:26.386	1:45.806	311.8	8:35:18.825
95	3	3:59.073 B	37.200	1:27.511	1:54.362	316.3	8:39:17.898
96	3	14:13.116 B	5:56.220	3:42.080	4:34.816	78.8	8:53:31.014

47 CETILAR VILLORBA CORSE — Dallara P217 - Gibson — LMP2
1.Roberto LACORTE 2.Giorgio SERNAGIOTTO 3.Andrea BELICCHI

Lap	D	Time	Sector 1	Sector 2	Sector 3	T. Spd	Elapsed
1	3	20:28.952 B	...	1:29.000	1:53.737	263.2	20:28.952
2	3	7:45.575	4:35.003	1:27.610	1:42.962	273.2	28:14.527
3	3	3:38.125	34.395	1:23.095	1:40.635	318.2	31:52.652
4	3	3:39.126	34.184	1:22.910	1:42.032	330.8	35:31.778
5	3	3:37.441	34.164	1:21.940	1:41.337	338.1	39:09.219
6	3	3:39.935	35.256	1:22.616	1:42.063	322.9	42:49.154
7	3	3:45.971 B	34.349	1:21.964	1:49.658	318.2	46:35.125
8	3	26:16.462	...	1:24.222	1:42.729	328.8	1:12:51.587
9	3	3:36.501	34.290	1:21.373	1:40.838	340.2	1:16:28.088
10	3	3:37.346	34.571	1:22.842	1:39.933	336.0	1:20:05.434
11	3	3:48.708 B	35.004	1:23.844	1:49.860	301.3	1:23:54.142
12	3	10:25.314	7:14.273	1:24.535	1:46.506	313.6	1:34:19.456
13	3	3:40.137	33.844	1:23.073	1:43.220	337.0	1:37:59.593
14	3	3:46.115 B	34.602	1:22.801	1:48.712	317.2	1:41:45.708
15	1	19:41.481	...	1:29.964	1:53.350	262.6	2:01:27.189
16	1	3:52.639	37.079	1:27.034	1:48.526	308.2	2:05:19.828
17	1	3:50.480	36.654	1:26.110	1:47.716	280.3	2:09:10.308
18	1	3:50.053	36.424	1:26.023	1:47.606	338.1	2:13:00.361
19	1	3:44.977	35.252	1:24.078	1:45.647	340.2	2:16:45.338
20	1	3:43.271	35.042	1:23.556	1:44.673	339.1	2:20:28.609
21	1	3:42.699	35.318	1:23.295	1:44.086	341.3	2:24:11.308
22	1	3:49.750 B	34.773	1:23.004	1:51.973	336.0	2:28:01.058
23	1	10:49.440	7:41.056	1:24.556	1:43.828	295.6	2:38:50.498
24	1	3:41.459	35.494	1:23.209	1:42.756	337.0	2:42:31.957
25	1	3:42.106	35.679	1:22.843	1:43.584	337.0	2:46:14.063
26	1	3:39.338	35.016	1:22.134	1:42.188	337.0	2:49:53.401
27	1	3:52.226 B	35.498	1:22.613	1:54.115	338.1	2:53:45.627
28	2	11:19.934	8:00.284	1:31.375	1:48.275	298.0	3:05:05.561
29	2	3:51.832 B	36.064	1:22.991	1:52.777	324.9	3:08:57.393
30	2	7:33.156	4:25.833	1:22.965	1:44.358	330.8	3:16:30.549
31	2	3:43.185	36.247	1:23.432	1:43.506	298.8	3:20:13.734
32	2	3:50.699 B	34.831	1:23.523	1:52.345	324.9	3:24:04.433
33	2	6:01.744	2:48.756	1:27.166	1:45.822	296.4	3:30:06.177
34	2	3:38.106	34.294	1:22.355	1:41.457	321.0	3:33:44.283
35	2	3:38.688	34.248	1:21.392	1:43.048	337.0	3:37:22.971
36	2	3:39.851	36.390	1:22.210	1:41.251	339.1	3:41:02.822
37	2	3:36.484	34.217	1:21.155	1:41.112	339.1	3:44:39.306
38	2	3:37.947	35.145	1:21.593	1:41.209	337.0	3:48:17.253
39	2	3:35.451	33.915	1:21.030	1:40.506	332.9	3:51:52.704
40	2	4:17.491 B	34.734	1:33.869	2:08.888	248.1	3:56:10.195
41	2	:37:36.428	...	1:26.278	1:41.402	273.9	5:33:46.623
42	2	3:42.127	34.283	1:22.409	1:45.435	337.0	5:37:28.750
43	2	3:37.002	34.654	1:21.709	1:40.639	337.0	5:41:05.752
44	2	3:38.862	35.280	1:22.236	1:41.346	338.1	5:44:44.614
45	2	3:36.505	34.008	1:21.830	1:40.667	336.0	5:48:21.119
46	2	3:47.306 B	34.314	1:22.403	1:50.589	338.1	5:52:08.425
47	3	13:58.195 B	6:23.724	3:04.958	4:29.513	172.3	6:06:06.620
48	3	9:54.710	6:45.849	1:25.941	1:42.920	260.0	6:16:01.330
49	3	3:36.759	34.569	1:21.999	1:40.191	339.1	6:19:38.089
50	3	3:37.677	34.577	1:21.951	1:41.149	334.9	6:23:15.766
51	3	3:35.130	34.394	1:21.327	1:39.409	336.0	6:26:50.896
52	3	3:37.328	35.433	1:22.459	1:39.436	276.7	6:30:28.224
53	3	6:12.777 B	34.593	2:01.167	3:37.017	277.4	6:36:41.001
54	3	11:02.617	7:56.336	1:22.494	1:43.787	306.5	6:47:43.618
55	3	3:32.567	32.936	1:20.730	1:38.901	336.0	6:51:16.185
56	3	3:34.266	34.208	1:20.969	1:39.089	338.1	6:54:50.451
57	3	3:33.516	34.313	1:21.027	1:38.176	338.1	6:58:23.967
58	3	3:41.507 B	34.102	1:21.466	1:45.939	337.0	7:02:05.474
59	1	13:01.563	9:01.333	2:09.254	1:50.976	297.2	7:15:07.037
60	1	3:43.884	35.343	1:23.627	1:44.914	334.9	7:18:50.921
61	1	3:42.077	35.482	1:23.054	1:43.541	338.1	7:22:32.998
62	1	3:45.956	35.039	1:22.580	1:48.337	332.9	7:26:18.954
63	1	3:41.377	34.840	1:23.332	1:43.205	333.9	7:30:00.331
64	1	3:41.134	34.877	1:22.250	1:44.007	337.0	7:33:41.465
65	1	3:39.780	34.990	1:22.503	1:42.287	338.1	7:37:21.245
66	1	3:45.565 B	34.603	1:21.696	1:49.266	339.1	7:41:06.810
67	1	15:54.030	...	1:23.413	1:41.565	327.8	7:57:00.840
68	1	3:36.953	34.079	1:21.329	1:41.545	339.1	8:00:37.793
69	1	3:38.845	34.436	1:21.679	1:42.730	337.0	8:04:16.638
70	1	3:37.718	34.490	1:21.219	1:42.009	334.9	8:07:54.356
71	1	3:54.052 B	34.303	1:22.361	1:57.388	338.1	8:11:48.408
72	2	16:55.975	...	1:25.099	1:42.141	283.2	8:28:44.383
73	2	3:39.365	33.595	1:22.489	1:43.281	332.9	8:32:23.748
74	2	3:36.232	33.939	1:22.307	1:39.986	339.1	8:35:59.980
75	2	3:34.627	33.973	1:21.288	1:39.366	336.0	8:39:34.607
76	2	3:46.459 B	34.416	1:22.253	1:49.790	336.0	8:43:21.066

49 Arc Bratislava — LIGIER JSP217 - Gibson — LMP2
1.Miroslav KONOPKA 2.Konstantin CALKO 3.Rik BREUKERS

Lap	D	Time	Sector 1	Sector 2	Sector 3	T. Spd	Elapsed
1	3	30:14.034 B	...	1:33.681	2:00.899	298.0	30:14.034
2	3	8:55.204	5:34.566	1:30.614	1:50.024	269.1	39:09.238
3	3	3:50.819	37.426	1:27.211	1:46.182	319.1	43:00.057
4	3	3:46.015	35.788	1:25.281	1:44.946	322.9	46:46.072
5	3	4:14.851	58.230	1:24.870	1:51.751	322.0	51:00.923
6	3	4:27.307	1:06.625	1:25.292	1:55.390	322.9	55:28.230
7	3	3:52.556	37.720	1:25.930	1:48.906	317.2	59:20.786
8	3	5:02.654 B	40.718	2:26.876	1:55.060	229.2	1:04:23.440
9	2	17:44.679	...	1:35.866	1:54.831	253.3	1:22:08.119
10	2	4:45.905	1:06.602	1:43.609	1:55.694	320.1	1:26:54.024
11	2	4:25.139	36.253	2:02.617	1:46.269	322.9	1:31:19.163

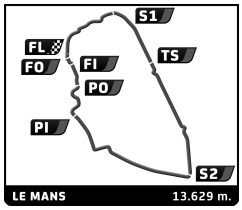

FIA WEC
Official Test 24 Hours of Le Mans
Official Test

Sector Analysis

Personal Best | Session Best | **B** Crossing the finish line in pit lane

Lap	D	Time	Sector 1	Sector 2	Sector 3	T. Spd	Elapsed
12	2	3:45.652	35.797	1:25.279	1:44.576	322.9	1:35:04.815
13	2	3:44.723	35.584	1:24.865	1:44.274	325.8	1:38:49.538
14	2	3:43.006	35.179	1:24.316	1:43.511	324.9	1:42:32.544
15	2	3:42.040	35.228	1:23.993	1:42.819	327.8	1:46:14.584
16	2	3:41.521	35.403	1:23.736	1:42.382	324.9	1:49:56.105
17	2	3:39.806	35.321	1:23.425	1:41.060	324.9	1:53:35.911
18	2	3:55.725 B	36.538	1:24.511	1:54.676	324.9	1:57:31.636
19	1	17:42.992	...	1:34.613	1:57.230	214.6	2:15:14.628
20	1	4:04.710	40.722	1:30.616	1:53.372	286.9	2:19:19.338
21	1	4:00.729	38.469	1:29.005	1:53.255	314.5	2:23:20.067
22	1	3:58.165	37.874	1:28.946	1:51.345	321.0	2:27:18.232
23	1	3:58.012	37.662	1:30.018	1:50.332	265.8	2:31:16.244
24	1	3:57.941	37.331	1:28.969	1:51.641	298.8	2:35:14.185
25	1	4:00.013	39.571	1:29.205	1:51.237	298.0	2:39:14.198
26	1	3:57.550	37.169	1:28.450	1:51.931	313.6	2:43:11.748
27	1	3:54.852	38.191	1:27.391	1:49.270	319.1	2:47:06.600
28	1	3:54.653	37.137	1:27.155	1:50.361	317.2	2:51:01.253
29	1	4:05.254 B	37.860	1:28.227	1:59.167	292.4	2:55:06.507
30	3	7:30.044	4:17.384	1:27.831	1:44.829	303.0	3:02:36.551
31	3	3:50.313	35.432	1:27.125	1:47.756	280.3	3:06:26.864
32	3	3:41.549	34.925	1:24.290	1:42.334	324.9	3:10:08.413
33	3	3:43.569	36.251	1:24.452	1:42.866	326.8	3:13:51.982
34	3	3:42.748	35.280	1:24.276	1:43.192	323.9	3:17:34.730
35	3	3:42.169	35.539	1:23.924	1:42.706	325.8	3:21:16.899
36	3	3:41.381	36.103	1:23.771	1:41.507	322.9	3:24:58.280
37	3	3:54.224	40.816	1:23.223	1:50.185	322.9	3:28:52.504
38	3	3:54.248	48.900	1:23.617	1:41.731	322.9	3:32:46.752
39	3	3:45.634 B	35.255	1:22.609	1:47.770	324.9	3:36:32.386
40	2	6:01.931	2:53.394	1:25.721	1:42.816	321.0	3:42:34.317
41	2	3:40.412	35.178	1:23.475	1:41.759	323.9	3:46:14.729
42	2	3:38.905	34.792	1:22.681	1:41.432	325.8	3:49:53.634
43	2	3:39.720	34.581	1:24.611	1:40.528	323.9	3:53:33.354
44	2	3:39.357	34.491	1:23.627	1:41.239	324.9	3:57:12.711
45	2	3:39.201	34.771	1:23.241	1:41.189	323.9	4:00:51.912
46	1	:33:21.850 B	34.650	1:28.271	...	325.8	5:34:13.762
47	1	8:01.594	4:43.653	1:29.242	1:48.699	300.5	5:42:15.356
48	1	3:51.776	37.266	1:26.945	1:47.565	312.7	5:46:07.132
49	1	3:51.221	36.447	1:26.920	1:47.854	312.7	5:49:58.353
50	1	3:53.221	36.902	1:27.059	1:49.260	295.6	5:53:51.574
51	1	3:50.165	36.832	1:26.222	1:47.111	317.2	5:57:41.739
52	1	7:41.988 B	36.113	2:26.576	4:39.299	180.9	6:05:23.727
53	1	10:45.660	7:20.004	1:32.974	1:52.682	289.3	6:16:09.387
54	1	3:53.883	37.834	1:27.289	1:48.760	319.1	6:20:03.270
55	1	3:51.163	36.394	1:26.322	1:48.447	310.9	6:23:54.433
56	1	3:49.612	36.588	1:26.433	1:46.591	322.0	6:27:44.045
57	1	3:50.930	36.347	1:25.984	1:48.599	321.0	6:31:34.975
58	1	7:21.111	56.920	3:05.207	3:18.984	118.7	6:38:56.086
59	1	3:55.205	38.736	1:27.884	1:48.585	311.8	6:42:51.291
60	1	3:50.622	36.650	1:26.197	1:47.775	320.1	6:46:41.913
61	1	3:53.449	37.007	1:29.256	1:47.186	288.5	6:50:35.362
62	1	3:50.709	38.321	1:25.992	1:46.396	322.0	6:54:26.071
63	1	3:58.160 B	36.113	1:26.250	1:55.797	315.4	6:58:24.231
64	2	7:30.666	4:16.155	1:27.520	1:46.991	315.4	7:05:54.897
65	2	3:42.471	35.663	1:24.511	1:42.297	322.9	7:09:37.368
66	2	5:01.491 B	34.738	2:15.972	2:10.781	258.2	7:14:38.859

50 **Larbre Competition** — Chevrolet Corvette C7.R
1.Fernando REES 3.Christian PHILIPPON 2.Romain BRANDELA — LMGTE Am

Lap	D	Time	Sector 1	Sector 2	Sector 3	T. Spd	Elapsed
1	1	22:29.514 B	...	1:48.746	2:07.881	210.1	22:29.514
2	1	7:15.463	3:35.973	1:38.181	2:01.309	251.0	29:44.977
3	1	4:04.191	38.190	1:33.693	1:52.308	278.1	33:49.168
4	1	4:18.511 B	38.812	1:35.506	2:04.193	289.3	38:07.679
5	3	7:44.086	4:01.348	1:39.825	2:02.913	261.9	45:51.765
6	3	4:33.588	42.709	1:37.872	2:13.007	290.8	50:25.353
7	3	4:46.234	1:11.654	1:36.259	1:58.321	286.9	55:11.587
8	3	4:15.627	40.502	1:36.071	1:59.054	290.8	59:27.214
9	3	5:04.152	1:03.209	2:03.906	1:57.037	251.0	1:04:31.366
10	3	4:12.125	39.653	1:34.526	1:57.946	293.2	1:08:43.491
11	3	4:09.824	39.758	1:34.366	1:55.700	291.6	1:12:53.315
12	3	4:08.014	39.227	1:33.860	1:54.927	291.6	1:17:01.329
13	3	4:08.776	40.038	1:34.199	1:54.539	294.8	1:21:10.105
14	3	4:29.520 B	40.393	1:36.109	2:13.018	286.2	1:25:39.625
15	1	16:38.455	...	1:55.459	2:09.589	185.6	1:42:18.080
16	1	4:19.977	41.145	1:41.657	1:57.175	231.6	1:46:38.057
17	1	4:05.282	38.090	1:33.910	1:53.282	273.9	1:50:43.339
18	1	4:03.015	38.113	1:32.883	1:52.019	290.8	1:54:46.354
19	1	4:02.460	37.957	1:32.304	1:52.199	291.6	1:58:48.814
20	1	4:18.131 B	39.459	1:37.126	2:01.546	241.5	2:03:06.945
21	1	17:58.825	...	1:48.140	2:01.291	201.5	2:21:05.770
22	1	4:11.798	40.005	1:36.197	1:55.596	225.8	2:25:17.568
23	1	4:03.851	38.595	1:33.576	1:51.680	258.2	2:29:21.419
24	1	4:00.060	37.592	1:32.304	1:50.164	286.9	2:33:21.479
25	1	4:21.526 B	40.325	1:37.009	2:04.192	255.1	2:37:43.005
26	2	7:36.518	4:00.538	1:37.518	1:58.462	261.3	2:45:19.523
27	2	4:12.511	39.778	1:35.203	1:57.530	283.9	2:49:32.034
28	2	4:11.696	39.899	1:35.258	1:56.539	235.2	2:53:43.730
29	2	4:23.837 B	39.697	1:34.608	2:09.532	259.4	2:58:07.567
30	2	7:12.030	3:39.124	1:36.695	1:56.211	250.4	3:05:19.597
31	2	4:08.579	38.780	1:35.184	1:54.615	241.5	3:09:28.176
32	2	4:06.670	38.920	1:33.769	1:53.981	273.2	3:13:34.846
33	2	4:07.181	38.424	1:34.053	1:54.704	265.1	3:17:42.027
34	2	4:06.731	38.317	1:34.313	1:54.101	268.4	3:21:48.758
35	2	4:13.498	38.436	1:33.690	2:01.372	270.4	3:26:02.256
36	2	4:45.634 B	1:07.023	1:35.537	2:03.074	272.5	3:30:47.890
37	3	6:30.278	2:50.234	1:37.870	2:02.174	289.3	3:37:18.168
38	3	4:16.897	40.961	1:36.437	1:59.499	287.7	3:41:35.065
39	3	4:43.123	1:05.856	1:37.116	2:00.151	289.3	3:46:18.188
40	3	4:13.198	41.038	1:35.648	1:56.512	290.0	3:50:31.386
41	3	4:13.336	40.111	1:36.035	1:57.190	282.5	3:54:44.722
42	3	4:13.532	40.111	1:35.842	1:57.579	283.2	3:58:58.254
43	3	4:11.378	40.208	1:35.459	1:55.711	288.5	4:03:09.632
44	2	:43:34.694	45.689	1:44.676	...	265.8	5:46:44.326
45	2	4:08.301	38.603	1:34.828	1:54.870	266.5	5:50:52.627
46	2	4:07.735	39.200	1:34.401	1:54.134	273.2	5:55:00.362
47	2	4:18.411	38.985	1:34.036	2:05.390	288.5	5:59:18.773
48	2	9:26.357 B	49.150	3:35.701	5:01.506	168.8	6:08:45.130
49	1	8:22.722	4:54.317	1:35.622	1:52.783	279.5	6:17:07.852
50	1	4:03.872	40.510	1:32.255	1:51.107	290.8	6:21:11.724
51	1	3:58.302	37.448	1:31.014	1:49.840	291.6	6:25:10.026
52	1	4:14.065 B	39.152	1:33.442	2:01.471	259.4	6:29:24.091
53	1	14:31.203	...	1:36.058	1:52.534	255.7	6:43:55.294
54	1	4:00.452	37.769	1:31.836	1:50.847	290.8	6:47:55.746

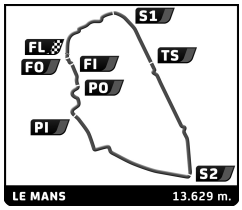

FIA WEC
Official Test 24 Hours of Le Mans
Official Test

Sector Analysis

Personal Best | Session Best | **B** Crossing the finish line in pit lane

Lap	D	Time	Sector 1	Sector 2	Sector 3	T. Spd	Elapsed
55	1	4:00.717	37.925	1:32.084	1:50.708	273.9	6:51:56.463
56	1	3:59.301	37.886	1:31.691	1:49.724	283.9	6:55:55.764
57	1	4:06.120 B	37.943	1:31.859	1:56.318	282.5	7:00:01.884
58	3	6:40.128	3:01.890	1:38.349	1:59.889	277.4	7:06:42.012
59	3	4:20.935	40.914	1:36.271	2:03.750	278.1	7:11:02.947
60	3	5:11.627	40.304	2:22.617	2:08.706	286.9	7:16:14.574
61	3	4:16.154	42.052	1:36.222	1:57.880	286.2	7:20:30.728
62	3	4:31.453 B	40.706	1:39.285	2:11.462	289.3	7:25:02.181
63	3	7:00.882	3:26.253	1:36.511	1:58.118	280.3	7:32:03.063
64	3	4:15.431	40.342	1:35.853	1:59.236	286.2	7:36:18.494
65	3	4:13.563	40.592	1:35.712	1:57.259	281.7	7:40:32.057
66	3	4:28.793 B	41.030	1:36.239	2:11.524	278.1	7:45:00.850
67	1	9:15.335	5:48.723	1:32.702	1:53.910	277.4	7:54:16.185
68	1	4:02.482	38.119	1:32.210	1:52.153	282.5	7:58:18.667
69	1	4:00.752	37.563	1:31.934	1:51.255	283.2	8:02:19.419
70	1	4:00.657	38.054	1:31.943	1:50.660	282.5	8:06:20.076
71	1	4:24.907 B	41.628	1:39.162	2:04.117	246.4	8:10:44.983
72	2	6:42.749	2:27.935	1:35.675	2:39.139	275.3	8:17:27.732
73	2	5:28.002	39.479	1:35.552	3:12.971	284.7	8:22:55.734
74	2	4:10.269	39.918	1:34.709	1:55.642	287.7	8:27:06.003
75	2	4:41.150 B	46.632	1:35.661	2:18.857	286.2	8:31:47.153
76	2	5:37.926	2:07.305	1:34.250	1:56.371	287.7	8:37:25.079
77	2	4:38.554	38.798	1:33.786	2:25.970	291.6	8:42:03.633
78	2	4:24.972 B	39.912	1:41.378	2:03.682	276.7	8:46:28.605

51 AF Corse — Ferrari 488 GTE — LMGTE Pro
1.James CALADO 3.Lucas DI GRASSI 2.Alessandro PIER GUIDI

Lap	D	Time	Sector 1	Sector 2	Sector 3	T. Spd	Elapsed
1	1	:04:55.963	...	1:40.792	1:57.976	239.9	1:04:55.963
2	1	4:04.985	38.657	1:34.187	1:52.141	285.4	1:09:00.948
3	1	4:01.883	37.561	1:33.366	1:50.956	283.2	1:13:02.831
4	1	4:01.744	37.682	1:32.925	1:51.137	283.9	1:17:04.575
5	1	4:07.764 B	37.495	1:32.900	1:57.369	291.6	1:21:12.339
6	2	13:08.073	9:29.856	1:40.796	1:57.421	251.6	1:34:20.412
7	2	4:05.610	37.814	1:34.291	1:53.505	286.2	1:38:26.022
8	2	4:10.143 B	37.626	1:33.062	1:59.455	286.9	1:42:36.165
9	2	6:42.607	3:15.752	1:34.812	1:52.043	284.7	1:49:18.772
10	2	4:00.889	37.574	1:32.881	1:50.434	285.4	1:53:19.661
11	2	4:12.919 B	37.504	1:32.854	2:02.561	285.4	1:57:32.580
12	3	17:20.722	...	1:37.190	1:55.277	281.0	2:14:53.302
13	3	4:06.524	38.261	1:34.905	1:53.358	285.4	2:18:59.826
14	3	4:03.334	37.974	1:33.537	1:51.823	286.9	2:23:03.160
15	3	4:02.709	37.620	1:33.231	1:51.858	286.9	2:27:05.869
16	3	4:01.596	37.370	1:33.144	1:51.082	285.4	2:31:07.465
17	3	4:07.753 B	37.835	1:32.739	1:57.179	286.2	2:35:15.218
18	3	5:20.252	1:55.387	1:34.021	1:50.844	286.9	2:40:35.470
19	3	3:59.136	37.115	1:32.108	1:49.913	286.9	2:44:34.606
20	3	3:58.817	37.332	1:32.036	1:49.449	286.2	2:48:33.423
21	3	4:00.716	37.604	1:33.097	1:50.015	285.4	2:52:34.139
22	3	4:07.796 B	38.339	1:32.951	1:56.506	284.7	2:56:41.935
23	3	5:23.013	1:56.576	1:32.441	1:53.996	289.3	3:02:04.948
24	3	4:00.029	37.513	1:32.079	1:50.437	291.6	3:06:04.977
25	3	3:59.917	37.598	1:32.166	1:50.153	288.5	3:10:04.894
26	3	3:59.851	37.459	1:31.690	1:50.702	290.8	3:14:04.745
27	3	4:11.608 B	37.586	1:37.423	1:56.599	286.2	3:18:16.353
28	1	16:13.907	...	1:34.078	1:51.983	281.7	3:34:30.260
29	1	4:08.801	37.223	1:31.779	1:59.799	289.3	3:38:39.061
30	1	4:11.391 B	37.197	1:31.870	2:02.324	286.9	3:42:50.452
31	1	:26:53.268 B	...	1:33.457	2:00.704	281.0	5:09:43.720
32	1	8:31.797	5:02.732	1:37.889	1:51.176	286.2	5:18:15.517
33	1	3:56.494	36.600	1:30.822	1:49.072	288.5	5:22:12.011
34	1	3:55.827	36.931	1:30.694	1:48.202	290.8	5:26:07.838
35	1	4:07.378 B	38.225	1:32.556	1:56.597	285.4	5:30:15.216
36	3	6:19.846	2:54.901	1:33.687	1:51.258	286.2	5:36:35.062
37	3	3:59.880	37.641	1:32.048	1:50.191	285.4	5:40:34.942
38	3	3:58.729	37.122	1:31.692	1:49.915	290.8	5:44:33.671
39	3	3:58.018	37.263	1:31.575	1:49.180	285.4	5:48:31.689
40	3	4:05.239 B	37.377	1:31.906	1:55.956	285.4	5:52:36.928
41	2	34:16.252	...	1:33.249	1:52.267	286.2	6:26:53.180
42	2	3:58.226	37.287	1:32.378	1:48.561	287.7	6:30:51.406
43	2	5:48.284	39.748	1:38.100	3:30.436	261.3	6:36:39.690
44	2	5:05.084	1:03.142	2:12.078	1:49.864	169.0	6:41:44.774
45	2	3:56.288	37.255	1:31.152	1:47.881	288.5	6:45:41.062
46	2	4:03.776 B	36.843	1:31.726	1:55.207	287.7	6:49:44.838
47	2	19:11.731 B	...	1:32.284	2:05.268	283.9	7:08:56.569
48	2	6:48.780	2:37.467	2:15.860	1:55.453	282.5	7:15:45.349
49	2	3:56.457	37.047	1:31.355	1:48.055	286.9	7:19:41.806
50	2	4:05.958 B	36.706	1:31.292	1:57.960	287.7	7:23:47.764
51	2	5:24.418	2:04.755	1:31.078	1:48.585	289.3	7:29:12.182
52	2	4:03.502 B	36.822	1:31.020	1:55.660	286.9	7:33:15.684
53	3	5:28.701	2:05.519	1:32.499	1:50.683	288.5	7:38:44.385
54	3	3:59.264	37.337	1:31.973	1:49.954	288.5	7:42:43.649
55	3	3:57.410	37.195	1:31.397	1:48.818	289.3	7:46:41.059
56	3	3:59.538	37.293	1:32.188	1:50.057	287.7	7:50:40.597
57	3	4:08.844 B	37.067	1:31.317	2:00.460	286.9	7:54:49.441
58	3	12:58.388	9:36.820	1:32.526	1:49.042	286.2	8:07:47.829
59	3	4:40.562	37.064	1:33.479	2:30.019	285.4	8:12:28.391
60	3	4:37.522	37.064	1:31.130	2:29.328	288.5	8:17:05.913
61	3	5:05.249	36.820	1:32.005	2:56.424	289.3	8:22:11.162
62	3	3:57.615	37.169	1:31.210	1:49.236	286.9	8:26:08.777
63	3	3:56.969	36.873	1:30.735	1:49.361	288.5	8:30:05.746
64	3	3:57.638	36.822	1:31.145	1:49.671	288.5	8:34:03.384
65	3	3:56.265	37.060	1:30.900	1:48.305	287.7	8:37:59.649
66	3	4:32.096	36.848	1:30.809	2:24.439	286.9	8:42:31.745
67	3	4:27.067	38.020	2:00.410	1:48.637	79.3	8:46:58.812
68	3	9:48.401 B	1:00.812	4:18.327	4:29.262	79.3	8:56:47.213

54 SPIRIT OF RACE — Ferrari 488 GTE — LMGTE Am
1.Thomas FLOHR 3.Olivier BERETTA 2.Francesco CASTELLACCI

Lap	D	Time	Sector 1	Sector 2	Sector 3	T. Spd	Elapsed
1	2	6:01.850 B	1:56.925	1:51.107	2:13.818	184.3	6:01.850
2	2	5:56.624	2:17.171	1:39.388	2:00.065	234.2	11:58.474
3	2	4:12.877	40.309	1:36.670	1:55.898	277.4	16:11.351
4	2	4:07.877	38.623	1:35.479	1:53.775	276.7	20:19.228
5	2	4:38.119	1:05.119	1:38.072	1:54.928	275.3	24:57.347
6	2	4:36.409	1:02.991	1:36.364	1:57.054	276.7	29:33.756
7	2	4:04.328	38.557	1:33.765	1:52.006	281.0	33:38.084
8	2	4:03.481	37.877	1:33.794	1:51.810	280.3	37:41.565
9	2	4:14.637 B	38.106	1:36.471	2:00.060	280.3	41:56.202
10	1	8:07.139	4:05.966	1:43.976	2:17.197	238.3	50:03.341
11	1	4:54.840	1:08.083	1:41.191	2:05.566	267.8	54:58.181
12	1	4:27.500	42.261	1:39.305	2:05.934	273.2	59:25.681
13	1	5:18.153	54.853	2:17.818	2:05.482	235.2	1:04:43.834
14	1	4:26.779	41.421	1:38.881	2:06.477	278.8	1:09:10.613

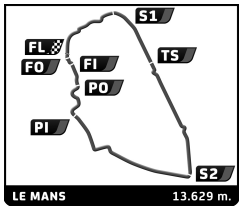

FIA WEC
Official Test 24 Hours of Le Mans
Official Test

Sector Analysis

Personal Best | Session Best | **B** Crossing the finish line in pit lane

Lap	D	Time	Sector 1	Sector 2	Sector 3	T. Spd	Elapsed
15	1	4:24.745	41.317	1:38.140	2:05.288	279.5	1:13:35.358
16	1	4:18.301	40.934	1:37.132	2:00.235	269.8	1:17:53.659
17	1	4:27.831	42.417	1:38.115	2:07.299	278.1	1:22:21.490
18	1	5:31.700	1:07.890	2:17.829	2:05.981	277.4	1:27:53.190
19	1	4:18.563	41.519	1:37.659	1:59.385	278.8	1:32:11.753
20	1	4:15.522	40.355	1:36.558	1:58.609	279.5	1:36:27.275
21	1	4:16.270	40.837	1:36.476	1:58.957	280.3	1:40:43.545
22	1	4:14.538	39.628	1:36.688	1:58.222	279.5	1:44:58.083
23	1	4:22.189 B	39.582	1:35.905	2:06.702	280.3	1:49:20.272
24	3	32:20.348	...	1:37.621	1:57.772	277.4	2:21:40.620
25	3	4:07.973	38.597	1:35.428	1:53.948	278.8	2:25:48.593
26	3	4:06.968	39.304	1:34.922	1:52.742	278.8	2:29:55.561
27	3	4:04.563	38.130	1:34.292	1:52.141	276.7	2:34:00.124
28	3	4:03.215	38.193	1:33.750	1:51.272	278.8	2:38:03.339
29	3	4:18.138 B	39.299	1:35.428	2:03.411	279.5	2:42:21.477
30	3	19:53.034	...	1:35.118	1:53.361	276.7	3:02:14.511
31	3	4:03.308	38.193	1:34.004	1:51.111	281.0	3:06:17.819
32	3	4:02.674	37.834	1:33.916	1:50.924	281.7	3:10:20.493
33	3	4:13.409 B	38.917	1:34.200	2:00.292	281.7	3:14:33.902
34	3	6:05.182	2:39.177	1:34.113	1:51.892	278.8	3:20:39.084
35	3	4:00.686	37.478	1:33.258	1:49.950	278.8	3:24:39.770
36	3	4:11.870	37.657	1:33.625	2:00.588	278.1	3:28:51.640
37	3	4:27.659 B	51.165	1:35.052	2:01.442	278.8	3:33:19.299
38	1	6:58.834	3:18.204	1:40.882	1:59.748	242.6	3:40:18.133
39	1	4:16.468	40.086	1:36.126	2:00.256	279.5	3:44:34.601
40	1	4:15.400	40.465	1:36.577	1:58.358	278.8	3:48:50.001
41	1	4:13.896	40.442	1:35.967	1:57.487	280.3	3:53:03.897
42	1	4:13.358	39.856	1:36.090	1:57.412	277.4	3:57:17.255
43	1	4:14.366	39.944	1:36.669	1:57.753	261.3	4:01:31.621
44	2	:22:12.286	39.848	1:37.204	...	274.6	5:23:43.907
45	2	4:06.242	38.373	1:34.965	1:52.904	278.1	5:27:50.149
46	2	4:04.193	38.431	1:34.120	1:51.642	278.8	5:31:54.342
47	2	4:01.936	37.782	1:33.567	1:50.587	281.0	5:35:56.278
48	2	4:13.859 B	38.212	1:35.019	2:00.628	280.3	5:40:10.137
49	2	6:27.194	2:47.616	1:33.698	2:05.880	283.2	5:46:37.331
50	2	4:00.818	37.714	1:33.075	1:50.029	279.5	5:50:38.149
51	2	4:00.894	37.660	1:32.973	1:50.261	279.5	5:54:39.043
52	2	4:00.490	37.528	1:33.005	1:49.957	280.3	5:58:39.533
53	2	8:48.090 B	38.992	3:39.822	4:29.276	79.4	6:07:27.623
54	2	9:27.596	5:57.999	1:34.984	1:54.613	281.0	6:16:55.219
55	2	4:04.165	38.440	1:34.105	1:51.620	281.0	6:20:59.384
56	2	4:02.360	37.585	1:32.838	1:51.937	279.5	6:25:01.744
57	2	4:01.171	37.352	1:33.427	1:50.392	278.1	6:29:02.915
58	2	4:13.081	37.784	1:36.536	1:58.761	278.1	6:33:15.996
59	2	6:51.048	1:05.330	3:10.016	2:35.702	115.3	6:40:07.044
60	2	4:02.746	38.298	1:33.425	1:51.023	284.7	6:44:09.790
61	2	4:00.213	37.335	1:32.309	1:50.569	283.2	6:48:10.003
62	2	4:13.768 B	38.352	1:34.448	2:00.968	283.2	6:52:23.771
63	1	16:28.440	...	1:37.562	2:03.350	275.3	7:08:52.211
64	1	4:57.653	39.661	2:17.652	2:00.340	274.6	7:13:49.864
65	1	4:11.532	39.192	1:35.918	1:56.422	275.3	7:18:01.396
66	1	4:10.211	39.392	1:35.731	1:55.088	275.3	7:22:11.607
67	1	4:11.864	39.886	1:35.257	1:56.721	278.1	7:26:23.471
68	1	4:11.661	39.307	1:35.475	1:56.879	280.3	7:30:35.132
69	1	4:09.280	39.613	1:35.140	1:54.527	279.5	7:34:44.412
70	1	4:08.412	38.908	1:34.425	1:55.079	281.7	7:38:52.824
71	1	4:09.762	39.170	1:34.956	1:55.636	280.3	7:43:02.586
72	1	4:11.128	39.775	1:35.257	1:56.096	278.1	7:47:13.714
73	1	4:22.909	39.995	1:36.700	2:06.214	278.1	7:51:36.623
74	1	4:11.261	39.382	1:36.144	1:55.735	277.4	7:55:47.884
75	1	4:17.157	38.960	1:39.726	1:58.471	276.0	8:00:05.041
76	1	4:22.029 B	38.903	1:35.153	2:07.973	281.7	8:04:27.070
77	3	12:53.504	8:40.570	1:36.341	2:36.593	277.4	8:17:20.574
78	3	5:13.755	38.641	1:36.395	2:58.719	277.4	8:22:34.329
79	3	4:03.484	37.943	1:34.334	1:51.207	278.1	8:26:37.813
80	3	4:02.903	37.835	1:33.658	1:51.410	278.1	8:30:40.716
81	3	4:01.811	37.677	1:33.359	1:50.775	278.8	8:34:42.527
82	3	4:04.437	38.652	1:33.231	1:52.554	283.2	8:38:46.964
83	3	4:06.525	37.537	1:32.811	1:56.177	281.7	8:42:53.489
84	3	6:01.984 B	38.920	2:36.947	2:46.117	79.3	8:48:55.473

55 SPIRIT OF RACE — Ferrari 488 GTE — LMGTE Am
1.Duncan CAMERON 2.Aaron SCOTT 3.Marco CIOCI

Lap	D	Time	Sector 1	Sector 2	Sector 3	T. Spd	Elapsed
1	3	5:25.453 B	52.705	2:00.995	2:31.753	183.0	5:25.453
2	3	6:16.563	2:20.637	1:47.731	2:08.195	214.2	11:42.016
3	3	4:14.008	39.793	1:36.874	1:57.341	276.7	15:56.024
4	3	52:35.078	...	1:49.233	2:06.887	199.6	1:08:31.102
5	3	4:06.107	38.411	1:34.679	1:53.017	281.0	1:12:37.209
6	3	4:02.751	37.853	1:33.836	1:51.062	278.8	1:16:39.960
7	3	4:03.528	37.542	1:33.465	1:52.521	281.0	1:20:43.488
8	3	4:20.142 B	37.583	1:34.630	2:07.929	283.9	1:25:03.630
9	1	6:57.533	3:14.997	1:40.313	2:02.223	278.1	1:32:01.163
10	1	4:15.935	40.531	1:36.959	1:58.445	281.0	1:36:17.098
11	1	4:14.056	39.275	1:36.399	1:58.382	279.5	1:40:31.154
12	1	4:11.692	38.912	1:35.967	1:56.813	277.4	1:44:42.846
13	1	4:19.701 B	39.047	1:36.302	2:04.352	281.0	1:49:02.547
14	2	11:18.148	7:41.515	1:39.883	1:56.750	276.7	2:00:20.695
15	2	4:08.933	39.198	1:35.506	1:54.229	279.5	2:04:29.628
16	2	4:05.802	38.096	1:34.763	1:52.943	278.8	2:08:35.430
17	2	4:05.459	38.190	1:34.952	1:52.317	278.8	2:12:40.889
18	2	4:04.880	37.720	1:33.980	1:53.180	278.1	2:16:45.769
19	2	4:03.613	37.697	1:34.492	1:51.424	282.5	2:20:49.382
20	2	4:15.217 B	38.083	1:34.302	2:02.832	281.0	2:25:04.599
21	1	7:34.856	4:00.814	1:38.014	1:56.028	276.0	2:32:39.455
22	1	4:09.122	38.859	1:35.698	1:54.565	277.4	2:36:48.577
23	1	4:08.612	38.711	1:35.311	1:54.590	280.3	2:40:57.189
24	1	4:08.734	38.362	1:35.233	1:55.139	278.8	2:45:05.923
25	1	4:07.270	38.225	1:35.254	1:53.791	278.1	2:49:13.193
26	1	4:07.031	38.669	1:35.160	1:53.202	277.4	2:53:20.224
27	1	4:13.725 B	38.806	1:34.963	1:59.956	281.0	2:57:33.949
28	1	9:13.926	5:42.637	1:35.433	1:55.856	278.8	3:06:47.875
29	1	4:09.890	38.952	1:33.975	1:56.963	281.7	3:10:57.765
30	1	4:05.088	38.357	1:34.142	1:52.589	281.0	3:15:02.853
31	1	4:04.735	37.770	1:34.468	1:52.497	280.3	3:19:07.588
32	1	4:03.850	37.806	1:33.931	1:52.113	278.8	3:23:11.438
33	1	4:13.741 B	38.240	1:34.427	2:01.074	278.1	3:27:25.179
34	3	7:21.421	3:52.556	1:35.475	1:53.390	274.6	3:34:46.600
35	3	4:04.235	38.843	1:33.821	1:51.571	278.8	3:38:50.835
36	3	4:11.352 B	37.872	1:33.749	1:59.731	281.0	3:43:02.187
37	3	5:46.290	2:19.359	1:34.021	1:52.910	281.0	3:48:48.477
38	3	4:00.295	37.438	1:32.901	1:49.956	283.2	3:52:48.772
39	3	4:03.821	37.983	1:35.492	1:50.346	280.3	3:56:52.593
40	3	3:59.765	37.227	1:32.457	1:50.081	281.7	4:00:52.358

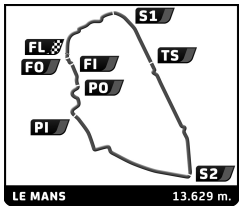

FIA WEC
Official Test 24 Hours of Le Mans
Official Test

Sector Analysis

Personal Best | Session Best | **B** Crossing the finish line in pit lane

Lap	D	Time	Sector 1	Sector 2	Sector 3	T. Spd	Elapsed
41	2	:19:18.977	38.827	1:38.335	...	255.7	5:20:11.335
42	2	4:22.149 B	40.554	1:37.112	2:04.483	280.3	5:24:33.484
43	2	5:32.685	2:02.030	1:37.013	1:53.642	281.7	5:30:06.169
44	2	4:04.466	38.480	1:34.076	1:51.910	281.7	5:34:10.635
45	2	4:02.919	37.528	1:33.468	1:51.923	283.2	5:38:13.554
46	2	4:02.229	37.402	1:32.702	1:52.125	283.2	5:42:15.783
47	2	4:14.030 B	38.079	1:34.199	2:01.752	284.7	5:46:29.813
48	2	18:31.746 B	...	2:52.356	4:37.642	148.8	6:05:01.559
49	2	11:57.862	8:20.169	1:36.872	2:00.821	276.7	6:16:59.421
50	2	4:05.939	37.456	1:33.254	1:55.229	285.4	6:21:05.360
51	2	4:02.350	37.378	1:32.755	1:52.217	283.9	6:25:07.710
52	2	4:00.550	37.452	1:32.825	1:50.273	281.0	6:29:08.260
53	2	4:24.302 B	37.205	1:37.172	2:09.925	281.0	6:33:32.562
54	1	10:25.200	6:49.811	1:37.489	1:57.900	279.5	6:43:57.762
55	1	4:11.377	39.078	1:38.078	1:54.221	283.2	6:48:09.139
56	1	4:08.531	38.792	1:35.950	1:53.789	281.0	6:52:17.670
57	1	4:05.999	38.227	1:34.197	1:53.575	281.7	6:56:23.669
58	1	4:14.757 B	39.511	1:34.759	2:00.487	283.2	7:00:38.426
59	1	7:30.572	4:00.273	1:36.836	1:53.463	281.7	7:08:08.998
60	1	4:57.589	38.176	2:20.011	1:59.402	278.1	7:13:06.587
61	1	4:05.061	38.061	1:34.666	1:52.334	278.8	7:17:11.648
62	1	4:06.296	38.540	1:34.318	1:53.438	281.0	7:21:17.944
63	1	4:13.464 B	39.042	1:34.139	2:00.283	282.5	7:25:31.408
64	1	5:35.873	2:06.291	1:36.367	1:53.215	281.0	7:31:07.281
65	1	4:04.120	38.229	1:33.975	1:51.916	280.3	7:35:11.401
66	1	4:04.535	38.342	1:33.896	1:52.297	281.0	7:39:15.936
67	1	4:03.683	38.062	1:33.524	1:52.097	281.7	7:43:19.619
68	1	4:12.819 B	38.237	1:33.725	2:00.857	279.5	7:47:32.438
69	3	6:36.163	3:11.338	1:33.198	1:51.627	283.2	7:54:08.601
70	3	3:58.804	37.357	1:32.050	1:49.397	282.5	7:58:07.405
71	3	4:11.850 B	38.667	1:32.107	2:01.076	285.4	8:02:19.255
72	3	7:07.385	3:44.779	1:33.123	1:49.483	282.5	8:09:26.640
73	3	4:37.973	37.185	1:32.318	2:28.470	281.7	8:14:04.613
74	3	5:46.914	37.146	1:32.393	3:37.375	281.7	8:19:51.527
75	3	4:59.019 B	38.690	1:33.408	2:46.921	283.2	8:24:50.546
76	3	5:09.564	1:43.533	1:35.532	1:50.499	227.7	8:30:00.110
77	3	4:09.366 B	37.330	1:31.849	2:00.187	283.9	8:34:09.476
78	2	5:32.107	2:03.433	1:34.767	1:53.907	282.5	8:39:41.583
79	2	4:04.576	38.141	1:34.170	1:52.265	281.0	8:43:46.159
80	2	8:21.690 B	51.226	2:54.553	4:35.911	79.3	8:52:07.849

60 Clearwater Racing — Ferrari 488 GTE, LMGTE Am
1.Richard WEE
2.Hiroki KATOH

Lap	D	Time	Sector 1	Sector 2	Sector 3	T. Spd	Elapsed
1	2	8:36.049	4:37.293	1:49.785	2:08.971	193.5	8:36.049
2	2	4:21.719	42.096	1:40.081	1:59.542	264.5	12:57.768
3	2	4:17.402	40.319	1:39.008	1:58.075	271.1	17:15.170
4	2	4:16.835	40.306	1:37.703	1:58.826	275.3	21:32.005
5	2	4:55.007 B	1:02.556	1:41.192	2:11.259	271.1	26:27.012
6	2	10:05.833	6:29.294	1:38.527	1:58.012	271.8	36:32.845
7	2	4:13.905	39.485	1:39.120	1:55.300	273.9	40:46.750
8	2	4:09.638	38.881	1:35.997	1:54.760	273.2	44:56.388
9	2	4:20.303 B	39.008	1:37.212	2:04.083	273.2	49:16.691
10	2	7:22.930	3:47.922	1:37.842	1:57.166	255.1	56:39.621
11	2	5:24.071	40.474	2:45.589	1:58.008	79.8	1:02:03.692
12	2	4:10.094	38.793	1:36.984	1:54.317	275.3	1:06:13.786
13	2	4:20.055 B	38.775	1:36.698	2:04.582	273.2	1:10:33.841
14	1	19:31.146	...	2:26.984	2:20.482	198.1	1:30:04.987
15	1	4:36.864	43.278	1:41.953	2:11.633	242.6	1:34:41.851
16	1	4:32.843	46.967	1:42.566	2:03.310	269.8	1:39:14.694
17	1	4:26.640	42.969	1:41.182	2:02.489	229.2	1:43:41.334
18	1	4:21.670	41.212	1:39.902	2:00.556	265.1	1:48:03.004
19	1	4:21.990	40.186	1:39.469	2:02.335	271.1	1:52:24.994
20	1	4:21.974	43.298	1:38.686	1:59.990	273.2	1:56:46.968
21	1	4:19.610	40.701	1:38.516	2:00.393	271.8	2:01:06.578
22	1	4:21.113	41.787	1:38.332	2:00.994	271.1	2:05:27.691
23	1	4:15.934	40.309	1:37.479	1:58.146	277.4	2:09:43.625
24	1	4:17.071	39.864	1:37.591	1:59.616	273.2	2:14:00.696
25	1	4:22.093	41.200	1:39.148	2:01.745	272.5	2:18:22.789
26	1	4:24.113	43.543	1:38.473	2:02.097	258.8	2:22:46.902
27	1	4:29.950 B	42.077	1:38.987	2:08.886	272.5	2:27:16.852
28	2	23:18.918	...	1:41.137	1:57.750	249.3	2:50:35.770
29	2	4:16.773	40.013	1:37.191	1:59.569	271.1	2:54:52.543
30	2	4:12.287	39.811	1:36.149	1:56.327	273.9	2:59:04.830
31	2	4:10.271	39.458	1:36.282	1:54.531	273.9	3:03:15.101
32	2	4:22.859 B	40.177	1:36.508	2:06.174	273.2	3:07:37.960
33	2	7:42.004	4:07.513	1:38.820	1:55.671	274.6	3:15:19.964
34	2	4:12.077	39.672	1:36.472	1:55.933	273.9	3:19:32.041
35	2	4:08.667	38.861	1:35.917	1:53.889	272.5	3:23:40.708
36	2	4:13.910	39.161	1:36.129	1:58.620	272.5	3:27:54.618
37	2	4:46.160 B	1:08.373	1:36.840	2:00.947	271.8	3:32:40.778
38	1	6:26.288	2:46.953	1:39.317	2:00.018	263.9	3:39:07.066
39	1	4:24.269	40.649	1:41.089	2:02.531	271.8	3:43:31.335
40	1	4:25.592 B	41.527	1:37.994	2:06.071	274.6	3:47:56.927
41	1	6:27.965	2:50.392	1:39.736	1:57.837	222.6	3:54:24.892
42	1	4:11.411	38.855	1:36.467	1:56.089	273.9	3:58:36.303
43	1	4:16.319	38.856	1:37.958	1:59.505	272.5	4:02:52.622
44	2	:28:50.333	39.931	1:42.350	...	269.8	5:31:42.955
45	2	4:10.207	39.551	1:35.972	1:54.684	274.6	5:35:53.162
46	2	4:08.944	39.030	1:35.572	1:54.342	271.8	5:40:02.106
47	2	4:07.531	38.478	1:35.103	1:53.950	274.6	5:44:09.637
48	2	4:13.500	39.567	1:35.567	1:58.366	273.2	5:48:23.137
49	2	4:20.508 B	39.373	1:36.370	2:04.765	271.1	5:52:43.645
50	1	7:19.098	3:09.138	1:43.581	2:26.379	269.8	6:00:02.743
51	1	10:07.892 B	1:26.051	4:18.718	4:23.123	79.3	6:10:10.635
52	1	6:06.787	2:13.418	1:45.636	2:07.733	200.0	6:16:17.422
53	1	4:28.013	43.074	1:41.842	2:03.097	269.8	6:20:45.435
54	1	4:27.892	42.066	1:39.655	2:06.171	269.1	6:25:13.327
55	1	4:29.255	43.179	1:41.685	2:04.391	258.2	6:29:42.582
56	1	6:50.545	45.087	2:27.233	3:38.225	245.9	6:36:33.127
57	1	5:29.351	1:03.279	2:22.335	2:03.737	162.4	6:42:02.478
58	1	4:28.631	45.926	1:39.926	2:02.779	269.8	6:46:31.109
59	1	4:24.104	42.421	1:40.071	2:01.612	271.8	6:50:55.213
60	1	4:27.558	42.891	1:40.942	2:03.725	259.4	6:55:22.771
61	1	4:28.534	44.360	1:40.408	2:03.766	270.4	6:59:51.305
62	1	4:32.134 B	43.682	1:39.299	2:09.153	271.8	7:04:23.439
63	2	17:19.697	...	1:45.901	2:00.795	271.1	7:21:43.136
64	2	4:17.611	41.277	1:37.329	1:59.005	269.8	7:26:00.747
65	2	4:16.265	39.956	1:37.722	1:58.587	271.1	7:30:17.012
66	2	4:09.266	38.976	1:35.297	1:54.993	277.4	7:34:26.278
67	2	4:11.594	38.978	1:35.848	1:56.768	272.5	7:38:37.872
68	2	4:08.876	38.807	1:35.364	1:54.705	275.3	7:42:46.748
69	2	4:08.809	39.566	1:35.890	1:53.353	273.9	7:46:55.557
70	2	4:07.614	38.455	1:35.115	1:54.044	274.6	7:51:03.171

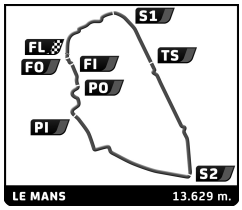

FIA WEC
Official Test 24 Hours of Le Mans
Official Test

Sector Analysis

Personal Best | Session Best | **B** Crossing the finish line in pit lane

Lap	D	Time	Sector 1	Sector 2	Sector 3	T. Spd	Elapsed
71	2	4:07.587	38.783	1:35.121	1:53.683	273.9	7:55:10.758
72	2	4:19.372 B	39.890	1:36.476	2:03.006	274.6	7:59:30.130
73	2	6:25.587	2:50.919	1:36.820	1:57.848	255.7	8:05:55.717
74	2	4:05.248	38.309	1:34.480	1:52.459	276.0	8:10:00.965
75	2	4:47.331	38.522	1:34.485	2:34.324	274.6	8:14:48.296
76	2	5:57.469 B	38.466	1:35.499	3:43.504	277.4	8:20:45.765
77	1	9:07.025	5:20.981	1:41.748	2:04.296	268.4	8:29:52.790
78	1	4:16.267	40.064	1:37.243	1:58.960	275.3	8:34:09.057
79	1	4:18.030	39.971	1:38.559	1:59.500	271.1	8:38:27.087
80	1	4:29.427	40.058	1:38.416	2:10.953	271.1	8:42:56.514
81	1	7:04.070 B	44.802	2:48.462	3:30.806	79.1	8:50:00.584

61 **Clearwater Racing** — Ferrari 488 GTE, LMGTE Am
1.Weng Sun MOK 2.Keita SAWA 3.Matt GRIFFIN

Lap	D	Time	Sector 1	Sector 2	Sector 3	T. Spd	Elapsed
1	2	6:50.751 B	2:45.218	1:52.248	2:13.285	181.5	6:50.751
2	2	5:50.577	2:12.748	1:41.791	1:56.038	271.8	12:41.328
3	2	4:09.347	38.318	1:35.497	1:55.532	277.4	16:50.675
4	2	4:08.965	39.280	1:36.283	1:53.402	276.7	20:59.640
5	2	4:34.909	1:01.497	1:39.004	1:54.408	271.1	25:34.549
6	2	4:05.187	37.928	1:34.318	1:52.941	281.0	29:39.736
7	2	4:05.896	37.725	1:35.633	1:52.538	278.8	33:45.632
8	2	4:12.964 B	38.204	1:35.692	1:59.068	278.8	37:58.596
9	3	6:20.161	2:44.910	1:37.740	1:57.511	270.4	44:18.757
10	3	4:14.798	39.038	1:35.785	1:59.975	278.1	48:33.555
11	3	4:33.546	1:05.432	1:34.749	1:53.365	278.8	53:07.101
12	3	4:03.924	37.734	1:34.070	1:52.120	278.8	57:11.025
13	3	5:29.491 B	42.318	2:45.103	2:02.070	79.8	1:02:40.516
14	3	16:01.851	...	1:36.630	1:53.889	274.6	1:18:42.367
15	3	4:05.956	37.990	1:34.029	1:53.937	278.1	1:22:48.323
16	3	5:26.057 B	1:05.758	2:14.358	2:05.941	278.1	1:28:14.380
17	1	6:27.346	2:31.865	1:41.252	2:14.229	277.4	1:34:41.726
18	1	4:23.873	41.786	1:40.530	2:01.557	244.8	1:39:05.599
19	1	4:17.092	39.995	1:37.724	1:59.373	282.5	1:43:22.691
20	1	4:15.479	40.583	1:36.829	1:58.067	281.0	1:47:38.170
21	1	4:14.263	40.228	1:36.777	1:57.258	278.8	1:51:52.433
22	1	4:12.193	39.710	1:36.374	1:56.109	278.8	1:56:04.626
23	1	4:14.205	40.821	1:37.035	1:56.349	264.5	2:00:18.831
24	1	4:10.434	39.973	1:35.948	1:54.513	279.5	2:04:29.265
25	1	4:11.180	40.668	1:35.465	1:55.047	278.8	2:08:40.445
26	1	4:08.295	38.595	1:35.660	1:54.040	278.8	2:12:48.740
27	1	4:28.304 B	40.977	1:36.523	2:10.804	277.4	2:17:17.044
28	1	6:48.946	3:14.585	1:37.543	1:56.818	280.3	2:24:05.990
29	1	4:06.168	38.248	1:34.623	1:53.297	284.7	2:28:12.158
30	1	4:06.146	38.593	1:34.762	1:52.791	279.5	2:32:18.304
31	1	4:06.759	38.633	1:35.030	1:53.096	279.5	2:36:25.063
32	1	4:19.346 B	38.926	1:35.121	2:05.299	280.3	2:40:44.409
33	2	7:57.717	4:25.671	1:38.394	1:53.652	226.8	2:48:42.126
34	2	4:07.554	38.126	1:35.142	1:54.286	276.7	2:52:49.680
35	2	4:05.772	38.669	1:34.981	1:52.122	277.4	2:56:55.452
36	2	4:03.229	37.817	1:34.089	1:51.323	278.1	3:00:58.681
37	2	4:08.267	38.248	1:34.696	1:55.323	280.3	3:05:06.948
38	2	4:04.902	38.981	1:33.827	1:52.094	281.7	3:09:11.850
39	2	4:02.809	37.528	1:34.049	1:51.232	278.8	3:13:14.659
40	2	4:09.453	38.640	1:34.096	1:56.717	279.5	3:17:24.112
41	2	4:01.857	37.678	1:33.644	1:50.535	279.5	3:21:25.969
42	2	4:05.292	37.622	1:34.248	1:53.422	278.8	3:25:31.261
43	2	4:36.676	1:05.975	1:34.545	1:56.156	277.4	3:30:07.937
44	2	4:02.125	37.441	1:33.884	1:50.800	278.1	3:34:10.062
45	2	4:09.060 B	37.593	1:33.779	1:57.688	280.3	3:38:19.122
46	3	8:48.904	5:20.941	1:34.681	1:53.282	280.3	3:47:08.026
47	3	4:06.662	37.865	1:34.242	1:54.555	284.7	3:51:14.688
48	3	4:03.259	38.450	1:33.606	1:51.203	279.5	3:55:17.947
49	3	4:00.938	37.582	1:33.342	1:50.014	278.8	3:59:18.885
50	3	4:01.205	37.323	1:33.310	1:50.572	278.1	4:03:20.090
51	3	:15:54.085	37.594	1:38.917	...	281.7	5:19:14.175
52	3	4:02.199	37.633	1:33.779	1:50.787	276.7	5:23:16.374
53	3	4:03.968	38.194	1:33.162	1:52.612	280.3	5:27:20.342
54	3	4:11.236 B	37.532	1:33.371	2:00.333	281.0	5:31:31.578
55	3	6:30.958	3:05.182	1:34.438	1:51.338	282.5	5:38:02.536
56	3	4:02.906	37.739	1:33.749	1:51.418	278.1	5:42:05.442
57	3	4:13.670 B	37.752	1:33.888	2:02.030	277.4	5:46:19.112
58	3	12:35.680 B	8:59.957	1:34.467	2:01.256	277.4	5:58:54.792
59	3	21:24.214	...	1:34.874	1:51.978	280.3	6:20:19.006
60	3	3:59.276	37.183	1:32.688	1:49.405	276.7	6:24:18.282
61	3	3:59.777	37.448	1:32.650	1:49.679	278.1	6:28:18.059
62	3	4:53.015 B	37.217	1:33.562	2:42.236	278.1	6:33:11.074
63	3	10:04.079	6:37.703	1:34.522	1:51.854	278.8	6:43:15.153
64	3	4:04.905	39.181	1:34.113	1:51.611	281.7	6:47:20.058
65	3	4:01.160	37.922	1:33.081	1:50.157	282.5	6:51:21.218
66	3	4:01.496	37.558	1:32.807	1:51.131	280.3	6:55:22.714
67	3	4:07.310 B	37.684	1:32.850	1:56.776	281.0	6:59:30.024
68	2	6:15.394	2:48.741	1:34.709	1:51.944	277.4	7:05:45.418
69	2	4:02.689	37.705	1:33.295	1:51.689	282.5	7:09:48.107
70	2	4:50.516	37.768	2:14.718	1:58.030	276.7	7:14:38.623
71	2	4:01.665	37.520	1:33.620	1:50.525	277.4	7:18:40.288
72	2	4:00.461	37.423	1:33.220	1:49.818	278.8	7:22:40.749
73	2	4:03.073	39.154	1:33.368	1:50.551	279.5	7:26:43.822
74	2	4:00.333	37.297	1:33.011	1:50.025	281.0	7:30:44.155
75	2	4:08.954 B	37.518	1:33.275	1:58.161	281.0	7:34:53.109
76	1	15:06.707	...	1:39.474	2:01.240	272.5	7:49:59.816
77	1	4:18.058	40.416	1:36.084	2:01.558	278.8	7:54:17.874
78	1	4:10.202	39.297	1:35.519	1:55.386	280.3	7:58:28.076
79	1	4:08.457	39.251	1:35.087	1:54.119	282.5	8:02:36.533
80	1	4:16.644 B	39.608	1:35.835	2:01.201	280.3	8:06:53.177
81	1	6:56.159	2:40.412	1:38.012	2:37.735	278.8	8:13:49.336
82	1	5:57.332	39.003	1:38.197	3:40.132	276.0	8:19:46.668
83	1	4:56.362	38.831	1:36.077	2:41.454	276.7	8:24:43.030
84	1	4:13.337	42.305	1:36.642	1:54.390	280.3	8:28:56.367
85	1	4:06.620	38.810	1:34.629	1:53.181	278.8	8:33:02.987
86	1	4:18.783 B	38.299	1:35.247	2:05.237	278.1	8:37:21.770
87	1	6:01.531	2:29.924	1:35.985	1:55.622	273.9	8:43:23.301
88	1	7:32.240 B	44.078	2:46.195	4:01.967	79.2	8:50:55.541

62 **Scuderia Corsa** — Ferrari 488 GTE, LMGTE Am
1.Cooper MACNEIL 2.William SWEEDLER 3.Townsend BELL

Lap	D	Time	Sector 1	Sector 2	Sector 3	T. Spd	Elapsed
1	3	18:53.618 B	...	1:40.090	2:03.606	253.3	18:53.618
2	3	12:21.292	8:53.214	1:35.327	1:52.751	281.7	31:14.910
3	3	4:03.181	37.818	1:33.608	1:51.755	286.2	35:18.091
4	3	4:07.989 B	37.875	1:33.515	1:56.599	286.9	39:26.080
5	3	7:41.597	4:13.479	1:35.027	1:53.091	285.4	47:07.677
6	3	4:35.188	1:05.795	1:35.854	1:53.539	247.0	51:42.865
7	3	4:16.740	52.275	1:33.146	1:51.319	286.2	55:59.605

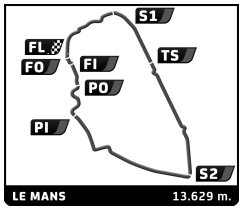

FIA WEC
Official Test 24 Hours of Le Mans
Official Test

Sector Analysis

Personal Best | Session Best | **B** Crossing the finish line in pit lane

Lap	D	Time	Sector 1	Sector 2	Sector 3	T. Spd	Elapsed
8	3	4:24.682 B	37.734	1:49.055	1:57.893	80.9	1:00:24.287
9	3	20:13.519	...	1:39.109	1:58.612	238.3	1:20:37.806
10	3	4:20.992	41.525	1:37.248	2:02.219	276.7	1:24:58.798
11	3	5:31.150	1:07.014	2:19.041	2:05.095	271.1	1:30:29.948
12	3	4:12.982	40.074	1:35.226	1:57.682	289.3	1:34:42.930
13	3	4:16.309	41.465	1:36.778	1:58.066	281.7	1:38:59.239
14	3	4:11.373	39.310	1:36.192	1:55.871	283.9	1:43:10.612
15	3	4:08.084	38.852	1:34.736	1:54.496	283.9	1:47:18.696
16	3	4:07.366	38.950	1:34.055	1:54.361	286.2	1:51:26.062
17	3	4:05.720	38.288	1:34.045	1:53.387	286.2	1:55:31.782
18	3	4:15.608 B	38.505	1:33.937	2:03.166	286.2	1:59:47.390
19	1	21:18.152	...	1:42.131	2:04.051	213.0	2:21:05.542
20	1	4:18.016	40.865	1:38.174	1:58.977	252.8	2:25:23.558
21	1	4:12.499	39.272	1:36.933	1:56.294	280.3	2:29:36.057
22	1	4:11.350	39.525	1:36.325	1:55.500	281.7	2:33:47.407
23	1	4:11.808	39.241	1:36.120	1:56.447	281.7	2:37:59.215
24	1	4:10.661	39.328	1:35.623	1:55.710	281.7	2:42:09.876
25	1	4:18.689 B	39.352	1:35.493	2:03.844	283.9	2:46:28.565
26	3	11:31.166	8:04.716	1:34.508	1:51.942	282.5	2:57:59.731
27	3	4:01.545	37.744	1:32.981	1:50.820	286.2	3:02:01.276
28	3	4:00.807	37.755	1:32.408	1:50.644	288.5	3:06:02.083
29	3	3:59.876	37.424	1:32.509	1:49.943	285.4	3:10:01.959
30	3	4:02.392	38.613	1:32.711	1:51.068	285.4	3:14:04.351
31	3	4:10.022 B	39.606	1:33.151	1:57.265	267.8	3:18:14.373
32	3	11:00.507	7:28.379	1:36.281	1:55.847	281.7	3:29:14.880
33	3	4:07.519	38.748	1:34.864	1:53.907	282.5	3:33:22.399
34	3	4:14.698	39.331	1:34.517	2:00.850	283.9	3:37:37.097
35	3	4:08.673	38.890	1:34.885	1:54.898	282.5	3:41:45.770
36	3	4:08.873	38.903	1:34.824	1:55.146	280.3	3:45:54.643
37	3	4:06.393	38.739	1:33.944	1:53.710	284.7	3:50:01.036
38	3	4:06.772	38.605	1:34.572	1:53.595	283.9	3:54:07.808
39	3	4:08.969	38.583	1:34.662	1:55.724	282.5	3:58:16.777
40	3	4:06.398	38.528	1:34.139	1:53.731	282.5	4:02:23.175
41	1	:27:24.591	38.480	1:35.347	...	281.7	5:29:47.766
42	1	4:09.139	39.501	1:35.355	1:54.283	281.7	5:33:56.905
43	1	4:10.185	39.544	1:36.634	1:54.007	283.9	5:38:07.090
44	1	4:06.197	38.642	1:33.972	1:53.583	283.9	5:42:13.287
45	1	4:06.799	38.728	1:34.309	1:53.762	285.4	5:46:20.086
46	1	4:17.829 B	39.570	1:35.715	2:02.544	282.5	5:50:37.915
47	3	30:41.524	...	1:35.817	1:54.081	286.9	6:21:19.439
48	3	3:59.322	37.272	1:31.887	1:50.163	288.5	6:25:18.761
49	3	4:07.232 B	37.824	1:33.601	1:55.807	281.7	6:29:25.993
50	3	16:33.654	...	1:33.333	1:58.205	287.7	6:45:59.647
51	3	3:58.599	37.236	1:31.761	1:49.602	286.9	6:49:58.246
52	3	4:07.649 B	37.761	1:32.577	1:57.311	284.7	6:54:05.895
53	1	10:19.196	6:47.557	1:35.263	1:56.376	284.7	7:04:25.091
54	1	4:08.675	38.445	1:33.900	1:56.330	286.2	7:08:33.766
55	1	4:58.740	39.114	2:19.011	2:00.615	281.0	7:13:32.506
56	1	4:07.661	38.660	1:34.501	1:54.500	282.5	7:17:40.167
57	1	4:04.373	38.275	1:33.921	1:52.177	283.9	7:21:44.540
58	1	4:16.286 B	38.688	1:35.446	2:02.152	284.7	7:26:00.826
59	2	8:40.764	5:09.690	1:35.629	1:55.445	283.9	7:34:41.590
60	2	4:07.961	39.087	1:34.544	1:54.330	281.0	7:38:49.551
61	2	4:06.843	38.513	1:34.047	1:54.283	285.4	7:42:56.394
62	2	4:06.349	38.473	1:34.018	1:53.858	284.7	7:47:02.743
63	2	4:06.704	38.495	1:34.336	1:53.873	284.7	7:51:09.447
64	2	4:06.413	38.684	1:33.645	1:54.084	284.7	7:55:15.860
65	2	4:06.081	38.416	1:34.145	1:53.520	283.9	7:59:21.941
66	2	4:04.119	37.976	1:33.524	1:52.619	286.2	8:03:26.060
67	2	4:04.245	37.877	1:33.666	1:52.702	284.7	8:07:30.305
68	2	4:10.893	38.547	1:33.586	1:58.760	284.7	8:11:41.198
69	2	4:53.277 B	38.921	1:34.362	2:39.994	284.7	8:16:34.475
70	2	12:58.512	9:31.394	1:34.287	1:52.831	282.5	8:29:32.987
71	2	4:02.507	37.742	1:33.187	1:51.578	285.4	8:33:35.494
72	2	4:02.502	37.769	1:33.206	1:51.527	282.5	8:37:37.996
73	2	4:36.699	37.670	1:33.091	2:25.938	285.4	8:42:14.695
74	2	4:14.919 B	39.291	1:33.553	2:02.075	286.2	8:46:29.614

63 **Corvette Racing - GM** — Chevrolet Corvette C7.R
1.Jan MAGNUSSEN 3.Jordan TAYLOR 2.Antonio GARCIA — LMGTE Pro

Lap	D	Time	Sector 1	Sector 2	Sector 3	T. Spd	Elapsed
1	2	5:58.988 B	1:56.135	1:50.895	2:11.958	169.3	5:58.988
2	2	7:15.276	3:37.928	1:40.915	1:56.433	229.7	13:14.264
3	2	4:04.011	38.239	1:33.529	1:52.243	262.6	17:18.275
4	2	4:03.100	37.957	1:32.467	1:52.676	279.5	21:21.375
5	2	4:29.529	1:02.780	1:35.520	1:51.229	275.3	25:50.904
6	2	4:00.975	37.554	1:32.376	1:51.045	286.9	29:51.879
7	2	4:12.284 B	38.703	1:32.479	2:01.102	293.2	34:04.163
8	2	7:30.924	4:01.348	1:32.790	1:56.786	285.4	41:35.087
9	2	4:01.457	37.724	1:32.430	1:51.303	294.8	45:36.544
10	2	4:09.019 B	37.680	1:32.226	1:59.113	297.2	49:45.563
11	2	7:55.086	4:31.647	1:32.638	1:50.801	290.8	57:40.649
12	2	5:18.363	41.052	2:46.447	1:50.864	78.1	1:02:59.012
13	2	3:58.938	37.345	1:31.780	1:49.813	294.8	1:06:57.950
14	2	4:19.838 B	37.978	1:32.545	2:09.315	283.2	1:11:17.788
15	1	6:27.077	2:57.011	1:35.781	1:54.285	253.3	1:17:44.865
16	1	4:01.229	38.178	1:32.132	1:50.919	296.4	1:21:46.094
17	1	4:03.378	38.235	1:33.839	1:51.304	278.8	1:25:49.472
18	1	4:51.583	37.824	2:17.385	1:56.374	296.4	1:30:41.055
19	1	4:01.130	37.267	1:31.035	1:52.828	296.4	1:34:42.185
20	1	4:05.832 B	37.880	1:31.434	1:56.518	294.8	1:38:48.017
21	1	7:44.797	4:18.959	1:34.091	1:51.747	264.5	1:46:32.814
22	1	3:56.876	37.541	1:30.808	1:48.527	296.4	1:50:29.690
23	1	3:55.837	36.591	1:30.146	1:49.100	297.2	1:54:25.527
24	1	4:04.956 B	38.033	1:30.884	1:56.039	295.6	1:58:30.483
25	1	7:14.589	3:53.472	1:31.870	1:49.247	291.6	2:05:45.072
26	1	3:56.646	36.998	1:30.199	1:49.449	298.0	2:09:41.718
27	1	3:55.726	36.883	1:30.337	1:48.506	296.4	2:13:37.444
28	1	4:03.932 B	37.367	1:31.239	1:55.326	296.4	2:17:41.376
29	1	8:02.460	4:40.682	1:31.565	1:50.213	295.6	2:25:43.836
30	1	3:56.545	36.903	1:30.578	1:49.064	291.6	2:29:40.381
31	1	3:57.282	37.099	1:30.709	1:49.474	296.4	2:33:37.663
32	1	3:58.925	37.518	1:30.961	1:50.446	296.4	2:37:36.588
33	1	4:05.248 B	37.680	1:31.201	1:56.367	294.0	2:41:41.836
34	2	12:23.185	8:58.278	1:33.358	1:51.549	259.4	2:54:05.021
35	2	3:57.255	37.303	1:31.028	1:48.924	294.8	2:58:02.276
36	2	4:02.306	38.977	1:30.755	1:52.574	281.0	3:02:04.582
37	2	4:05.488 B	37.326	1:31.290	1:56.872	277.4	3:06:10.070
38	2	6:42.576	3:18.788	1:33.809	1:49.979	239.3	3:12:52.646
39	2	3:57.068	36.948	1:31.113	1:49.007	294.0	3:16:49.714
40	2	3:57.215	37.162	1:30.810	1:49.243	294.0	3:20:46.929
41	2	4:05.128 B	37.084	1:31.169	1:56.875	295.6	3:24:52.057
42	2	10:06.526	6:41.588	1:31.437	1:53.501	291.6	3:34:58.583
43	2	3:56.106	37.095	1:30.286	1:48.725	295.6	3:38:54.689

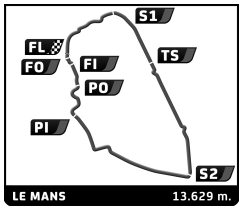

FIA WEC
Official Test 24 Hours of Le Mans
Official Test

Sector Analysis

Personal Best | Session Best | **B** Crossing the finish line in pit lane

Lap	D	Time	Sector 1	Sector 2	Sector 3	T. Spd	Elapsed
44	2	3:57.535	37.070	1:30.522	1:49.943	286.2	3:42:52.224
45	2	4:04.121 B	36.731	1:30.032	1:57.358	293.2	3:46:56.345
46	2	:20:02.713	...	1:34.469	1:49.830	252.8	5:06:59.058
47	2	3:55.712	36.780	1:30.432	1:48.500	294.0	5:10:54.770
48	2	4:03.014 B	36.861	1:30.205	1:55.948	294.0	5:14:57.784
49	2	14:21.946	...	1:32.453	1:48.932	288.5	5:29:19.730
50	2	4:03.928	37.340	1:30.594	1:55.994	297.2	5:33:23.658
51	2	3:55.064	36.873	1:30.015	1:48.176	294.8	5:37:18.722
52	2	4:12.307 B	37.583	1:33.350	2:01.374	276.0	5:41:31.029
53	2	7:38.035	4:17.166	1:31.535	1:49.334	288.5	5:49:09.064
54	2	3:57.033	37.825	1:30.409	1:48.799	284.7	5:53:06.097
55	2	4:03.390 B	36.776	1:30.950	1:55.664	278.8	5:57:09.487
56	3	20:09.088	...	1:34.032	1:51.389	252.8	6:17:18.575
57	3	3:58.321	37.589	1:31.035	1:49.697	294.0	6:21:16.896
58	3	3:57.689	37.435	1:30.765	1:49.489	296.4	6:25:14.585
59	3	4:00.998	39.250	1:30.530	1:51.218	295.6	6:29:15.583
60	3	4:21.260 B	37.528	1:35.476	2:08.256	294.8	6:33:36.843
61	3	10:12.512	6:50.934	1:31.368	1:50.210	293.2	6:43:49.355
62	3	3:57.696	37.298	1:31.015	1:49.383	294.8	6:47:47.051
63	3	3:57.964	37.584	1:31.053	1:49.327	294.8	6:51:45.015
64	3	3:56.998	37.816	1:30.589	1:48.593	295.6	6:55:42.013
65	3	4:07.803 B	37.331	1:32.924	1:57.548	289.3	6:59:49.816
66	1	6:16.261	2:52.134	1:33.272	1:50.855	280.3	7:06:06.077
67	1	3:58.317	37.281	1:31.843	1:49.193	293.2	7:10:04.394
68	1	4:52.785 B	36.890	2:14.455	2:01.440	293.2	7:14:57.179
69	1	7:15.543	3:55.110	1:31.034	1:49.399	292.4	7:22:12.722
70	1	3:56.136	37.343	1:30.413	1:48.380	293.2	7:26:08.858
71	1	3:59.462	36.812	1:33.064	1:49.586	260.7	7:30:08.320
72	1	3:55.857	36.827	1:30.311	1:48.719	292.4	7:34:04.177
73	1	4:02.577 B	37.560	1:30.228	1:54.789	292.4	7:38:06.754
74	1	6:14.034	2:46.746	1:35.876	1:51.412	250.4	7:44:20.788
75	1	3:56.009	36.755	1:29.922	1:49.332	295.6	7:48:16.797
76	1	4:00.867 B	37.004	1:29.699	1:54.164	298.0	7:52:17.664
77	3	8:08.606	4:46.989	1:31.772	1:49.845	292.4	8:00:26.270
78	3	3:56.996	37.178	1:31.124	1:48.694	294.0	8:04:23.266
79	3	3:55.585	37.074	1:30.356	1:48.155	294.0	8:08:18.851
80	3	4:38.986	37.102	1:30.192	2:31.692	294.0	8:12:57.837
81	3	4:56.385 B	37.092	1:30.611	2:48.682	294.0	8:17:54.222
82	3	8:57.767	5:37.132	1:31.372	1:49.263	290.0	8:26:51.989
83	3	3:55.854	37.060	1:30.193	1:48.601	297.2	8:30:47.843
84	3	3:55.988	37.291	1:30.012	1:48.685	295.6	8:34:43.831
85	3	3:56.040	37.733	1:30.308	1:47.999	296.4	8:38:39.871
86	3	4:06.533	37.149	1:30.333	1:59.051	294.0	8:42:46.404
87	3	5:50.602 B	40.451	2:33.743	2:36.408	78.1	8:48:37.006

64 **Corvette Racing - GM** — Chevrolet Corvette C7.R
1.Oliver GAVIN 3.Marcel FÄSSLER 2.Tommy MILNER — LMGTE Pro

Lap	D	Time	Sector 1	Sector 2	Sector 3	T. Spd	Elapsed
1	2	5:32.532 B	1:38.315	1:43.677	2:10.540	191.8	5:32.532
2	2	7:04.442	3:31.912	1:37.923	1:54.607	234.2	12:36.974
3	2	4:03.430	38.224	1:33.723	1:51.483	276.7	16:40.404
4	2	4:03.681	37.537	1:32.949	1:53.195	284.7	20:44.085
5	2	4:28.683	1:01.715	1:35.584	1:51.384	281.7	25:12.768
6	2	4:19.435	53.634	1:33.774	1:52.027	281.7	29:32.203
7	2	4:00.752	37.372	1:32.367	1:51.013	290.8	33:32.955
8	2	4:08.411 B	37.385	1:32.275	1:58.751	292.4	37:41.366
9	2	10:24.912	6:56.189	1:34.460	1:54.263	287.7	48:06.278
10	2	4:29.654	1:06.256	1:32.517	1:50.881	291.6	52:35.932
11	2	4:01.047	37.793	1:31.942	1:51.312	293.2	56:36.979
12	2	5:26.148 B	39.806	2:44.952	2:01.390	78.1	1:02:03.127
13	3	6:03.794	2:33.818	1:34.605	1:55.371	270.4	1:08:06.921
14	3	4:02.721	38.624	1:32.587	1:51.510	291.6	1:12:09.642
15	3	4:01.156	38.205	1:31.688	1:51.263	294.8	1:16:10.798
16	3	4:06.762 B	38.066	1:31.415	1:57.281	293.2	1:20:17.560
17	3	9:00.297	4:50.841	2:12.872	1:56.584	292.4	1:29:17.857
18	3	4:00.958	37.690	1:33.266	1:50.002	294.0	1:33:18.815
19	3	4:00.344	37.936	1:31.279	1:51.129	294.0	1:37:19.159
20	3	3:59.759	37.894	1:31.361	1:50.504	293.2	1:41:18.918
21	3	4:02.982	38.689	1:32.765	1:51.528	294.8	1:45:21.900
22	3	4:10.702 B	37.923	1:35.046	1:57.733	293.2	1:49:32.602
23	3	8:04.581	4:43.935	1:31.769	1:48.877	290.8	1:57:37.183
24	3	3:56.875	36.860	1:30.687	1:49.328	293.2	2:01:34.058
25	3	3:57.099	36.955	1:30.761	1:49.383	294.0	2:05:31.157
26	3	3:59.157	37.254	1:30.849	1:51.054	294.8	2:09:30.314
27	3	3:57.358	37.315	1:30.884	1:49.159	294.0	2:13:27.672
28	3	4:04.570 B	37.228	1:31.143	1:56.199	293.2	2:17:32.242
29	1	6:29.402	3:03.956	1:33.501	1:51.945	290.0	2:24:01.644
30	1	3:59.873	37.725	1:31.913	1:50.235	292.4	2:28:01.517
31	1	3:59.630	38.108	1:31.772	1:49.750	293.2	2:32:01.147
32	1	3:58.343	37.456	1:31.444	1:49.443	293.2	2:35:59.490
33	1	3:57.340	37.145	1:31.159	1:49.036	293.2	2:39:56.830
34	1	4:05.435 B	37.831	1:31.145	1:56.459	294.8	2:44:02.265
35	1	10:45.132	7:21.562	1:32.636	1:50.934	290.8	2:54:47.397
36	1	4:06.734	38.593	1:36.341	1:51.800	291.6	2:58:54.131
37	1	3:59.438	37.341	1:32.068	1:50.029	293.2	3:02:53.569
38	1	3:59.271	37.477	1:31.845	1:49.949	294.0	3:06:52.840
39	1	4:11.248 B	37.331	1:32.088	2:01.829	297.2	3:11:04.088
40	1	6:55.861	3:27.515	1:36.389	1:51.957	242.0	3:17:59.949
41	1	3:57.759	37.450	1:31.505	1:48.804	292.4	3:21:57.708
42	1	4:05.307	36.901	1:30.818	1:57.588	293.2	3:26:03.015
43	1	4:27.074	1:06.474	1:32.195	1:48.405	290.0	3:30:30.089
44	1	3:56.290	37.048	1:30.760	1:48.482	293.2	3:34:26.379
45	1	4:06.237 B	37.841	1:32.149	1:56.247	294.8	3:38:32.616
46	2	5:55.750	2:29.058	1:33.664	1:53.028	278.1	3:44:28.366
47	2	4:00.202	37.829	1:32.292	1:50.081	292.4	3:48:28.568
48	2	3:59.237	37.573	1:31.860	1:49.804	293.2	3:52:27.805
49	2	3:58.695	37.379	1:31.389	1:49.927	294.8	3:56:26.500
50	2	3:57.779	37.237	1:31.389	1:49.153	292.4	4:00:24.279
51	2	:07:29.009 B	37.905	1:35.611	...	281.7	5:07:53.288
52	2	4:53.741	1:30.270	1:33.045	1:50.426	280.3	5:12:47.029
53	2	3:56.190	36.846	1:30.830	1:48.514	290.8	5:16:43.219
54	2	3:56.512	36.808	1:31.025	1:48.679	290.0	5:20:39.731
55	2	3:56.618	37.002	1:31.001	1:48.615	292.4	5:24:36.349
56	2	4:05.762 B	37.372	1:31.398	1:56.992	294.0	5:28:42.111
57	2	9:11.985	5:50.544	1:31.936	1:49.505	289.3	5:37:54.096
58	2	3:56.610	37.129	1:30.935	1:48.546	292.4	5:41:50.706
59	2	3:57.796	37.321	1:31.168	1:49.307	294.0	5:45:48.502
60	2	4:05.329 B	37.557	1:31.699	1:56.073	290.0	5:49:53.831
61	2	13:22.953 B	7:49.021	1:36.419	3:57.513	283.2	6:03:16.784
62	2	13:58.717	...	1:33.117	1:50.005	285.4	6:17:15.501
63	2	3:58.261	37.325	1:31.092	1:49.844	294.8	6:21:13.762
64	2	4:04.912 B	37.382	1:31.057	1:56.473	294.8	6:25:18.674
65	1	11:18.314	5:16.582	2:26.018	3:35.714	278.1	6:36:36.988
66	1	5:04.647	1:03.144	2:10.972	1:50.531	174.5	6:41:41.635

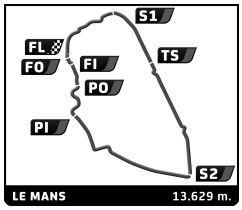

FIA WEC
Official Test 24 Hours of Le Mans
Official Test

Sector Analysis

Personal Best | Session Best | **B** Crossing the finish line in pit lane

Lap	D	Time	Sector 1	Sector 2	Sector 3	T. Spd	Elapsed
67	1	3:57.896	37.214	1:31.289	1:49.393	291.6	6:45:39.531
68	1	4:29.994 B	38.077	1:39.398	2:12.519	264.5	6:50:09.525
69	1	:35:14.903 B	...	1:32.928	2:00.474	284.7	8:25:24.428
70	1	5:41.798	2:22.540	1:31.060	1:48.198	291.6	8:31:06.226
71	1	3:56.457	36.911	1:29.977	1:49.569	295.6	8:35:02.683
72	1	3:54.701	36.712	1:29.740	1:48.249	294.8	8:38:57.384
73	1	3:59.361	37.060	1:30.125	1:52.176	295.6	8:42:56.745
74	1	6:05.915 B	40.935	2:45.612	2:39.368	78.2	8:49:02.660

65 Scuderia Corsa — Ferrari 488 GTE, LMGTE Am
1.Christina NIELSEN 2.Alessandro BALZAN 3.Bret CURTIS

Lap	D	Time	Sector 1	Sector 2	Sector 3	T. Spd	Elapsed
1	2	:26:16.930 B	...	1:44.845	2:11.512	243.1	1:26:16.930
2	2	11:27.161	7:52.651	1:37.534	1:56.976	276.0	1:37:44.091
3	2	4:08.637	39.833	1:34.850	1:53.954	283.2	1:41:52.728
4	2	4:04.927	38.233	1:33.902	1:52.792	281.0	1:45:57.655
5	2	4:04.554	37.795	1:33.852	1:52.907	281.7	1:50:02.209
6	2	4:05.687	38.037	1:33.988	1:53.662	281.0	1:54:07.896
7	2	4:12.026 B	37.934	1:33.895	2:00.197	280.3	1:58:19.922
8	2	11:13.400	7:44.261	1:35.726	1:53.413	278.8	2:09:33.322
9	2	4:06.905	37.944	1:34.633	1:54.328	280.3	2:13:40.227
10	2	4:04.427	38.010	1:34.024	1:52.393	283.2	2:17:44.654
11	2	4:05.385	37.675	1:34.410	1:53.300	280.3	2:21:50.039
12	2	4:01.632	37.527	1:32.994	1:51.111	281.7	2:25:51.671
13	2	4:14.442 B	37.949	1:35.389	2:01.104	282.5	2:30:06.113
14	3	13:07.744	9:22.765	1:40.169	2:04.810	270.4	2:43:13.857
15	3	4:19.514	41.173	1:37.927	2:00.414	275.3	2:47:33.371
16	3	4:17.580	40.374	1:38.006	1:59.200	276.7	2:51:50.951
17	3	4:15.955	40.532	1:36.934	1:58.489	279.5	2:56:06.906
18	3	4:14.304	39.745	1:37.028	1:57.531	276.0	3:00:21.210
19	3	4:13.921	39.601	1:36.783	1:57.537	278.1	3:04:35.131
20	3	4:28.495 B	40.354	1:38.727	2:09.414	276.7	3:09:03.626
21	1	12:40.292	8:59.421	1:40.143	2:00.728	276.7	3:21:43.918
22	1	4:25.389	39.732	1:36.670	2:08.987	277.4	3:26:09.307
23	1	4:49.494	1:12.419	1:41.537	1:55.538	277.4	3:30:58.801
24	1	4:09.039	39.187	1:35.580	1:54.272	277.4	3:35:07.840
25	1	4:06.620	38.641	1:34.953	1:53.026	278.8	3:39:14.460
26	1	4:07.613	38.749	1:34.494	1:54.370	279.5	3:43:22.073
27	1	4:05.424	38.356	1:34.257	1:52.811	281.0	3:47:27.497
28	1	4:04.619	38.208	1:33.922	1:52.489	281.7	3:51:32.116
29	1	4:03.781	38.654	1:33.564	1:51.563	283.2	3:55:35.897
30	1	4:17.205 B	40.329	1:34.453	2:02.423	278.8	3:59:53.102
31	2	:40:19.806	...	1:42.117	1:56.774	219.0	5:40:12.908
32	2	4:24.318 B	39.326	1:37.351	2:07.641	273.2	5:44:37.226
33	2	12:34.249	8:51.593	1:41.191	2:01.465	208.8	5:57:11.475
34	2	7:25.098 B	39.566	2:11.608	4:33.924	273.9	6:04:36.573
35	2	13:22.002 B	9:34.190	1:40.413	2:07.399	244.2	6:17:58.575
36	2	11:57.230	8:26.424	1:36.671	1:54.135	274.6	6:29:55.805
37	2	6:39.943	37.586	2:24.438	3:37.919	284.7	6:36:35.748
38	2	5:10.190	1:02.655	2:13.819	1:53.716	174.2	6:41:45.938
39	2	4:00.120	37.488	1:32.343	1:50.289	284.7	6:45:46.058
40	2	4:01.358	37.233	1:32.791	1:51.334	282.5	6:49:47.416
41	2	4:06.998 B	37.351	1:32.396	1:57.251	281.7	6:53:54.414
42	3	11:04.746	7:30.249	1:38.435	1:56.062	272.5	7:04:59.160
43	3	4:09.115	39.110	1:35.268	1:54.737	278.8	7:09:08.275
44	3	5:00.832	38.919	2:20.191	2:01.722	277.4	7:14:09.107
45	3	4:09.150	38.596	1:35.501	1:55.053	276.0	7:18:18.257
46	3	4:17.259 B	39.459	1:34.833	2:02.967	281.7	7:22:35.516
47	1	7:39.712	4:07.778	1:36.843	1:55.091	266.5	7:30:15.228
48	1	4:05.701	38.892	1:34.081	1:52.728	278.8	7:34:20.929
49	1	4:03.320	38.308	1:33.553	1:51.459	278.1	7:38:24.249
50	1	4:01.514	37.618	1:33.170	1:50.726	278.1	7:42:25.763
51	1	4:15.067 B	38.391	1:33.890	2:02.786	278.8	7:46:40.830
52	3	12:45.881 B	8:55.454	1:38.234	2:12.193	276.0	7:59:26.711
53	3	4:29.992	59.843	1:35.729	1:54.420	276.7	8:03:56.703
54	3	4:08.811	38.698	1:35.907	1:54.206	252.8	8:08:05.514
55	3	4:46.474	39.478	1:35.515	2:31.481	276.0	8:12:51.988
56	3	4:59.571	38.516	1:35.499	2:45.556	276.0	8:17:51.559
57	3	5:17.551	38.703	1:36.721	3:02.127	276.0	8:23:09.110
58	3	4:08.903	38.873	1:35.515	1:54.515	275.3	8:27:18.013
59	3	4:07.055	38.418	1:34.452	1:54.185	278.8	8:31:25.068
60	3	4:19.010 B	38.987	1:35.885	2:04.138	276.7	8:35:44.078
61	2	7:03.552	3:19.798	1:34.317	2:09.437	275.3	8:42:47.630
62	2	5:59.071 B	40.438	2:34.968	2:43.665	77.2	8:48:46.701

66 Ford Chip Ganassi Team UK — Ford GT, LMGTE Pro
1.Stefan MÜCKE 2.Olivier PLA 3.Billy JOHNSON

Lap	D	Time	Sector 1	Sector 2	Sector 3	T. Spd	Elapsed
1	1	22:25.283 B	...	1:43.958	2:05.571	197.0	22:25.283
2	1	25:28.449	...	1:38.776	1:59.471	236.2	47:53.732
3	1	4:42.621 B	1:06.354	1:35.230	2:01.037	269.8	52:36.353
4	3	11:44.390	7:11.253	2:35.014	1:58.123	129.1	1:04:20.743
5	3	4:07.820	39.581	1:33.819	1:54.420	283.2	1:08:28.563
6	3	4:11.344 B	39.446	1:33.071	1:58.827	265.1	1:12:39.907
7	2	7:16.230	3:40.209	1:38.683	1:57.338	197.4	1:19:56.137
8	2	4:18.236	38.967	1:35.623	2:03.646	269.1	1:24:14.373
9	2	5:35.749 B	1:10.451	2:17.160	2:08.138	249.8	1:29:50.122
10	1	7:54.572	4:25.822	1:34.626	1:54.124	284.7	1:37:44.694
11	1	4:04.212	38.519	1:33.186	1:52.507	289.3	1:41:48.906
12	1	4:02.929	37.777	1:32.898	1:52.254	286.9	1:45:51.835
13	1	4:02.402	37.959	1:33.056	1:51.387	287.7	1:49:54.237
14	1	4:07.623 B	38.183	1:32.643	1:56.797	289.3	1:54:01.860
15	3	9:06.688	5:33.560	1:33.463	1:59.665	285.4	2:03:08.548
16	3	4:02.997	37.969	1:33.179	1:51.849	286.2	2:07:11.545
17	3	4:01.782	37.699	1:32.286	1:51.797	286.2	2:11:13.327
18	3	4:09.247 B	37.934	1:32.094	1:59.219	287.7	2:15:22.574
19	2	10:04.409	6:33.445	1:36.930	1:54.034	195.3	2:25:26.983
20	2	4:04.472	37.965	1:34.282	1:52.225	281.7	2:29:31.455
21	2	4:01.092	37.899	1:32.657	1:50.536	288.5	2:33:32.547
22	2	4:14.083 B	38.386	1:33.927	2:01.770	286.9	2:37:46.630
23	1	19:42.785	...	1:34.661	1:50.957	228.7	2:57:29.415
24	1	4:06.405 B	37.760	1:32.036	1:56.609	290.0	3:01:35.820
25	1	6:13.447	2:48.694	1:32.448	1:52.305	288.5	3:07:49.267
26	1	3:59.888	37.583	1:31.991	1:50.314	290.8	3:11:49.155
27	1	3:59.395	37.476	1:32.150	1:49.769	289.3	3:15:48.550
28	1	4:05.428 B	37.515	1:31.695	1:56.218	288.5	3:19:53.978
29	1	6:30.776	3:06.569	1:32.651	1:51.556	287.7	3:26:24.754
30	1	4:27.921	1:05.728	1:31.930	1:50.263	288.5	3:30:52.675
31	1	3:58.341	37.281	1:31.429	1:49.631	290.8	3:34:51.016
32	1	4:07.292 B	37.517	1:31.926	1:57.849	291.6	3:38:58.308
33	3	7:12.327	3:46.623	1:33.449	1:52.255	291.6	3:46:10.635
34	3	4:00.101	37.754	1:31.875	1:50.472	291.6	3:50:10.736
35	3	4:02.178	37.760	1:33.114	1:51.304	276.7	3:54:12.914
36	3	4:00.233	37.526	1:31.428	1:51.279	292.4	3:58:13.147

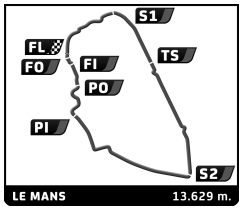

FIA WEC
Official Test 24 Hours of Le Mans
Official Test

Sector Analysis

Personal Best | Session Best | **B** Crossing the finish line in pit lane

Lap	D	Time	Sector 1	Sector 2	Sector 3	T. Spd	Elapsed
37	3	3:58.319	37.365	1:31.331	1:49.623	288.5	4:02:11.466
38	2	:13:11.398	37.499	1:34.610	...	288.5	5:15:22.864
39	2	4:03.276	37.485	1:35.030	1:50.761	288.5	5:19:26.140
40	2	3:58.721	37.289	1:31.376	1:50.056	288.5	5:23:24.861
41	2	3:58.323	37.353	1:31.005	1:49.965	290.8	5:27:23.184
42	2	4:11.607 B	39.695	1:33.250	1:58.662	272.5	5:31:34.791
43	2	7:31.657	4:05.593	1:33.206	1:52.858	286.9	5:39:06.448
44	2	3:59.623	37.512	1:31.918	1:50.193	288.5	5:43:06.071
45	2	3:58.965	37.559	1:31.450	1:49.956	290.0	5:47:05.036
46	2	4:10.542 B	37.256	1:32.636	2:00.650	291.6	5:51:15.578
47	2	25:12.721	...	1:33.339	1:51.655	278.8	6:16:28.299
48	2	3:58.906	37.257	1:31.514	1:50.135	291.6	6:20:27.205
49	2	3:59.199	37.260	1:31.555	1:50.384	290.0	6:24:26.404
50	2	3:58.515	37.223	1:31.459	1:49.833	289.3	6:28:24.919
51	2	4:47.240 B	38.074	1:34.354	2:34.812	282.5	6:33:12.159
52	3	8:36.747	4:34.238	2:10.840	1:51.669	161.7	6:41:48.906
53	3	3:59.593	37.927	1:31.435	1:50.231	293.2	6:45:48.499
54	3	4:04.781 B	37.540	1:31.317	1:55.924	294.8	6:49:53.280
55	3	25:26.818	...	2:15.691	1:56.644	283.9	7:15:20.098
56	3	3:58.625	37.357	1:31.696	1:49.572	286.2	7:19:18.723
57	3	4:02.070	37.765	1:32.734	1:51.571	287.7	7:23:20.793
58	3	3:58.913	37.265	1:31.192	1:50.456	287.7	7:27:19.706
59	3	4:05.274 B	37.184	1:31.603	1:56.487	288.5	7:31:24.980
60	3	6:41.910	3:20.061	1:31.583	1:50.266	286.9	7:38:06.890
61	3	4:04.575 B	37.410	1:31.283	1:55.882	288.5	7:42:11.465
62	3	8:13.397	4:50.216	1:32.400	1:50.781	285.4	7:50:24.862
63	3	3:58.181	37.473	1:31.286	1:49.422	289.3	7:54:23.043
64	3	4:04.504 B	37.449	1:31.666	1:55.389	290.0	7:58:27.547
65	1	7:51.556	4:25.963	1:33.805	1:51.788	286.9	8:06:19.103
66	1	4:11.050 B	38.153	1:32.741	2:00.156	288.5	8:10:30.153
67	1	14:13.351	...	1:33.967	2:36.223	287.7	8:24:43.504
68	1	4:02.331	39.128	1:32.237	1:50.966	286.9	8:28:45.835
69	1	3:58.639	37.433	1:31.483	1:49.723	287.7	8:32:44.474
70	1	4:01.000	37.459	1:31.395	1:52.146	287.7	8:36:45.474
71	1	4:22.579	37.266	1:31.180	2:14.133	290.8	8:41:08.053
72	1	4:14.422 B	44.228	1:33.535	1:56.659	286.2	8:45:22.475

67 **Ford Chip Ganassi Team UK** — Ford GT, LMGTE Pro
1.Andy PRIAULX 2.Harry TINCKNELL 3.Luis Felipe DERANI

Lap	D	Time	Sector 1	Sector 2	Sector 3	T. Spd	Elapsed
1	3	21:17.547 B	...	1:40.819	2:07.187	229.7	21:17.547
2	3	16:04.679	...	1:36.152	1:56.238	272.5	37:22.226
3	3	4:11.047 B	38.444	1:33.742	1:58.861	284.7	41:33.273
4	3	10:54.331	7:26.379	1:34.840	1:53.112	275.3	52:27.604
5	3	4:09.409 B	37.890	1:33.342	1:58.177	285.4	56:37.013
6	3	10:39.221	7:09.295	1:36.506	1:53.420	284.7	1:07:16.234
7	3	4:10.397 B	37.815	1:32.764	1:59.818	286.2	1:11:26.631
8	3	10:05.118	6:39.289	1:33.794	1:52.035	261.9	1:21:31.749
9	3	4:12.869	37.325	1:35.187	2:00.357	286.9	1:25:44.618
10	3	4:52.478	37.728	2:15.234	1:59.516	288.5	1:30:37.096
11	3	4:09.122	37.503	1:32.179	1:59.440	290.0	1:34:46.218
12	3	4:10.639	39.449	1:35.081	1:56.109	253.3	1:38:56.857
13	3	4:00.948	37.394	1:32.498	1:51.056	286.9	1:42:57.805
14	3	4:00.436	37.448	1:32.109	1:50.879	286.9	1:46:58.241
15	3	4:08.605 B	37.874	1:32.640	1:58.091	286.2	1:51:06.846
16	3	10:51.137	7:21.828	1:35.192	1:54.117	272.5	2:01:57.983
17	3	4:02.681	38.005	1:33.230	1:51.446	285.4	2:06:00.664
18	3	4:01.328	37.615	1:32.371	1:51.342	286.2	2:10:01.992
19	3	4:00.047	37.413	1:31.821	1:50.813	288.5	2:14:02.039
20	3	4:00.229	37.872	1:32.003	1:50.354	286.2	2:18:02.268
21	3	4:07.796 B	37.866	1:32.211	1:57.719	286.9	2:22:10.064
22	1	12:58.107 B	9:28.443	1:32.765	1:56.899	283.2	2:35:08.171
23	1	5:52.030	2:28.029	1:32.488	1:51.513	285.4	2:41:00.201
24	1	4:02.035	38.205	1:32.871	1:50.959	286.9	2:45:02.236
25	1	3:59.625	37.286	1:32.090	1:50.249	286.9	2:49:01.861
26	1	4:10.158 B	38.030	1:31.696	2:00.432	288.5	2:53:12.019
27	1	10:16.634	6:53.039	1:32.792	1:50.803	285.4	3:03:28.653
28	1	4:00.084	37.447	1:32.101	1:50.536	287.7	3:07:28.737
29	1	4:01.265	37.678	1:32.869	1:50.718	288.5	3:11:30.002
30	1	3:59.721	37.646	1:31.797	1:50.278	286.9	3:15:29.723
31	1	3:59.756	37.410	1:32.173	1:50.173	287.7	3:19:29.479
32	1	4:07.128 B	37.260	1:32.071	1:57.797	287.7	3:23:36.607
33	2	8:23.681	4:53.902	1:35.966	1:53.813	285.4	3:32:00.288
34	2	4:00.923	37.899	1:32.606	1:50.418	285.4	3:36:01.211
35	2	3:59.800	37.870	1:31.806	1:50.124	288.5	3:40:01.011
36	2	3:58.567	37.430	1:31.325	1:49.812	288.5	3:43:59.578
37	2	4:01.649	38.544	1:33.032	1:50.073	289.3	3:48:01.227
38	2	3:58.251	37.286	1:31.288	1:49.677	290.0	3:51:59.478
39	2	3:58.635	37.390	1:31.352	1:49.893	290.0	3:55:58.113
40	2	3:58.318	37.390	1:31.308	1:49.620	290.0	3:59:56.431
41	2	4:07.364 B	37.468	1:32.889	1:57.007	287.7	4:04:03.795
42	3	:09:49.595	...	1:34.538	1:52.046	276.0	5:13:53.390
43	3	4:02.665	37.100	1:31.911	1:53.654	286.9	5:17:56.055
44	3	3:59.502	37.529	1:31.918	1:50.055	286.2	5:21:55.557
45	3	3:58.613	37.079	1:31.810	1:49.724	288.5	5:25:54.170
46	3	3:58.889	37.012	1:31.465	1:50.412	288.5	5:29:53.059
47	3	4:10.376 B	38.606	1:32.891	1:58.879	288.5	5:34:03.435
48	3	6:42.932	3:12.859	1:34.560	1:55.513	283.2	5:40:46.367
49	3	3:59.824	37.622	1:31.648	1:50.554	287.7	5:44:46.191
50	3	3:59.005	37.427	1:31.504	1:50.074	286.2	5:48:45.196
51	3	3:58.697	37.131	1:31.630	1:49.936	287.7	5:52:43.893
52	3	4:03.719	37.331	1:32.728	1:53.660	286.2	5:56:47.612
53	3	5:34.026 B	37.207	1:31.940	3:24.879	286.9	6:02:21.638
54	3	15:06.034	...	1:33.505	1:51.279	257.0	6:17:27.672
55	3	3:59.292	37.083	1:32.103	1:50.106	290.8	6:21:26.964
56	3	3:58.046	37.190	1:31.255	1:49.601	289.3	6:25:25.010
57	3	4:01.199	36.992	1:32.199	1:52.008	289.3	6:29:26.209
58	3	4:25.001	36.926	1:49.201	1:58.874	289.3	6:33:51.210
59	3	6:20.259	39.045	3:05.761	2:35.453	98.2	6:40:11.469
60	3	4:04.450	39.333	1:33.340	1:51.777	286.9	6:44:15.919
61	3	4:03.456	38.112	1:31.418	1:53.926	289.3	6:48:19.375
62	3	4:05.076	37.177	1:31.190	1:56.709	291.6	6:52:24.451
63	3	3:59.531	37.011	1:30.960	1:51.560	289.3	6:56:23.982
64	3	3:58.206	37.545	1:31.242	1:49.419	289.3	7:00:22.188
65	3	4:06.157 B	36.853	1:31.012	1:58.292	291.6	7:04:28.345
66	2	8:46.859	4:33.959	2:15.550	1:57.350	283.9	7:13:15.204
67	2	3:59.030	37.508	1:31.880	1:49.642	285.4	7:17:14.234
68	2	3:59.161	37.703	1:31.938	1:49.520	289.3	7:21:13.395
69	2	3:59.788	37.199	1:30.893	1:51.696	288.5	7:25:13.183
70	2	4:03.620 B	37.412	1:31.198	1:55.010	289.3	7:29:16.803
71	2	18:58.320	...	1:32.323	1:51.435	286.2	7:48:15.123
72	2	4:00.078	37.493	1:32.264	1:50.321	290.0	7:52:15.201
73	2	3:58.786	37.150	1:31.344	1:50.292	290.0	7:56:13.987
74	2	3:57.881	37.177	1:31.077	1:49.627	291.6	8:00:11.868

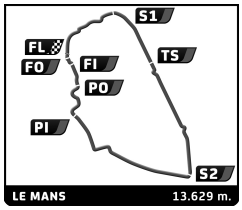

FIA WEC
Official Test 24 Hours of Le Mans
Official Test

Sector Analysis

Personal Best | Session Best | **B** Crossing the finish line in pit lane

Lap	D	Time	Sector 1	Sector 2	Sector 3	T. Spd	Elapsed
75	2	4:06.148 B	37.399	1:31.312	1:57.437	290.8	8:04:18.016
76	1	6:59.135	3:34.771	1:32.574	1:51.790	287.7	8:11:17.151
77	1	4:38.468	37.346	1:32.435	2:28.687	288.5	8:15:55.619
78	1	5:07.046	37.200	1:31.260	2:58.586	289.3	8:21:02.665
79	1	3:58.467	37.181	1:30.981	1:50.305	290.0	8:25:01.132
80	1	4:05.041	38.567	1:31.809	1:54.665	290.8	8:29:06.173
81	1	4:05.755 B	38.055	1:31.647	1:56.053	291.6	8:33:11.928
82	1	5:56.920	2:34.772	1:32.178	1:49.970	287.7	8:39:08.848
83	1	4:10.640 B	37.752	1:33.057	1:59.831	292.4	8:43:19.488
84	1	13:25.175 B	4:34.267	4:19.795	4:31.113	79.0	8:56:44.663

68 FORD CHIP GANASSI TEAM USA — Ford GT, LMGTE Pro
1.Joey HAND
2.Dirk MÜLLER

Lap	D	Time	Sector 1	Sector 2	Sector 3	T. Spd	Elapsed
1	1	10:35.665 B	6:46.986	1:42.536	2:06.143	202.6	10:35.665
2	1	30:46.431	...	1:36.309	1:54.066	256.4	41:22.096
3	1	4:04.950	38.443	1:34.153	1:52.354	258.8	45:27.046
4	1	4:07.454	38.762	1:34.737	1:53.955	260.7	49:34.500
5	1	4:35.391	1:09.664	1:33.637	1:52.090	281.7	54:09.891
6	1	4:09.269 B	37.893	1:32.685	1:58.691	280.3	58:19.160
7	1	11:00.117	7:32.822	1:34.561	1:52.734	276.7	1:09:19.277
8	1	5:13.696 B	37.918	1:33.385	3:02.393	280.3	1:14:32.973
9	1	58:47.163 B	...	1:38.046	2:05.135	255.1	2:13:20.136
10	1	12:41.502	9:13.989	1:34.348	1:53.165	277.4	2:26:01.638
11	1	4:02.577	37.913	1:32.788	1:51.876	281.7	2:30:04.215
12	1	4:01.497	37.800	1:32.287	1:51.410	284.7	2:34:05.712
13	1	4:00.830	37.718	1:32.260	1:50.852	281.0	2:38:06.542
14	1	4:09.739 B	37.841	1:32.873	1:59.025	261.3	2:42:16.281
15	1	13:23.631	9:57.668	1:32.761	1:53.202	269.1	2:55:39.912
16	1	3:59.874	37.657	1:31.842	1:50.375	283.9	2:59:39.786
17	1	3:59.067	37.536	1:31.499	1:50.032	291.6	3:03:38.853
18	1	4:07.019 B	37.700	1:31.996	1:57.323	283.9	3:07:45.872
19	2	11:33.992	8:03.585	1:34.994	1:55.413	247.6	3:19:19.864
20	2	4:05.595	38.021	1:34.644	1:52.930	290.0	3:23:25.459
21	2	4:06.329	38.128	1:32.497	1:55.704	291.6	3:27:31.788
22	2	4:32.251	1:05.436	1:32.818	1:53.997	288.5	3:32:04.039
23	2	3:59.232	37.291	1:31.669	1:50.272	291.6	3:36:03.271
24	2	4:10.160 B	37.638	1:33.373	1:59.149	261.9	3:40:13.431
25	2	11:54.012	8:30.531	1:32.752	1:50.729	288.5	3:52:07.443
26	2	3:59.406	37.700	1:31.581	1:50.125	290.8	3:56:06.849
27	2	3:58.614	37.392	1:31.305	1:49.917	290.0	4:00:05.463
28	2	:34:38.086	38.093	1:35.772	...	288.5	5:34:43.549
29	2	3:58.407	37.462	1:31.402	1:49.543	289.3	5:38:41.956
30	2	3:59.847	37.555	1:32.120	1:50.172	286.9	5:42:41.803
31	2	4:06.051 B	37.394	1:31.566	1:57.091	290.0	5:46:47.854
32	2	15:03.246 B	...	1:33.770	3:17.265	285.4	6:01:51.100
33	2	18:52.882	...	1:32.861	1:51.099	282.5	6:20:43.982
34	2	3:58.868	37.384	1:31.660	1:49.824	288.5	6:24:42.850
35	2	3:58.011	37.242	1:31.098	1:49.671	290.0	6:28:40.861
36	2	4:32.822	37.886	1:32.350	2:22.586	289.3	6:33:13.683
37	2	6:51.193	1:06.910	3:09.848	2:34.435	113.8	6:40:04.876
38	2	4:07.101 B	38.427	1:31.909	1:56.765	281.7	6:44:11.977
39	2	11:06.429	7:42.155	1:32.808	1:51.466	285.4	6:55:18.406
40	2	3:59.227	37.361	1:31.397	1:50.469	288.5	6:59:17.633
41	2	3:58.595	37.350	1:31.321	1:49.924	289.3	7:03:16.228
42	2	3:58.885	37.811	1:31.508	1:49.566	290.0	7:07:15.113
43	2	4:46.213	37.453	2:11.961	1:56.799	286.9	7:12:01.326
44	2	4:13.357	37.447	1:44.020	1:51.890	281.0	7:16:14.683
45	2	3:58.687	37.380	1:31.299	1:50.008	288.5	7:20:13.370
46	2	4:04.316 B	37.266	1:31.798	1:55.252	290.0	7:24:17.686
47	1	7:41.751	4:16.103	1:32.781	1:52.867	280.3	7:31:59.437
48	1	4:00.820	37.956	1:31.802	1:51.062	285.4	7:36:00.257
49	1	3:59.908	37.830	1:31.484	1:50.594	284.7	7:40:00.165
50	1	3:59.912	38.137	1:31.802	1:49.973	282.5	7:44:00.077
51	1	3:58.654	37.476	1:31.332	1:49.846	284.7	7:47:58.731
52	1	3:59.403	37.331	1:31.413	1:50.659	286.9	7:51:58.134
53	1	4:00.542	38.656	1:31.357	1:50.529	286.9	7:55:58.676
54	1	3:59.277	37.420	1:31.488	1:50.369	290.0	7:59:57.953
55	1	3:59.425	37.214	1:31.078	1:51.133	284.7	8:03:57.378
56	1	4:02.214	38.442	1:32.941	1:50.831	263.2	8:07:59.592
57	1	4:37.943	37.428	1:31.059	2:29.456	288.5	8:12:37.535
58	1	4:42.489	37.206	1:31.343	2:33.940	287.7	8:17:20.024
59	1	5:08.338	37.577	1:31.949	2:58.812	289.3	8:22:28.362
60	1	4:04.820 B	37.292	1:30.962	1:56.566	284.7	8:26:33.182
61	1	16:34.835	...	1:33.761	1:51.400	283.2	8:43:08.017
62	1	7:00.748 B	46.231	2:44.871	3:29.646	78.8	8:50:08.765

69 FORD CHIP GANASSI TEAM USA — Ford GT, LMGTE Pro
1.Ryan BRISCOE
2.Richard WESTBROOK

Lap	D	Time	Sector 1	Sector 2	Sector 3	T. Spd	Elapsed
1	2	9:09.372 B	5:20.035	1:41.500	2:07.837	244.2	9:09.372
2	2	:00:17.685	...	1:34.871	1:53.200	278.1	1:09:27.057
3	2	4:02.108	37.861	1:32.553	1:51.694	291.6	1:13:29.165
4	2	4:01.822	37.665	1:32.301	1:51.856	290.0	1:17:30.987
5	2	4:09.119 B	37.730	1:31.983	1:59.406	292.4	1:21:40.106
6	2	18:57.152	...	1:33.663	1:52.216	275.3	1:40:37.258
7	2	4:01.081	37.545	1:32.347	1:51.189	287.7	1:44:38.339
8	2	4:07.527 B	37.789	1:32.118	1:57.620	288.5	1:48:45.866
9	1	8:09.488	4:33.939	1:35.500	2:00.049	272.5	1:56:55.354
10	1	4:07.439	38.688	1:33.959	1:54.792	286.2	2:01:02.793
11	1	4:03.440	38.039	1:33.084	1:52.317	286.9	2:05:06.233
12	1	4:06.121	38.042	1:32.720	1:55.359	286.9	2:09:12.354
13	1	4:01.182	37.813	1:32.384	1:50.985	283.2	2:13:13.536
14	1	4:09.913 B	37.796	1:33.148	1:58.969	283.2	2:17:23.449
15	1	13:34.185	...	1:32.722	1:51.903	286.9	2:30:57.634
16	1	4:01.117	37.999	1:32.165	1:50.953	287.7	2:34:58.751
17	1	4:10.610 B	39.179	1:33.267	1:58.164	284.7	2:39:09.361
18	1	12:23.467	8:57.886	1:33.661	1:51.920	269.1	2:51:32.828
19	1	4:00.428	37.708	1:31.886	1:50.834	288.5	2:55:33.256
20	1	3:59.339	37.554	1:31.394	1:50.391	289.3	2:59:32.595
21	1	4:06.709 B	38.104	1:32.307	1:56.298	292.4	3:03:39.304
22	1	10:15.429	6:48.843	1:33.071	1:53.515	258.2	3:13:54.733
23	1	4:01.173	37.509	1:32.353	1:51.311	286.2	3:17:55.906
24	1	4:13.715 B	37.234	1:33.505	2:02.976	289.3	3:22:09.621
25	2	7:42.508	4:15.761	1:33.119	1:53.628	287.7	3:29:52.129
26	2	4:01.033	37.692	1:32.644	1:50.697	289.3	3:33:53.162
27	2	3:59.923	37.725	1:32.014	1:50.184	289.3	3:37:53.085
28	2	3:58.941	37.315	1:31.517	1:50.109	290.8	3:41:52.026
29	2	4:09.998 B	38.773	1:32.760	1:58.465	276.0	3:46:02.024
30	2	11:43.374	8:17.197	1:32.984	1:53.193	286.9	3:57:45.398
31	2	4:08.243 B	37.969	1:32.635	1:57.639	286.9	4:01:53.641
32	2	:39:51.552	...	1:32.571	1:55.937	288.5	5:41:45.193
33	2	4:00.439	37.692	1:32.362	1:50.385	288.5	5:45:45.632
34	2	4:05.949 B	37.441	1:31.518	1:56.990	290.8	5:49:51.581

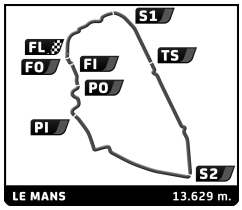

FIA WEC
Official Test 24 Hours of Le Mans
Official Test

Sector Analysis

Personal Best | Session Best | **B** Crossing the finish line in pit lane

Lap	D	Time	Sector 1	Sector 2	Sector 3	T. Spd	Elapsed
35	2	16:21.809 B	8:42.694	3:06.739	4:32.376	209.7	6:06:13.390
36	2	11:52.149	8:15.404	1:37.335	1:59.410	238.8	6:18:05.539
37	2	3:59.117	37.957	1:31.274	1:49.886	290.8	6:22:04.656
38	2	4:01.253	38.066	1:31.731	1:51.456	289.3	6:26:05.909
39	2	3:58.060	36.981	1:31.379	1:49.700	290.8	6:30:03.969
40	2	6:33.927 B	37.004	2:21.174	3:35.749	271.8	6:36:37.896
41	2	17:02.263	...	1:34.094	1:49.999	256.4	6:53:40.159
42	2	3:58.065	37.169	1:31.657	1:49.239	287.7	6:57:38.224
43	2	4:03.735 B	37.007	1:31.275	1:55.453	288.5	7:01:41.959
44	2	18:57.413	...	1:32.665	1:51.874	274.6	7:20:39.372
45	2	3:58.145	37.039	1:31.467	1:49.639	290.0	7:24:37.517
46	2	3:57.536	36.960	1:31.180	1:49.396	290.0	7:28:35.053
47	2	4:07.148 B	37.282	1:31.640	1:58.226	291.6	7:32:42.201
48	1	9:21.828	5:57.249	1:33.262	1:51.317	281.0	7:42:04.029
49	1	4:01.049	39.061	1:31.926	1:50.062	287.7	7:46:05.078
50	1	3:58.861	37.486	1:31.519	1:49.856	288.5	7:50:03.939
51	1	3:58.163	37.296	1:30.931	1:49.936	290.0	7:54:02.102
52	1	4:07.206 B	37.470	1:31.388	1:58.348	291.6	7:58:09.308
53	1	23:38.390	...	1:33.815	2:58.216	253.3	8:21:47.698
54	1	3:59.774	37.150	1:32.311	1:50.313	285.4	8:25:47.472
55	1	3:59.620	37.037	1:31.256	1:51.327	289.3	8:29:47.092
56	1	4:04.988 B	37.891	1:31.322	1:55.775	278.8	8:33:52.080
57	1	19:09.060 B	...	3:31.776	4:31.620	79.4	8:53:01.140

71 — AF Corse — Ferrari 488 GTE — LMGTE Pro
1.Davide RIGON 2.Sam BIRD 3.Miguel MOLINA

Lap	D	Time	Sector 1	Sector 2	Sector 3	T. Spd	Elapsed
1	3	:08:06.453	...	1:44.117	2:02.076	180.6	1:08:06.453
2	3	4:16.336	41.651	1:37.338	1:57.347	260.7	1:12:22.789
3	3	4:11.610	38.827	1:36.613	1:56.170	282.5	1:16:34.399
4	3	4:10.689	38.681	1:35.241	1:56.767	283.2	1:20:45.088
5	3	4:25.463 B	40.515	1:38.236	2:06.712	283.9	1:25:10.551
6	3	13:04.167	9:25.389	1:40.207	1:58.571	241.5	1:38:14.718
7	3	4:09.533	39.301	1:34.739	1:55.493	283.9	1:42:24.251
8	3	4:07.560	39.297	1:34.737	1:53.526	283.9	1:46:31.811
9	3	4:04.214	38.164	1:33.562	1:52.488	285.4	1:50:36.025
10	3	4:11.037 B	37.759	1:33.796	1:59.482	285.4	1:54:47.062
11	3	13:25.263	9:56.048	1:35.690	1:53.525	280.3	2:08:12.325
12	3	4:04.861	37.878	1:34.392	1:52.591	280.3	2:12:17.186
13	3	4:04.961	37.681	1:33.953	1:53.327	281.7	2:16:22.147
14	3	4:02.818	37.738	1:33.719	1:51.361	282.5	2:20:24.965
15	3	4:02.221	37.606	1:33.284	1:51.331	283.2	2:24:27.186
16	3	4:12.524 B	38.450	1:34.331	1:59.743	282.5	2:28:39.710
17	3	6:56.767	3:30.741	1:34.533	1:51.493	282.5	2:35:36.477
18	3	4:00.196	37.125	1:32.817	1:50.254	281.7	2:39:36.673
19	3	3:59.519	36.979	1:32.604	1:49.936	281.0	2:43:36.192
20	3	4:08.743 B	37.947	1:32.911	1:57.885	282.5	2:47:44.935
21	1	5:59.222	2:27.777	1:35.150	1:56.295	253.3	2:53:44.157
22	1	4:02.286	37.946	1:33.446	1:50.894	282.5	2:57:46.443
23	1	4:01.344	37.672	1:32.846	1:50.826	281.7	3:01:47.787
24	1	4:01.969	37.448	1:33.153	1:51.368	281.7	3:05:49.756
25	1	3:58.865	37.141	1:32.118	1:49.606	283.2	3:09:48.621
26	1	4:06.174 B	37.264	1:32.287	1:56.623	281.7	3:13:54.795
27	2	5:54.651	2:24.996	1:35.310	1:54.345	281.0	3:19:49.446
28	2	4:00.925	37.546	1:33.001	1:50.378	282.5	3:23:50.371
29	2	4:10.611 B	37.380	1:32.730	2:00.501	282.5	3:28:00.982
30	2	11:30.472	8:06.756	1:33.131	1:50.585	279.5	3:39:31.454
31	2	4:00.789	37.455	1:32.358	1:50.976	285.4	3:43:32.243
32	2	4:01.426	38.516	1:32.684	1:50.226	283.9	3:47:33.669
33	2	3:58.718	37.183	1:31.831	1:49.704	285.4	3:51:32.387
34	2	3:57.662	37.001	1:31.792	1:48.869	285.4	3:55:30.049
35	2	4:00.421	36.854	1:31.493	1:52.074	286.9	3:59:30.470
36	2	3:57.978	37.099	1:31.922	1:48.957	285.4	4:03:28.448
37	1	:24:07.259	37.184	1:35.400	...	283.9	5:27:35.707
38	1	3:58.558	37.135	1:31.950	1:49.473	286.9	5:31:34.265
39	1	3:57.551	37.119	1:31.549	1:48.883	286.2	5:35:31.816
40	1	3:57.522	37.379	1:31.119	1:49.024	288.5	5:39:29.338
41	1	3:57.147	37.055	1:31.037	1:49.055	286.9	5:43:26.485
42	1	4:05.425 B	37.088	1:31.670	1:56.667	288.5	5:47:31.910
43	3	6:59.450	3:35.593	1:33.258	1:50.599	284.7	5:54:31.360
44	3	4:00.349	37.223	1:32.591	1:50.535	286.2	5:58:31.709
45	3	8:37.760 B	40.418	3:25.771	4:31.571	89.1	6:07:09.469
46	3	15:35.070	...	1:35.017	1:53.336	279.5	6:22:44.539
47	3	4:01.108	37.736	1:32.554	1:50.818	285.4	6:26:45.647
48	3	3:59.328	37.156	1:31.980	1:50.192	284.7	6:30:44.975
49	3	5:58.318 B	38.168	1:41.930	3:38.220	267.1	6:36:43.293
50	3	6:38.640	3:12.305	1:33.517	1:52.818	283.9	6:43:21.933
51	3	4:01.891	37.171	1:32.288	1:52.432	287.7	6:47:23.824
52	3	3:58.449	37.404	1:31.399	1:49.646	288.5	6:51:22.273
53	3	4:02.817	36.977	1:33.371	1:52.469	288.5	6:55:25.090
54	3	3:59.709	38.253	1:31.583	1:49.873	290.0	6:59:24.799
55	3	4:06.203 B	37.163	1:31.835	1:57.205	286.2	7:03:31.002
56	3	18:00.029	...	1:33.069	1:50.560	283.9	7:21:31.031
57	3	3:56.351	36.738	1:30.816	1:48.797	284.7	7:25:27.382
58	3	3:57.253	36.939	1:31.250	1:49.064	286.2	7:29:24.635
59	3	4:05.395 B	37.465	1:32.332	1:55.598	287.7	7:33:30.030
60	1	5:59.996	2:36.078	1:32.919	1:50.999	283.2	7:39:30.026
61	1	3:56.536	36.998	1:31.429	1:48.109	282.5	7:43:26.562
62	1	3:55.385	36.809	1:30.782	1:47.794	289.3	7:47:21.947
63	1	3:58.892	37.478	1:31.406	1:50.008	286.2	7:51:20.839
64	1	4:04.379 B	37.022	1:30.817	1:56.540	286.2	7:55:25.218
65	2	13:07.098	9:42.331	1:34.861	1:49.906	269.8	8:08:32.316
66	2	4:36.123	36.677	1:31.217	2:28.229	283.9	8:13:08.439
67	2	4:54.964	36.935	1:30.518	2:47.511	286.9	8:18:03.403
68	2	5:11.291 B	36.595	1:30.898	3:03.798	286.9	8:23:14.694

77 — Dempsey - Proton Racing — Porsche 911 RSR 991 — LMGTE Am
1.Christian RIED 2.Matteo CAIROLI 3.Marvin DIENST 4.Julien PIGUET

Lap	D	Time	Sector 1	Sector 2	Sector 3	T. Spd	Elapsed
1	1	7:07.999	2:00.382	2:37.941	2:29.676	135.6	7:07.999
2	1	4:49.699	45.937	1:52.421	2:11.341	188.8	11:57.698
3	1	4:28.745	42.078	1:40.138	2:06.529	256.4	16:26.443
4	1	4:24.708	41.550	1:41.566	2:01.592	273.2	20:51.151
5	1	5:39.660 B	1:04.555	2:00.800	2:34.305	177.1	26:30.811
6	1	15:42.177	...	2:34.401	2:28.847	142.0	42:12.988
7	1	4:46.704	44.619	1:50.307	2:11.778	203.3	46:59.692
8	1	4:56.594	1:11.371	1:41.421	2:03.802	258.2	51:56.286
9	1	4:25.051	45.893	1:39.740	1:59.418	275.3	56:21.337
10	1	6:18.555 B	46.734	2:56.626	2:35.195	79.5	1:02:39.892
11	2	18:31.867	...	1:35.211	1:59.666	269.8	1:21:11.759
12	2	4:11.724	37.861	1:33.525	2:00.338	289.3	1:25:23.483
13	2	4:57.949	45.106	2:15.568	1:57.275	294.8	1:30:21.432
14	2	4:08.985 B	38.183	1:32.174	1:58.628	293.2	1:34:30.417
15	2	12:57.729	9:33.163	1:33.077	1:51.489	286.2	1:47:28.146

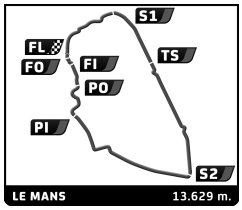

FIA WEC
Official Test 24 Hours of Le Mans
Official Test

Sector Analysis

Personal Best | Session Best | **B** Crossing the finish line in pit lane

Lap	D	Time	Sector 1	Sector 2	Sector 3	T. Spd	Elapsed
16	2	4:01.829	37.153	1:31.542	1:53.134	293.2	1:51:29.975
17	2	3:59.117	37.404	1:31.425	1:50.288	294.8	1:55:29.092
18	2	4:00.183	37.353	1:31.918	1:50.912	288.5	1:59:29.275
19	2	3:59.429	37.372	1:31.842	1:50.215	289.3	2:03:28.704
20	2	4:04.714 B	37.049	1:31.512	1:56.153	287.7	2:07:33.418
21	3	8:21.917	4:51.757	1:35.279	1:54.881	286.2	2:15:55.335
22	3	4:12.652 B	38.521	1:33.810	2:00.321	289.3	2:20:07.987
23	3	11:04.731	7:38.870	1:33.510	1:52.351	286.9	2:31:12.718
24	3	4:02.350	37.650	1:32.478	1:52.222	290.0	2:35:15.068
25	3	4:03.454	38.365	1:33.453	1:51.636	290.0	2:39:18.522
26	3	4:02.056	37.728	1:32.987	1:51.341	288.5	2:43:20.578
27	3	4:00.803	37.493	1:32.542	1:50.768	290.0	2:47:21.381
28	3	4:01.715	37.830	1:32.822	1:51.063	286.9	2:51:23.096
29	3	4:01.986	37.858	1:32.605	1:51.523	287.7	2:55:25.082
30	3	4:08.958 B	37.713	1:32.998	1:58.247	287.7	2:59:34.040
31	1	9:44.670	6:14.033	1:33.917	1:56.720	287.7	3:09:18.710
32	1	4:07.205	38.628	1:33.755	1:54.822	287.7	3:13:25.915
33	1	4:06.896	38.688	1:33.911	1:54.297	287.7	3:17:32.811
34	1	4:07.999	38.779	1:33.175	1:56.045	289.3	3:21:40.810
35	1	4:08.227	39.063	1:33.690	1:55.474	286.2	3:25:49.037
36	1	4:38.416 B	1:05.799	1:33.428	1:59.189	289.3	3:30:27.453
37	2	12:32.889	9:07.873	1:32.249	1:52.767	288.5	3:43:00.342
38	2	4:02.289	38.718	1:32.258	1:51.313	290.0	3:47:02.631
39	2	4:06.136	37.468	1:31.657	1:57.011	289.3	3:51:08.767
40	2	4:08.825 B	38.963	1:32.799	1:57.063	289.3	3:55:17.592
41	1	:42:18.917	...	1:36.768	1:53.751	257.0	5:37:36.509
42	1	4:03.044	38.085	1:32.995	1:51.964	287.7	5:41:39.553
43	1	4:03.286	37.956	1:32.877	1:52.453	287.7	5:45:42.839
44	1	4:04.802	38.520	1:32.806	1:53.476	286.9	5:49:47.641
45	1	4:04.248	38.075	1:32.992	1:53.181	285.4	5:53:51.889
46	1	4:03.664	38.422	1:32.806	1:52.436	286.9	5:57:55.553
47	1	8:19.234 B	40.105	3:11.361	4:27.768	202.2	6:06:14.787
48	1	10:15.837	6:46.330	1:35.910	1:53.597	269.8	6:16:30.624
49	1	4:03.283	37.970	1:32.902	1:52.411	289.3	6:20:33.907
50	1	4:02.978	38.258	1:32.728	1:51.992	286.9	6:24:36.885
51	1	4:08.484 B	37.851	1:32.738	1:57.895	286.2	6:28:45.369
52	2	7:53.574	2:44.158	1:38.745	3:30.671	245.9	6:36:38.943
53	2	5:08.661	1:02.573	2:13.796	1:52.292	167.5	6:41:47.604
54	2	3:59.425	37.557	1:31.324	1:50.544	294.0	6:45:47.029
55	2	3:59.169	37.168	1:31.040	1:50.961	294.0	6:49:46.198
56	2	3:58.449	37.576	1:31.364	1:49.509	286.9	6:53:44.647
57	2	3:58.639	37.339	1:31.531	1:49.769	288.5	6:57:43.286
58	2	4:00.839	38.439	1:31.785	1:50.615	287.7	7:01:44.125
59	2	3:59.826	38.208	1:31.601	1:50.017	288.5	7:05:43.951
60	2	4:05.210 B	37.365	1:31.217	1:56.628	288.5	7:09:49.161
61	3	9:27.765	6:00.755	1:34.318	1:52.692	283.9	7:19:16.926
62	3	4:04.268	37.969	1:33.471	1:52.828	285.4	7:23:21.194
63	3	4:00.594	37.665	1:32.007	1:50.922	288.5	7:27:21.788
64	3	4:00.585	37.548	1:32.195	1:50.842	290.8	7:31:22.373
65	3	4:00.460	37.655	1:31.934	1:50.871	287.7	7:35:22.833
66	3	4:07.554 B	37.784	1:32.647	1:57.123	288.5	7:39:30.387
67	3	6:07.830	2:44.631	1:32.628	1:50.571	284.7	7:45:38.217
68	3	3:59.928	38.102	1:31.871	1:49.955	286.2	7:49:38.145
69	3	3:58.506	37.501	1:31.493	1:49.512	286.9	7:53:36.651
70	3	4:06.135 B	37.877	1:31.613	1:56.645	288.5	7:57:42.786
71	4	12:07.178	8:28.836	1:39.798	1:58.544	284.7	8:09:49.964
72	4	4:53.604	39.380	1:34.578	2:39.646	286.2	8:14:43.568
73	4	5:53.992	39.154	1:36.262	3:38.576	285.4	8:20:37.560
74	4	4:18.265	39.573	1:35.459	2:03.233	273.9	8:24:55.825
75	4	4:10.114	38.934	1:34.433	1:56.747	286.2	8:29:05.939
76	4	4:11.394	42.708	1:34.103	1:54.583	286.2	8:33:17.333
77	4	4:05.874	39.069	1:32.972	1:53.833	290.8	8:37:23.207
78	4	4:36.311	38.237	1:32.744	2:25.330	289.3	8:41:59.518
79	4	4:13.405	39.448	1:37.536	1:56.421	269.1	8:46:12.923
80	4	10:07.731 B	45.686	4:35.148	4:46.897	76.3	8:56:20.654

82 **RISI COMPETIZIONE** — Ferrari 488 GTE — LMGTE Pro
1.Toni VILANDER
2.Giancarlo FISICHELLA
3.Pierre KAFFER

Lap	D	Time	Sector 1	Sector 2	Sector 3	T. Spd	Elapsed
1	1	:25:16.925 B	...	1:43.673	2:06.510	237.8	1:25:16.925
2	1	25:08.584	...	1:35.437	1:53.291	272.5	1:50:25.509
3	1	4:03.671	37.844	1:34.156	1:51.671	285.4	1:54:29.180
4	1	3:58.924	37.376	1:32.146	1:49.402	286.9	1:58:28.104
5	1	4:06.196	37.153	1:32.066	1:56.977	285.4	2:02:34.300
6	1	4:13.478 B	37.997	1:33.238	2:02.243	285.4	2:06:47.778
7	2	11:38.627	8:11.477	1:34.769	1:52.381	281.7	2:18:26.405
8	2	4:00.995	37.682	1:32.858	1:50.455	284.7	2:22:27.400
9	2	3:58.288	37.215	1:31.928	1:49.145	288.5	2:26:25.688
10	2	4:07.619 B	37.415	1:31.636	1:58.568	286.9	2:30:33.307
11	3	10:18.245	6:46.213	1:38.030	1:54.002	244.2	2:40:51.552
12	3	4:03.400	37.943	1:33.533	1:51.924	284.7	2:44:54.952
13	3	4:01.210	37.657	1:32.899	1:50.654	283.9	2:48:56.162
14	3	4:04.614	38.562	1:34.130	1:51.922	283.2	2:53:00.776
15	3	4:01.169	37.748	1:32.413	1:51.008	286.9	2:57:01.945
16	3	4:08.065 B	37.501	1:32.848	1:57.716	286.2	3:01:10.010
17	1	41:15.851	...	1:34.552	1:52.061	281.0	3:42:25.861
18	1	3:58.587	37.217	1:31.964	1:49.406	284.7	3:46:24.448
19	1	4:12.824 B	38.445	1:33.588	2:00.791	287.7	3:50:37.272
20	1	5:33.706	2:10.227	1:32.794	1:50.685	289.3	3:56:10.978
21	1	4:05.636 B	37.523	1:32.164	1:55.949	286.2	4:00:16.614
22	2	:26:18.022	...	1:32.831	1:49.662	283.9	5:26:34.636
23	2	3:56.345	36.712	1:31.156	1:48.477	286.9	5:30:30.981
24	2	3:55.847	36.552	1:30.982	1:48.313	289.3	5:34:26.828
25	2	4:06.509 B	37.423	1:31.944	1:57.142	286.9	5:38:33.337
26	2	7:43.910	4:21.546	1:32.111	1:50.253	289.3	5:46:17.247
27	2	3:55.914	36.671	1:31.140	1:48.103	287.7	5:50:13.161
28	2	4:03.149 B	36.958	1:30.755	1:55.436	286.9	5:54:16.310
29	3	33:39.265	...	1:39.246	1:51.823	278.1	6:27:55.575
30	3	4:14.943 B	37.537	1:32.387	2:05.019	283.9	6:32:10.518
31	3	13:16.476	9:52.334	1:33.756	1:50.386	285.4	6:45:26.994
32	3	3:58.626	37.184	1:31.979	1:49.463	285.4	6:49:25.620
33	3	3:57.416	36.953	1:31.808	1:48.655	284.7	6:53:23.036
34	3	3:57.124	36.980	1:31.464	1:48.680	286.2	6:57:20.160
35	3	4:04.362 B	37.244	1:31.673	1:55.445	287.7	7:01:24.522
36	1	23:41.800	...	1:33.571	1:50.482	282.5	7:25:06.322
37	1	3:56.428	37.089	1:31.358	1:47.981	286.2	7:29:02.750
38	1	4:03.546 B	36.925	1:30.894	1:55.727	286.9	7:33:06.296
39	1	8:03.643	4:38.023	1:33.096	1:52.524	285.4	7:41:09.939
40	1	3:58.069	37.411	1:31.781	1:48.877	285.4	7:45:08.008
41	1	4:06.305 B	37.128	1:31.663	1:57.514	285.4	7:49:14.313
42	3	39:52.575	...	1:33.451	1:51.662	286.9	8:29:06.888
43	3	4:06.043	37.800	1:32.698	1:55.545	257.6	8:33:12.931
44	3	4:09.522	40.025	1:37.414	1:52.083	287.7	8:37:22.453
45	3	4:40.105 B	37.043	1:31.310	2:31.752	286.2	8:42:02.558

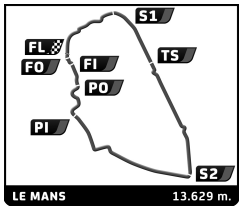

FIA WEC
Official Test 24 Hours of Le Mans
Official Test

Sector Analysis

Personal Best | Session Best | **B** Crossing the finish line in pit lane

83 — DH RACING — Ferrari 488 GTE LMGTE Am
1.Tracy KROHN 2.Niclas JÖNSSON 3.Andrea BERTOLINI

Lap	D	Time	Sector 1	Sector 2	Sector 3	T. Spd	Elapsed
1	2	43:40.457 B	...	1:41.267	2:05.757	245.3	43:40.457
2	2	10:48.281	7:14.163	1:38.082	1:56.036	271.1	54:28.738
3	2	4:10.651	38.196	1:34.718	1:57.737	280.3	58:39.389
4	2	5:24.616	51.010	2:39.877	1:53.729	79.8	1:04:04.005
5	2	4:04.006	37.944	1:33.961	1:52.101	283.9	1:08:08.011
6	2	4:07.681	40.535	1:35.537	1:51.609	246.4	1:12:15.692
7	2	4:02.341	37.495	1:33.727	1:51.119	283.2	1:16:18.033
8	2	4:05.037	38.279	1:35.114	1:51.644	283.2	1:20:23.070
9	2	4:13.755 B	37.709	1:35.543	2:00.503	278.8	1:24:36.825
10	2	6:40.247	2:43.905	2:03.891	1:52.451	278.1	1:31:17.072
11	2	4:02.392	37.466	1:33.695	1:51.231	282.5	1:35:19.464
12	2	4:02.404	37.575	1:33.817	1:51.012	280.3	1:39:21.868
13	2	4:09.390 B	37.608	1:33.761	1:58.021	281.7	1:43:31.258
14	1	38:28.159	...	1:41.820	2:03.679	246.4	2:21:59.417
15	1	4:17.727	41.951	1:38.714	1:57.062	274.6	2:26:17.144
16	1	4:13.159	39.507	1:36.789	1:56.863	276.7	2:30:30.303
17	1	4:21.915	48.635	1:37.807	1:55.473	276.0	2:34:52.218
18	1	4:13.053	40.119	1:37.172	1:55.762	276.0	2:39:05.271
19	1	4:11.849	40.138	1:35.828	1:55.883	278.1	2:43:17.120
20	1	4:12.238	39.377	1:36.844	1:56.017	278.8	2:47:29.358
21	1	4:10.916	39.532	1:36.067	1:55.317	278.1	2:51:40.274
22	1	4:10.503	39.456	1:35.379	1:55.668	278.1	2:55:50.777
23	1	4:10.310	39.651	1:35.497	1:55.162	276.7	3:00:01.087
24	1	4:11.101	39.529	1:35.842	1:55.730	279.5	3:04:12.188
25	1	4:17.219 B	39.795	1:35.773	2:01.651	278.8	3:08:29.407
26	3	24:11.091	...	1:37.225	1:55.093	276.0	3:32:40.498
27	3	4:05.172	38.486	1:34.849	1:51.837	278.8	3:36:45.670
28	3	4:03.129	38.635	1:33.685	1:50.809	278.8	3:40:48.799
29	3	4:01.197	37.872	1:33.009	1:50.316	281.7	3:44:49.996
30	3	4:00.768	37.523	1:32.956	1:50.289	283.2	3:48:50.764
31	3	4:00.180	38.019	1:32.820	1:49.341	283.2	3:52:50.944
32	3	3:59.258	37.479	1:32.280	1:49.499	283.9	3:56:50.202
33	3	4:05.983 B	37.415	1:32.418	1:56.150	280.3	4:00:56.185
34	2	:44:28.751 B	...	1:36.706	2:00.597	274.6	5:45:24.936
35	2	4:40.377	1:15.994	1:33.835	1:50.548	278.1	5:50:05.313
36	2	4:00.863	37.349	1:33.095	1:50.419	280.3	5:54:06.176
37	2	4:01.793	38.003	1:33.268	1:50.522	278.8	5:58:07.969
38	2	8:18.421 B	40.620	3:05.992	4:31.809	203.0	6:06:26.390
39	2	12:20.994	8:52.223	1:36.577	1:52.194	272.5	6:18:47.384
40	2	4:00.281	37.394	1:32.876	1:50.011	281.0	6:22:47.665
41	2	4:00.793	37.872	1:32.938	1:49.983	281.0	6:26:48.458
42	2	4:00.224	37.414	1:32.968	1:49.842	283.2	6:30:48.682
43	2	5:55.995 B	37.893	1:40.521	3:37.581	249.8	6:36:44.677
44	1	11:48.296	8:12.156	1:38.848	1:57.292	271.8	6:48:32.973
45	1	4:08.895	39.368	1:35.666	1:53.861	280.3	6:52:41.868
46	1	4:08.109	38.851	1:35.317	1:53.941	278.1	6:56:49.977
47	1	4:08.794	39.222	1:35.623	1:53.949	276.0	7:00:58.771
48	1	4:09.870	40.400	1:35.168	1:54.302	279.5	7:05:08.641
49	1	4:08.325	39.223	1:34.900	1:54.202	277.4	7:09:16.966
50	1	4:55.957	38.871	2:17.058	2:00.028	278.1	7:14:12.923
51	1	4:07.803	39.100	1:34.522	1:54.181	278.8	7:18:20.726
52	1	4:06.858	39.020	1:34.215	1:53.623	284.7	7:22:27.584
53	1	4:06.653	38.694	1:34.088	1:53.871	282.5	7:26:34.237
54	1	4:15.735 B	39.305	1:35.524	2:00.906	279.5	7:30:49.972
55	3	28:13.533	...	1:35.837	1:53.784	276.0	7:59:03.505
56	3	4:02.342	37.695	1:33.965	1:50.682	279.5	8:03:05.847
57	3	4:00.351	37.928	1:32.746	1:49.677	281.7	8:07:06.198
58	3	3:59.174	37.747	1:32.466	1:48.961	281.7	8:11:05.372
59	3	4:47.316 B	37.520	1:31.800	2:37.996	283.9	8:15:52.688
60	3	10:30.326	6:59.679	1:35.774	1:54.873	279.5	8:26:23.014
61	3	4:07.200	38.929	1:34.805	1:53.466	281.0	8:30:30.214
62	3	4:07.158	39.120	1:34.570	1:53.468	280.3	8:34:37.372
63	3	4:10.185	41.252	1:34.909	1:54.024	278.8	8:38:47.557
64	3	4:07.681	38.555	1:33.952	1:55.174	283.2	8:42:55.238
65	3	6:02.168 B	39.743	2:41.195	2:41.230	79.3	8:48:57.406

84 — JMW Motorsport — Ferrari 488 GTE LMGTE Am
1.Robert SMITH 2.Will STEVENS 3.Dries VANTHOOR 4.Jonathan COCKER

Lap	D	Time	Sector 1	Sector 2	Sector 3	T. Spd	Elapsed
1	1	6:22.497 B	2:13.013	1:48.996	2:20.488	164.7	6:22.497
2	1	7:14.395	3:24.796	1:41.026	2:08.573	253.3	13:36.892
3	1	4:28.733	44.340	1:39.411	2:04.982	261.3	18:05.625
4	1	4:23.210	41.882	1:38.798	2:02.530	277.4	22:28.835
5	1	4:42.798	1:03.089	1:39.548	2:00.161	269.8	27:11.633
6	1	4:17.654	41.360	1:37.534	1:58.760	280.3	31:29.287
7	1	4:15.903	40.580	1:35.901	1:59.422	281.7	35:45.190
8	1	4:11.035	39.186	1:35.677	1:56.172	281.0	39:56.225
9	1	4:09.736	39.101	1:34.913	1:55.722	281.7	44:05.961
10	1	4:16.031 B	39.281	1:34.557	2:02.193	282.5	48:21.992
11	3	16:33.324	...	1:38.807	1:57.881	240.4	1:04:55.316
12	3	4:12.798	39.969	1:36.171	1:56.658	238.8	1:09:08.114
13	3	4:10.251	39.419	1:35.432	1:55.400	282.5	1:13:18.365
14	3	4:07.862	38.584	1:34.500	1:54.778	281.0	1:17:26.227
15	3	4:09.122	38.120	1:34.035	1:56.967	282.5	1:21:35.349
16	3	4:10.617	38.841	1:36.329	1:55.447	282.5	1:25:45.966
17	3	4:57.759	39.915	2:15.745	2:02.099	283.9	1:30:43.725
18	3	4:03.198	37.727	1:33.346	1:52.125	286.2	1:34:46.923
19	3	4:10.826	39.475	1:35.841	1:55.510	258.2	1:38:57.749
20	3	4:11.941 B	37.680	1:33.784	2:00.477	282.5	1:43:09.690
21	2	7:22.018	3:43.551	1:39.470	1:58.997	253.9	1:50:31.708
22	2	4:10.965	39.022	1:35.773	1:56.170	278.8	1:54:42.673
23	2	4:07.934	38.415	1:34.611	1:54.908	281.0	1:58:50.607
24	2	4:06.906	38.137	1:34.737	1:54.032	281.7	2:02:57.513
25	2	4:15.304 B	38.013	1:36.344	2:00.947	281.0	2:07:12.817
26	2	7:23.601	3:57.179	1:34.307	1:52.115	279.5	2:14:36.418
27	2	4:03.533	37.557	1:34.178	1:51.798	270.4	2:18:39.951
28	2	4:02.940	38.092	1:33.455	1:51.393	281.7	2:22:42.891
29	2	4:01.109	37.528	1:33.056	1:50.525	281.7	2:26:44.000
30	2	4:11.247 B	37.781	1:33.802	1:59.664	280.3	2:30:55.247
31	4	35:51.612	...	1:39.980	2:00.082	234.2	3:06:46.859
32	4	4:12.234	39.595	1:36.731	1:55.908	261.9	3:10:59.093
33	4	4:10.224	39.067	1:35.458	1:55.699	283.2	3:15:09.317
34	4	4:08.474	38.813	1:35.529	1:54.132	280.3	3:19:17.791
35	4	4:11.085	38.632	1:34.934	1:57.519	279.5	3:23:28.876
36	4	4:20.345 B	39.455	1:34.977	2:05.913	281.7	3:27:49.221
37	1	:54:18.982	...	1:37.311	1:55.697	237.8	5:22:08.203
38	1	4:07.683	38.837	1:34.556	1:54.290	281.7	5:26:15.886
39	1	4:07.594	38.587	1:34.647	1:54.360	282.5	5:30:23.480
40	1	4:08.764	38.881	1:35.108	1:54.775	278.8	5:34:32.244
41	1	4:15.347 B	38.615	1:34.719	2:02.013	283.2	5:38:47.591
42	4	6:07.761	2:38.601	1:35.311	1:53.849	279.5	5:44:55.352

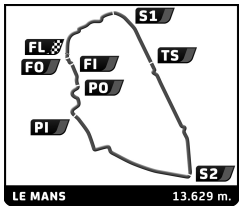

FIA WEC
Official Test 24 Hours of Le Mans
Official Test

Sector Analysis

Personal Best | Session Best | **B** Crossing the finish line in pit lane

Lap	D	Time	Sector 1	Sector 2	Sector 3	T. Spd	Elapsed
43	4	4:05.107	38.258	1:34.644	1:52.205	280.3	5:49:00.459
44	4	4:02.804	38.015	1:33.782	1:51.007	277.4	5:53:03.263
45	4	4:07.026	38.106	1:35.700	1:53.220	243.1	5:57:10.289
46	4	6:27.681 B	37.961	1:35.936	4:13.784	280.3	6:03:37.970
47	4	13:51.595	...	1:35.851	1:51.754	238.8	6:17:29.565
48	4	4:02.257	37.758	1:33.474	1:51.025	284.7	6:21:31.822
49	4	4:01.148	37.415	1:33.361	1:50.372	284.7	6:25:32.970
50	4	4:00.523	37.341	1:33.267	1:49.915	282.5	6:29:33.493
51	4	4:19.457	37.617	1:43.269	1:58.571	282.5	6:33:52.950
52	4	6:27.543 B	39.866	3:05.080	2:42.597	112.0	6:40:20.493
53	1	6:13.549	2:42.405	1:35.881	1:55.263	279.5	6:46:34.042
54	1	4:09.464	39.110	1:35.874	1:54.480	277.4	6:50:43.506
55	1	4:09.899	39.139	1:35.037	1:55.723	278.1	6:54:53.405
56	1	4:08.453	38.930	1:34.888	1:54.635	276.7	6:59:01.858
57	1	4:15.650 B	38.373	1:35.355	2:01.922	278.1	7:03:17.508
58	1	5:47.554	2:18.455	1:34.898	1:54.201	279.5	7:09:05.062
59	1	4:55.611	39.560	2:15.348	2:00.703	278.8	7:14:00.673
60	1	4:08.904	39.158	1:35.307	1:54.439	275.3	7:18:09.577
61	1	4:07.679	38.710	1:34.312	1:54.657	278.1	7:22:17.256
62	1	4:14.831 B	38.639	1:34.191	2:02.001	278.8	7:26:32.087
63	1	13:09.079	9:24.849	1:43.386	2:00.844	226.8	7:39:41.166
64	1	4:19.356 B	40.063	1:36.326	2:02.967	260.0	7:44:00.522
65	1	11:18.549	7:37.180	1:41.275	2:00.094	249.3	7:55:19.071
66	1	4:18.439 B	39.839	1:36.450	2:02.150	276.0	7:59:37.510

86 **Gulf Racing UK** — Porsche 911 RSR (2016) — LMGTE Am
1.Michael WAINWRIGHT 2.Benjamin BARKER 3.Nick FOSTER

Lap	D	Time	Sector 1	Sector 2	Sector 3	T. Spd	Elapsed
1	2	5:34.577 B	1:45.517	1:41.081	2:07.979	237.8	5:34.577
2	2	12:41.020	9:10.389	1:35.199	1:55.432	281.0	18:15.597
3	2	4:07.853	39.410	1:34.263	1:54.180	288.5	22:23.450
4	2	4:39.791 B	1:01.855	1:36.322	2:01.614	286.9	27:03.241
5	2	14:44.143	...	1:32.703	1:52.877	289.3	41:47.384
6	2	4:01.459	37.752	1:32.345	1:51.362	291.6	45:48.843
7	2	4:11.458 B	38.945	1:31.991	2:00.522	293.2	50:00.301
8	2	12:01.114	7:25.715	2:43.970	1:51.429	75.3	1:02:01.415
9	2	4:09.615 B	38.917	1:32.333	1:58.365	288.5	1:06:11.030
10	1	14:24.089	...	1:40.645	2:01.175	266.5	1:20:35.119
11	1	4:20.889	42.559	1:37.373	2:00.957	273.9	1:24:56.008
12	1	5:32.211	1:08.303	2:19.027	2:04.881	269.8	1:30:28.219
13	1	4:13.846	40.566	1:35.532	1:57.748	284.7	1:34:42.065
14	1	4:16.675	41.897	1:34.113	2:00.665	290.8	1:38:58.740
15	1	4:13.411	39.282	1:37.453	1:56.676	288.5	1:43:12.151
16	1	4:09.242	39.330	1:34.306	1:55.606	290.0	1:47:21.393
17	1	4:09.514	39.401	1:34.066	1:56.047	290.0	1:51:30.907
18	1	4:18.800 B	39.607	1:34.191	2:05.002	290.0	1:55:49.707
19	3	11:50.396	8:22.476	1:34.224	1:53.696	286.2	2:07:40.103
20	3	4:04.181	38.986	1:33.005	1:52.190	287.7	2:11:44.284
21	3	4:03.536	38.013	1:32.941	1:52.582	287.7	2:15:47.820
22	3	4:02.607	38.028	1:32.819	1:51.760	288.5	2:19:50.427
23	3	4:04.040	37.690	1:32.599	1:53.751	289.3	2:23:54.467
24	3	4:02.725	37.885	1:32.413	1:52.427	288.5	2:27:57.192
25	3	4:09.963 B	37.778	1:32.768	1:59.417	288.5	2:32:07.155
26	1	13:43.689	...	1:36.688	1:56.018	277.4	2:45:50.844
27	1	4:07.396	39.740	1:33.868	1:53.788	287.7	2:49:58.240
28	1	4:07.533	39.118	1:33.682	1:54.733	287.7	2:54:05.773
29	1	4:08.929	39.786	1:34.380	1:54.763	288.5	2:58:14.702
30	1	4:08.729	39.571	1:34.512	1:54.646	290.0	3:02:23.431
31	1	4:14.698	40.031	1:38.136	1:56.531	288.5	3:06:38.129
32	1	4:10.334	39.713	1:35.002	1:55.619	290.0	3:10:48.463
33	1	4:18.936 B	40.550	1:34.508	2:03.878	286.9	3:15:07.399
34	2	5:40.541	2:14.112	1:33.013	1:53.416	286.2	3:20:47.940
35	2	3:59.634	37.700	1:31.477	1:50.457	291.6	3:24:47.574
36	2	4:07.028 B	38.609	1:32.043	1:56.376	288.5	3:28:54.602
37	3	7:24.830	3:57.878	1:34.541	1:52.411	286.2	3:36:19.432
38	3	4:01.192	38.033	1:31.910	1:51.249	287.7	3:40:20.624
39	3	4:01.896	37.979	1:32.141	1:51.776	287.7	3:44:22.520
40	3	4:01.874	37.825	1:31.929	1:52.120	292.4	3:48:24.394
41	3	4:01.673	38.117	1:32.143	1:51.413	290.0	3:52:26.067
42	3	4:02.616	37.761	1:32.094	1:52.761	289.3	3:56:28.683
43	3	4:07.561 B	37.999	1:31.863	1:57.699	291.6	4:00:36.244
44	2	:56:02.086	...	1:33.094	1:51.094	282.5	5:56:38.330
45	2	5:33.441 B	37.799	1:31.886	3:23.756	286.2	6:02:11.771
46	2	16:15.116	...	1:32.816	1:50.148	283.9	6:18:26.887
47	2	4:00.221	37.374	1:31.767	1:51.080	289.3	6:22:27.108
48	2	3:59.582	37.493	1:31.515	1:50.574	288.5	6:26:26.690
49	2	4:06.230 B	38.028	1:32.001	1:56.201	287.7	6:30:32.920
50	1	13:02.821	9:30.858	1:36.280	1:55.683	285.4	6:43:35.741
51	1	4:09.224	39.372	1:34.448	1:55.404	290.8	6:47:44.965
52	1	4:07.641	39.260	1:33.941	1:54.440	290.8	6:51:52.606
53	1	4:11.048	39.254	1:33.575	1:58.219	290.0	6:56:03.654
54	1	4:06.293	38.962	1:33.876	1:53.455	290.0	7:00:09.947
55	1	4:11.486	39.361	1:34.305	1:57.820	289.3	7:04:21.433
56	1	4:11.422	41.138	1:34.357	1:55.927	286.9	7:08:32.855
57	1	5:13.171 B	40.350	2:20.203	2:12.618	258.2	7:13:46.026
58	3	9:40.983	6:14.674	1:33.961	1:52.348	286.2	7:23:27.009
59	3	4:03.125	37.665	1:32.099	1:53.361	287.7	7:27:30.134
60	3	4:01.520	37.688	1:32.407	1:51.425	288.5	7:31:31.654
61	3	3:59.846	37.842	1:31.471	1:50.533	288.5	7:35:31.500
62	3	4:00.992	37.960	1:31.710	1:51.322	289.3	7:39:32.492
63	3	4:01.338	37.779	1:32.305	1:51.254	282.5	7:43:33.830
64	3	4:07.221 B	37.838	1:31.982	1:57.401	289.3	7:47:41.051
65	1	10:37.411	7:05.191	1:36.131	1:56.089	284.7	7:58:18.462
66	1	4:07.714	39.753	1:33.803	1:54.158	289.3	8:02:26.176
67	1	4:12.084	39.648	1:36.202	1:56.234	283.9	8:06:38.260
68	1	4:09.408	39.661	1:34.156	1:55.591	287.7	8:10:47.668
69	1	4:47.319	39.128	1:34.147	2:34.044	286.9	8:15:34.987
70	1	5:15.657	39.209	1:34.439	3:02.009	286.2	8:20:50.644
71	1	4:09.548	39.602	1:34.825	1:55.121	286.2	8:25:00.192
72	1	4:09.902	39.676	1:34.338	1:55.888	290.0	8:29:10.094
73	1	4:16.054 B	39.501	1:34.713	2:01.840	288.5	8:33:26.148
74	3	8:51.896	4:53.045	1:32.801	2:26.050	286.9	8:42:18.044
75	3	4:12.260 B	39.736	1:32.424	2:00.100	291.6	8:46:30.304

88 **Proton Competition** — Porsche 911 RSR 991 — LMGTE Am
1.Klaus BACHLER 2.Stéphane LEMERET 3.Khaled AL QUBAISI 4.Christian RIED

Lap	D	Time	Sector 1	Sector 2	Sector 3	T. Spd	Elapsed
1	1	7:02.216	1:49.275	2:32.161	2:40.780	128.6	7:02.216
2	1	4:44.679	46.404	1:43.763	2:14.512	206.8	11:46.895
3	1	4:35.539	43.752	1:42.808	2:08.979	244.2	16:22.434
4	1	4:29.968	43.221	1:39.959	2:06.788	285.4	20:52.402
5	1	5:20.624 B	1:07.748	1:53.156	2:19.720	206.8	26:13.026
6	1	15:03.059	...	1:58.216	2:28.263	181.8	41:16.085
7	1	4:38.943	41.682	1:46.248	2:11.013	236.2	45:55.028

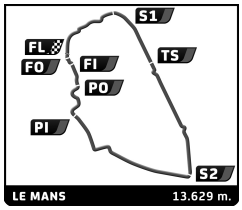

FIA WEC
Official Test 24 Hours of Le Mans
Official Test

Sector Analysis

Personal Best | Session Best | **B** Crossing the finish line in pit lane

Lap	D	Time	Sector 1	Sector 2	Sector 3	T. Spd	Elapsed
8	1	4:31.746	44.215	1:38.030	2:09.501	270.4	50:26.774
9	1	4:50.409	1:08.263	1:40.989	2:01.157	281.7	55:17.183
10	1	4:35.025 B	40.924	1:40.376	2:13.725	222.1	59:52.208
11	2	17:49.124	...	1:38.758	2:00.809	278.1	1:17:41.332
12	2	4:10.807	39.368	1:35.112	1:56.327	286.2	1:21:52.139
13	2	4:11.624	39.515	1:35.453	1:56.656	287.7	1:26:03.763
14	2	5:03.804 B	38.713	2:16.261	2:08.830	287.7	1:31:07.567
15	2	5:01.403	1:30.574	1:34.832	1:55.997	285.4	1:36:08.970
16	2	4:08.245	38.776	1:34.301	1:55.168	285.4	1:40:17.215
17	2	4:11.966	38.742	1:37.125	1:56.099	284.7	1:44:29.181
18	2	4:07.787	38.884	1:34.560	1:54.343	285.4	1:48:36.968
19	2	4:07.137	38.593	1:34.349	1:54.195	288.5	1:52:44.105
20	2	4:14.271 B	38.406	1:33.943	2:01.922	290.0	1:56:58.376
21	3	6:52.702	3:17.452	1:37.741	1:57.509	256.4	2:03:51.078
22	3	4:11.401	39.512	1:35.760	1:56.129	249.3	2:08:02.479
23	3	4:09.883	39.240	1:34.457	1:56.186	286.2	2:12:12.362
24	3	4:11.207	39.037	1:34.347	1:57.823	287.7	2:16:23.569
25	3	4:08.280	39.015	1:34.346	1:54.919	288.5	2:20:31.849
26	3	4:13.879 B	39.042	1:34.239	2:00.598	288.5	2:24:45.728
27	2	7:27.477	3:56.153	1:36.704	1:54.620	288.5	2:32:13.205
28	2	4:03.811	38.336	1:32.975	1:52.500	287.7	2:36:17.016
29	2	4:06.108	38.370	1:34.906	1:52.832	287.7	2:40:23.124
30	2	4:05.640	38.939	1:33.789	1:52.912	285.4	2:44:28.764
31	2	4:10.294 B	38.212	1:33.255	1:58.827	283.9	2:48:39.058
32	3	14:19.010	...	1:34.287	1:55.248	285.4	3:02:58.068
33	3	4:07.419	38.545	1:33.722	1:55.152	287.7	3:07:05.487
34	3	4:04.811	38.280	1:33.716	1:52.815	286.2	3:11:10.298
35	3	4:06.476	38.734	1:34.471	1:53.271	288.5	3:15:16.774
36	3	4:04.294	38.192	1:33.330	1:52.772	286.9	3:19:21.068
37	3	4:15.039 B	38.313	1:36.050	2:00.676	288.5	3:23:36.107
38	1	6:10.836	2:43.610	1:34.930	1:52.296	282.5	3:29:46.943
39	1	4:01.347	37.740	1:32.197	1:51.410	283.9	3:33:48.290
40	1	4:00.433	37.664	1:31.596	1:51.173	286.9	3:37:48.723
41	1	3:59.277	37.641	1:31.550	1:50.086	285.4	3:41:48.000
42	1	4:04.960	39.784	1:32.273	1:52.903	285.4	3:45:52.960
43	1	3:59.612	37.460	1:31.738	1:50.414	285.4	3:49:52.572
44	1	4:07.075 B	37.681	1:32.481	1:56.913	285.4	3:53:59.647
45	1	:20:53.400	...	1:34.380	1:51.989	279.5	5:14:53.047
46	1	4:04.545	38.061	1:34.847	1:51.637	281.0	5:18:57.592
47	1	4:00.795	37.553	1:32.478	1:50.764	283.2	5:22:58.387
48	1	4:07.364 B	38.313	1:32.469	1:56.582	280.3	5:27:05.751
49	1	5:13.882	1:49.908	1:33.006	1:50.968	283.2	5:32:19.633
50	1	4:12.214 B	38.628	1:36.130	1:57.456	286.2	5:36:31.847
51	3	6:50.542	3:20.890	1:35.335	1:54.317	281.7	5:43:22.389
52	3	4:05.672	38.375	1:33.378	1:53.919	283.9	5:47:28.061
53	3	4:04.887	38.584	1:33.492	1:52.811	285.4	5:51:32.948
54	3	4:06.421	38.581	1:34.406	1:53.434	283.2	5:55:39.369
55	3	4:38.721 B	38.473	1:33.412	2:26.836	283.9	6:00:18.090
56	3	16:36.588	...	1:36.136	1:54.595	277.4	6:16:54.678
57	3	4:07.335	38.717	1:35.199	1:53.419	284.7	6:21:02.013
58	3	4:07.568	38.496	1:33.231	1:55.841	286.2	6:25:09.581
59	3	4:05.738	38.995	1:33.464	1:53.279	286.9	6:29:15.319
60	3	4:20.977	39.196	1:36.825	2:04.956	287.7	6:33:36.296
61	3	6:34.656	47.444	3:11.389	2:35.823	115.1	6:40:10.952
62	3	4:08.708	39.530	1:34.897	1:54.281	289.3	6:44:19.660
63	3	4:04.097	38.244	1:32.880	1:52.973	288.5	6:48:23.757
64	3	4:02.596	38.358	1:32.552	1:51.686	288.5	6:52:26.353
65	3	4:01.283	37.777	1:32.491	1:51.015	288.5	6:56:27.636
66	3	5:28.560 B	42.312	2:10.381	2:35.867	177.1	7:01:56.196
67	2	5:50.723	2:17.194	1:36.450	1:57.079	277.4	7:07:46.919
68	2	4:56.743	39.370	2:14.741	2:02.632	280.3	7:12:43.662
69	2	4:09.466	38.847	1:34.295	1:56.324	281.0	7:16:53.128
70	2	4:09.156	39.122	1:33.770	1:56.264	286.9	7:21:02.284
71	2	4:13.627	42.940	1:33.500	1:57.187	287.7	7:25:15.911
72	2	4:06.242	38.882	1:33.631	1:53.729	286.2	7:29:22.153
73	2	4:08.599	39.626	1:34.042	1:54.931	260.0	7:33:30.752
74	2	4:08.003	38.622	1:34.901	1:54.480	283.9	7:37:38.755
75	2	4:04.484	38.184	1:33.247	1:53.053	283.9	7:41:43.239
76	2	4:05.808	38.249	1:33.941	1:53.618	283.9	7:45:49.047
77	2	4:05.045	38.199	1:32.951	1:53.895	284.7	7:49:54.092
78	2	4:05.042	38.155	1:32.964	1:53.923	284.7	7:53:59.134
79	2	4:03.460	38.204	1:32.747	1:52.509	286.9	7:58:02.594
80	2	4:10.061 B	37.935	1:33.283	1:58.843	287.7	8:02:12.655
81	1	12:34.573	8:29.490	1:33.884	2:31.199	270.4	8:14:47.228
82	1	5:42.630	37.418	1:34.870	3:30.342	283.2	8:20:29.858
83	1	4:16.194	39.440	1:32.763	2:03.991	282.5	8:24:46.052
84	1	4:06.841	38.820	1:34.223	1:53.798	283.9	8:28:52.893
85	1	4:05.882 B	37.498	1:31.677	1:56.707	288.5	8:32:58.775
86	3	10:14.371	6:43.001	1:36.241	1:55.129	286.2	8:43:13.146
87	3	7:02.056 B	42.969	2:45.613	3:33.474	79.4	8:50:15.202

90 TF Sport — Aston Martin VANTAGE — LMGTE Am
1.Salih YOLUC
2.Euan ALRE-HANKEY

Lap	D	Time	Sector 1	Sector 2	Sector 3	T. Spd	Elapsed
1	2	8:27.315 B	3:40.540	2:10.597	2:36.178	208.8	8:27.315
2	2	11:44.973 B	7:26.500	1:56.965	2:21.508	165.7	20:12.288
3	2	10:13.156	6:36.076	1:36.893	2:00.187	276.0	30:25.444
4	2	4:08.261	39.111	1:34.759	1:54.391	283.9	34:33.705
5	2	4:04.072	37.978	1:33.469	1:52.625	285.4	38:37.777
6	2	4:03.142	38.037	1:32.838	1:52.267	286.2	42:40.919
7	2	4:01.614	37.503	1:32.309	1:51.802	285.4	46:42.533
8	2	4:36.528	1:02.807	1:34.713	1:59.008	284.7	51:19.061
9	2	4:33.175	1:06.012	1:32.924	1:54.239	286.9	55:52.236
10	2	4:09.261 B	37.629	1:31.920	1:59.712	286.2	1:00:01.497
11	1	11:14.857 B	3:26.373	2:18.268	5:30.216	265.1	1:11:16.354
12	1	7:04.119	3:24.300	1:39.576	2:00.243	250.4	1:18:20.473
13	1	:17:36.130 B	39.157	...	2:07.579	284.7	3:35:56.603
14	1	6:57.747	3:24.018	1:36.848	1:56.881	277.4	3:42:54.350
15	1	4:11.566	39.073	1:35.424	1:57.069	286.2	3:47:05.916
16	1	4:08.734	38.873	1:34.895	1:54.966	286.9	3:51:14.650
17	1	4:08.790	39.634	1:34.692	1:54.464	283.9	3:55:23.440
18	1	4:07.197	39.009	1:34.128	1:54.060	285.4	3:59:30.637
19	1	:18:18.119 B	38.715	...	2:05.194	286.9	6:17:48.756
20	1	5:59.392	2:27.871	1:36.070	1:55.451	281.7	6:23:48.148
21	1	4:07.361	38.871	1:34.410	1:54.080	286.2	6:27:55.509
22	1	4:27.821	39.132	1:34.163	2:14.526	283.9	6:32:23.330
23	1	6:34.476	44.251	2:31.918	3:18.307	175.6	6:38:57.806
24	1	4:16.711	41.539	1:37.545	1:57.627	254.5	6:43:14.517
25	1	4:14.901	39.522	1:39.166	1:56.213	283.9	6:47:29.418
26	1	4:05.583	38.402	1:33.715	1:53.466	284.7	6:51:35.001
27	1	4:04.989	38.499	1:33.631	1:52.859	286.9	6:55:39.990
28	1	4:09.249	38.260	1:34.463	1:56.526	283.9	6:59:49.239
29	1	4:04.747	38.521	1:33.457	1:52.769	283.9	7:03:53.986
30	1	4:11.300 B	38.351	1:32.929	2:00.020	283.2	7:08:05.286

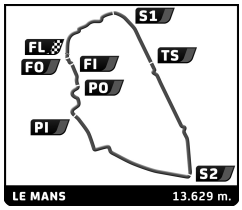

FIA WEC
Official Test 24 Hours of Le Mans
Official Test

Sector Analysis

Personal Best | Session Best | **B** Crossing the finish line in pit lane

Lap	D	Time	Sector 1	Sector 2	Sector 3	T. Spd	Elapsed
31	2	14:16.141	...	1:34.702	1:51.944	282.5	7:22:21.427
32	2	4:02.743	37.715	1:31.996	1:53.032	286.9	7:26:24.170
33	2	4:04.976	38.829	1:33.212	1:52.935	285.4	7:30:29.146
34	2	4:01.277	37.777	1:32.360	1:51.140	286.2	7:34:30.423
35	2	4:04.929	37.931	1:33.767	1:53.231	229.2	7:38:35.352
36	2	4:01.403	37.997	1:32.316	1:51.090	286.9	7:42:36.755
37	2	4:11.022 B	38.728	1:33.100	1:59.194	284.7	7:46:47.777
38	2	5:18.733	1:52.412	1:33.082	1:53.239	282.5	7:52:06.510
39	2	3:59.140	37.132	1:31.621	1:50.387	289.3	7:56:05.650
40	2	4:01.365	38.700	1:32.823	1:49.842	283.9	8:00:07.015
41	2	4:10.097 B	37.245	1:31.503	2:01.349	287.7	8:04:17.112
42	1	6:16.909	2:39.363	1:38.892	1:58.654	260.0	8:10:34.021
43	1	4:47.387	39.194	1:35.907	2:32.286	286.2	8:15:21.408
44	1	5:25.296	38.176	1:33.819	3:13.301	286.2	8:20:46.704
45	1	4:09.787	38.347	1:33.580	1:57.860	285.4	8:24:56.491
46	1	4:06.949	38.645	1:34.391	1:53.913	283.9	8:29:03.440
47	1	4:02.349	38.137	1:32.925	1:51.287	285.4	8:33:05.789
48	1	4:05.068	37.680	1:33.924	1:53.464	287.7	8:37:10.857
49	1	4:39.565	38.672	1:33.118	2:27.775	286.2	8:41:50.422
50	1	4:18.586 B	40.429	1:36.405	2:01.752	281.0	8:46:09.008

91 **Porsche GT Team** — Porsche 911 RSR — LMGTE Pro

1.Richard LIETZ, 2.Frédéric MAKOWIECKI, 3.Patrick PILET, 4.Laurens VANTHOOR

Lap	D	Time	Sector 1	Sector 2	Sector 3	T. Spd	Elapsed
1	1	9:33.144	5:57.882	1:38.108	1:57.154	251.0	9:33.144
2	1	4:04.979	37.912	1:34.374	1:52.693	284.7	13:38.123
3	1	4:09.704	40.486	1:34.035	1:55.183	287.7	17:47.827
4	1	4:05.372	39.134	1:32.334	1:53.904	287.7	21:53.199
5	1	4:39.888 B	1:04.934	1:35.669	1:59.285	286.2	26:33.087
6	4	8:32.927	5:05.436	1:34.734	1:52.757	265.8	35:06.014
7	4	3:59.983	37.512	1:32.354	1:50.117	285.4	39:05.997
8	4	3:58.090	36.961	1:31.848	1:49.281	290.0	43:04.087
9	4	3:57.851	37.054	1:31.702	1:49.095	290.0	47:01.938
10	4	4:40.508 B	1:06.275	1:33.087	2:01.146	285.4	51:42.446
11	2	8:11.888	4:36.492	1:33.101	2:02.295	286.9	59:54.334
12	2	4:26.673	43.345	1:52.469	1:50.859	273.9	1:04:21.007
13	2	3:58.367	36.951	1:31.227	1:50.189	287.7	1:08:19.374
14	2	4:09.147 B	37.196	1:31.511	2:00.440	288.5	1:12:28.521
15	3	7:34.590	4:08.818	1:34.415	1:51.357	271.1	1:20:03.111
16	3	4:01.927	36.907	1:32.043	1:52.977	289.3	1:24:05.038
17	3	5:13.794	1:04.934	2:13.476	1:55.384	289.3	1:29:18.832
18	3	3:57.908	37.076	1:31.883	1:48.949	294.0	1:33:16.740
19	3	4:03.841 B	36.808	1:31.570	1:55.463	286.9	1:37:20.581
20	3	17:32.088	...	1:32.007	1:50.121	286.2	1:54:52.669
21	3	3:59.785	36.838	1:32.907	1:50.040	289.3	1:58:52.454
22	3	3:57.934	37.217	1:31.957	1:48.760	290.8	2:02:50.388
23	3	3:56.516	36.672	1:31.554	1:48.290	286.9	2:06:46.904
24	3	4:07.370 B	36.967	1:32.496	1:57.907	286.2	2:10:54.274
25	3	9:58.491	6:35.155	1:32.698	1:50.638	286.9	2:20:52.765
26	3	3:59.312	37.715	1:31.663	1:49.934	289.3	2:24:52.077
27	3	3:58.539	37.933	1:31.653	1:48.953	289.3	2:28:50.616
28	3	4:03.144 B	37.010	1:30.817	1:55.317	286.9	2:32:53.760
29	3	15:12.267	...	1:31.815	1:49.012	282.5	2:48:06.027
30	3	3:55.753	36.709	1:30.841	1:48.203	286.2	2:52:01.780
31	3	4:02.509 B	36.651	1:30.877	1:54.981	288.5	2:56:04.289
32	4	7:40.263	4:17.487	1:33.265	1:49.511	286.2	3:03:44.552
33	4	3:58.429	37.286	1:31.302	1:49.841	287.7	3:07:42.981
34	4	3:58.910	37.268	1:31.357	1:50.285	288.5	3:11:41.891
35	4	3:56.879	37.671	1:30.956	1:48.252	288.5	3:15:38.770
36	4	4:04.363 B	36.834	1:31.032	1:56.497	286.9	3:19:43.133
37	2	5:28.424	2:03.071	1:34.125	1:51.228	284.7	3:25:11.557
38	2	4:15.391	55.745	1:31.451	1:48.195	286.2	3:29:26.948
39	2	3:55.772	36.901	1:30.838	1:48.033	286.2	3:33:22.720
40	2	3:57.885	37.504	1:31.140	1:49.241	289.3	3:37:20.605
41	2	4:12.404 B	39.022	1:32.513	2:00.869	289.3	3:41:33.009
42	2	:25:02.478	...	1:32.521	1:49.514	282.5	5:06:35.487
43	2	3:56.725	37.224	1:31.167	1:48.334	284.7	5:10:32.212
44	2	3:56.738	36.723	1:30.883	1:49.132	285.4	5:14:28.950
45	2	3:55.575	36.797	1:30.875	1:47.903	286.2	5:18:24.525
46	2	4:04.959 B	36.791	1:32.253	1:55.915	286.2	5:22:29.484
47	2	10:45.335	7:22.743	1:33.485	1:49.107	284.7	5:33:14.819
48	2	3:55.265	36.672	1:30.607	1:47.986	286.9	5:37:10.084
49	2	3:54.996	36.573	1:30.338	1:48.085	286.9	5:41:05.080
50	2	4:07.532 B	37.502	1:32.723	1:57.307	278.1	5:45:12.612
51	2	5:14.843	1:51.415	1:33.024	1:50.404	286.2	5:50:27.455
52	2	3:58.623	37.261	1:32.013	1:49.349	286.2	5:54:26.078
53	2	3:57.899	37.310	1:31.281	1:49.308	286.2	5:58:23.977
54	2	8:40.539 B	40.868	3:23.412	4:36.259	188.5	6:07:04.516
55	1	9:06.741	5:42.941	1:31.602	1:52.198	290.0	6:16:11.257
56	1	3:57.147	37.563	1:30.990	1:48.594	290.0	6:20:08.404
57	1	3:57.318	37.356	1:31.215	1:48.747	287.7	6:24:05.722
58	1	3:57.769	37.225	1:31.835	1:48.709	284.7	6:28:03.491
59	1	4:24.554 B	37.149	1:33.243	2:14.162	286.2	6:32:28.045
60	1	13:23.644	9:56.549	1:34.856	1:52.239	289.3	6:45:51.689
61	1	3:56.600	37.125	1:30.944	1:48.531	288.5	6:49:48.289
62	1	4:07.421 B	37.148	1:32.654	1:57.619	289.3	6:53:55.710
63	1	10:56.528	7:32.155	1:33.118	1:51.255	286.9	7:04:52.238
64	1	3:58.369	37.091	1:31.105	1:50.173	286.9	7:08:50.607
65	1	4:46.066	36.998	2:12.895	1:56.173	283.9	7:13:36.673
66	1	4:00.472	37.421	1:31.920	1:51.131	286.9	7:17:37.145
67	1	3:57.298	37.094	1:31.284	1:48.920	285.4	7:21:34.443
68	1	3:56.967	37.071	1:30.819	1:49.077	286.2	7:25:31.410
69	1	3:56.701	37.011	1:31.196	1:48.494	286.9	7:29:28.111
70	1	4:00.013	37.286	1:31.218	1:51.509	290.0	7:33:28.124
71	1	3:57.589	37.139	1:31.313	1:49.137	285.4	7:37:25.713
72	1	3:57.747	37.225	1:31.441	1:49.081	284.7	7:41:23.460
73	1	3:58.778	37.426	1:31.719	1:49.633	283.9	7:45:22.238
74	1	3:58.896	37.308	1:32.189	1:49.399	283.2	7:49:21.134
75	1	3:58.876	37.235	1:32.003	1:49.638	283.9	7:53:20.010
76	1	4:04.917 B	37.478	1:31.701	1:55.738	286.2	7:57:24.927
77	1	5:11.941	1:52.072	1:31.429	1:48.440	288.5	8:02:36.868
78	1	3:56.090	37.005	1:30.980	1:48.105	288.5	8:06:32.958
79	1	4:01.378	37.027	1:31.363	1:52.988	290.8	8:10:34.336
80	1	4:39.063	38.289	1:32.392	2:28.382	285.4	8:15:13.399
81	1	5:26.121	36.861	1:31.097	3:18.163	286.9	8:20:39.520
82	1	4:08.887	37.874	1:32.686	1:58.327	285.4	8:24:48.407
83	1	3:59.772	37.385	1:32.915	1:49.472	289.3	8:28:48.179
84	1	3:56.883	36.992	1:30.713	1:49.178	288.5	8:32:45.062
85	1	3:57.788	37.316	1:31.362	1:49.110	286.2	8:36:42.850
86	1	4:20.026	36.813	1:31.643	2:11.570	285.4	8:41:02.876
87	1	4:07.247 B	39.355	1:32.262	1:55.630	281.7	8:45:10.123

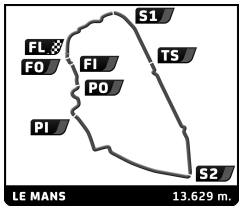

FIA WEC
Official Test 24 Hours of Le Mans
Official Test

Sector Analysis

Personal Best | Session Best | **B** Crossing the finish line in pit lane

92 Porsche GT Team — Porsche 911 RSR, LMGTE Pro
1.Michael CHRISTENSEN 3.Dirk WERNER
2.Kevin ESTRE 4.Laurens VANTHOOR

Lap	D	Time	Sector 1	Sector 2	Sector 3	T. Spd	Elapsed
1	1	8:59.771	5:25.214	1:37.546	1:57.011	260.0	8:59.771
2	1	4:05.555	38.287	1:34.195	1:53.073	283.9	13:05.326
3	1	4:01.230	37.462	1:33.043	1:50.725	286.2	17:06.556
4	1	4:04.288	38.220	1:32.591	1:53.477	286.2	21:10.844
5	1	4:28.438	1:01.462	1:36.342	1:50.634	285.4	25:39.282
6	1	4:00.837	37.122	1:32.330	1:51.385	288.5	29:40.119
7	1	4:00.901	37.753	1:33.198	1:49.950	283.9	33:41.020
8	1	4:04.626	38.261	1:35.026	1:51.339	287.7	37:45.646
9	1	4:00.036	37.244	1:32.342	1:50.450	287.7	41:45.682
10	1	4:12.676 B	37.832	1:35.432	1:59.412	285.4	45:58.358
11	1	19:33.857	...	1:32.141	1:49.695	284.7	1:05:32.215
12	1	3:57.441	36.835	1:31.312	1:49.294	286.9	1:09:29.656
13	1	4:00.077	37.030	1:31.393	1:51.654	288.5	1:13:29.733
14	1	4:05.310	37.390	1:32.934	1:54.986	287.7	1:17:35.043
15	1	3:57.786	36.983	1:31.153	1:49.650	289.3	1:21:32.829
16	1	4:02.950	37.178	1:34.370	1:51.402	287.7	1:25:35.779
17	1	4:49.515	37.039	2:15.150	1:57.326	288.5	1:30:25.294
18	1	3:59.745	37.287	1:31.904	1:50.554	290.0	1:34:25.039
19	1	3:57.244	36.955	1:31.392	1:48.897	288.5	1:38:22.283
20	1	4:04.224 B	37.163	1:31.089	1:55.972	289.3	1:42:26.507
21	1	14:54.650	...	1:32.774	1:49.301	282.5	1:57:21.157
22	1	3:56.946	37.235	1:31.331	1:48.380	286.2	2:01:18.103
23	1	3:57.929	37.070	1:31.635	1:49.224	286.2	2:05:16.032
24	1	3:58.441	37.301	1:31.798	1:49.342	286.2	2:09:14.473
25	1	4:06.494 B	37.483	1:31.344	1:57.667	289.3	2:13:20.967
26	1	15:31.266	...	1:30.983	1:48.854	289.3	2:28:52.233
27	1	3:56.858	36.771	1:30.957	1:49.130	287.7	2:32:49.091
28	1	3:59.579	37.321	1:31.184	1:51.074	288.5	2:36:48.670
29	1	4:02.491 B	36.697	1:31.031	1:54.763	288.5	2:40:51.161
30	1	:25:13.089	...	1:32.282	1:49.365	283.9	5:06:04.250
31	1	3:55.454	36.835	1:30.594	1:48.025	286.2	5:09:59.704
32	1	3:55.335	36.873	1:30.352	1:48.110	287.7	5:13:55.039
33	1	4:02.566 B	36.772	1:30.998	1:54.796	287.7	5:17:57.605
34	2	9:22.370	5:59.346	1:32.437	1:50.587	290.0	5:27:19.975
35	2	3:58.099	37.142	1:32.002	1:48.955	286.9	5:31:18.074
36	2	3:57.190	36.930	1:31.525	1:48.735	287.7	5:35:15.264
37	2	3:56.631	37.146	1:30.987	1:48.498	287.7	5:39:11.895
38	2	4:03.776 B	37.176	1:31.073	1:55.527	288.5	5:43:15.671
39	2	17:03.227 B	...	1:31.756	2:20.129	284.7	6:00:18.898
40	2	15:01.794	...	1:31.671	1:49.689	286.2	6:15:20.692
41	2	3:56.213	37.287	1:30.799	1:48.127	287.7	6:19:16.905
42	2	3:56.022	36.634	1:30.658	1:48.730	286.9	6:23:12.927
43	2	3:54.999	36.681	1:30.604	1:47.714	288.5	6:27:07.926
44	2	4:02.255 B	36.659	1:30.836	1:54.760	286.2	6:31:10.181
45	2	16:49.186	...	1:31.093	1:48.347	290.0	6:47:59.367
46	2	3:55.065	36.972	1:30.027	1:48.066	290.8	6:51:54.432
47	2	4:02.754 B	37.805	1:30.654	1:54.295	287.7	6:55:57.186
48	3	10:40.546	7:10.786	1:34.601	1:55.159	281.7	7:06:37.732
49	3	4:05.649	37.981	1:34.222	1:53.446	286.2	7:10:43.381
50	3	4:55.156	38.134	2:18.395	1:58.627	283.9	7:15:38.537
51	3	4:01.093	37.442	1:32.552	1:51.099	283.9	7:19:39.630
52	3	4:01.301	37.268	1:32.062	1:51.971	284.7	7:23:40.931
53	3	3:59.749	37.421	1:31.813	1:50.515	286.9	7:27:40.680
54	3	4:00.179	37.088	1:31.812	1:51.279	285.4	7:31:40.859
55	3	4:02.017	37.197	1:31.951	1:52.869	286.2	7:35:42.876
56	3	3:59.163	37.056	1:32.410	1:49.697	284.7	7:39:42.039
57	3	3:59.602	37.283	1:32.642	1:49.677	286.2	7:43:41.641
58	3	3:57.902	37.158	1:31.442	1:49.302	287.7	7:47:39.543
59	3	4:05.879 B	37.065	1:31.684	1:57.130	285.4	7:51:45.422
60	3	5:18.446	1:56.732	1:31.263	1:50.451	285.4	7:57:03.868
61	3	3:56.452	36.786	1:30.844	1:48.822	288.5	8:01:00.320
62	3	3:58.060	36.931	1:32.067	1:49.062	286.9	8:04:58.380
63	3	3:56.588	36.874	1:30.929	1:48.785	287.7	8:08:54.968
64	3	4:41.717	38.932	1:32.993	2:29.792	283.9	8:13:36.685
65	3	5:41.774	36.806	1:31.150	3:33.818	286.9	8:19:18.459
66	3	5:03.458	37.027	1:31.248	2:55.183	287.7	8:24:21.917
67	3	3:55.932	36.654	1:30.683	1:48.595	286.9	8:28:17.849
68	3	3:56.289	36.939	1:30.745	1:48.605	287.7	8:32:14.138
69	3	3:56.058	36.853	1:30.897	1:48.308	284.7	8:36:10.196
70	3	4:06.560 B	36.591	1:32.791	1:57.178	284.7	8:40:16.756
71	3	5:42.184	2:10.997	1:37.753	1:53.434	249.8	8:45:58.940
72	3	9:40.429 B	42.115	4:20.154	4:38.160	78.9	8:55:39.369

93 Proton Competition — Porsche 911 RSR 991, LMGTE Am
1.Patrick LONG 3.Michael HEDLUND
2.Abdulaziz AL FAISAL 4.Christian RIED

Lap	D	Time	Sector 1	Sector 2	Sector 3	T. Spd	Elapsed
1	1	5:46.748 B	1:53.132	1:44.221	2:09.395	222.1	5:46.748
2	1	11:34.549	8:01.724	1:36.046	1:56.779	273.9	17:21.297
3	1	4:06.027	39.314	1:33.828	1:52.885	286.2	21:27.324
4	1	4:47.138 B	1:03.284	1:36.587	2:07.267	283.2	26:14.462
5	3	11:50.737	8:08.989	1:39.329	2:02.419	275.3	38:05.199
6	3	4:23.456 B	40.350	1:36.320	2:06.786	281.0	42:28.655
7	3	:58:01.743	...	1:38.967	2:00.921	245.9	2:40:30.398
8	3	4:13.492	39.609	1:36.817	1:57.066	281.0	2:44:43.890
9	3	4:11.081	39.200	1:35.714	1:56.167	283.9	2:48:54.971
10	3	4:11.109	39.424	1:35.650	1:56.035	278.1	2:53:06.080
11	3	4:18.870 B	39.376	1:35.787	2:03.707	283.9	2:57:24.950
12	3	7:58.945	4:26.499	1:35.679	1:56.767	284.7	3:05:23.895
13	3	4:11.254	39.539	1:35.386	1:56.329	285.4	3:09:35.149
14	3	4:12.032	40.447	1:35.564	1:56.021	285.4	3:13:47.181
15	3	4:10.792	39.447	1:35.326	1:56.019	286.9	3:17:57.973
16	3	4:18.253 B	39.626	1:35.132	2:03.495	286.9	3:22:16.226
17	2	12:09.615	8:34.559	1:37.857	1:57.199	277.4	3:34:25.841
18	2	4:08.453	39.486	1:34.417	1:54.550	286.9	3:38:34.294
19	2	4:05.466	38.488	1:33.827	1:53.151	283.9	3:42:39.760
20	2	4:12.290 B	38.282	1:33.344	2:00.664	284.7	3:46:52.050
21	2	5:43.948	2:17.701	1:34.338	1:51.909	285.4	3:52:35.998
22	2	4:03.010	37.938	1:32.861	1:52.211	288.5	3:56:39.008
23	2	4:02.779	37.938	1:32.809	1:52.032	285.4	4:00:41.787
24	1	:40:54.443	38.190	1:37.399	...	285.4	5:41:36.230
25	1	4:02.804	37.887	1:32.945	1:51.972	282.5	5:45:39.034
26	1	4:10.471 B	37.752	1:32.861	1:59.858	282.5	5:49:49.505
27	1	10:45.066 B	6:45.443	1:33.755	2:25.868	283.9	6:00:34.571
28	1	16:29.637	...	1:33.625	1:58.892	281.7	6:17:04.208
29	1	4:01.962	37.843	1:32.645	1:51.474	283.9	6:21:06.170
30	1	4:10.534 B	37.609	1:32.321	2:00.604	286.9	6:25:16.704
31	1	11:37.057 B	6:34.595	1:45.089	3:17.373	278.1	6:36:53.761
32	1	19:19.766	...	1:33.854	1:55.375	257.6	6:56:13.527
33	1	4:00.556	37.402	1:32.580	1:50.574	282.5	7:00:14.083
34	1	4:11.080 B	37.266	1:32.541	2:01.273	286.2	7:04:25.163
35	3	13:18.414	9:43.645	1:36.472	1:58.297	278.1	7:17:43.577

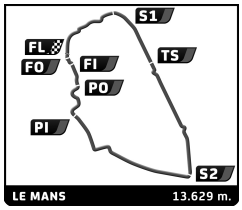

FIA WEC
Official Test 24 Hours of Le Mans
Official Test

Sector Analysis

Personal Best | Session Best | **B** Crossing the finish line in pit lane

Lap	D	Time	Sector 1	Sector 2	Sector 3	T. Spd	Elapsed
36	3	4:10.456	39.369	1:35.457	1:55.630	282.5	7:21:54.033
37	3	4:10.950	39.030	1:35.251	1:56.669	281.0	7:26:04.983
38	3	4:09.723	38.918	1:35.303	1:55.502	283.2	7:30:14.706
39	3	4:17.267 B	39.200	1:36.004	2:02.063	276.0	7:34:31.973
40	2	9:36.840	6:06.456	1:35.772	1:54.612	281.7	7:44:08.813
41	2	4:08.515	40.229	1:33.932	1:54.354	283.9	7:48:17.328
42	2	4:03.833	38.721	1:32.977	1:52.135	286.2	7:52:21.161
43	2	4:08.454 B	38.003	1:32.376	1:58.075	286.2	7:56:29.615
44	2	7:07.401	3:38.887	1:35.781	1:52.733	281.7	8:03:37.016
45	2	4:03.757	38.036	1:33.365	1:52.356	283.2	8:07:40.773
46	2	4:44.775	38.385	1:33.839	2:32.551	282.5	8:12:25.548
47	2	4:51.686 B	38.419	1:33.484	2:39.783	282.5	8:17:17.234
48	3	10:04.649	6:34.455	1:35.541	1:54.653	281.0	8:27:21.883
49	3	4:08.044	38.494	1:34.291	1:55.259	285.4	8:31:29.927
50	3	4:13.466	39.021	1:38.185	1:56.260	234.2	8:35:43.393
51	3	4:08.457	38.741	1:34.822	1:54.894	281.7	8:39:51.850
52	3	4:08.487	38.856	1:35.119	1:54.512	281.7	8:44:00.337
53	3	8:26.151 B	44.525	3:12.431	4:29.195	79.5	8:52:26.488

95 **Aston Martin Racing** — Aston Martin VANTAGE
1.Nicki THIIM 2.Marco SØRENSEN 3.Richie STANAWAY — LMGTE Pro

Lap	D	Time	Sector 1	Sector 2	Sector 3	T. Spd	Elapsed
1	3	55:54.191	...	1:39.069	1:57.647	203.7	55:54.191
2	3	4:16.430	37.899	1:38.573	1:59.958	241.5	1:00:10.621
3	3	4:37.448 B	57.272	1:36.647	2:03.529	290.0	1:04:48.069
4	3	33:27.032	...	1:33.632	1:52.162	283.9	1:38:15.101
5	3	3:59.629	37.726	1:31.889	1:50.014	290.0	1:42:14.730
6	3	3:58.819	37.161	1:31.636	1:50.022	290.8	1:46:13.549
7	3	3:58.905	37.968	1:31.113	1:49.824	291.6	1:50:12.454
8	3	4:03.240 B	37.035	1:30.686	1:55.519	292.4	1:54:15.694
9	1	16:13.045	...	1:33.549	1:51.551	289.3	2:10:28.739
10	1	3:59.564	37.263	1:31.795	1:50.506	290.0	2:14:28.303
11	1	3:59.210	36.993	1:31.467	1:50.750	290.8	2:18:27.513
12	1	4:00.646	37.353	1:32.785	1:50.508	286.9	2:22:28.159
13	1	3:59.253	37.222	1:31.670	1:50.361	291.6	2:26:27.412
14	1	4:06.571 B	36.926	1:31.473	1:58.172	291.6	2:30:33.983
15	2	8:26.376	5:01.650	1:33.182	1:51.544	279.5	2:39:00.359
16	2	4:00.062	37.305	1:32.020	1:50.737	283.9	2:43:00.421
17	2	3:58.701	37.414	1:31.317	1:49.970	284.7	2:46:59.122
18	2	3:58.937	37.312	1:31.347	1:50.278	287.7	2:50:58.059
19	2	4:09.196 B	37.257	1:31.153	2:00.786	286.2	2:55:07.255
20	2	14:07.252	...	1:32.255	1:51.148	269.8	3:09:14.507
21	2	4:06.431	37.333	1:31.149	1:57.949	288.5	3:13:20.938
22	2	3:59.719	37.295	1:31.437	1:50.987	290.0	3:17:20.657
23	2	4:06.617 B	37.548	1:31.891	1:57.178	283.2	3:21:27.274
24	1	:57:02.650	...	1:31.822	1:49.076	288.5	5:18:29.924
25	1	3:56.652	36.861	1:30.945	1:48.846	290.0	5:22:26.576
26	1	4:02.633 B	36.863	1:30.930	1:54.840	290.8	5:26:29.209
27	1	8:56.195	5:35.163	1:31.959	1:49.073	288.5	5:35:25.404
28	1	3:56.479	36.821	1:30.909	1:48.749	290.8	5:39:21.883
29	1	3:56.730	36.978	1:30.775	1:48.977	290.8	5:43:18.613
30	1	3:56.817	36.904	1:30.942	1:48.971	289.3	5:47:15.430
31	1	3:56.648	36.931	1:30.669	1:49.048	290.8	5:51:12.078
32	1	3:56.654	36.976	1:31.015	1:48.663	290.8	5:55:08.732
33	1	4:11.180	37.095	1:30.904	2:03.181	290.8	5:59:19.912
34	1	9:25.809 B	1:07.159	4:18.823	3:59.827	79.2	6:08:45.721
35	1	31:21.825 B	...	1:31.089	9:50.950	287.7	6:40:07.546
36	1	47:33.970	...	1:31.774	1:48.970	286.9	7:27:41.516
37	1	3:59.587	37.023	1:32.126	1:50.438	290.8	7:31:41.103
38	1	3:57.839	37.401	1:31.900	1:48.538	290.0	7:35:38.942
39	1	3:55.251	36.742	1:30.335	1:48.174	290.8	7:39:34.193
40	1	3:56.573	36.747	1:30.610	1:49.216	290.0	7:43:30.766
41	1	3:55.983	37.438	1:30.595	1:47.950	292.4	7:47:26.749
42	1	3:56.063	36.875	1:30.390	1:48.798	292.4	7:51:22.812
43	1	3:56.410	36.788	1:30.641	1:48.981	290.0	7:55:19.222
44	1	3:56.226	36.871	1:31.393	1:47.962	290.0	7:59:15.448
45	1	3:55.467	36.627	1:30.320	1:48.520	291.6	8:03:10.915
46	1	3:55.863	36.722	1:30.665	1:48.476	290.8	8:07:06.778
47	1	3:56.697	37.478	1:30.476	1:48.743	290.8	8:11:03.475
48	1	4:42.554 B	36.647	1:30.345	2:35.562	291.6	8:15:46.029
49	1	6:17.007	1:50.064	1:31.304	2:55.639	288.5	8:22:03.036
50	1	3:55.947	36.990	1:30.657	1:48.300	290.0	8:25:58.983
51	1	3:55.771	36.859	1:30.578	1:48.334	290.8	8:29:54.754
52	1	3:56.234	37.450	1:30.487	1:48.297	290.8	8:33:50.988
53	1	3:56.154	36.902	1:31.352	1:47.900	289.3	8:37:47.142
54	1	4:29.701	36.916	1:30.402	2:22.383	292.4	8:42:16.843
55	1	4:14.263 B	39.588	1:31.711	2:02.964	292.4	8:46:31.106

97 **Aston Martin Racing** — Aston Martin VANTAGE
1.Darren TURNER 2.Jonathan ADAM 3.Daniel SERRA — LMGTE Pro

Lap	D	Time	Sector 1	Sector 2	Sector 3	T. Spd	Elapsed
1	3	:48:16.403	...	1:35.572	1:54.939	269.1	1:48:16.403
2	3	4:02.523	37.594	1:32.768	1:52.161	291.6	1:52:18.926
3	3	4:01.624	38.669	1:32.358	1:50.597	292.4	1:56:20.550
4	3	3:59.282	37.017	1:31.766	1:50.499	291.6	2:00:19.832
5	3	4:02.470	37.838	1:31.994	1:52.638	291.6	2:04:22.302
6	3	3:56.994	36.931	1:31.123	1:48.940	292.4	2:08:19.296
7	3	3:58.870	36.820	1:31.044	1:51.006	293.2	2:12:18.166
8	3	4:00.567	37.116	1:31.969	1:51.482	278.8	2:16:18.733
9	3	3:56.735	37.055	1:31.002	1:48.678	292.4	2:20:15.468
10	3	4:04.400 B	37.524	1:30.714	1:56.162	293.2	2:24:19.868
11	1	25:09.733	...	1:31.650	1:51.253	292.4	2:49:29.601
12	1	3:57.508	37.203	1:30.597	1:49.708	292.4	2:53:27.109
13	1	3:57.051	37.187	1:30.833	1:49.031	293.2	2:57:24.160
14	1	4:04.101 B	36.930	1:30.555	1:56.616	292.4	3:01:28.261
15	1	16:38.292	...	1:33.208	1:55.266	281.7	3:18:06.553
16	1	3:58.179	37.099	1:30.469	1:50.611	293.2	3:22:04.732
17	1	4:07.043	37.565	1:30.728	1:58.750	294.0	3:26:11.775
18	1	4:36.793 B	1:05.240	1:31.135	2:00.418	292.4	3:30:48.568
19	1	11:12.692	7:45.652	1:32.156	1:54.884	290.0	3:42:01.260
20	1	3:59.588	39.303	1:31.690	1:48.595	291.6	3:46:00.848
21	1	4:08.127 B	37.196	1:30.587	2:00.344	294.8	3:50:08.975
22	2	:27:51.257	...	1:33.342	1:51.389	290.0	5:18:00.232
23	2	4:00.110	37.238	1:33.231	1:49.641	241.5	5:22:00.342
24	2	4:04.606 B	37.206	1:31.374	1:56.026	291.6	5:26:04.948
25	2	10:01.004	6:37.681	1:32.733	1:50.590	285.4	5:36:05.952
26	2	3:58.027	36.983	1:31.598	1:49.446	291.6	5:40:03.979
27	2	3:56.769	37.117	1:30.922	1:48.730	291.6	5:44:00.748
28	2	3:57.916	38.048	1:30.938	1:48.930	292.4	5:47:58.664
29	2	3:57.052	37.073	1:30.795	1:49.184	290.8	5:51:55.716
30	2	3:58.752	37.012	1:32.576	1:49.164	277.4	5:55:54.468
31	2	4:26.529 B	37.116	1:30.589	2:18.824	291.6	6:00:20.997
32	2	33:06.276	...	1:35.318	2:00.271	288.5	6:33:27.273
33	2	6:37.769	54.857	3:10.178	2:32.734	129.6	6:40:05.042

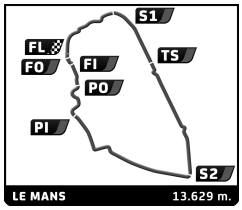

FIA WEC
Official Test 24 Hours of Le Mans
Official Test

Sector Analysis

Personal Best | Session Best | **B** Crossing the finish line in pit lane

Lap	D	Time	Sector 1	Sector 2	Sector 3	T. Spd	Elapsed
34	2	3:58.829	37.649	1:31.131	1:50.049	294.0	6:44:03.871
35	2	4:05.095 B	37.124	1:31.549	1:56.422	273.2	6:48:08.966
36	2	40:11.922	...	1:32.512	1:49.235	285.4	7:28:20.888
37	2	3:55.266	36.843	1:30.750	1:47.673	291.6	7:32:16.154
38	2	4:00.274	37.051	1:31.223	1:52.000	292.4	7:36:16.428
39	2	3:56.610	37.193	1:30.795	1:48.622	290.8	7:40:13.038
40	2	3:56.570	37.455	1:30.513	1:48.602	291.6	7:44:09.608
41	2	3:58.573	38.738	1:31.465	1:48.370	290.8	7:48:08.181
42	2	3:56.047	37.123	1:30.561	1:48.363	293.2	7:52:04.228
43	2	3:55.646	37.383	1:30.199	1:48.064	294.0	7:55:59.874
44	2	4:01.498	37.122	1:30.993	1:53.383	293.2	8:00:01.372
45	2	3:56.396	37.023	1:30.167	1:49.206	294.8	8:03:57.768
46	2	3:59.188	38.295	1:31.834	1:49.059	273.2	8:07:56.956
47	2	4:36.460	36.967	1:30.311	2:29.182	293.2	8:12:33.416
48	2	4:50.943 B	37.281	1:30.878	2:42.784	294.0	8:17:24.359
49	2	6:22.762	1:50.846	1:33.533	2:58.383	289.3	8:23:47.121
50	2	3:57.377	37.237	1:31.222	1:48.918	290.0	8:27:44.498
51	2	3:55.872	37.240	1:30.763	1:47.869	292.4	8:31:40.370
52	2	3:55.846	37.082	1:30.455	1:48.309	291.6	8:35:36.216
53	2	3:55.281	37.170	1:30.531	1:47.580	290.8	8:39:31.497
54	2	3:55.267	37.089	1:30.285	1:47.893	294.0	8:43:26.764
55	2	7:36.290 B	44.375	2:45.197	4:06.718	79.7	8:51:03.054

98 **Aston Martin Racing** — Aston Martin VANTAGE, LMGTE Am
1.Paul DALLA LANA 2.Pedro LAMY 3.Mathias LAUDA

Lap	D	Time	Sector 1	Sector 2	Sector 3	T. Spd	Elapsed
1	2	36:42.426	...	1:38.323	1:57.266	242.6	36:42.426
2	2	4:22.848 B	37.999	1:35.246	2:09.603	286.2	41:05.274
3	2	13:55.512	...	1:35.494	1:55.316	278.8	55:00.786
4	2	4:03.483	38.447	1:33.316	1:51.720	286.2	59:04.269
5	2	5:19.523	48.080	2:31.692	1:59.751	127.3	1:04:23.792
6	2	4:05.105	37.987	1:32.962	1:54.156	290.0	1:08:28.897
7	2	4:00.853	38.257	1:31.940	1:50.656	290.0	1:12:29.750
8	2	4:02.203	37.366	1:32.097	1:52.740	290.8	1:16:31.953
9	2	4:09.895 B	37.309	1:32.093	2:00.493	290.8	1:20:41.848
10	1	8:21.529	3:55.629	2:23.387	2:02.513	269.8	1:29:03.377
11	1	4:03.548	37.908	1:33.489	1:52.151	290.8	1:33:06.925
12	1	4:03.097	37.817	1:33.728	1:51.552	289.3	1:37:10.022
13	1	4:04.870	37.728	1:32.808	1:54.334	288.5	1:41:14.892
14	1	4:08.596 B	37.672	1:33.005	1:57.919	287.7	1:45:23.488
15	1	14:26.449	...	1:34.617	1:53.269	284.7	1:59:49.937
16	1	4:02.438	37.799	1:33.647	1:50.992	286.9	2:03:52.375
17	1	4:03.604	38.514	1:33.168	1:51.922	285.4	2:07:55.979
18	1	4:03.626	38.681	1:33.148	1:51.797	286.2	2:11:59.605
19	1	4:01.898	37.883	1:32.677	1:51.338	287.7	2:16:01.503
20	1	4:00.712	37.524	1:31.913	1:51.275	289.3	2:20:02.215
21	1	4:01.252	37.859	1:32.292	1:51.101	290.8	2:24:03.467
22	1	4:00.864	37.543	1:31.926	1:51.395	290.8	2:28:04.331
23	1	4:03.021	37.895	1:34.772	1:50.354	290.0	2:32:07.352
24	1	4:01.840	38.887	1:32.420	1:50.533	287.7	2:36:09.192
25	1	4:00.488	37.611	1:31.965	1:50.912	287.7	2:40:09.680
26	1	4:00.333	37.629	1:32.017	1:50.687	286.9	2:44:10.013
27	1	3:59.320	37.544	1:31.684	1:50.092	286.9	2:48:09.333
28	1	4:21.651 B	37.469	1:43.299	2:00.883	201.8	2:52:30.984
29	3	14:05.045	...	1:34.875	1:55.647	282.5	3:06:36.029
30	3	4:02.269	38.395	1:32.546	1:51.328	288.5	3:10:38.298
31	3	4:00.625	37.495	1:31.713	1:51.417	287.7	3:14:38.923
32	3	3:59.887	37.259	1:31.215	1:51.413	288.5	3:18:38.810
33	3	4:02.243	38.249	1:31.950	1:52.044	286.9	3:22:41.053
34	3	4:07.189 B	37.278	1:31.726	1:58.185	287.7	3:26:48.242
35	1	:56:04.583	...	1:36.260	1:55.492	281.0	5:22:52.825
36	1	4:01.515	37.764	1:32.954	1:50.797	285.4	5:26:54.340
37	1	3:59.752	37.294	1:32.379	1:50.079	287.7	5:30:54.092
38	1	4:00.321	37.634	1:32.377	1:50.310	286.9	5:34:54.413
39	1	4:01.831	37.486	1:31.686	1:52.659	288.5	5:38:56.244
40	1	4:04.581	37.450	1:34.723	1:52.408	286.9	5:43:00.825
41	1	4:02.155	37.668	1:33.214	1:51.273	284.7	5:47:02.980
42	1	4:03.174	37.906	1:32.345	1:52.923	285.4	5:51:06.154
43	1	4:00.740	37.800	1:32.192	1:50.748	286.2	5:55:06.894
44	1	4:41.889	37.477	1:31.909	2:32.503	286.9	5:59:48.783
45	1	9:27.301 B	1:24.047	4:17.671	3:45.583	79.7	6:09:16.084
46	1	8:31.766	5:01.815	1:36.601	1:53.350	281.0	6:17:47.850
47	1	4:03.739	37.835	1:32.971	1:52.933	286.2	6:21:51.589
48	1	4:00.804	37.803	1:32.490	1:50.511	286.9	6:25:52.393
49	1	4:01.985	37.687	1:32.995	1:51.303	290.0	6:29:54.378
50	1	6:39.530 B	38.052	2:23.151	3:38.327	289.3	6:36:33.908
51	3	7:30.766	3:58.933	1:33.752	1:58.081	286.2	6:44:04.674
52	3	3:59.600	37.664	1:32.008	1:49.928	292.4	6:48:04.274
53	3	3:59.363	37.392	1:31.029	1:50.942	290.8	6:52:03.637
54	3	3:58.700	37.395	1:31.395	1:49.910	289.3	6:56:02.337
55	3	3:58.843	37.408	1:31.350	1:50.085	289.3	7:00:01.180
56	3	3:59.493	37.510	1:32.070	1:49.913	289.3	7:04:00.673
57	3	4:01.012	37.729	1:32.985	1:50.298	286.9	7:08:01.685
58	3	4:50.494	37.482	2:15.930	1:57.082	286.9	7:12:52.179
59	3	3:59.891	37.280	1:31.536	1:51.075	286.2	7:16:52.070
60	3	3:59.424	37.280	1:31.160	1:50.984	287.7	7:20:51.494
61	3	4:00.009	37.832	1:31.424	1:50.753	289.3	7:24:51.503
62	3	4:00.120	37.354	1:31.600	1:51.166	289.3	7:28:51.623
63	3	4:06.738 B	37.049	1:31.403	1:58.286	288.5	7:32:58.361
64	3	5:32.669	2:10.529	1:31.616	1:50.524	289.3	7:38:31.030
65	3	4:00.194	38.282	1:31.651	1:50.261	288.5	7:42:31.224
66	3	3:59.068	37.364	1:31.569	1:50.135	290.0	7:46:30.292
67	3	3:58.865	37.742	1:31.371	1:49.752	288.5	7:50:29.157
68	3	3:59.040	37.624	1:31.330	1:50.086	291.6	7:54:28.197
69	3	3:59.987	38.320	1:31.508	1:50.159	290.8	7:58:28.184
70	3	3:58.991	37.391	1:31.766	1:49.834	289.3	8:02:27.175
71	3	4:03.081	38.650	1:33.921	1:50.510	285.4	8:06:30.256
72	3	4:06.998	37.588	1:32.544	1:56.866	290.0	8:10:37.254
73	3	4:44.744 B	37.492	1:31.616	2:35.636	290.0	8:15:21.998
74	2	8:30.582	3:56.132	1:33.519	3:00.931	283.9	8:23:52.580
75	2	3:58.923	37.161	1:31.597	1:50.165	289.3	8:27:51.503
76	2	3:58.250	37.155	1:31.319	1:49.776	288.5	8:31:49.753
77	2	4:04.404	37.970	1:33.151	1:53.283	290.0	8:35:54.157
78	2	4:00.959	37.399	1:32.230	1:51.330	283.9	8:39:55.116
79	2	3:59.796	37.381	1:31.816	1:50.599	288.5	8:43:54.912
80	2	8:16.201 B	45.778	3:01.839	4:28.584	79.3	8:52:11.113

99 **Beechdean AMR** — Aston Martin VANTAGE, LMGTE Am
1.Andrew HOWARD 2.Ross GUNN 3.Oliver BRYANT

Lap	D	Time	Sector 1	Sector 2	Sector 3	T. Spd	Elapsed
1	2	44:03.323 B	...	1:37.355	2:03.373	277.4	44:03.323
2	2	9:58.679	6:28.700	1:35.196	1:54.783	283.9	54:02.002
3	2	4:07.221	38.591	1:34.037	1:54.593	284.7	58:09.223
4	2	5:19.846	42.990	2:44.338	1:52.518	79.4	1:03:29.069

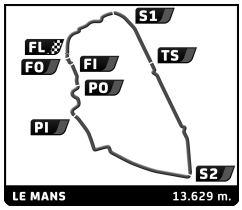

FIA WEC
Official Test 24 Hours of Le Mans
Official Test

Sector Analysis

Personal Best Session Best **B** Crossing the finish line in pit lane

Lap	D	Time	Sector 1	Sector 2	Sector 3	T. Spd	Elapsed
5	2	4:01.314	37.701	1:32.705	1:50.908	287.7	1:07:30.383
6	2	4:07.410 B	37.939	1:32.459	1:57.012	288.5	1:11:37.793
7	2	11:59.355	8:28.115	1:36.378	1:54.862	283.9	1:23:37.148
8	2	5:24.269	1:05.874	2:18.786	1:59.609	286.9	1:29:01.417
9	2	4:01.530	38.137	1:32.644	1:50.749	288.5	1:33:02.947
10	2	4:00.534	37.634	1:32.301	1:50.599	286.9	1:37:03.481
11	2	4:07.559 B	37.732	1:32.582	1:57.245	286.9	1:41:11.040
12	1	8:29.875	4:51.661	1:38.771	1:59.443	281.0	1:49:40.915
13	1	4:13.261	39.972	1:36.190	1:57.099	286.9	1:53:54.176
14	1	4:10.197	38.929	1:35.769	1:55.499	286.2	1:58:04.373
15	1	4:08.955	39.094	1:35.519	1:54.342	285.4	2:02:13.328
16	1	4:08.116	38.925	1:34.859	1:54.332	286.2	2:06:21.444
17	1	4:06.997	38.819	1:34.597	1:53.581	286.2	2:10:28.441
18	1	4:26.440 B	40.801	1:37.748	2:07.891	245.3	2:14:54.881
19	3	10:55.095	7:18.900	1:37.615	1:58.580	253.9	2:25:49.976
20	3	4:10.112	39.045	1:35.541	1:55.526	255.1	2:30:00.088
21	3	4:08.226	38.584	1:33.940	1:55.702	286.2	2:34:08.314
22	3	4:24.663 B	38.709	1:34.060	2:11.894	284.7	2:38:32.977
23	3	7:43.999	4:13.660	1:35.289	1:55.050	279.5	2:46:16.976
24	3	4:06.973	38.887	1:34.582	1:53.504	267.8	2:50:23.949
25	3	4:11.996 B	38.142	1:33.586	2:00.268	286.2	2:54:35.945
26	3	29:34.004	...	1:35.702	1:54.839	271.8	3:24:09.949
27	3	4:13.806	39.312	1:34.029	2:00.465	285.4	3:28:23.755
28	3	4:31.443	1:03.861	1:33.957	1:53.625	284.7	3:32:55.198
29	3	4:04.061	38.487	1:33.450	1:52.124	286.2	3:36:59.259
30	3	4:03.141	38.361	1:32.902	1:51.878	287.7	3:41:02.400
31	3	4:02.770	37.741	1:33.084	1:51.945	286.9	3:45:05.170
32	3	4:09.898 B	37.738	1:33.000	1:59.160	288.5	3:49:15.068
33	1	:35:15.100	...	1:36.658	1:56.158	283.9	5:24:30.168
34	1	4:09.088	38.997	1:35.033	1:55.058	285.4	5:28:39.256
35	1	4:07.993	38.874	1:35.221	1:53.898	286.9	5:32:47.249
36	1	4:08.688	38.588	1:35.069	1:55.031	286.2	5:36:55.937
37	1	4:06.506	38.908	1:34.229	1:53.369	287.7	5:41:02.443
38	1	4:09.129	38.891	1:35.183	1:55.055	286.2	5:45:11.572
39	1	4:08.206	38.854	1:34.192	1:55.160	286.9	5:49:19.778
40	1	4:07.155	38.747	1:34.584	1:53.824	284.7	5:53:26.933
41	1	4:05.890	38.519	1:34.135	1:53.236	283.9	5:57:32.823
42	1	7:35.422 B	39.167	2:16.170	4:40.085	231.2	6:05:08.245
43	3	12:45.781	9:13.452	1:36.298	1:56.031	284.7	6:17:54.026
44	3	4:05.306	38.234	1:34.158	1:52.914	285.4	6:21:59.332
45	3	4:07.326	37.937	1:33.905	1:55.484	285.4	6:26:06.658
46	3	4:04.729	38.492	1:33.609	1:52.628	286.2	6:30:11.387
47	3	6:26.266	37.862	2:13.704	3:34.700	219.9	6:36:37.653
48	3	5:15.488	1:03.032	2:17.722	1:54.734	159.3	6:41:53.141
49	3	4:03.008	37.956	1:32.906	1:52.146	289.3	6:45:56.149
50	3	4:01.783	37.594	1:32.307	1:51.882	288.5	6:49:57.932
51	3	4:04.479	39.007	1:32.890	1:52.582	277.4	6:54:02.411
52	3	4:09.501 B	37.640	1:32.815	1:59.046	285.4	6:58:11.912
53	2	8:30.283	5:03.650	1:32.987	1:53.646	283.9	7:06:42.195
54	2	4:04.403	38.491	1:33.205	1:52.707	286.2	7:10:46.598
55	2	4:52.731	37.813	2:16.437	1:58.481	281.0	7:15:39.329
56	2	4:00.674	37.580	1:32.249	1:50.845	283.9	7:19:40.003
57	2	4:06.418	37.641	1:36.684	1:52.093	242.6	7:23:46.421
58	2	3:58.885	37.406	1:31.454	1:50.025	290.0	7:27:45.306
59	2	4:03.031	39.570	1:32.619	1:50.842	289.3	7:31:48.337
60	2	3:58.910	37.913	1:31.434	1:49.563	288.5	7:35:47.247
61	2	4:00.675	37.237	1:31.313	1:52.125	287.7	7:39:47.922
62	2	3:59.670	37.312	1:31.572	1:50.786	288.5	7:43:47.592
63	2	4:50.208 B	40.131	1:57.344	2:12.733	161.2	7:48:37.800