

Porsche Motorsport Race Weekend

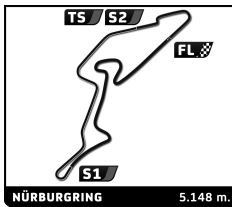
6 Hours of Nürburgring

Free Practice

Analysis

Personal Best Session Best B Crossing the finish line in pit lane

Lap	Time	Sector 1	Sector 2	Sector 3	Kph	Elapsed	Lap	Time	Sector 1	Sector 2	Sector 3	Kph	Elapsed
29	Andreas Szcepany DEU												
	Kurt Ecke Motorsport 991 GT3 Cup												
1	3:09.340	1:56.079	49.188	24.073	97.7	3:09.340	8	2:16.419	1:01.144	50.902	24.373	135.6	21:40.285
2	2:11.267	59.078	48.852	23.337	140.9	5:20.607	9	2:19.823	1:04.067	52.013	23.743	132.3	24:00.108
3	2:21.990B	1:01.204	50.186	30.600	130.2	7:42.597	10	2:16.324	1:02.505	49.704	24.115	135.7	26:16.432
4	3:17.094	2:05.684	48.681	22.729	93.8	10:59.691	11	2:15.877	1:01.823	49.731	24.323	136.1	28:32.309
5	2:10.733	58.363	48.193	24.177	141.5	13:10.424	12	2:15.913	1:01.399	49.625	24.889	136.1	30:48.222
6	2:08.954	58.339	46.522	24.093	143.4	15:19.378							
7	2:08.578	58.444	47.245	22.889	143.8	17:27.956							
8	2:09.742	1:00.353	46.809	22.580	142.5	19:37.698							
9	2:10.031	59.484	47.646	22.901	142.2	21:47.729							
10	2:09.583	59.146	47.620	22.817	142.7	23:57.312							
11	2:17.722B	58.560	47.658	31.504	134.3	26:15.034							
12	4:47.352	3:32.298	51.274	23.780	64.4	31:02.386							
66	Jürgen Häring DEU												
	Herberth Motorsport 991 GT3 R												
1	3:27.407	2:15.422	48.590	23.395	89.2	3:27.407							
2	2:08.824	58.353	47.264	23.207	143.6	5:36.231							
3	2:07.489	56.871	47.809	22.809	145.1	7:43.720							
4	2:07.195	58.050	46.642	22.503	145.4	9:50.915							
5	2:07.817	58.401	46.061	23.355	144.7	11:58.732							
6	2:06.058	57.539	45.601	22.918	146.7	14:04.790							
7	2:04.614	56.735	45.237	22.642	148.4	16:09.404							
8	2:10.787B	56.678	45.484	28.625	141.4	18:20.191							
9	4:21.426	3:13.076	46.167	22.183	70.7	22:41.617							
10	2:03.558	56.364	45.100	22.094	149.7	24:45.175							
11	2:03.119	56.320	44.733	22.066	150.2	26:48.294							
12	2:03.999	56.745	45.173	22.081	149.1	28:52.293							
13	2:03.620	56.131	45.417	22.072	149.6	30:55.913							
72	Jürgen Papadopoulos DEU												
	Black Falcon Team TMD Friction 991 GT3 Cup												
1	2:56.794	1:39.143	52.086	25.565	104.6	2:56.794							
2	2:21.893	1:04.970	51.854	25.069	130.3	5:18.687							
3	2:16.450	1:02.398	50.518	23.534	135.5	7:35.137							
4	2:14.715	1:00.793	50.048	23.874	137.3	9:49.852							
5	2:17.390	1:02.731	50.527	24.132	134.6	12:07.242							
6	2:20.393	1:03.700	52.670	24.023	131.7	14:27.635							
7	2:15.791	1:01.385	49.817	24.589	136.2	16:43.426							
8	2:15.916	1:01.551	50.083	24.282	136.1	18:59.342							
9	2:17.697	1:01.347	52.097	24.253	134.3	21:17.039							
10	2:15.088	1:01.367	49.535	24.186	136.9	23:32.127							
11	2:15.742	1:01.604	49.911	24.227	136.2	25:47.869							
12	2:17.994	1:01.786	51.145	25.063	134.0	28:05.863							
13	2:17.264	1:03.071	50.520	23.673	134.7	30:23.127							
74	Ulrich Berg DEU												
	Gigaspeed Team Getspeed Performan 991 GT3 Cup												
1	3:03.298	1:48.868	49.025	25.405	100.9	3:03.298							
2	2:13.633	1:00.114	48.606	24.913	138.4	5:16.931							
3	2:14.759	1:02.269	48.526	23.964	137.2	7:31.690							
4	2:12.971	1:00.440	48.364	24.167	139.1	9:44.661							
5	2:13.984	1:00.790	49.336	23.858	138.0	11:58.645							
6	2:15.218	1:00.188	47.613	27.417	136.8	14:13.863							
7	2:19.996B	59.947	47.884	32.165	132.1	16:33.859							
8	3:36.608	2:25.454	47.723	23.431	85.4	20:10.467							
9	2:11.276	1:00.036	47.554	23.686	140.9	22:21.743							
10	2:11.111	59.462	47.490	24.159	141.0	24:32.854							
11	2:11.137	1:00.100	47.560	23.477	141.0	26:43.991							
12	2:12.788	1:01.038	47.992	23.758	139.3	28:56.779							
13	2:10.501	59.728	47.279	23.494	141.7	31:07.280							
87	Sören Spreng DEU												
	Black Falcon Team TMD Friction 991 GT3 Cup												
1	2:50.515	1:37.479	48.959	24.077	108.5	2:50.515							



Porsche Motorsport Race Weekend
6 Hours of Nürburgring
Free Practice

Analysis

Personal Best Session Best B Crossing the finish line in pit lane

Lap	Time	Sector 1	Sector 2	Sector 3	Kph	Elapsed
2	2:12.239	1:00.394	47.503	24.342	139.8	5:02.754
3	2:11.024	1:00.038	47.655	23.331	141.1	7:13.778
4	2:10.977	59.010	47.427	24.540	141.2	9:24.755
5	2:08.693	58.736	47.071	22.886	143.7	11:33.448
6	2:07.018	57.972	46.102	22.944	145.6	13:40.466
7	2:19.238 B	59.338	46.250	33.650	132.8	15:59.704
8	5:42.729	4:33.264	46.271	23.194	54.0	21:42.433
9	2:08.400	58.428	46.524	23.448	144.0	23:50.833
10	2:10.105	59.192	46.177	24.736	142.1	26:00.938
11	2:07.644	58.327	45.954	23.363	144.9	28:08.582
12	2:08.520	58.961	46.225	23.334	143.9	30:17.102

88 Sven Heyrowski DEU
Attempto Racing 991 GT3 R

1	3:07.983	1:54.863	48.692	24.428	98.4	3:07.983
2	2:10.787	59.204	48.051	23.532	141.4	5:18.770
3	2:10.496	59.750	48.113	22.633	141.7	7:29.266
4	2:08.660	58.106	46.876	23.678	143.7	9:37.926
5	2:07.662	58.134	46.817	22.711	144.9	11:45.588
6	2:08.685	58.389	47.214	23.082	143.7	13:54.273
7	2:16.239 B	58.169	46.864	31.206	135.7	16:10.512
8	4:29.927	3:19.953	46.240	23.734	68.5	20:40.439
9	2:08.658	59.429	46.311	22.918	143.7	22:49.097
10	2:07.790	57.857	46.543	23.390	144.7	24:56.887
11	2:06.793	57.664	46.517	22.612	145.9	27:03.680
12	2:06.495	57.438	46.454	22.603	146.2	29:10.175
13	2:06.475	58.172	45.850	22.453	146.2	31:16.650

96 Bertram Hornung DEU
ADAC Nordbaden 991 GT3 Cup

1	3:20.685	2:07.090	49.367	24.228	92.2	3:20.685
2	2:10.788	1:00.698	47.183	22.907	141.4	5:31.473
3	2:08.270	58.647	46.432	23.191	144.2	7:39.743
4	2:08.265	58.351	46.948	22.966	144.2	9:48.008
5	2:09.321	58.738	47.653	22.930	143.0	11:57.329
6	2:15.286 B	59.476	46.253	29.557	136.7	14:12.615
7	3:50.835	2:42.134	45.950	22.751	80.1	18:03.450
8	2:07.392	58.021	46.129	23.242	145.2	20:10.842
9	2:55.200 B	58.223	1:28.697	28.280	105.6	23:06.042
10	3:39.765	2:30.744	46.175	22.846	84.1	26:45.807
11	2:07.827	58.246	46.746	22.835	144.7	28:53.634
12	2:06.280	57.386	46.256	22.638	146.4	30:59.914

99 Arkin Aka DEU
Attempto Racing 991 GT3 R

1	3:35.587 B	2:03.710	52.396	39.481	85.8	3:35.587
2	5:42.769 B	4:19.690	48.505	34.574	54.0	9:18.356
3	8:20.381 B	6:58.530	49.659	32.192	37.0	17:38.737

100 Bernd Kleinbach DEU
Attempto Racing 991 GT3 Cup

1	3:17.030	2:02.013	49.938	25.079	93.9	3:17.030
2	2:12.892	1:00.886	48.145	23.861	139.2	5:29.922
3	2:16.622	1:00.095	49.715	26.812	135.4	7:46.544
4	2:09.838	59.446	46.911	23.481	142.4	9:56.382
5	2:11.193	59.961	47.564	23.668	141.0	12:07.575
6	2:09.456	59.092	47.187	23.177	142.9	14:17.031

7	2:21.410 B	58.597	46.935	35.878	130.8	16:38.441
8	4:35.107	3:23.273	48.541	23.293	67.2	21:13.548
9	2:10.585	59.259	47.106	24.220	141.6	23:24.133
10	2:09.491	59.212	47.096	23.183	142.8	25:33.624
11	2:09.902	58.975	47.507	23.420	142.4	27:43.526
12	2:10.891	1:00.237	47.300	23.354	141.3	29:54.417
13	2:09.191	59.045	46.880	23.266	143.1	32:03.608

111 Jens Kempe DEU
APC - Motorsport - Team 991 GT3 Cup

1	3:15.842	2:00.624	50.984	24.234	94.4	3:15.842
2	2:13.337	1:01.123	48.616	23.598	138.7	5:29.179
3	2:10.291	59.191	47.619	23.481	141.9	7:39.470
4	2:11.059	59.565	47.273	24.221	141.1	9:50.529
5	2:10.423	59.777	47.135	23.511	141.8	12:00.952
6	2:12.025	1:00.216	48.029	23.780	140.1	14:12.977
7	2:17.813 B	58.731	47.536	31.546	134.2	16:30.790
8	4:29.288	3:19.068	46.917	23.303	68.7	21:00.078
9	2:14.697	1:01.452	48.922	24.323	137.3	23:14.775
10	2:11.986	1:00.141	48.430	23.415	140.1	25:26.761
11	2:08.689	58.948	46.700	23.041	143.7	27:35.450
12	2:09.165	58.782	46.885	23.498	143.2	29:44.615
13	2:10.588	59.241	47.806	23.541	141.6	31:55.203

125 Edward Lewis Brauner DEU
Herberth Motorsport 991 GT3 R

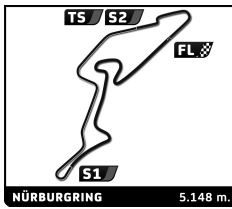
1	3:33.245	2:21.350	47.969	23.926	86.7	3:33.245
2	2:09.641	59.504	46.774	23.363	142.6	5:42.886
3	2:08.250	57.631	46.819	23.800	144.2	7:51.136
4	2:06.336	57.495	46.025	22.816	146.4	9:57.472
5	2:07.028	57.541	46.902	22.585	145.6	12:04.500
6	2:08.204	56.869	46.307	25.028	144.2	14:12.704
7	2:16.187 B	57.337	46.292	32.558	135.8	16:28.891
8	5:15.250	4:06.836	45.164	23.250	58.7	21:44.141
9	2:07.240	57.254	46.799	23.187	145.3	23:51.381
10	2:06.040	57.242	45.351	23.447	146.7	25:57.421
11	2:07.224	56.918	46.524	23.782	145.4	28:04.645
12	2:04.517	56.713	45.342	22.462	148.5	30:09.162

129 Achim Dietrich DEU
997 GT3 Cup

1	3:55.362	2:35.220	53.944	26.198	78.6	3:55.362
2	2:20.827	1:05.134	50.921	24.772	131.3	6:16.189
3	2:18.987	1:04.474	49.895	24.618	133.1	8:35.176
4	2:17.952	1:02.423	50.861	24.668	134.1	10:53.128
5	2:21.425	1:04.178	50.875	26.372	130.8	13:14.553
6	2:27.962 B	1:01.852	51.233	34.877	125.0	15:42.515
7	5:01.500	3:41.556	52.240	27.704	61.3	20:44.015
8	4:45.872	1:05.360	52.488	2:48.024	64.7	25:29.887
9	2:18.963	1:02.767	51.390	24.806	133.1	27:48.850
10	2:18.663	1:03.645	50.607	24.411	133.4	30:07.513

139 Heinz-Bert Wolters DEU
997 GT3 R

1	2:57.612	1:46.892	47.778	22.942	104.1	2:57.612
2	2:07.535	58.697	46.104	22.734	145.0	5:05.147
3	2:06.724	57.821	46.459	22.444	145.9	7:11.871



Porsche Motorsport Race Weekend
6 Hours of Nürburgring
Free Practice

Analysis

■ Personal Best ■ Session Best B Crossing the finish line in pit lane

Lap	Time	Sector 1	Sector 2	Sector 3	Kph	Elapsed
4	2:03.615	56.750	44.815	22.050	149.6	9:15.486
5	2:03.755	56.406	45.109	22.240	149.4	11:19.241
6	2:09.902B	56.220	45.844	27.838	142.4	13:29.143
7	4:55.797	3:47.150	45.897	22.750	62.5	18:24.940
8	2:09.818	57.202	49.132	23.484	142.5	20:34.758
9	2:04.410	56.943	45.137	22.330	148.6	22:39.168
10	2:04.954	57.076	45.503	22.375	148.0	24:44.122
11	2:07.679	59.744	45.504	22.431	144.8	26:51.801
12	2:05.377	57.320	45.169	22.888	147.5	28:57.178
13	2:11.930B	57.354	45.724	28.852	140.2	31:09.108

142 Adam Osieka DEU
Gigaspeed Team Getspeed Performan 991 GT3 Cup

1	2:58.513				103.6	2:58.513
2	2:09.257				143.1	5:07.770
3	2:09.434				142.9	7:17.204
4	10:16.968	9:04.445	49.063	23.460	30.0	17:34.172
5	2:06.053	57.518	46.240	22.295	146.7	19:40.225
6	2:06.587	57.388	46.704	22.495	146.1	21:46.812
7	2:06.398	57.633	46.208	22.557	146.3	23:53.210
8	2:06.631	57.545	46.358	22.728	146.0	25:59.841
9	2:07.303	57.523	46.614	23.166	145.3	28:07.144
10	2:18.697	1:05.915	49.108	23.674	133.3	30:25.841

150 Hans Wehrmann, Dr. DEU
Certina Racing powered by Herberth N 991 GT3 Cup

1	3:33.036	2:20.373	48.388	24.275	86.8	3:33.036
2	2:11.681	1:00.983	47.606	23.092	140.4	5:44.717
3	2:10.715	59.939	47.594	23.182	141.5	7:55.432
4	2:10.117	59.070	47.828	23.219	142.1	10:05.549
5	2:10.175	59.511	47.500	23.164	142.1	12:15.724
6	2:08.560	58.595	46.904	23.061	143.8	14:24.284
7	2:08.322	58.685	46.731	22.906	144.1	16:32.606
8	2:17.052B	58.499	47.083	31.470	134.9	18:49.658
9	3:59.099	2:49.289	46.868	22.942	77.3	22:48.757
10	2:08.956	59.405	46.694	22.857	143.4	24:57.713
11	2:08.368	58.643	46.785	22.940	144.1	27:06.081
12	2:07.708	58.455	46.508	22.745	144.8	29:13.789
13	2:09.373	58.255	47.797	23.321	142.9	31:23.162

152 Alexander Markin RUS
Dupré Motorsport Engineering 991 GT3 Cup

1	3:41.184	2:23.532	52.140	25.512	83.6	3:41.184
2	2:20.596	1:04.667	50.597	25.332	131.5	6:01.780
3	2:17.909	1:02.880	49.879	25.150	134.1	8:19.689
4	2:26.424B	1:01.629	51.679	33.116	126.3	10:46.113
5	3:19.776	2:05.361	49.535	24.880	92.6	14:05.889
6	2:17.407	1:01.211	50.020	26.176	134.6	16:23.296
7	2:15.893	1:01.560	49.806	24.527	136.1	18:39.189
8	2:18.781	1:01.109	48.972	28.700	133.3	20:57.970
9	2:16.566	1:02.745	49.481	24.340	135.4	23:14.536
10	2:14.177	1:01.416	48.343	24.418	137.8	25:28.713
11	2:13.125	1:00.505	48.381	24.239	138.9	27:41.838
12	2:15.657	1:01.939	49.346	24.372	136.3	29:57.495
13	2:20.519	1:03.137	49.743	27.639	131.6	32:18.014

167 Christoph Dupré DEU
Dupré Motorsport Engineering 991 GT3 Cup

1	3:23.056	2:09.042	49.929	24.085	91.1	3:23.056
2	2:11.434	1:01.558	47.112	22.764	140.7	5:34.490
3	2:08.624	58.176	47.368	23.080	143.8	7:43.114
4	2:14.275B	58.440	47.547	28.288	137.7	9:57.389
5	3:43.338	2:35.031	45.749	22.558	82.8	13:40.727
6	2:06.087	57.557	45.971	22.559	146.7	15:46.814
7	2:12.937B	58.153	45.971	28.813	139.1	17:59.751
8	3:54.350	2:45.579	46.132	22.639	78.9	21:54.101
9	2:06.783	57.932	46.040	22.811	145.9	24:00.884
10	2:06.399	57.915	45.759	22.725	146.3	26:07.283
11	2:11.512B	57.743	45.760	28.009	140.6	28:18.795

168 Georgi Donchev BGR
Schütz Motorsport 991 GT3 Cup

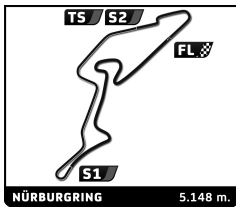
1	3:41.184	2:24.059	52.421	24.704	83.6	3:41.184
2	2:11.038	59.338	47.398	24.302	141.1	5:52.222
3	2:08.645	58.532	47.090	23.023	143.8	8:00.867
4	2:17.271B	58.375	47.268	31.628	134.7	10:18.138
5	3:31.136	2:21.828	46.384	22.924	87.6	13:49.274
6	2:08.369	58.244	46.588	23.537	144.1	15:57.643
7	2:08.604	58.804	46.996	22.804	143.8	18:06.247
8	2:08.295	58.126	47.344	22.825	144.1	20:14.542
9	2:08.448	58.785	46.934	22.729	144.0	22:22.990
10	2:09.452	58.757	47.291	23.404	142.9	24:32.442
11	2:08.619	58.311	47.567	22.741	143.8	26:41.061
12	2:08.922	59.008	47.105	22.809	143.4	28:49.983
13	2:09.189	58.395	47.832	22.962	143.1	30:59.172

174 Roland Werft DEU
991 GT3 Cup MR

1	3:05.697	1:50.181	50.960	24.556	99.6	3:05.697
2	2:14.392	1:01.632	49.145	23.615	137.6	5:20.089
3	2:13.446	1:01.322	48.236	23.888	138.6	7:33.535
4	2:11.459	59.534	48.170	23.755	140.7	9:44.994
5	2:27.039B	1:00.900	49.432	36.707	125.8	12:12.033
6	4:03.632	2:52.493	47.725	23.414	75.9	16:15.665
7	2:11.641	59.881	47.924	23.836	140.5	18:27.306
8	2:12.384	59.514	48.737	24.133	139.7	20:39.690
9	2:12.835	1:00.066	49.000	23.769	139.2	22:52.525
10	2:10.903	59.764	47.854	23.285	141.3	25:03.428
11	2:12.286	1:00.068	48.128	24.090	139.8	27:15.714
12	2:11.079	59.703	48.333	23.043	141.1	29:26.793
13	2:10.298	59.556	47.445	23.297	141.9	31:37.091

194 Heiner Immig DEU
Konrad Motorsport 997 GT3 Cup

1	3:20.385	2:03.034	51.588	25.763	92.3	3:20.385
2	2:16.318	1:02.419	49.783	24.116	135.7	5:36.703
3	2:16.042	1:01.837	48.584	25.621	135.9	7:52.745
4	2:11.982	1:00.635	47.580	23.767	140.1	10:04.727
5	2:15.123	1:01.123	49.085	24.915	136.9	12:19.850
6	2:13.384	1:01.111	48.199	24.074	138.6	14:33.234
7	2:26.380B	1:00.835	48.697	36.848	126.3	16:59.614
8	4:16.295	3:03.064	49.124	24.107	72.2	21:15.909



Porsche Motorsport Race Weekend
6 Hours of Nürburgring
Free Practice

Analysis

■ Personal Best ■ Session Best B Crossing the finish line in pit lane

Lap	Time	Sector 1	Sector 2	Sector 3	Kph	Elapsed
9	2:12.599	1:00.412	48.415	23.772	139.5	23:28.508
10	2:11.496	1:00.017	48.015	23.464	140.6	25:40.004
11	2:12.206	1:00.484	47.875	23.847	139.9	27:52.210
12	2:12.494	1:00.555	48.319	23.620	139.6	30:04.704

201 **Holger Harmsen** DEU
Attempo Racing 991 GT3 Cup

1	3:24.266	2:10.272	50.510	23.484	90.5	3:24.266
2	2:13.433	1:01.306	48.898	23.229	138.6	5:37.699
3	2:11.885	59.748	48.897	23.240	140.2	7:49.584
4	2:10.347	58.949	48.162	23.236	141.9	9:59.931
5	2:09.326	58.827	47.286	23.213	143.0	12:09.257
6	2:21.111 B	59.117	47.580	23.414	131.1	14:30.368
7	4:50.469	3:38.783	48.272	23.414	63.7	19:20.837
8	2:10.158	59.094	47.895	23.169	142.1	21:30.995
9	2:11.652	1:00.406	48.096	23.150	140.5	23:42.647
10	2:10.368	59.675	47.506	23.187	141.9	25:53.015
11	2:13.675	59.190	48.830	25.655	138.3	28:06.690
12	2:11.288	59.190	48.604	23.494	140.9	30:17.978

229 **Reiner Lahrem** DEU
997 GT3 Cup

1	3:54.710	2:34.733	53.886	26.091	78.8	3:54.710
2	2:25.049	1:07.211	52.255	25.583	127.5	6:19.759
3	2:23.108	1:04.686	52.621	25.801	129.2	8:42.867
4	2:24.795	1:05.446	52.326	27.023	127.7	11:07.662
5	2:19.128	1:02.099	51.558	25.471	132.9	13:26.790
6	2:18.585	1:03.002	50.759	24.824	133.4	15:45.375
7	2:17.705	1:03.581	49.813	24.311	134.3	18:03.080
8	2:20.773	1:06.177	49.946	24.650	131.4	20:23.853
9	2:24.533	1:07.779	51.818	24.936	128.0	22:48.386
10	6:20.551	1:02.803	52.687	4:25.061	48.6	29:08.937
11	2:17.578	1:02.560	50.168	24.850	134.4	31:26.515

254 **Hugo Nuss** DEU
Cartech Motorsport 991 GT3 Cup

1	3:22.294	2:06.496	51.208	24.590	91.4	3:22.294
2	2:18.134	1:04.839	49.307	23.988	133.9	5:40.428
3	2:13.627	1:00.317	49.565	23.745	138.4	7:54.055
4	2:12.782	1:00.098	49.136	23.548	139.3	10:06.837
5	2:12.692	59.860	48.852	23.980	139.4	12:19.529
6	2:23.792 B	59.484	48.173	36.135	128.6	14:43.321
7	3:43.645	2:30.778	48.993	23.874	82.7	18:26.966
8	2:15.099	1:00.828	48.600	25.671	136.9	20:42.065
9	2:10.881	59.549	47.839	23.493	141.3	22:52.946
10	2:11.682	59.870	48.452	23.360	140.4	25:04.628
11	2:12.991	1:00.042	49.284	23.665	139.1	27:17.619
12	2:12.889	1:00.278	48.627	23.984	139.2	29:30.508
13	2:10.834	59.638	47.769	23.427	141.3	31:41.342

902 **Thomas Preining** AUT
Konrad Motorsport 911 GT3 Cup (Gen. II)

1	2:54.517	1:43.795	47.653	23.069	106.0	2:54.517
2	2:07.748	58.409	46.278	23.061	144.8	5:02.265
3	2:05.230	57.655	45.633	21.942	147.7	7:07.495
4	2:04.148	56.927	45.404	21.817	149.0	9:11.643
5	2:04.279	56.837	45.418	22.024	148.8	11:15.922

6	2:10.995 B	56.415	46.037	28.543	141.2	13:26.917
7	5:23.825	4:16.604	45.147	22.074	57.1	18:50.742
8	2:07.446	56.566	45.933	24.947	145.1	20:58.188
9	2:04.080	56.896	45.281	21.903	149.0	23:02.268
10	2:05.252	56.540	46.355	22.357	147.6	25:07.520
11	2:04.801	56.738	46.035	22.028	148.2	27:12.321
12	2:03.650	56.389	45.417	21.844	149.6	29:15.971
13	2:04.540	56.228	46.338	21.974	148.5	31:20.511

906 **Carlos Rivas** LUX
Black Falcon 911 GT3 Cup (Gen. II)

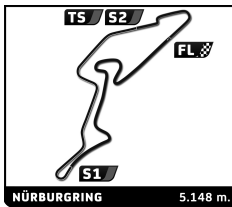
1	2:40.351	1:30.865	46.898	22.588	115.3	2:40.351
2	2:06.667	58.424	46.289	21.954	146.0	4:47.018
3	2:06.553	57.918	46.130	22.505	146.1	6:53.571
4	2:06.239	57.913	45.770	22.556	146.5	8:59.810
5	2:05.926	57.477	45.827	22.622	146.9	11:05.736
6	2:07.152	57.905	45.841	23.406	145.4	13:12.888
7	2:13.566 B	57.323	45.800	30.443	138.5	15:26.454
8	4:09.529	3:00.897	45.977	22.655	74.1	19:35.983
9	2:07.143	58.729	45.798	22.616	145.5	21:43.126
10	2:07.849	57.744	46.631	23.474	144.6	23:50.975
11	2:06.918	57.174	45.569	24.175	145.7	25:57.893
12	2:07.922	57.567	45.801	24.554	144.6	28:05.815
13	2:06.178	57.689	46.063	22.426	146.6	30:11.993

909 **Wolf Nathan** NLD
Raceunion Huber Racing 911 GT3 Cup (Gen. II)

1	2:36.291	1:26.622	46.939	22.730	118.3	2:36.291
2	2:07.477	58.825	46.040	22.612	145.1	4:43.768
3	2:05.678	57.294	45.801	22.583	147.1	6:49.446
4	2:05.169	57.413	45.583	22.173	147.7	8:54.615
5	2:05.937	57.430	45.833	22.674	146.8	11:00.552
6	2:15.924 B	58.004	47.792	30.128	136.1	13:16.476
7	6:13.537	5:01.885	48.536	23.116	49.5	19:30.013
8	2:07.487	58.164	46.696	22.627	145.1	21:37.500
9	2:05.758	57.885	45.671	22.202	147.1	23:43.258
10	2:05.312	57.728	45.520	22.064	147.6	25:48.570
11	2:05.246	57.415	45.544	22.287	147.7	27:53.816
12	2:06.079	58.066	45.858	22.155	146.7	29:59.895
13	2:05.653	57.857	45.781	22.015	147.2	32:05.548

910 **Larry ten Vorde** NLD
Team Deutsche Post by Project 1 911 GT3 Cup (Gen. II)

1	3:06.619	1:57.696	45.951	22.972	99.1	3:06.619
2	2:05.797	57.948	45.856	21.993	147.0	5:12.416
3	2:03.471	56.357	45.097	22.017	149.8	7:15.887
4	2:04.058	56.915	45.293	21.850	149.1	9:19.945
5	2:03.227	56.675	44.758	21.794	150.1	11:23.172
6	2:09.477 B	57.199	44.699	27.579	142.8	13:32.649
7	4:45.084	3:35.331	47.550	22.203	64.9	18:17.733
8	2:10.922	56.366	52.826	21.730	141.3	20:28.655
9	2:02.369	56.118	44.616	21.635	151.1	22:31.024
10	2:03.107	56.894	44.531	21.682	150.2	24:34.131
11	2:03.558	56.720	44.800	22.038	149.7	26:37.689
12	2:02.040	56.067	44.577	21.396	151.5	28:39.729
13	2:03.052	56.553	44.782	21.717	150.3	30:42.781



Porsche Motorsport Race Weekend
6 Hours of Nürburgring
Free Practice

Analysis

■ Personal Best ■ Session Best B Crossing the finish line in pit lane

Lap	Time	Sector 1	Sector 2	Sector 3	Kph	Elapsed	Lap	Time	Sector 1	Sector 2	Sector 3	Kph	Elapsed
912 Jörn Schmidt-Staade DEU Cito Pretiosa 911 GT3 Cup (Gen. II)							1	4:35.033	3:23.292	48.513	23.228	67.2	4:35.033
2	2:07.133	58.568	45.997	22.568	145.5	6:30.623	2	2:07.812	59.141	46.199	22.472	144.7	6:42.845
3	2:17.597	57.664	46.048	33.885	134.4	8:48.220	3	2:06.247	57.732	45.978	22.537	146.5	8:49.092
4	2:07.753	58.066	46.053	23.634	144.8	10:55.973	4	2:06.060	57.948	45.636	22.476	146.7	10:55.152
5	2:07.276	57.860	46.050	23.366	145.3	13:03.249	5	2:06.267	57.496	45.761	23.010	146.5	13:01.419
6	2:05.263	57.288	45.516	22.459	147.6	15:08.512	6	2:14.529 B	57.483	45.893	31.153	137.5	15:15.948
7	2:16.713 B	57.937	45.891	32.885	135.3	17:25.225	7	3:33.002	2:24.495	45.974	22.533	86.8	18:48.950
8	4:23.208	3:12.533	47.825	22.850	70.3	21:48.433	8	2:09.721	57.805	46.537	25.379	142.6	20:58.671
9	2:05.685	57.698	45.774	22.213	147.1	23:54.118	9	2:08.434	59.521	45.999	22.914	144.0	23:07.105
10	2:07.077	56.810	45.441	24.826	145.5	26:01.195	10	2:06.165	57.812	45.729	22.624	146.6	25:13.270
11	2:05.024	56.452	44.897	23.675	147.9	28:06.219	11	2:05.881	57.084	45.695	23.102	146.9	27:19.151
12	2:04.130	56.940	44.938	22.252	149.0	30:10.349	12	2:06.271	57.584	46.232	22.455	146.5	29:25.422
							13	2:06.097	57.575	45.677	22.845	146.7	31:31.519
940 Tom Kieffer LUX Black Falcon 911 GT3 Cup (Gen. II)							1	2:39.706	1:29.042	46.691	23.973	115.8	2:39.706
2	2:09.762	59.961	46.707	23.094	142.5	4:49.468	2	2:09.762	59.961	46.707	23.094	142.5	4:49.468
3	2:07.389	58.628	46.032	22.729	145.2	6:56.857	3	2:07.389	58.628	46.032	22.729	145.2	6:56.857
4	2:07.122	58.218	45.931	22.973	145.5	9:03.979	4	2:07.122	58.218	45.931	22.973	145.5	9:03.979
5	2:06.755	57.792	46.305	22.658	145.9	11:10.734	5	2:06.755	57.792	46.305	22.658	145.9	11:10.734
6	2:07.344	58.548	46.039	22.757	145.2	13:18.078	6	2:07.344	58.548	46.039	22.757	145.2	13:18.078
7	2:06.769	58.098	45.821	22.850	145.9	15:24.847	7	2:06.769	58.098	45.821	22.850	145.9	15:24.847
8	2:19.094 B	57.862	46.845	34.387	133.0	17:43.941	8	2:19.094 B	57.862	46.845	34.387	133.0	17:43.941
9	5:15.142	4:04.967	47.093	23.082	58.7	22:59.083	9	5:15.142	4:04.967	47.093	23.082	58.7	22:59.083
10	2:09.634	59.440	47.086	23.108	142.7	25:08.717	10	2:09.634	59.440	47.086	23.108	142.7	25:08.717
11	2:06.694	57.496	46.394	22.804	146.0	27:15.411	11	2:06.694	57.496	46.394	22.804	146.0	27:15.411
12	2:06.537	57.373	45.904	23.260	146.1	29:21.948	12	2:06.537	57.373	45.904	23.260	146.1	29:21.948
13	2:06.289	57.638	45.860	22.791	146.4	31:28.237	13	2:06.289	57.638	45.860	22.791	146.4	31:28.237
953 Christian Kosch LUX Black Falcon 911 GT3 Cup (Gen. II)							1	2:51.914	1:30.658	56.588	24.668	107.6	2:51.914
2	2:11.692	59.551	47.147	24.994	140.4	5:03.606	2	2:11.692	59.551	47.147	24.994	140.4	5:03.606
3	2:12.022	1:00.983	46.750	24.289	140.1	7:15.628	3	2:12.022	1:00.983	46.750	24.289	140.1	7:15.628
4	2:12.970	59.539	47.358	26.073	139.1	9:28.598	4	2:12.970	59.539	47.358	26.073	139.1	9:28.598
5	2:07.546	58.132	46.053	23.361	145.0	11:36.144	5	2:07.546	58.132	46.053	23.361	145.0	11:36.144
6	2:06.781	57.737	46.122	22.922	145.9	13:42.925	6	2:06.781	57.737	46.122	22.922	145.9	13:42.925
7	2:21.076 B	57.525	45.899	37.652	131.1	16:04.001	7	2:21.076 B	57.525	45.899	37.652	131.1	16:04.001
8	7:24.171 B	6:02.581	50.409	31.181	41.6	23:28.172	8	7:24.171 B	6:02.581	50.409	31.181	41.6	23:28.172
922 Peter Scheufen DEU Cito Pretiosa 911 GT3 Cup (Gen. II)							1	4:32.966	3:07.578	49.853	35.535	67.7	4:32.966
2	3:31.835 B	1:43.149	1:13.468	35.218	87.3	8:04.801	2	3:31.835 B	1:43.149	1:13.468	35.218	87.3	8:04.801
3	4:33.310 B	2:48.748	1:11.257	33.305	67.7	12:38.111	3	4:33.310 B	2:48.748	1:11.257	33.305	67.7	12:38.111
4	8:23.101 B	6:06.696	1:24.890	51.515	36.8	21:01.212	4	8:23.101 B	6:06.696	1:24.890	51.515	36.8	21:01.212
5	8:33.115 B	6:56.830	59.454	36.831	36.0	29:34.327	5	8:33.115 B	6:56.830	59.454	36.831	36.0	29:34.327
933 Stefan Rehkopf DEU Cito Pretiosa 911 GT3 Cup (Gen. II)													