

Porsche Motorsport Race Weekend

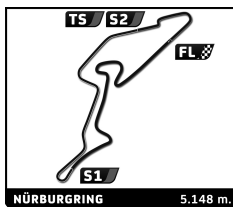
6 Hours of Nürburgring

Race 1

Analysis

■ Personal Best ■ Session Best B Crossing the finish line in pit lane

Lap	Time	Sector 1	Sector 2	Sector 3	Kph	Elapsed	Lap	Time	Sector 1	Sector 2	Sector 3	Kph	Elapsed
29 Andreas Szczepansky DEU							991 GT3 Cup						
1	2:13.569	1:04.007	47.085	22.477	138.5	2:13.569	13	2:13.591	1:00.406	49.251	23.934	138.4	28:53.897
2	2:09.075	57.948	46.044	25.083	143.3	4:22.644	14	2:13.380	1:00.515	49.100	23.765	138.7	31:07.277
3	2:06.540	58.165	46.019	22.356	146.1	6:29.184							
4	2:06.515	58.078	45.743	22.694	146.2	8:35.699							
5	2:05.844	57.587	45.767	22.490	147.0	10:41.543							
6	2:05.804	57.691	45.569	22.544	147.0	12:47.347							
7	2:05.916	57.629	45.732	22.555	146.9	14:53.263							
8	2:05.177	57.246	45.569	22.362	147.7	16:58.440							
9	2:05.417	57.209	45.731	22.477	147.5	19:03.857							
10	2:05.496	57.328	45.662	22.506	147.4	21:09.353							
11	2:05.393	57.438	45.583	22.372	147.5	23:14.746							
12	2:05.483	57.603	45.373	22.507	147.4	25:20.229							
13	2:07.068	57.729	46.521	22.818	145.5	27:27.297							
14	2:06.182	57.585	46.029	22.568	146.6	29:33.479							
15	2:08.227	59.204	46.251	22.772	144.2	31:41.706							
66 Jürgen Häring DEU							991 GT3 R						
Herberth Motorsport													
1	2:04.207	56.855	45.025	22.327	148.9	2:04.207							
2	2:03.912	56.255	44.836	22.821	149.2	4:08.119							
3	2:02.466	55.954	44.522	21.990	151.0	6:10.585							
4	2:02.014	55.613	44.387	22.014	151.6	8:12.599							
5	2:02.136	55.567	44.493	22.076	151.4	10:14.735							
6	2:01.832	55.682	44.176	21.974	151.8	12:16.567							
7	2:01.978	55.647	44.304	22.027	151.6	14:18.545							
8	2:01.903	55.741	44.130	22.032	151.7	16:20.448							
9	2:01.989	55.669	44.372	21.948	151.6	18:22.437							
10	2:03.949	55.659	46.137	22.153	149.2	20:26.386							
11	2:02.895	56.169	44.739	21.987	150.5	22:29.281							
12	2:02.538	56.019	44.477	22.042	150.9	24:31.819							
13	2:02.834	55.927	44.812	22.095	150.6	26:34.653							
14	2:03.029	55.679	45.221	22.129	150.3	28:37.682							
15	2:02.505	55.916	44.589	22.000	151.0	30:40.187							
54 Michael Essmann DEU							997 GT3 Cup						
APC - Motorsport - Team													
1	2:22.096	1:10.088	46.921	25.087	130.1	2:22.096							
2	2:08.553	58.801	46.333	23.419	143.9	4:30.649							
3	2:07.914	58.771	46.452	22.691	144.6	6:38.563							
4	2:07.502	58.003	46.219	23.280	145.0	8:46.065							
5	2:06.981	58.137	46.167	22.677	145.6	10:53.046							
6	2:08.159	59.103	46.089	22.967	144.3	13:01.205							
7	2:06.757	57.935	46.194	22.628	145.9	15:07.962							
8	2:07.203	57.937	46.111	23.155	145.4	17:15.165							
9	2:07.152	57.954	46.493	22.705	145.4	19:22.317							
10	2:07.258	58.218	46.202	22.838	145.3	21:29.575							
11	2:07.550	58.597	46.188	22.765	145.0	23:37.125							
12	2:08.166	59.087	46.371	22.708	144.3	25:45.291							
13	2:06.864	58.003	45.984	22.877	145.8	27:52.155							
14	2:07.303	58.171	46.259	22.873	145.3	29:59.458							
15	2:08.151	58.623	46.261	23.267	144.3	32:07.609							
72 Jürgen Papadopoulos DEU							991 GT3 Cup						
Black Falcon Team TMD Friction													
1	2:30.364	1:18.139	48.491	23.734	123.0	2:30.364							
2	2:11.991	59.903	48.505	23.583	140.1	4:42.355							
3	2:11.639	1:00.066	48.303	23.270	140.5	6:53.994							
4	2:12.388	1:00.364	48.347	23.677	139.7	9:06.382							
5	2:12.193	59.855	48.444	23.894	139.9	11:18.575							
6	2:11.093	59.562	48.040	23.491	141.1	13:29.668							
7	2:11.961	1:00.324	47.876	23.761	140.1	15:41.629							
8	2:09.855	59.316	47.348	23.191	142.4	17:51.484							
9	2:11.001	59.998	47.663	23.340	141.2	20:02.485							
74 Ulrich Berg DEU							991 GT3 Cup						
Gigaspeed Team Getspeed Performan													
1	2:26.883	1:15.602	47.667	23.614	125.9	2:26.883							
2	2:09.478	58.894	47.069	23.515	142.8	4:36.361							
3	2:09.611	59.095	47.162	23.354	142.7	6:45.972							
4	2:08.410	58.628	46.589	23.193	144.0	8:54.382							
5	2:08.064	58.507	46.523	23.034	144.4	11:02.446							
6	2:08.799	58.663	46.797	23.339	143.6	13:11.245							
7	2:10.111	58.560	48.126	23.425	142.1	15:21.356							
8	2:09.415	58.925	46.827	23.663	142.9	17:30.771							
9	2:08.806	58.413	47.080	23.313	143.6	19:39.577							
10	2:09.641	59.084	47.046	23.511	142.6	21:49.218							
11	2:10.917	58.691	46.977	25.249	141.3	24:00.135							
12	2:08.790	58.605	46.536	23.649	143.6	26:08.925							
13	2:10.126	59.073	47.385	23.668	142.1	28:19.051							
14	2:09.194	58.741	47.142	23.311	143.1	30:28.245							
15	2:09.140	58.430	47.333	23.377	143.2	32:37.385							
87 Sören Spreng DEU							991 GT3 Cup						
Black Falcon Team TMD Friction													
1	2:15.973	1:04.327	48.901	22.745	136.0	2:15.973							
2	2:07.051	57.363	46.315	23.373	145.6	4:23.024							
3	2:06.747	58.233	45.924	22.590	145.9	6:29.771							
4	2:08.782	1:00.763	45.406	22.613	143.6	8:38.553							



Porsche Motorsport Race Weekend
6 Hours of Nürburgring
Race 1

Analysis

■ Personal Best ■ Session Best B Crossing the finish line in pit lane

Lap	Time	Sector 1	Sector 2	Sector 3	Kph	Elapsed
11	2:03.180	55.978	45.215	21.987	150.1	22:40.763
12	2:02.356	55.683	44.718	21.955	151.1	24:43.119
13	2:02.162	55.919	44.336	21.907	151.4	26:45.281
14	2:03.006	56.004	44.709	22.293	150.3	28:48.287
15	2:03.000	56.057	45.138	21.805	150.4	30:51.287

129 Achim Dietrich DEU
997 GT3 Cup

1	2:34.031	1:20.627	49.157	24.247	120.1	2:34.031
2	2:14.746	1:01.124	49.021	24.601	137.2	4:48.777
3	2:15.650	1:01.396	49.283	24.971	136.3	7:04.427
4	2:13.728	1:00.415	48.743	24.570	138.3	9:18.155
5	2:14.808	1:01.363	48.981	24.464	137.2	11:32.963
6	2:13.789	1:00.621	48.808	24.360	138.2	13:46.752
7	2:13.924	1:00.584	49.054	24.286	138.1	16:00.676
8	2:13.708	1:00.667	48.808	24.233	138.3	18:14.384
9	2:14.674	1:00.223	49.781	24.670	137.3	20:29.058
10	2:15.756	1:02.127	49.471	24.158	136.2	22:44.814
11	2:16.151	1:03.232	49.063	23.856	135.8	25:00.965
12	2:16.487	1:01.780	49.552	25.155	135.5	27:17.452
13	2:14.854	1:00.775	49.614	24.465	137.1	29:32.306
14	2:15.534	1:02.253	49.134	24.147	136.4	31:47.840

142 Adam Osieka DEU
Gigaspeed Team Getspeed Performan 991 GT3 Cup

1	2:10.577	1:02.318	45.502	22.757	141.6	2:10.577
2	2:04.833	57.331	45.269	22.233	148.1	4:15.410
3	2:05.137	56.417	45.712	23.008	147.8	6:20.547
4	2:06.038	56.662	45.604	23.772	146.7	8:26.585
5	2:05.636	57.157	45.847	22.632	147.2	10:32.221
6	2:05.795	57.479	45.719	22.597	147.0	12:38.016
7	2:05.251	56.754	45.747	22.750	147.6	14:43.267
8	2:05.238	57.247	45.450	22.541	147.7	16:48.505
9	2:05.348	56.764	45.953	22.631	147.5	18:53.853
10	2:04.431	56.574	45.436	22.421	148.6	20:58.284
11	2:04.670	56.870	45.227	22.573	148.3	23:02.954
12	2:04.985	57.191	45.465	22.329	148.0	25:07.939
13	2:05.262	56.701	46.062	22.499	147.6	27:13.201
14	2:05.774	57.306	45.924	22.544	147.0	29:18.975
15	2:05.951	57.549	45.919	22.483	146.8	31:24.926

150 Hans Wehrmann, Dr. DEU
Certina Racing powered by Herberth M 991 GT3 Cup

1	2:17.410	1:05.765	48.535	23.110	134.6	2:17.410
2	2:06.946	58.211	45.937	22.798	145.7	4:24.356
3	2:06.614	57.834	46.127	22.653	146.1	6:30.970
4	2:06.505	57.870	45.946	22.689	146.2	8:37.475
5	2:07.152	57.668	45.940	23.544	145.4	10:44.627
6	2:06.505	57.875	45.804	22.826	146.2	12:51.132
7	2:07.575	57.873	46.226	23.476	145.0	14:58.707
8	2:08.261	59.335	46.236	22.690	144.2	17:06.968
9	2:06.850	57.843	45.953	23.054	145.8	19:13.818
10	2:07.372	57.731	45.970	23.671	145.2	21:21.190
11	2:07.038	58.386	45.894	22.758	145.6	23:28.228
12	2:07.071	58.171	46.009	22.891	145.5	25:35.299
13	2:08.420	58.045	46.826	23.549	144.0	27:43.719
14	2:07.285	58.190	46.137	22.958	145.3	29:51.004

152 Alexander Markin RUS
Dupré Motorsport Engineering 991 GT3 Cup

1	2:27.724	1:16.601	47.770	23.353	125.2	2:27.724
2	2:11.355	59.937	47.932	23.486	140.8	4:39.079
3	2:10.530	59.534	47.661	23.335	141.7	6:49.609
4	2:10.669	59.693	47.649	23.327	141.5	9:00.278
5	2:10.492	59.675	47.620	23.197	141.7	11:10.770
6	2:10.979	59.698	48.029	23.252	141.2	13:21.749
7	2:10.930	59.627	47.888	23.415	141.2	15:32.679
8	2:11.413	59.376	48.607	23.430	140.7	17:44.092
9	2:10.662	59.695	47.454	23.513	141.5	19:54.754
10	2:11.277	1:00.210	47.690	23.377	140.9	22:06.031
11	2:10.680	59.594	47.607	23.479	141.5	24:16.711
12	2:11.723	59.747	48.284	23.692	140.4	26:28.434
13	2:11.997	1:00.113	48.335	23.549	140.1	28:40.431
14	2:14.022	1:00.976	48.936	24.110	138.0	30:54.453

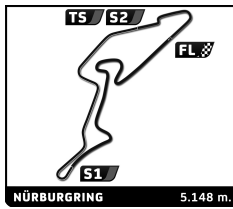
167 Christoph Dupré DEU
Dupré Motorsport Engineering 991 GT3 Cup

1	2:12.431	1:02.812	46.726	22.893	139.6	2:12.431
2	2:14.199	58.292	46.204	29.703	137.8	4:26.630
3	2:05.893	57.602	45.866	22.425	146.9	6:32.523
4	2:05.451	57.320	45.828	22.303	147.4	8:37.974
5	2:06.315	57.465	45.712	23.138	146.4	10:44.289
6	2:06.101	57.752	45.827	22.522	146.7	12:50.390
7	2:06.160	57.784	45.717	22.659	146.6	14:56.550
8	2:07.797	58.453	46.710	22.634	144.7	17:04.347
9	2:07.312	57.946	46.624	22.742	145.3	19:11.659
10	2:07.076	58.255	46.201	22.620	145.5	21:18.735
11	2:06.589	58.131	45.896	22.562	146.1	23:25.324
12	2:06.774	58.248	46.029	22.497	145.9	25:32.098
13	2:07.412	58.394	46.264	22.754	145.1	27:39.510
14	2:07.585	58.361	46.528	22.696	144.9	29:47.095
15	2:08.148	58.714	46.494	22.940	144.3	31:55.243

168 Georgi Donchev BGR
Schütz Motorsport 991 GT3 Cup

1	2:19.632	1:06.307	49.828	23.497	132.4	2:19.632
2	2:09.446	59.181	46.385	23.880	142.9	4:29.078
3	2:07.081	57.893	46.490	22.698	145.5	6:36.159
4	2:09.439	1:00.074	46.462	22.903	142.9	8:45.598
5	2:07.141	58.274	46.164	22.703	145.5	10:52.739
6	2:07.292	58.428	46.221	22.643	145.3	13:00.031
7	2:07.381	58.013	46.672	22.696	145.2	15:07.412
8	2:07.338	57.976	46.532	22.830	145.2	17:14.750
9	2:07.334	57.910	46.696	22.728	145.2	19:22.084
10	2:08.898	59.388	46.574	22.936	143.5	21:30.982
11	2:07.700	58.409	46.488	22.803	144.8	23:38.682
12	2:08.270	58.385	47.003	22.882	144.2	25:46.952
13	2:07.805	58.222	46.800	22.783	144.7	27:54.757
14	2:07.672	58.481	46.636	22.555	144.8	30:02.429
15	2:08.389	58.706	46.465	23.218	144.0	32:10.818

174 Roland Werft DEU
991 GT3 Cup MR



Porsche Motorsport Race Weekend

6 Hours of Nürburgring

Race 1

Analysis

■ Personal Best ■ Session Best B Crossing the finish line in pit lane

Lap	Time	Sector 1	Sector 2	Sector 3	Kph	Elapsed	Lap	Time	Sector 1	Sector 2	Sector 3	Kph	Elapsed
1	2:21.296	1:08.032	48.575	24.689	130.9	2:21.296	5	2:14.234	1:00.877	49.277	24.080	137.8	11:36.522
2	2:08.867	58.821	46.663	23.383	143.5	4:30.163	6	2:13.724	1:00.770	48.774	24.180	138.3	13:50.246
3	2:10.186	1:00.458	46.933	22.795	142.1	6:40.349	7	2:13.204	1:00.580	48.230	24.394	138.8	16:03.450
4	2:08.325	58.797	46.643	22.885	144.1	8:48.674	8	2:12.835	1:00.139	48.525	24.171	139.2	18:16.285
5	2:07.760	58.604	46.456	22.700	144.7	10:56.434	9	2:14.496	1:00.049	49.133	25.314	137.5	20:30.781
6	2:11.907	59.325	47.717	24.865	140.2	13:08.341	10	2:14.493	1:00.802	49.476	24.215	137.5	22:45.274
7	2:11.212	59.719	48.239	23.254	140.9	15:19.553	11	2:16.526	1:03.100	49.103	24.323	135.5	25:01.800
8	2:07.692	58.511	46.433	22.748	144.8	17:27.245	12	2:16.341	1:02.386	49.699	24.256	135.6	27:18.141
9	2:08.151	58.542	46.629	22.980	144.3	19:35.396	13	2:13.055	1:00.578	48.260	24.217	139.0	29:31.196
10	2:08.539	58.626	47.100	22.813	143.9	21:43.935	14	2:14.676	1:01.102	48.868	24.706	137.3	31:45.872

194	Heiner Immig	DEU				
	Konrad Motorsport	997 GT3 Cup				
1	2:29.478	1:17.912	48.146	23.420	123.7	2:29.478
2	2:10.760	59.667	47.824	23.269	141.4	4:40.238
3	2:10.629	59.644	47.670	23.315	141.6	6:50.867
4	2:10.485	59.654	47.412	23.419	141.7	9:01.352
5	2:10.861	59.239	48.278	23.344	141.3	11:12.213
6	2:10.558	59.456	47.794	23.308	141.6	13:22.771
7	2:10.918	59.519	48.054	23.345	141.3	15:33.689
8	2:11.164	59.931	47.781	23.452	141.0	17:44.853
9	2:10.618	59.690	47.634	23.294	141.6	19:55.471
10	2:11.264	1:00.089	47.679	23.496	140.9	22:06.735
11	2:11.265	59.473	48.329	23.463	140.9	24:18.000
12	2:12.154	59.908	48.618	23.628	139.9	26:30.154
13	2:13.706	59.990	49.554	24.162	138.3	28:43.860
14	2:12.336	59.922	48.854	23.560	139.7	30:56.196

201	Holger Harmsen	DEU				
	Attempo Racing	991 GT3 Cup				
1	2:25.426	1:15.176	47.124	23.126	127.2	2:25.426
2	2:08.755	58.280	47.173	23.302	143.6	4:34.181
3	2:09.467	59.550	46.973	22.944	142.8	6:43.648
4	2:08.170	58.177	46.983	23.010	144.3	8:51.818
5	2:08.423	58.413	47.052	22.958	144.0	11:00.241
6	2:08.854	58.029	47.306	23.519	143.5	13:09.095
7	2:11.009	59.681	47.913	23.415	141.2	15:20.104
8	2:08.853	58.689	46.942	23.222	143.5	17:28.957
9	2:08.907	58.090	47.390	23.427	143.5	19:37.864
10	2:10.425	59.023	47.467	23.935	141.8	21:48.289
11	2:10.145	58.628	47.247	24.270	142.1	23:58.434
12	2:09.621	58.655	47.697	23.269	142.7	26:08.055
13	2:09.232	58.313	47.923	22.996	143.1	28:17.287
14	2:08.398	58.274	46.850	23.274	144.0	30:25.685
15	2:08.796	58.245	47.178	23.373	143.6	32:34.481

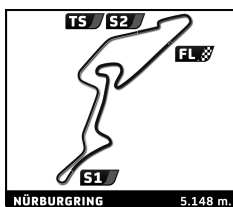
229	Reiner Lahrem	DEU				
		997 GT3 Cup				
1	2:36.239	1:22.096	49.266	24.877	118.4	2:36.239
2	2:15.554	1:01.460	49.946	24.148	136.4	4:51.793
3	2:15.485	1:01.251	49.867	24.367	136.5	7:07.278
4	2:15.010	1:00.750	49.447	24.813	137.0	9:22.288

254	Hugo Nuss	DEU				
	Cartech Motorsport	991 GT3 Cup				
1	2:22.429	1:09.200	47.852	25.377	129.8	2:22.429
2	2:10.343	59.304	47.290	23.749	141.9	4:32.772
3	2:08.364	58.151	47.294	22.919	144.1	6:41.136
4	2:07.985	58.317	46.575	23.093	144.5	8:49.121
5	2:07.930	58.449	46.760	22.721	144.6	10:57.051
6	2:11.661	58.828	47.651	25.182	140.5	13:08.712
7	2:09.388	58.812	47.655	22.921	142.9	15:18.100
8	2:06.519	57.329	46.666	22.524	146.2	17:24.619
9	2:07.750	57.798	46.917	23.035	144.8	19:32.369
10	2:07.952	58.314	46.741	22.897	144.5	21:40.321
11	2:07.497	58.425	46.262	22.810	145.0	23:47.818
12	2:08.284	58.461	46.785	23.038	144.2	25:56.102
13	2:08.359	58.742	46.724	22.893	144.1	28:04.461
14	2:08.377	58.250	47.049	23.078	144.1	30:12.838
15	2:09.504	59.537	46.811	23.156	142.8	32:22.342

902	Thomas Preining	AUT				
	Konrad Motorsport	911 GT3 Cup (Gen. II)				
1	2:06.194	59.361	45.378	21.455	146.5	2:06.194
2	2:03.808	55.911	46.061	21.836	149.4	4:10.002
3	2:02.364	56.143	44.624	21.597	151.1	6:12.366
4	2:02.196	55.913	44.643	21.640	151.3	8:14.562
5	2:02.128	55.994	44.522	21.612	151.4	10:16.690
6	2:02.228	55.828	44.561	21.839	151.3	12:18.918
7	2:02.653	56.317	44.628	21.708	150.8	14:21.571
8	2:02.423	56.069	44.658	21.696	151.1	16:23.994
9	2:02.429	56.062	44.547	21.820	151.1	18:26.423
10	2:02.860	56.294	44.739	21.827	150.5	20:29.283
11	2:03.381	56.718	44.888	21.775	149.9	22:32.664
12	2:03.170	56.581	44.802	21.787	150.1	24:35.834
13	2:03.172	56.143	44.734	22.295	150.1	26:39.006
14	2:02.908	55.987	44.889	22.032	150.5	28:41.914
15	2:03.134	56.220	45.020	21.894	150.2	30:45.048

906	Carlos Rivas	LUX				
	Black Falcon	911 GT3 Cup (Gen. II)				
1	2:29.013	B 1:02.650	53.412	32.951	124.1	2:29.013

909	Wolf Nathan	NLD				
	Raceunion Huber Racing	911 GT3 Cup (Gen. II)				
1	3:01.894	1:53.419	46.274	22.201	101.7	3:01.894
2	2:05.154	57.385	45.529	22.240	147.8	5:07.048
3	2:05.464	57.494	45.812	22.158	147.4	7:12.512
4	2:05.855	57.136	46.670	22.049	146.9	9:18.367



Porsche Motorsport Race Weekend
6 Hours of Nürburgring
Race 1

Analysis

■ Personal Best ■ Session Best B Crossing the finish line in pit lane

Lap	Time	Sector 1	Sector 2	Sector 3	Kph	Elapsed	Lap	Time	Sector 1	Sector 2	Sector 3	Kph	Elapsed
14	2:05.534	57.491	45.638	22.405	147.3	29:31.387							
15	2:04.092	56.949	45.165	21.978	149.0	31:35.479							

940 **Tom Kieffer** LUX
Black Falcon 911 GT3 Cup (Gen. II)

1	2:12.902	1:03.519	46.386	22.997	139.1	2:12.902
2	2:09.231	57.935	46.190	25.106	143.1	4:22.133
3	2:05.614	57.082	46.066	22.466	147.2	6:27.747
4	2:05.321	57.139	45.571	22.611	147.6	8:33.068
5	2:05.612	57.639	45.326	22.647	147.2	10:38.680
6	2:05.436	57.447	45.452	22.537	147.4	12:44.116
7	2:05.192	56.956	45.733	22.503	147.7	14:49.308
8	2:05.069	57.007	45.598	22.464	147.9	16:54.377
9	2:05.580	57.361	45.677	22.542	147.3	18:59.957
10	2:05.024	56.703	45.599	22.722	147.9	21:04.981
11	2:05.112	57.249	45.533	22.330	147.8	23:10.093
12	2:04.931	57.059	45.404	22.468	148.0	25:15.024
13	2:05.722	57.224	45.674	22.824	147.1	27:20.746
14	2:05.931	57.780	45.696	22.455	146.9	29:26.677
15	2:05.102	57.146	45.447	22.509	147.8	31:31.779

953 **Christian Kosch** LUX
Black Falcon 911 GT3 Cup (Gen. II)

1	2:19.829	1:04.374	51.928	23.527	132.3	2:19.829
2	2:07.732	57.785	47.024	22.923	144.8	4:27.561
3	2:05.390	56.978	45.853	22.559	147.5	6:32.951
4	2:06.240	57.942	45.772	22.526	146.5	8:39.191
5	2:06.054	57.162	45.928	22.964	146.7	10:45.245
6	2:07.594	58.655	46.418	22.521	144.9	12:52.839
7	2:06.154	57.863	45.378	22.913	146.6	14:58.993
8	2:06.011	58.325	44.944	22.742	146.8	17:05.004
9	2:05.050	57.293	45.279	22.478	147.9	19:10.054
10	2:04.339	56.859	45.030	22.450	148.7	21:14.393
11	2:04.630	56.627	45.595	22.408	148.4	23:19.023
12	2:05.892	56.836	45.706	23.350	146.9	25:24.915
13	2:04.441	56.814	45.150	22.477	148.6	27:29.356
14	2:04.298	56.872	45.008	22.418	148.8	29:33.654
15	2:04.802	57.345	44.919	22.538	148.2	31:38.456