

Porsche Motorsport Race Weekend
6 Hours of Nürburgring
Race 2

Amended

Analysis

Personal Best Session Best B Crossing the finish line in pit lane

Lap	Time	Sector 1	Sector 2	Sector 3	Kph	Elapsed
7	2:21.253	1:04.416	51.337	25.500	130.9	19:31.075
8	2:23.725	1:06.225	51.512	25.988	128.7	21:54.800
9	2:21.306	1:04.458	51.368	25.480	130.9	24:16.106
10	2:21.362	1:04.677	51.053	25.632	130.8	26:37.468
11	2:21.390	1:04.526	51.107	25.757	130.8	28:58.858
12	2:21.109	1:04.303	51.323	25.483	131.1	31:19.967

96 Bertram Hornung DEU
ADAC Nordbaden 991 GT3 Cup

1	3:55.450	1:46.837	1:28.037	40.576	78.5	3:55.450
2	3:38.193	1:44.861	1:26.306	27.026	84.8	7:33.643
3	2:22.119	1:05.088	51.186	25.845	130.1	9:55.762
4	2:22.509	1:04.933	51.781	25.795	129.8	12:18.271
5	2:20.617	1:04.258	50.916	25.443	131.5	14:38.888
6	2:20.607	1:04.746	50.747	25.114	131.5	16:59.495
7	2:20.128	1:03.816	50.354	25.958	132.0	19:19.623
8	2:18.959	1:03.681	50.250	25.028	133.1	21:38.582
9	2:19.629	1:03.996	50.854	24.779	132.4	23:58.211
10	2:21.023	1:03.983	50.783	26.257	131.1	26:19.234
11	2:20.094	1:04.293	50.769	25.032	132.0	28:39.328
12	2:20.820	1:04.483	51.254	25.083	131.3	31:00.148

99 Arkin Aka DEU
Attempto Racing 991 GT3 R

1	3:46.448	1:38.078	1:27.993	40.377	81.7	3:46.448
2	3:40.462	1:45.143	1:27.983	27.336	83.9	7:26.910
3	2:22.137	1:04.458	52.267	25.412	130.1	9:49.047
4	2:19.774	1:04.376	50.355	25.043	132.3	12:08.821
5	2:18.785	1:03.909	50.156	24.720	133.3	14:27.606
6	2:17.953	1:03.012	50.510	24.431	134.1	16:45.559
7	2:17.066	1:02.646	49.599	24.821	134.9	19:02.625
8	2:17.551	1:02.628	50.107	24.816	134.4	21:20.176
9	2:16.727	1:02.202	49.876	24.649	135.3	23:36.903
10	2:18.497	1:03.246	50.150	25.101	133.5	25:55.400
11	2:18.860	1:03.457	50.716	24.687	133.2	28:14.260
12	2:17.959	1:02.097	49.871	25.991	134.0	30:32.219

100 Bernd Kleinbach DEU
Attempto Racing 991 GT3 Cup

1	4:06.377	2:18.348	1:09.070	38.959	75.1	4:06.377
2	3:38.502	1:43.505	1:26.996	28.001	84.6	7:44.879
3	2:26.344	1:05.995	54.102	26.247	126.4	10:11.223
4	2:25.552	1:06.895	53.068	25.589	127.1	12:36.775
5	2:24.737	1:06.225	52.592	25.920	127.8	15:01.512
6	2:22.834	1:05.593	51.836	25.405	129.5	17:24.346
7	2:22.878	1:05.743	51.491	25.644	129.4	19:47.224
8	2:22.082	1:04.808	51.115	26.159	130.2	22:09.306
9	2:21.415	1:04.275	51.462	25.678	130.8	24:30.721
10	2:21.375	1:04.587	51.106	25.682	130.8	26:52.096
11	2:22.233	1:04.570	51.830	25.833	130.0	29:14.329
12	2:21.513	1:04.535	51.299	25.679	130.7	31:35.842

111 Jens Kempe DEU
APC - Motorsport - Team 991 GT3 Cup

1	4:01.902	1:53.807	1:28.293	39.802	76.4	4:01.902
2	3:37.442	1:43.193	1:27.073	27.176	85.0	7:39.344
3	2:24.292	1:05.739	52.963	25.590	128.2	10:03.636

Lap	Time	Sector 1	Sector 2	Sector 3	Kph	Elapsed
4	2:23.163	1:05.057	52.613	25.493	129.2	12:26.799
5	2:22.788	1:04.775	52.402	25.611	129.5	14:49.587
6	2:22.730	1:04.662	52.088	25.980	129.6	17:12.317
7	2:21.928	1:04.795	51.729	25.404	130.3	19:34.245
8	2:21.121	1:03.942	51.796	25.383	131.0	21:55.366
9	2:21.367	1:04.364	51.516	25.487	130.8	24:16.733
10	2:21.596	1:04.846	51.465	25.285	130.6	26:38.329
11	2:20.834	1:04.192	51.503	25.139	131.3	28:59.163
12	2:21.264	1:04.462	51.503	25.299	130.9	31:20.427

125 Edward Lewis Brauner DEU
Herberth Motorsport 991 GT3 R

1	3:44.367	1:36.350	1:27.756	40.261	82.4	3:44.367
2	3:41.412	1:45.275	1:28.323	27.814	83.5	7:25.779
3	2:20.173	1:03.954	51.062	25.157	131.9	9:45.952
4	2:18.322	1:03.082	50.214	25.026	133.7	12:04.274
5	2:19.597	1:04.199	50.676	24.722	132.5	14:23.871
6	2:18.321	1:03.092	50.246	24.983	133.7	16:42.192
7	2:16.926	1:02.253	49.716	24.957	135.1	18:59.118
8	2:17.318	1:02.877	49.797	24.644	134.7	21:16.436
9	2:17.003	1:02.477	49.740	24.786	135.0	23:33.439
10	2:16.850	1:02.161	50.277	24.412	135.1	25:50.289
11	2:17.766	1:02.379	49.450	25.937	134.2	28:08.055
12	2:18.645	1:02.838	50.616	25.191	133.4	30:26.700

129 Achim Dietrich DEU
997 GT3 Cup

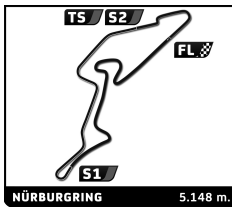
1	4:09.553	1:56.938	1:30.818	41.797	74.1	4:09.553
2	3:41.938	1:44.476	1:26.559	30.903	83.3	7:51.491
3	2:38.349	1:13.096	56.580	28.673	116.8	10:29.840
4	2:30.598	1:08.740	55.116	26.742	122.8	13:00.438
5	2:28.314	1:07.244	54.535	26.535	124.7	15:28.752
6	2:28.691	1:06.310	54.385	27.996	124.4	17:57.443
7	2:28.840	1:07.970	54.201	26.669	124.2	20:26.283
8	2:30.605	1:09.970	53.821	26.814	122.8	22:56.888
9	2:28.444	1:07.280	54.345	26.819	124.6	25:25.332
10	2:31.484	1:09.605	54.988	26.891	122.1	27:56.816
11	2:34.594	1:09.786	57.101	27.707	119.6	30:31.410

142 Adam Osieka DEU
Gigaspeed Team Getspeed Performan 991 GT3 Cup

1	3:48.507	1:40.087	1:27.712	40.708	80.9	3:48.507
2	3:40.071	1:45.471	1:27.519	27.081	84.0	7:28.578
3	2:21.372	1:04.096	51.304	25.972	130.8	9:49.950
4	2:19.493	1:03.851	50.566	25.076	132.6	12:09.443
5	2:19.253	1:03.740	50.504	25.009	132.8	14:28.696
6	2:19.728	1:04.678	50.263	24.787	132.4	16:48.424
7	2:19.082	1:03.268	50.653	25.161	133.0	19:07.506
8	2:19.429	1:03.711	50.743	24.975	132.6	21:26.935
9	2:18.556	1:03.226	50.326	25.004	133.5	23:45.491
10	2:18.574	1:03.378	50.364	24.832	133.5	26:04.065
11	2:19.425	1:03.426	50.404	25.595	132.6	28:23.490
12	2:19.582	1:03.465	50.805	25.312	132.5	30:43.072

150 Hans Wehmann, Dr. DEU
Certina Racing powered by Herberth N 991 GT3 Cup

1	3:56.992	1:48.460	1:28.089	40.443	78.0	3:56.992
---	----------	----------	----------	--------	------	----------



Porsche Motorsport Race Weekend
6 Hours of Nürburgring
Race 2

Amended

Analysis

■ Personal Best ■ Session Best B Crossing the finish line in pit lane

Lap	Time	Sector 1	Sector 2	Sector 3	Kph	Elapsed
2	3:37.327	1:44.347	1:27.030	25.950	85.1	7:34.319
3	2:24.378	1:05.560	52.840	25.978	128.1	9:58.697
4	2:23.944	1:05.463	52.770	25.711	128.5	12:22.641
5	2:24.982	1:06.526	53.068	25.388	127.6	14:47.623
6	2:22.883	1:05.512	52.325	25.046	129.4	17:10.506
7	2:21.078	1:04.678	51.401	24.999	131.1	19:31.584
8	2:20.826	1:04.389	51.391	25.046	131.3	21:52.410
9	2:25.620	1:08.740	51.770	25.110	127.0	24:18.030
10	2:21.662	1:04.407	51.993	25.262	130.5	26:39.692
11	2:21.052	1:04.110	51.565	25.377	131.1	29:00.744
12	2:22.030	1:05.105	51.658	25.267	130.2	31:22.774

152 Alexander Markin RUS
Dupré Motorsport Engineering 991 GT3 Cup

1	4:02.997	1:55.122	1:27.805	40.070	76.1	4:02.997
2	3:37.076	1:42.871	1:26.858	27.347	85.2	7:40.073
3	2:27.772	1:07.512	54.139	26.121	125.1	10:07.845
4	2:28.067	1:07.395	53.526	27.146	124.9	12:35.912
5	2:25.259	1:06.752	52.494	26.013	127.3	15:01.171
6	2:26.994	1:07.082	53.745	26.167	125.8	17:28.165
7	2:27.378	1:06.870	54.592	25.916	125.5	19:55.543
8	2:28.610	1:07.784	54.493	26.333	124.4	22:24.153
9	2:27.436	1:06.851	54.142	26.443	125.4	24:51.589
10	2:28.912	1:06.418	56.284	26.210	124.2	27:20.501
11	2:26.273	1:06.959	53.101	26.213	126.4	29:46.774
12	2:27.694	1:06.653	54.124	26.917	125.2	32:14.468

168 Georgi Donchev BGR
Schütz Motorsport 991 GT3 Cup

1	10:46.476	9:25.425	54.721	26.330	28.6	10:46.476
2	2:25.733	1:06.912	53.084	25.737	126.9	13:12.209
3	2:25.654	1:06.529	53.391	25.734	127.0	15:37.863
4	2:24.107	1:05.531	52.974	25.602	128.3	18:01.970
5	2:25.038	1:05.757	53.220	26.061	127.5	20:27.008
6	2:23.071	1:05.457	52.365	25.249	129.3	22:50.079
7	2:23.335	1:05.158	52.756	25.421	129.0	25:13.414
8	2:25.035	1:05.481	53.163	26.391	127.5	27:38.449
9	2:25.219	1:07.190	52.230	25.799	127.3	30:03.668
10	2:25.006	1:05.471	53.491	26.044	127.5	32:28.674

174 Roland Werft DEU
991 GT3 Cup MR

1	4:07.306	2:21.678	1:06.700	38.928	74.8	4:07.306
2	3:38.046	1:43.436	1:26.871	27.739	84.8	7:45.352
3	2:27.278	1:07.234	53.267	26.777	125.6	10:12.630
4	2:26.196	1:06.574	53.647	25.975	126.5	12:38.826
5	2:26.493	1:06.831	54.017	25.645	126.2	15:05.319
6	2:23.717	1:05.204	52.843	25.670	128.7	17:29.036
7	2:24.938	1:06.311	53.348	25.279	127.6	19:53.974
8	2:25.356	1:05.704	53.241	26.411	127.2	22:19.330
9	2:25.441	1:05.782	53.840	25.819	127.2	24:44.771
10	2:29.055	1:05.898	53.594	29.563	124.1	27:13.826
11	2:24.673	1:05.626	53.243	25.804	127.8	29:38.499
12	2:24.509	1:05.668	52.834	26.007	128.0	32:03.008

194 Heiner Immig DEU
Konrad Motorsport 997 GT3 Cup

Lap	Time	Sector 1	Sector 2	Sector 3	Kph	Elapsed
1	4:04.259	2:01.581	1:22.706	39.972	75.7	4:04.259
2	3:37.379	1:42.900	1:26.656	27.823	85.1	7:41.638
3	2:28.138	1:07.849	54.025	26.264	124.8	10:09.776
4	2:26.567	1:06.663	53.604	26.300	126.2	12:36.343
5	2:29.665	1:08.123	55.566	25.976	123.6	15:06.008
6	2:25.605	1:06.691	53.262	25.652	127.0	17:31.613
7	2:24.833	1:06.108	52.769	25.956	127.7	19:56.446
8	2:28.189	1:07.332	54.273	26.584	124.8	22:24.635
9	2:27.418	1:07.794	52.976	26.648	125.4	24:52.053
10	2:26.442	1:07.245	53.214	25.983	126.3	27:18.495
11	2:25.205	1:07.149	52.294	25.762	127.4	29:43.700
12	2:24.947	1:06.170	53.008	25.769	127.6	32:08.647

201 Holger Harmsen DEU
Attempto Racing 991 GT3 Cup

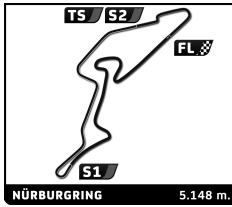
1	4:01.325	1:52.382	1:28.916	40.027	76.6	4:01.325
2	3:37.673	1:43.125	1:27.086	27.462	85.0	7:38.998
3	2:45.357	1:23.420	55.747	26.190	111.8	10:24.355
4	2:27.667	1:06.901	54.491	26.275	125.2	12:52.022
5	2:26.704	1:06.632	53.925	26.147	126.1	15:18.726
6	2:26.574	1:06.107	54.079	26.388	126.2	17:45.300
7	2:29.295	1:08.971	53.903	26.421	123.9	20:14.595
8	2:24.631	1:05.677	53.230	25.724	127.9	22:39.226
9	2:25.103	1:05.670	53.218	26.215	127.4	25:04.329
10	2:24.836	1:05.670	53.428	25.738	127.7	27:29.165
11	2:24.985	1:06.024	53.238	25.723	127.6	29:54.150
12	2:25.169	1:06.257	53.252	25.660	127.4	32:19.319

229 Reiner Lahrem DEU
997 GT3 Cup

1	4:08.482	2:07.813	1:19.457	41.212	74.4	4:08.482
2	3:40.194	1:44.564	1:26.807	28.823	84.0	7:48.676
3	2:30.878	1:08.621	54.702	27.555	122.6	10:19.554
4	2:28.194	1:07.643	53.673	26.878	124.8	12:47.748
5	2:26.926	1:06.760	53.882	26.284	125.9	15:14.674
6	2:30.020	1:07.599	54.783	27.638	123.3	17:44.694
7	2:30.115	1:08.768	53.768	27.579	123.2	20:14.809
8	2:27.794	1:07.424	53.427	26.943	125.1	22:42.603
9	2:27.719	1:07.035	53.801	26.883	125.2	25:10.322
10	2:27.350	1:07.231	53.575	26.544	125.5	27:37.672
11	2:32.375	1:09.470	55.334	27.571	121.4	30:10.047
12	2:29.048	1:07.762	54.278	27.008	124.1	32:39.095

254 Hugo Nuss DEU
Cartech Motorsport 991 GT3 Cup

1	4:05.009	2:17.807	1:08.113	39.089	75.5	4:05.009
2	3:37.911	1:43.245	1:26.512	28.154	84.9	7:42.920
3	2:28.085	1:07.426	54.325	26.334	124.9	10:11.005
4	2:27.344	1:06.921	54.284	26.139	125.5	12:38.349
5	2:25.310	1:06.718	53.140	25.452	127.3	15:03.659
6	2:24.761	1:05.028	53.605	26.128	127.7	17:28.420
7	2:22.423	1:04.630	52.072	25.721	129.8	19:50.843
8	2:21.915	1:04.268	52.119	25.528	130.3	22:12.758
9	2:21.128	1:03.881	51.677	25.570	131.0	24:33.886
10	2:20.700	1:04.080	51.326	25.294	131.4	26:54.586
11	2:21.419	1:04.116	51.865	25.438	130.8	29:16.005
12	2:22.367	1:04.340	52.387	25.640	129.9	31:38.372



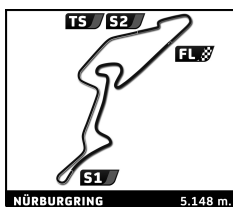
Porsche Motorsport Race Weekend
6 Hours of Nürburgring
Race 2

Amended

Analysis

Personal Best Session Best B Crossing the finish line in pit lane

Lap	Time	Sector 1	Sector 2	Sector 3	Kph	Elapsed	Lap	Time	Sector 1	Sector 2	Sector 3	Kph	Elapsed
902	Thomas Preining AUT Konrad Motorsport 911 GT3 Cup (Gen. II)						10	2:16.163	1:02.358	49.593	24.212	135.8	25:41.453
	1	3:41.796	1:34.174	1:27.012	40.610	83.4	3:41.796						
	2	3:42.032	1:45.856	1:28.001	28.175	83.3	7:23.828						
	3	2:18.061	1:03.309	49.842	24.910	133.9	9:41.889						
	4	2:16.850	1:02.626	49.424	24.800	135.1	11:58.739						
	5	2:16.359	1:02.549	49.440	24.370	135.6	14:15.098						
	6	2:16.157	1:02.571	49.388	24.198	135.8	16:31.255						
	7	2:18.135	1:03.114	50.307	24.714	133.9	18:49.390						
	8	2:18.664	1:04.116	49.611	24.937	133.4	21:08.054						
	9	2:17.176	1:02.665	49.552	24.959	134.8	23:25.230						
	10	2:21.876	1:08.257	49.225	24.394	130.3	25:47.106						
	11	2:16.310	1:02.504	49.383	24.423	135.7	28:03.416						
	12	2:17.092	1:02.835	49.825	24.432	134.9	30:20.508						
912	Jörn Schmidt-Staade DEU Cito Pretiosa 911 GT3 Cup (Gen. II)						11	2:16.271	1:02.229	49.749	24.293	135.7	27:57.724
	1	3:49.041	1:41.748	1:26.671	40.622	80.7	3:49.041						
	2	3:40.415	1:45.753	1:27.402	27.260	83.9	7:29.456						
	3	2:21.812	1:04.441	51.796	25.575	130.4	9:51.268						
	4	2:21.714	1:03.990	51.954	25.770	130.5	12:12.982						
	5	2:23.576	1:06.784	51.200	25.592	128.8	14:36.558						
	6	2:21.697	1:04.841	50.545	26.311	130.5	16:58.255						
	7	2:19.107	1:03.327	50.499	25.281	132.9	19:17.362						
	8	2:18.307	1:03.487	50.183	24.637	133.7	21:35.669						
	9	2:19.199	1:03.918	50.412	24.869	132.9	23:54.868						
	10	2:18.517	1:03.418	50.396	24.703	133.5	26:13.385						
	11	2:22.088	1:06.214	51.026	24.848	130.2	28:35.473						
	12	2:19.429	1:03.880	50.680	24.869	132.6	30:54.902						
913	Wolfgang Triller DEU Raceunion Huber Racing 911 GT3 Cup (Gen. II)						12	2:16.883	1:02.635	49.660	24.588	135.1	30:14.607
	1	3:47.645	1:39.182	1:27.672	40.791	81.2	3:47.645						
	2	3:39.883	1:44.891	1:27.746	27.246	84.1	7:27.528						
	3	2:21.677	1:04.680	51.619	25.378	130.5	9:49.205						
	4	2:18.851	1:03.621	50.354	24.876	133.2	12:08.056						
	5	2:18.971	1:03.946	50.306	24.719	133.1	14:27.027						
	6	2:16.973	1:02.885	49.596	24.492	135.0	16:44.000						
	7	2:16.365	1:02.750	49.057	24.558	135.6	19:00.365						
	8	2:18.161	1:03.124	50.463	24.574	133.9	21:18.526						
	9	2:17.824	1:03.183	49.791	24.850	134.2	23:36.350						
	10	2:18.534	1:03.334	50.051	25.149	133.5	25:54.884						
	11	2:20.167	1:03.619	51.628	24.920	131.9	28:15.051						
	12	2:18.812	1:03.390	50.017	25.405	133.2	30:33.863						
920	Henric Skoog SWE Raceunion Huber Racing 911 GT3 Cup (Gen. II)						10	2:18.517	1:03.418	50.396	24.703	133.5	26:13.385
	1	3:45.181	1:37.010	1:28.030	40.141	82.1	3:45.181						
	2	3:40.850	1:45.302	1:28.030	27.518	83.7	7:26.031						
	3	2:20.418	1:04.143	50.699	25.576	131.7	9:46.449						
	4	2:18.027	1:03.281	50.004	24.742	134.0	12:04.476						
	5	2:17.795	1:03.464	49.813	24.518	134.2	14:22.271						
	6	2:17.544	1:02.871	49.785	24.888	134.5	16:39.815						
	7	2:17.525	1:02.837	49.858	24.830	134.5	18:57.340						
	8	2:17.182	1:02.599	49.815	24.768	134.8	21:14.522						
	9	2:17.336	1:02.602	49.950	24.784	134.7	23:31.858						
	10	2:17.358	1:02.787	49.926	24.645	134.6	25:49.216						
	11	2:17.992	1:02.366	50.219	25.407	134.0	28:07.208						
	12	2:18.740	1:03.271	50.160	25.309	133.3	30:25.948						
909	Wolf Nathan NLD Raceunion Huber Racing 911 GT3 Cup (Gen. II)						11	2:22.088	1:06.214	51.026	24.848	130.2	28:35.473
	1	4:00.003	1:50.878	1:28.994	40.131	77.1	4:00.003						
	2	3:37.300	1:43.476	1:27.282	26.542	85.1	7:37.303						
	3	2:22.304	1:04.795	52.070	25.439	130.0	9:59.607						
	4	2:19.820	1:04.637	51.188	23.995	132.3	12:19.427						
	5	2:32.713	1:16.279	51.339	25.095	121.1	14:52.140						
	6	3:35.936	2:20.530	50.601	24.805	85.6	18:28.076						
	7	2:19.659	1:04.442	50.480	24.737	132.4	20:47.735						
	8	2:18.575	1:03.482	50.327	24.766	133.5	23:06.310						
	9	2:19.280	1:03.650	50.985	24.645	132.8	25:25.590						
	10	2:21.452	1:05.692	50.908	24.852	130.7	27:47.042						
	11	2:18.995	1:03.169	51.267	24.559	133.0	30:06.037						
	12	2:19.816	1:03.464	51.229	25.123	132.3	32:25.853						
910	Larry ten Vorde NLD Team Deutsche Post by Project 1 911 GT3 Cup (Gen. II)						12	2:17.092	1:02.835	49.825	24.432	134.9	30:20.508
	1	3:42.994	1:35.419	1:27.709	39.866	82.9	3:42.994						
	2	3:41.358	1:45.697	1:28.057	27.604	83.5	7:24.352						
	3	2:18.910	1:03.653	50.197	25.060	133.1	9:43.262						
	4	2:16.586	1:02.451	49.318	24.817	135.4	11:59.848						
	5	2:16.428	1:02.686	49.483	24.259	135.6	14:16.276						
	6	2:15.890	1:02.400	49.336	24.154	136.1	16:32.166						
	7	2:17.315	1:02.525	50.125	24.665	134.7	18:49.481						
	8	2:18.694	1:03.833	50.230	24.631	133.3	21:08.175						
	9	2:17.115	1:02.187	50.070	24.858	134.9	23:25.290						
922	Peter Scheufen DEU Cito Pretiosa 911 GT3 Cup (Gen. II)						10	2:16.163	1:02.358	49.593	24.212	135.8	25:41.453
	1	4:13.206	2:10.003	1:21.077	42.126	73.0	4:13.206						
	2	3:39.303	1:44.492	1:26.433	28.378	84.3	7:52.509						
	3	2:28.700	1:08.245	53.756	26.699	124.4	10:21.209						
	4	2:28.346	1:07.980	54.076	26.290	124.7	12:49.555						
	5	2:26.636	1:06.632	53.700	26.304	126.1	15:16.191						
	6	2:23.562	1:06.335	52.199	25.028	128.8	17:39.753						



Porsche Motorsport Race Weekend
6 Hours of Nürburgring
Race 2

Amended

Analysis

■ Personal Best ■ Session Best B Crossing the finish line in pit lane

Lap	Time	Sector 1	Sector 2	Sector 3	Kph	Elapsed	Lap	Time	Sector 1	Sector 2	Sector 3	Kph	Elapsed
7	2:25.247	1:07.134	51.981	26.132	127.3	20:05.000							
8	2:22.112	1:04.876	51.626	25.610	130.1	22:27.112							
9	2:25.670	1:06.357	52.958	26.355	127.0	24:52.782							
10	2:22.060	1:05.854	51.093	25.113	130.2	27:14.842							
11	2:23.869	1:05.532	52.613	25.724	128.5	29:38.711							
12	2:24.528	1:06.070	52.588	25.870	128.0	32:03.239							

933 Stefan Rehkopf DEU
Cito Pretiosa 911 GT3 Cup (Gen. II)

1	3:51.494	1:43.349	1:27.472	40.673	79.9	3:51.494
2	3:39.582	1:45.501	1:27.152	26.929	84.2	7:31.076
3	2:22.746	1:05.566	51.716	25.464	129.6	9:53.822
4	2:20.143	1:04.640	50.673	24.830	132.0	12:13.965
5	2:19.213	1:03.833	50.591	24.789	132.8	14:33.178
6	2:20.280	1:04.339	51.073	24.868	131.8	16:53.458
7	2:19.238	1:03.798	50.720	24.720	132.8	19:12.696
8	2:18.556	1:03.292	50.325	24.939	133.5	21:31.252
9	2:19.725	1:03.553	50.261	25.911	132.4	23:50.977
10	2:18.695	1:03.533	50.422	24.740	133.3	26:09.672
11	2:19.284	1:03.599	50.757	24.928	132.8	28:28.956
12	2:18.972	1:03.437	50.697	24.838	133.1	30:47.928

940 Tom Kieffer LUX
Black Falcon 911 GT3 Cup (Gen. II)

1	3:50.389	1:42.353	1:27.269	40.767	80.3	3:50.389
2	3:40.205	1:45.390	1:27.444	27.371	84.0	7:30.594
3	2:22.822	1:05.233	51.830	25.759	129.5	9:53.416
4	2:24.193	1:06.803	51.659	25.731	128.3	12:17.609
5	2:20.685	1:04.055	51.139	25.491	131.5	14:38.294
6	2:21.635	1:04.498	50.683	26.454	130.6	16:59.929
7	2:20.890	1:04.197	51.324	25.369	131.3	19:20.819
8	2:20.563	1:03.940	51.175	25.448	131.6	21:41.382
9	2:19.929	1:03.668	51.054	25.207	132.2	24:01.311
10	2:20.583	1:04.035	51.458	25.090	131.5	26:21.894
11	2:20.449	1:04.247	50.904	25.298	131.7	28:42.343

953 Christian Kosch LUX
Black Falcon 911 GT3 Cup (Gen. II)

1	3:53.349	1:44.792	1:27.840	40.717	79.3	3:53.349
2	3:38.407	1:45.003	1:26.810	26.594	84.7	7:31.756
3	2:23.351	1:05.868	51.304	26.179	129.0	9:55.107
4	2:23.650	1:06.063	51.757	25.830	128.7	12:18.757