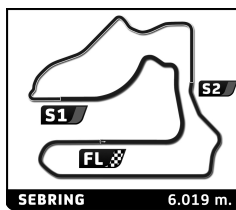


FIA WEC 1000 Miles of Sebring Race

Pit Stop Analysis

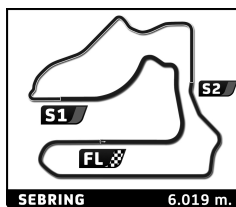
Nr.	In Time	In Driver	Out Time	Out Driver	Pit Time	T. Pit Time	Nr.	In Time	In Driver	Out Time	Out Driver	Pit Time	T. Pit Time
1	Rebellion Racing Rebellion R13 - Gibson LMP1						8 21:40:20.107 S. BUEMI 21:41:29.319 F. ALONSO 1:09.212 9:09.815 9 22:21:43.979 F. ALONSO 22:22:54.376 F. ALONSO 1:10.397 10:20.212 10 23:03:10.706 F. ALONSO 23:04:20.900 K. NAKAJIMA 1:10.194 11:30.406 11 23:38:07.351 K. NAKAJIMA 23:39:23.290 K. NAKAJIMA 1:15.939 12:46.345 12 23:43:32.747 K. NAKAJIMA 23:44:50.166 K. NAKAJIMA 1:17.419 14:03.764						
	1	16:08:06.876	B. SENNA	16:16:37.066	B. SENNA	8:30.190		8:30.190					
	2	16:55:58.857	B. SENNA	16:57:17.704	M. BECHE	1:18.847		9:49.037					
	3	17:36:14.337	M. BECHE	17:37:31.205	N. JANI	1:16.868		11:05.905					
	4	17:51:58.003	N. JANI	17:58:43.009	N. JANI	6:45.006		17:50.911					
	5	18:50:47.249	N. JANI	18:52:08.048	B. SENNA	1:20.799		19:11.710					
	6	19:37:15.511	B. SENNA	19:38:27.912	B. SENNA	1:12.401		20:24.111					
	7	20:18:01.620	B. SENNA	20:19:19.861	M. BECHE	1:18.241		21:42.352					
3	Rebellion Racing Rebellion R13 - Gibson LMP1						10 DragonSpeed BR Engineering BR1 - Gibson LMP1 1 16:31:20.177 B. HANLEY 16:32:35.571 H. HEDMAN 1:15.394 1:15.394 2 17:11:16.411 H. HEDMAN 17:12:33.648 R. VAN DER ZANDE 1:17.237 2:32.631 3 17:46:30.368 R. VAN DER ZANDE 17:47:56.047 R. VAN DER ZANDE 1:25.679 3:58.310 4 18:37:48.080 R. VAN DER ZANDE 18:39:14.265 H. HEDMAN 1:26.185 5:24.495 5 19:18:35.514 H. HEDMAN 19:20:12.180 B. HANLEY 1:36.666 7:01.161 6 19:53:00.666 B. HANLEY 19:54:11.986 B. HANLEY 1:11.320 8:12.481 7 20:22:01.934 B. HANLEY 20:29:12.735 R. VAN DER ZANDE 7:10.801 15:23.282						
	1	16:36:06.958	T. LAURENT	16:37:26.251	G. MENEZES	1:19.293		1:19.293					
	2	17:16:36.949	G. MENEZES	17:17:55.561	N. BERTHON	1:18.612		2:37.905					
	3	17:55:38.514	N. BERTHON	17:56:54.173	T. LAURENT	1:15.659		3:53.564					
	4	18:47:56.804	T. LAURENT	18:49:09.055	T. LAURENT	1:12.251		5:05.815					
	5	19:37:20.582	T. LAURENT	19:38:52.466	N. BERTHON	1:31.884		6:37.699					
	6	20:06:00.851	N. BERTHON	20:07:20.785	G. MENEZES	1:19.934		7:57.633					
	7	20:46:44.697	G. MENEZES	20:48:01.394	G. MENEZES	1:16.697		9:14.330					
	8	20:51:41.330	G. MENEZES	20:52:26.097	G. MENEZES	44.767		9:59.097					
	9	21:31:28.939	G. MENEZES	21:32:53.947	T. LAURENT	1:25.008		11:24.105					
	10	22:01:51.148	T. LAURENT	22:06:19.367	N. BERTHON	4:28.219		15:52.324					
	11	22:33:48.937	N. BERTHON	22:35:22.022	G. MENEZES	1:33.085		17:25.409					
	12	22:48:19.782	G. MENEZES	22:51:01.460	G. MENEZES	2:41.678		20:07.087					
	13	23:05:32.426	G. MENEZES	23:16:31.029	G. MENEZES	10:58.603		31:05.690					
14	23:38:56.991	G. MENEZES	23:39:55.212	G. MENEZES	58.221	32:03.911							
7	Toyota Gazoo Racing Toyota TS050 - Hybrid LMP1 H						11 SMP Racing BR Engineering BR1 - AER LMP1 1 16:38:30.584 V. PETROV 16:39:46.707 V. PETROV 1:16.123 1:16.123 2 17:15:43.470 V. PETROV 17:20:12.496 M. ALESHIN 4:29.026 5:45.149 3 17:56:33.637 M. ALESHIN 17:57:54.871 M. ALESHIN 1:21.234 7:06.383 4 18:50:44.388 M. ALESHIN 18:52:10.905 B. HARTLEY 1:26.517 8:32.900 5 19:40:57.293 B. HARTLEY 19:42:16.018 B. HARTLEY 1:18.725 9:51.625 6 20:25:41.430 B. HARTLEY 20:27:09.185 V. PETROV 1:27.755 11:19.380 7 21:09:27.166 V. PETROV 21:10:43.335 V. PETROV 1:16.169 12:35.549 8 21:52:42.565 V. PETROV 21:54:37.047 M. ALESHIN 1:54.482 14:30.031 9 22:38:02.656 M. ALESHIN 22:39:26.905 M. ALESHIN 1:24.249 15:54.280 10 23:22:51.582 M. ALESHIN 23:24:17.269 B. HARTLEY 1:25.687 17:19.967 11 23:39:30.142 B. HARTLEY 23:40:35.306 B. HARTLEY 1:05.164 18:25.131						
	1	16:33:35.484	J. LOPEZ	16:34:44.507	J. LOPEZ	1:09.023		1:09.023					
	2	17:14:50.457	J. LOPEZ	17:16:02.754	K. KOBAYASHI	1:12.297		2:21.320					
	3	17:56:11.898	K. KOBAYASHI	17:57:20.597	K. KOBAYASHI	1:08.699		3:30.019					
	4	18:45:32.019	K. KOBAYASHI	18:46:39.291	M. CONWAY	1:07.272		4:37.291					
	5	19:33:50.233	M. CONWAY	19:34:58.888	M. CONWAY	1:08.655		5:45.946					
	6	20:15:15.328	M. CONWAY	20:16:24.939	J. LOPEZ	1:09.611		6:55.557					
	7	20:35:45.210	J. LOPEZ	20:39:51.605	J. LOPEZ	4:06.395		11:01.952					
	8	21:20:14.608	J. LOPEZ	21:21:23.663	K. KOBAYASHI	1:09.055		12:11.007					
	9	22:01:29.143	K. KOBAYASHI	22:02:38.628	K. KOBAYASHI	1:09.485		13:20.492					
	10	22:42:43.896	K. KOBAYASHI	22:43:54.359	M. CONWAY	1:10.463		14:30.955					
	11	23:22:13.445	M. CONWAY	23:23:20.674	M. CONWAY	1:07.229		15:38.184					
	12	23:37:47.447	M. CONWAY	23:39:19.953	M. CONWAY	1:32.506		17:10.690					
	13	23:43:27.877	M. CONWAY	23:44:28.475	M. CONWAY	1:00.598		18:11.288					
8	Toyota Gazoo Racing Toyota TS050 - Hybrid LMP1 H						17 SMP Racing BR Engineering BR1 - AER LMP1 1 16:37:57.511 S. SARRAZIN 16:39:16.527 S. SARRAZIN 1:19.016 1:19.016 2 17:20:12.329 S. SARRAZIN 17:21:30.964 E. ORUDZHEV 1:18.635 2:37.651						
	1	16:35:15.625	S. BUEMI	16:36:23.356	S. BUEMI	1:07.731		1:07.731					
	2	17:16:25.822	S. BUEMI	17:17:35.317	F. ALONSO	1:09.495		2:17.226					
	3	17:55:39.409	F. ALONSO	17:56:47.569	F. ALONSO	1:08.160		3:25.386					
	4	18:47:07.891	F. ALONSO	18:48:13.914	K. NAKAJIMA	1:06.023		4:31.409					
	5	19:35:27.043	K. NAKAJIMA	19:36:37.161	K. NAKAJIMA	1:10.118		5:41.527					
	6	20:16:56.030	K. NAKAJIMA	20:18:05.461	S. BUEMI	1:09.431		6:50.958					
	7	20:58:39.747	S. BUEMI	20:59:49.392	S. BUEMI	1:09.645		8:00.603					
28	TDS Racing Oreca 07 - Gibson LMP2						28 TDS Racing Oreca 07 - Gibson LMP2 1 16:34:09.020 L. DUVAL 16:35:18.020 F. PERRODC 1:09.000 1:09.000 2 17:16:15.533 F. PERRODC 17:17:26.868 M. VAXIVIERI 1:11.335 2:20.335 3 18:01:09.122 M. VAXIVIERI 18:01:55.115 M. VAXIVIERI 45.993 3:06.328 4 18:14:07.761 M. VAXIVIERI 18:15:11.136 M. VAXIVIERI 1:03.375 4:09.703 5 18:52:12.503 M. VAXIVIERI 18:53:56.215 F. PERRODC 1:43.712 5:53.415 6 19:36:56.404 F. PERRODC 19:38:04.207 L. DUVAL 1:07.803 7:01.218 7 20:15:19.379 L. DUVAL 20:16:27.137 L. DUVAL 1:07.758 8:08.976 8 20:53:30.225 L. DUVAL 20:54:38.057 F. PERRODC 1:07.832 9:16.808 9 21:33:08.562 F. PERRODC 21:34:17.664 M. VAXIVIERI 1:09.102 10:25.910 10 22:13:36.894 M. VAXIVIERI 22:14:48.241 M. VAXIVIERI 1:11.347 11:37.257 11 22:53:53.935 M. VAXIVIERI 22:55:01.710 L. DUVAL 1:07.775 12:45.032 12 23:31:54.358 L. DUVAL 23:32:57.869 L. DUVAL 1:03.511 13:48.543 13 23:40:57.136 L. DUVAL 23:41:55.963 L. DUVAL 58.827 14:47.370						
	1	16:35:09.020	L. DUVAL	16:36:18.020	F. PERRODC	1:09.000		1:09.000					
	2	17:16:15.533	F. PERRODC	17:17:26.868	M. VAXIVIERI	1:11.335		2:20.335					
	3	18:01:09.122	M. VAXIVIERI	18:01:55.115	M. VAXIVIERI	45.993		3:06.328					
	4	18:14:07.761	M. VAXIVIERI	18:15:11.136	M. VAXIVIERI	1:03.375		4:09.703					
	5	18:52:12.503	M. VAXIVIERI	18:53:56.215	F. PERRODC	1:43.712		5:53.415					
	6	19:36:56.404	F. PERRODC	19:38:04.207	L. DUVAL	1:07.803		7:01.218					
	7	20:15:19.379	L. DUVAL	20:16:27.137	L. DUVAL	1:07.758		8:08.976					
	8	20:53:30.225	L. DUVAL	20:54:38.057	F. PERRODC	1:07.832		9:16.808					
	9	21:33:08.562	F. PERRODC	21:34:17.664	M. VAXIVIERI	1:09.102		10:25.910					
	10	22:13:36.894	M. VAXIVIERI	22:14:48.241	M. VAXIVIERI	1:11.347		11:37.257					
	11	22:53:53.935	M. VAXIVIERI	22:55:01.710	L. DUVAL	1:07.775		12:45.032					
	12	23:31:54.358	L. DUVAL	23:32:57.869	L. DUVAL	1:03.511		13:48.543					
13	23:40:57.136	L. DUVAL	23:41:55.963	L. DUVAL	58.827	14:47.370							
29	Racing Team Nederland Dallara P217 Gibson LMP2						29 Racing Team Nederland Dallara P217 Gibson LMP2						



FIA WEC
1000 Miles of Sebring
Race

Pit Stop Analysis

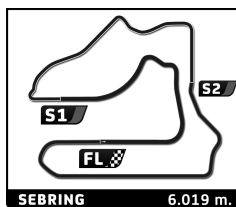
Nr.	In Time	In Driver	Out Time	Out Driver	Pit Time	T. Pit Time	Nr.	In Time	In Driver	Out Time	Out Driver	Pit Time	T. Pit Time
1	16:36:03.634	N. DE VRIES	16:37:16.730	N. DE VRIES	1:13.096	1:13.096	7	20:56:21.436	W. STEVENS	20:57:30.979	D. HENNEKER-HANSSON	1:09.543	8:09.650
2	17:12:30.057	N. DE VRIES	17:13:44.359	F. VAN EERD	1:14.302	2:27.398	8	21:36:35.643	D. HENNEKER-HANSSON	21:37:45.258	J. KING	1:09.615	9:19.265
3	17:55:54.849	F. VAN EERD	17:57:04.549	F. VAN EERD	1:09.700	3:37.098	9	22:16:40.990	J. KING	22:17:49.709	J. KING	1:08.719	10:27.984
4	18:44:03.042	F. VAN EERD	18:45:18.194	G. VAN DER GARDE	1:15.152	4:52.250	10	22:56:42.572	J. KING	22:57:55.820	W. STEVENS	1:13.248	11:41.232
5	19:27:56.315	G. VAN DER GARDE	19:29:02.328	G. VAN DER GARDE	1:06.013	5:58.263	11	23:37:14.631	W. STEVENS	23:38:21.853	W. STEVENS	1:07.222	12:48.454
6	20:06:46.487	G. VAN DER GARDE	20:07:59.330	F. VAN EERD	1:12.843	7:11.106	38 Jackie Chan DC Racing Oreca 07 - Gibson LMP2						
7	20:43:10.209	F. VAN EERD	20:44:29.969	N. DE VRIES	1:19.760	8:30.866	1	16:17:41.011	H. TUNG	16:18:48.898	H. TUNG	1:07.887	1:07.887
8	21:23:15.599	N. DE VRIES	21:24:29.615	N. DE VRIES	1:14.016	9:44.882	2	16:24:25.855	H. TUNG	16:33:03.114	H. TUNG	8:37.259	9:45.146
9	21:37:21.616	N. DE VRIES	21:50:01.820	N. DE VRIES	12:40.204	22:25.086	3	16:38:49.294	H. TUNG	16:51:56.580	H. TUNG	13:07.286	22:52.432
10	22:26:48.055	N. DE VRIES	22:28:07.984	G. VAN DER GARDE	1:19.929	23:45.015	4	16:55:49.548	H. TUNG	17:25:00.206	H. TUNG	29:10.658	52:03.090
11	23:07:53.680	G. VAN DER GARDE	23:09:03.601	G. VAN DER GARDE	1:09.921	24:54.936	5	17:28:58.182	H. TUNG	17:29:59.494	G. AUBRY	1:01.312	53:04.402
12	23:26:09.726	G. VAN DER GARDE	23:27:24.059	G. VAN DER GARDE	1:14.333	26:09.269	6	18:24:01.843	G. AUBRY	18:25:12.059	S. RICHELMI	1:10.216	54:14.618
13	23:39:01.492	G. VAN DER GARDE	23:40:10.318	G. VAN DER GARDE	1:08.826	27:18.095	7	18:52:57.551	S. RICHELMI	18:53:58.356	S. RICHELMI	1:00.805	55:15.423
31 DragonSpeed Oreca 07 - Gibson LMP2							8	19:37:41.963	S. RICHELMI	19:38:54.196	H. TUNG	1:12.233	56:27.656
1	16:23:10.886	A. DAVIDSON	16:25:34.707	A. DAVIDSON	2:23.821	2:23.821	9	20:18:19.048	H. TUNG	20:23:19.360	G. AUBRY	5:00.312	1:01:27.968
2	17:02:36.203	A. DAVIDSON	17:03:49.031	R. GONZALEZ	1:12.828	3:36.649	10	21:02:26.548	G. AUBRY	21:03:35.724	S. RICHELMI	1:09.176	1:02:37.144
3	17:39:09.438	R. GONZALEZ	17:40:53.644	R. GONZALEZ	1:44.206	5:20.855	11	21:42:27.116	S. RICHELMI	21:43:36.399	S. RICHELMI	1:09.283	1:03:46.427
4	17:55:53.203	R. GONZALEZ	17:56:45.162	R. GONZALEZ	51.959	6:12.814	12	22:22:42.780	S. RICHELMI	22:23:51.840	H. TUNG	1:09.060	1:04:55.487
5	18:44:36.263	R. GONZALEZ	18:45:48.941	P. MALDONADO	1:12.678	7:25.492	13	23:02:41.838	H. TUNG	23:03:54.795	H. TUNG	1:12.957	1:06:08.444
6	18:49:43.115	P. MALDONADO	18:50:53.674	P. MALDONADO	1:10.559	8:36.051	14	23:27:59.933	H. TUNG	23:29:11.349	G. AUBRY	1:11.416	1:07:19.860
7	19:36:26.006	P. MALDONADO	19:37:43.412	P. MALDONADO	1:17.406	9:53.457	15	23:38:50.794	G. AUBRY	23:39:48.376	G. AUBRY	57.582	1:08:17.442
8	20:13:32.535	P. MALDONADO	20:14:45.675	A. DAVIDSON	1:13.140	11:06.597	16	23:47:01.450	G. AUBRY	23:48:56.595	G. AUBRY	1:55.145	1:10:12.587
9	20:51:54.870	A. DAVIDSON	20:53:06.504	A. DAVIDSON	1:11.634	12:18.231	50 Larbre Competition Ligier JSP217 - Gibson LMP2						
10	21:30:16.918	A. DAVIDSON	21:31:31.494	R. GONZALEZ	1:14.576	13:32.807	1	16:36:45.989	E. CREED	16:38:11.577	G. JEANNETTE	1:25.588	1:25.588
11	22:08:47.281	R. GONZALEZ	22:10:08.579	P. MALDONADO	1:21.298	14:54.105	2	17:17:39.649	G. JEANNETTE	17:18:50.639	G. JEANNETTE	1:10.990	2:36.578
12	22:47:32.329	P. MALDONADO	22:48:50.035	A. DAVIDSON	1:17.706	16:11.811	3	17:52:33.530	G. JEANNETTE	17:54:10.808	R. RICCI	1:37.278	4:13.856
13	23:25:45.192	A. DAVIDSON	23:26:56.724	A. DAVIDSON	1:11.532	17:23.343	4	18:48:39.486	R. RICCI	18:50:02.165	R. RICCI	1:22.679	5:36.535
14	23:42:35.647	A. DAVIDSON	23:43:40.833	A. DAVIDSON	1:05.186	18:28.529	5	19:38:48.153	R. RICCI	19:40:05.592	E. CREED	1:17.439	6:53.974
36 Signatech Alpine Matmut Alpine A470 - Gibson LMP2							6	20:22:34.683	E. CREED	20:23:46.591	E. CREED	1:11.908	8:05.882
1	16:35:58.174	N. LAPIERRE	16:37:05.408	P. THIRIET	1:07.234	1:07.234	7	21:03:47.503	E. CREED	21:05:28.264	R. RICCI	1:40.761	9:46.643
2	17:16:30.529	P. THIRIET	17:17:36.842	P. THIRIET	1:06.313	2:13.547	8	21:47:33.947	R. RICCI	21:48:48.526	G. JEANNETTE	1:14.579	11:01.222
3	17:59:04.979	P. THIRIET	18:00:09.966	A. NEGRÃO	1:04.987	3:18.534	9	22:28:25.712	G. JEANNETTE	22:29:45.855	E. CREED	1:20.143	12:21.365
4	18:48:18.107	A. NEGRÃO	18:49:28.490	A. NEGRÃO	1:10.383	4:28.917	10	23:09:48.470	E. CREED	23:11:24.762	G. JEANNETTE	1:36.292	13:57.657
5	19:37:45.115	A. NEGRÃO	19:38:55.028	P. THIRIET	1:09.913	5:38.830	11	23:38:32.447	G. JEANNETTE	23:39:44.792	G. JEANNETTE	1:12.345	15:10.002
6	20:21:07.480	P. THIRIET	20:22:14.119	N. LAPIERRE	1:06.639	6:45.469	51 AF Corse Ferrari 488 GTE EVO LMGTE Pro						
7	21:01:16.935	N. LAPIERRE	21:02:22.984	N. LAPIERRE	1:06.049	7:51.518	1	16:53:22.617	J. CALADO	16:54:31.791	J. CALADO	1:09.174	1:09.174
8	21:41:32.594	N. LAPIERRE	21:42:39.208	A. NEGRÃO	1:06.614	8:58.132	2	17:53:58.993	J. CALADO	17:55:12.803	D. SERRA	1:13.810	2:22.984
9	22:21:52.990	A. NEGRÃO	22:22:59.847	A. NEGRÃO	1:06.857	10:04.989	3	18:51:10.283	D. SERRA	18:52:18.987	D. SERRA	1:08.704	3:31.688
10	23:02:12.106	A. NEGRÃO	23:03:22.752	N. LAPIERRE	1:10.646	11:15.635	4	19:56:25.247	D. SERRA	19:57:37.812	A. PIER GUIDI	1:12.565	4:44.253
11	23:41:18.157	N. LAPIERRE	23:42:23.836	N. LAPIERRE	1:05.679	12:21.314	5	20:57:51.519	A. PIER GUIDI	20:59:03.558	A. PIER GUIDI	1:12.039	5:56.292
37 Jackie Chan DC Racing Oreca 07 - Gibson LMP2							6	22:00:57.581	A. PIER GUIDI	22:02:11.988	J. CALADO	1:14.407	7:10.699
1	16:35:54.252	W. STEVENS	16:37:03.293	D. HENNEKER-HANSSON	1:09.041	1:09.041	7	23:02:18.528	J. CALADO	23:03:30.967	A. PIER GUIDI	1:12.439	8:23.138
2	17:15:57.833	D. HENNEKER-HANSSON	17:17:07.128	J. KING	1:09.295	2:18.336	8	23:41:59.164	A. PIER GUIDI	23:42:57.307	A. PIER GUIDI	58.143	9:21.281
3	17:56:03.835	J. KING	17:57:11.414	W. STEVENS	1:07.579	3:25.915	54 Spirit of Race Ferrari F488 GTE LMGTE Am						
4	18:47:38.723	W. STEVENS	18:48:49.120	D. HENNEKER-HANSSON	1:10.397	4:36.312	1	16:59:14.180	T. FLOHR	17:00:37.986	F. CASTELLACCI	1:23.806	1:23.806
5	19:35:30.334	D. HENNEKER-HANSSON	19:36:44.541	J. KING	1:14.207	5:50.519							
6	20:16:05.637	J. KING	20:17:15.225	W. STEVENS	1:09.588	7:00.107							



FIA WEC
1000 Miles of Sebring
Race

Pit Stop Analysis

Nr.	In Time	In Driver	Out Time	Out Driver	Pit Time	T. Pit Time	Nr.	In Time	In Driver	Out Time	Out Driver	Pit Time	T. Pit Time
2	17:53:58.481	F. CASTELLACCI	17:55:17.878	G. FISICHELLA	1:19.397	2:43.203	8	23:41:48.957	A. PRIAULX	23:42:44.499	A. PRIAULX	55.542	9:36.178
3	18:51:35.051	G. FISICHELLA	18:52:55.111	T. FLOHR	1:20.060	4:03.263	70 MR Racing Ferrari F488 GTE LMGTE Am						
4	19:16:47.242	T. FLOHR	19:17:24.585	T. FLOHR	37.343	4:40.606	1	16:59:22.807	M. ISHIKAWA	17:00:49.119	E. CHEEVER	1:26.312	1:26.312
5	19:29:51.393	T. FLOHR	19:30:54.808	T. FLOHR	1:03.415	5:44.021	2	17:54:49.805	E. CHEEVER	17:56:16.034	O. BERETTA	1:26.229	2:52.541
6	20:16:24.994	T. FLOHR	20:17:42.917	F. CASTELLACCI	1:17.923	7:01.944	3	18:52:11.817	O. BERETTA	18:53:39.147	M. ISHIKAWA	1:27.330	4:19.871
7	21:14:44.631	F. CASTELLACCI	21:16:06.570	G. FISICHELLA	1:21.939	8:23.883	4	19:58:48.228	M. ISHIKAWA	19:59:50.170	M. ISHIKAWA	1:01.942	5:21.813
8	22:14:44.153	G. FISICHELLA	22:16:06.025	F. CASTELLACCI	1:21.872	9:45.755	5	20:16:31.195	M. ISHIKAWA	20:17:46.270	E. CHEEVER	1:15.075	6:36.888
9	23:02:46.009	F. CASTELLACCI	23:04:00.107	G. FISICHELLA	1:14.098	10:59.853	6	21:14:53.083	E. CHEEVER	21:16:37.056	O. BERETTA	1:43.973	8:20.861
10	23:43:31.354	G. FISICHELLA	23:44:26.565	G. FISICHELLA	55.211	11:55.064	7	22:13:53.230	O. BERETTA	22:15:17.814	E. CHEEVER	1:24.584	9:45.445
56 Team Project 1 Porsche 911 RSR LMGTE Am							8	23:12:06.364	E. CHEEVER	23:13:30.195	O. BERETTA	1:23.831	11:09.276
1	16:58:32.810	E. PERFETTI	17:00:01.201	P. LINDSEY	1:28.391	1:28.391	9	23:45:05.318	O. BERETTA	23:46:01.161	O. BERETTA	55.843	12:05.119
2	17:57:18.412	P. LINDSEY	17:58:44.505	J. BERGMEISTER	1:26.093	2:54.484	71 AF Corse Ferrari 488 GTE EVO LMGTE Pro						
3	18:52:29.730	J. BERGMEISTER	18:53:48.094	E. PERFETTI	1:18.364	4:12.848	1	16:57:21.401	D. RIGON	16:58:35.268	D. RIGON	1:13.867	1:13.867
4	19:58:08.900	E. PERFETTI	19:59:39.589	P. LINDSEY	1:30.689	5:43.537	2	17:53:14.843	D. RIGON	17:54:26.786	S. BIRD	1:11.943	2:25.810
5	20:58:44.685	P. LINDSEY	21:00:16.869	E. PERFETTI	1:32.184	7:15.721	3	18:50:56.257	S. BIRD	18:52:04.973	M. MOLINA	1:08.716	3:34.526
6	21:59:58.820	E. PERFETTI	22:01:27.364	P. LINDSEY	1:28.544	8:44.265	4	19:58:27.811	M. MOLINA	19:59:42.111	D. RIGON	1:14.300	4:48.826
7	23:00:17.572	P. LINDSEY	23:02:00.648	J. BERGMEISTER	1:43.076	10:27.341	5	21:00:03.598	D. RIGON	21:01:18.019	D. RIGON	1:14.421	6:03.247
8	23:41:20.730	J. BERGMEISTER	23:42:15.636	J. BERGMEISTER	54.906	11:22.247	6	22:01:15.048	D. RIGON	22:02:30.159	S. BIRD	1:15.111	7:18.358
63 Corvette Racing Chevrolet Corvette C7.R LMGTE Pro							7	23:02:37.114	S. BIRD	23:03:51.771	S. BIRD	1:14.657	8:33.015
1	16:39:18.648	A. GARCIA	16:40:25.992	A. GARCIA	1:07.344	1:07.344	8	23:40:07.381	S. BIRD	23:41:00.956	S. BIRD	53.575	9:26.590
2	17:38:31.094	A. GARCIA	17:39:49.161	J. MAGNUSSEN	1:18.067	2:25.411	77 Dempsey - Proton Racing Porsche 911 RSR LMGTE Am						
3	17:54:57.623	J. MAGNUSSEN	17:55:47.065	J. MAGNUSSEN	49.442	3:14.853	1	16:56:54.093	C. RIED	16:58:18.338	J. ANDLAUER	1:24.245	1:24.245
4	18:51:08.580	J. MAGNUSSEN	18:52:16.668	J. MAGNUSSEN	1:08.088	4:22.941	2	17:53:30.067	J. ANDLAUER	17:54:56.887	M. CAMPBELL	1:26.820	2:51.065
5	19:56:15.695	J. MAGNUSSEN	19:57:36.479	M. BOVENIERI	1:20.784	5:43.725	3	18:51:41.154	M. CAMPBELL	18:52:58.112	C. RIED	1:16.958	4:08.023
6	20:56:02.225	M. BOVENIERI	20:57:32.108	M. BOVENIERI	1:29.883	7:13.608	4	19:58:25.761	C. RIED	19:59:35.796	C. RIED	1:10.035	5:18.058
7	21:57:38.763	M. BOVENIERI	21:59:01.392	A. GARCIA	1:22.629	8:36.237	5	20:18:18.438	C. RIED	20:19:32.274	J. ANDLAUER	1:13.836	6:31.894
8	23:01:04.101	A. GARCIA	23:02:36.048	M. BOVENIERI	1:31.947	10:08.184	6	21:18:17.977	J. ANDLAUER	21:19:44.282	M. CAMPBELL	1:26.305	7:58.199
9	23:39:06.782	M. BOVENIERI	23:40:07.925	M. BOVENIERI	1:01.143	11:09.327	7	22:16:33.207	M. CAMPBELL	22:17:56.574	J. ANDLAUER	1:23.367	9:21.566
66 Ford Chip Ganassi Team UK Ford GT LMGTE Pro							8	23:16:33.048	J. ANDLAUER	23:17:55.342	M. CAMPBELL	1:22.294	10:43.860
1	16:55:06.260	S. MÜCKE	16:56:22.474	B. JOHNSON	1:16.214	1:16.214	9	23:42:43.737	M. CAMPBELL	23:43:47.239	M. CAMPBELL	1:03.502	11:47.362
2	17:30:27.890	B. JOHNSON	17:49:01.278	O. PLA	18:33.388	19:49.602	81 BMW Team MTEK BMW M8 GTE LMGTE Pro						
3	18:55:29.960	O. PLA	18:56:37.612	S. MÜCKE	1:07.652	20:57.254	1	16:55:05.417	M. TOMCZYK	16:56:24.117	N. CATSBURG	1:18.700	1:18.700
4	19:54:05.776	S. MÜCKE	19:55:17.467	B. JOHNSON	1:11.691	22:08.945	2	17:56:48.719	N. CATSBURG	17:58:04.522	A. SIMS	1:15.803	2:34.503
5	20:53:49.719	B. JOHNSON	20:55:03.832	O. PLA	1:14.113	23:23.058	3	18:50:32.342	A. SIMS	18:51:39.730	A. SIMS	1:07.388	3:41.891
6	21:51:16.084	O. PLA	21:52:30.619	S. MÜCKE	1:14.535	24:37.593	4	19:45:58.143	A. SIMS	19:47:08.709	N. CATSBURG	1:10.566	4:52.457
7	22:52:41.725	S. MÜCKE	22:53:56.980	B. JOHNSON	1:15.255	25:52.848	5	20:47:17.684	N. CATSBURG	20:48:36.776	M. TOMCZYK	1:19.092	6:11.549
8	23:40:55.038	B. JOHNSON	23:41:50.167	B. JOHNSON	55.129	26:47.977	6	21:46:28.803	M. TOMCZYK	21:47:46.247	A. SIMS	1:17.444	7:28.993
67 Ford Chip Ganassi Team UK Ford GT LMGTE Pro							7	22:47:33.002	A. SIMS	22:48:51.586	N. CATSBURG	1:18.584	8:47.577
1	16:55:04.703	H. TINCKNELL	16:56:19.351	A. PRIAULX	1:14.648	1:14.648	8	23:41:19.656	N. CATSBURG	23:42:20.712	N. CATSBURG	1:01.056	9:48.633
2	17:55:43.271	A. PRIAULX	17:56:56.149	J. BOMARITO	1:12.878	2:27.526	82 BMW Team MTEK BMW M8 GTE LMGTE Pro						
3	18:50:29.987	J. BOMARITO	18:51:39.489	H. TINCKNELL	1:09.502	3:37.028	1	16:57:02.459	A. FARFUS	16:58:20.701	B. SPENGLER	1:18.242	1:18.242
4	19:55:40.167	H. TINCKNELL	19:56:54.786	A. PRIAULX	1:14.619	4:51.647	2	17:52:29.651	B. SPENGLER	17:53:44.228	A. DA COSTA	1:14.577	2:32.819
5	20:57:07.682	A. PRIAULX	20:58:26.384	J. BOMARITO	1:18.702	6:10.349	3	18:55:08.531	A. DA COSTA	18:56:13.266	A. DA COSTA	1:04.735	3:37.554
6	21:58:39.079	J. BOMARITO	21:59:54.575	H. TINCKNELL	1:15.496	7:25.845							
7	22:59:53.453	H. TINCKNELL	23:01:08.244	A. PRIAULX	1:14.791	8:40.636							



FIA WEC
1000 Miles of Sebring
Race

Pit Stop Analysis

Nr.	In Time	In Driver	Out Time	Out Driver	Pit Time	T. Pit Time	Nr.	In Time	In Driver	Out Time	Out Driver	Pit Time	T. Pit Time
86 Gulf Racing Porsche 911 RSR LMGTE Am													
1	17:00:00.532	M. WAINWRIGHT	17:01:25.177	B. BARKER	1:24.645	1:24.645							
2	17:55:00.313	B. BARKER	17:56:24.971	M. WAINWRIGHT	1:24.658	2:49.303							
3	18:50:55.260	M. WAINWRIGHT	18:52:12.442	M. WAINWRIGHT	1:17.182	4:06.485							
4	19:19:04.450	M. WAINWRIGHT	19:20:16.247	T. PREINING	1:11.797	5:18.282							
5	20:14:50.326	T. PREINING	20:16:13.936	B. BARKER	1:23.610	6:41.892							
6	21:12:51.531	B. BARKER	21:14:16.742	T. PREINING	1:25.211	8:07.103							
7	22:10:46.734	T. PREINING	22:12:11.975	B. BARKER	1:25.241	9:32.344							
8	23:02:54.496	B. BARKER	23:04:13.424	T. PREINING	1:18.928	10:51.272							
9	23:43:22.670	T. PREINING	23:44:37.824	T. PREINING	1:15.154	12:06.426							
88 Dempsey - Proton Racing Porsche 911 RSR LMGTE Am													
1	16:56:57.330	G. RODA	16:58:27.378	M. CAIROLI	1:30.048	1:30.048							
2	17:53:11.199	M. CAIROLI	17:54:39.420	G. RODA JR	1:28.221	2:58.269							
3	18:14:12.199	G. RODA JR	18:14:59.243	G. RODA JR	47.044	3:45.313							
4	19:19:27.105	G. RODA JR	19:20:54.748	G. RODA	1:27.643	5:12.956							
5	20:21:02.865	G. RODA	20:22:31.377	G. RODA	1:28.512	6:41.468							
6	21:04:05.682	G. RODA	21:05:19.802	G. RODA JR	1:14.120	7:55.588							
7	22:01:05.887	G. RODA JR	22:02:31.743	M. CAIROLI	1:25.856	9:21.444							
8	23:00:55.448	M. CAIROLI	23:02:24.350	M. CAIROLI	1:28.902	10:50.346							
9	23:43:51.385	M. CAIROLI	23:45:01.593	G. RODA JR	1:10.208	12:00.554							
90 TF Sport Aston Martin Vantage LMGTE Am													
1	16:57:06.083	S. YOLUC	16:58:37.161	C. EASTWOOD	1:31.078	1:31.078							
2	17:54:00.239	C. EASTWOOD	17:55:25.095	S. YOLUC	1:24.856	2:55.934							
3	18:49:30.192	S. YOLUC	18:50:39.212	S. YOLUC	1:09.020	4:04.954							
4	19:19:48.852	S. YOLUC	19:21:01.100	C. EASTWOOD	1:12.248	5:17.202							
5	20:20:07.840	C. EASTWOOD	20:21:34.135	J. ADAM	1:26.295	6:43.497							
6	21:18:45.134	J. ADAM	21:20:09.330	C. EASTWOOD	1:24.196	8:07.693							
7	22:12:46.542	C. EASTWOOD	22:14:08.695	J. ADAM	1:22.153	9:29.846							
8	23:04:52.675	J. ADAM	23:06:12.723	J. ADAM	1:20.048	10:49.894							
9	23:35:38.926	J. ADAM	23:37:11.709	J. ADAM	1:32.783	12:22.677							
91 Porsche GT Team Porsche 911 RSR LMGTE Pro													
1	16:55:15.705	R. LIETZ	16:56:30.951	G. BRUNI	1:15.246	1:15.246							
2	17:52:31.779	G. BRUNI	17:53:47.703	R. LIETZ	1:15.924	2:31.170							
3	18:50:52.088	R. LIETZ	18:51:58.449	G. BRUNI	1:06.361	3:37.531							
4	19:57:58.122	G. BRUNI	19:59:11.374	R. LIETZ	1:13.252	4:50.783							
5	21:01:23.717	R. LIETZ	21:02:40.960	G. BRUNI	1:17.243	6:08.026							
6	22:02:40.103	G. BRUNI	22:03:52.782	R. LIETZ	1:12.679	7:20.705							
7	23:03:50.086	R. LIETZ	23:05:03.458	G. BRUNI	1:13.372	8:34.077							
8	23:41:26.005	G. BRUNI	23:42:17.365	G. BRUNI	51.360	9:25.437							
92 Porsche GT Team Porsche 911 RSR LMGTE Pro													
1	16:57:06.702	K. ESTRE	16:58:21.302	M. CHRISTENSEN	1:14.600	1:14.600							
2	17:52:30.820	M. CHRISTENSEN	17:54:06.780	K. ESTRE	1:35.960	2:50.560							
3	18:50:55.702	K. ESTRE	18:52:00.873	M. CHRISTENSEN	1:05.171	3:55.731							
4	19:55:56.238	M. CHRISTENSEN	19:57:10.514	K. ESTRE	1:14.276	5:10.007							
5	20:31:16.369	K. ESTRE	20:31:52.948	K. ESTRE	36.579	5:46.586							
6	20:57:56.808	K. ESTRE	20:59:12.503	M. CHRISTENSEN	1:15.695	7:02.281							
7	21:59:08.433	M. CHRISTENSEN	22:00:23.387	K. ESTRE	1:14.954	8:17.235							
8	23:02:21.420	K. ESTRE	23:03:35.012	M. CHRISTENSEN	1:13.592	9:30.827							
9	23:42:09.350	M. CHRISTENSEN	23:43:00.114	M. CHRISTENSEN	50.764	10:21.591							
95 Aston Martin Racing Aston Martin Vantage AMR LMGTE Pro													
1	16:59:15.891	N. THIIIM	17:00:31.529	D. TURNER	1:15.638	1:15.638							
2	17:52:40.318	D. TURNER	17:53:53.674	M. SØRENSEN	1:13.356	2:28.994							
3	18:50:52.741	M. SØRENSEN	18:52:00.130	N. THIIIM	1:07.389	3:36.383							
4	19:55:49.324	N. THIIIM	19:57:09.789	D. TURNER	1:20.465	4:56.848							
5	20:59:53.159	D. TURNER	21:02:47.021	M. SØRENSEN	2:53.862	7:50.710							
6	22:05:02.317	M. SØRENSEN	22:06:28.682	N. THIIIM	1:26.365	9:17.075							
7	23:08:42.988	N. THIIIM	23:10:01.333	N. THIIIM	1:18.345	10:35.420							
8	23:38:33.300	N. THIIIM	23:39:31.994	N. THIIIM	58.694	11:34.114							
97 Aston Martin Racing Aston Martin Vantage AMR LMGTE Pro													
1	16:57:19.177	A. LYNN	16:58:34.138	M. MARTIN	1:14.961	1:14.961							
2	17:52:38.165	M. MARTIN	17:54:05.929	A. LYNN	1:27.764	2:42.725							
3	18:50:53.548	A. LYNN	18:52:29.564	A. LYNN	1:36.016	4:18.741							
4	20:02:27.177	A. LYNN	20:03:55.293	M. MARTIN	1:28.116	5:46.857							
5	21:06:18.782	M. MARTIN	21:07:41.353	M. MARTIN	1:22.571	7:09.428							
6	21:50:28.180	M. MARTIN	21:51:43.831	A. LYNN	1:15.651	8:25.079							
7	22:53:35.977	A. LYNN	22:54:55.216	M. MARTIN	1:19.239	9:44.318							
8	23:39:33.815	M. MARTIN	23:40:39.872	M. MARTIN	1:06.057	10:50.375							
98 Aston Martin Racing Aston Martin Vantage LMGTE Am													
1	16:54:25.702	M. LAUDA	16:55:52.692	P. DALLA LANA	1:26.990	1:26.990							
2	17:58:15.184	P. DALLA LANA	17:59:43.898	P. LAMY	1:28.714	2:55.704							
3	18:51:50.483	P. LAMY	18:53:16.551	P. DALLA LANA	1:26.068	4:21.772							
4	19:57:45.683	P. DALLA LANA	19:58:44.740	P. DALLA LANA	59.057	5:20.829							
5	20:15:24.975	P. DALLA LANA	20:16:42.832	M. LAUDA	1:17.857	6:38.686							
6	20:56:01.495	M. LAUDA	20:59:20.526	P. LAMY	3:19.031	9:57.717							
7	22:00:17.767	P. LAMY	22:01:50.884	M. LAUDA	1:33.117	11:30.834							
8	23:01:02.932	M. LAUDA	23:02:35.215	P. LAMY	1:32.283	13:03.117							
9	23:39:45.371	P. LAMY	23:40:52.931	P. LAMY	1:07.560	14:10.677							