


FIA WEC
Total 6 Hours of Spa-Francorchamps
Race


Pit Stop Analysis

Nr.	In Time	In Driver	Out Time	Out Driver	Pit Time	T. Pit Time	Nr.	In Time	In Driver	Out Time	Out Driver	Pit Time	T. Pit Time	
1	Rebellion Racing Rebellion R13 - Gibson LMP1							5	15:47:50.018	F. ALONSO	15:48:28.749	F. ALONSO	38.731	4:42.146
	1	13:37:22.412	N. JANI	13:38:20.921	N. JANI	58.509		6	16:28:01.522	F. ALONSO	16:29:06.627	K. NAKAJIMA	1:05.105	5:47.251
	2	14:49:22.681	N. JANI	14:50:39.501	N. JANI	1:16.820		7	16:53:14.998	K. NAKAJIMA	16:54:13.134	K. NAKAJIMA	58.136	6:45.387
	3	15:17:16.200	N. JANI	15:18:05.015	N. JANI	48.815		8	17:40:35.221	K. NAKAJIMA	17:41:33.234	F. ALONSO	58.013	7:43.400
	4	15:33:32.669	N. JANI	15:34:40.815	A. LOTTERER	1:08.146		9	18:44:37.852	F. ALONSO	18:45:34.975	F. ALONSO	57.123	8:40.523
	5	16:19:04.935	A. LOTTERER	16:20:06.896	A. LOTTERER	1:01.961								
	6	16:54:59.739	A. LOTTERER	16:56:09.356	B. SENNA	1:09.617								
	7	17:43:15.472	B. SENNA	17:44:17.376	B. SENNA	1:01.904								
	8	18:06:55.094	B. SENNA	18:08:15.031	B. SENNA	1:19.937								
3	Rebellion Racing Rebellion R13 - Gibson LMP1													
	1	13:37:17.091	T. LAURENT	13:38:09.100	T. LAURENT	52.009								
	2	14:49:22.108	T. LAURENT	14:50:42.570	G. MENEZES	1:20.462								
	3	15:13:06.803	G. MENEZES	15:13:53.927	G. MENEZES	47.124								
	4	15:33:07.522	G. MENEZES	15:33:51.450	G. MENEZES	43.928								
	5	15:46:20.003	G. MENEZES	15:47:05.372	G. MENEZES	45.369								
	6	16:29:58.954	G. MENEZES	16:31:05.989	N. BERTHON	1:07.035								
	7	16:56:36.362	N. BERTHON	16:57:27.669	N. BERTHON	51.307								
	8	17:42:25.925	N. BERTHON	17:43:28.420	T. LAURENT	1:02.495								
	9	18:46:19.900	T. LAURENT	18:47:23.103	T. LAURENT	1:03.203								
4	Bykolles Racing Team Enso CLM P1/01 - Gibson LMP1													
	1	13:37:38.253	T. DILLMANN	13:38:37.819	T. DILLMANN	59.566								
	2	14:34:58.053	T. DILLMANN	15:50:53.293	O. WEBB	1:15:55.240								
	3	16:10:40.545	O. WEBB	16:13:47.654	O. WEBB	3:07.109								
	4	16:16:08.175	O. WEBB	16:17:03.857	O. WEBB	55.682								
	5	16:56:15.994	O. WEBB	16:58:33.942	O. WEBB	2:17.948								
	6	17:42:45.313	O. WEBB	17:46:00.829	P. RUBERTI	3:15.516								
	7	18:20:01.618	P. RUBERTI	18:23:45.297	P. RUBERTI	3:43.679								
	8	18:56:32.190	P. RUBERTI	18:57:34.514	P. RUBERTI	1:02.324								
	9	19:09:33.543	P. RUBERTI	19:10:40.283	P. RUBERTI	1:06.740								
7	Toyota Gazoo Racing Toyota TS050 - Hybrid LMP1 H													
	1	13:37:11.243	M. CONWAY	13:37:57.489	M. CONWAY	46.246								
	2	14:52:14.750	M. CONWAY	14:53:10.949	M. CONWAY	56.199								
	3	15:27:56.690	M. CONWAY	15:28:49.817	K. KOBAYASHI	53.127								
	4	15:45:36.691	K. KOBAYASHI	15:46:15.810	K. KOBAYASHI	39.119								
	5	16:21:35.520	K. KOBAYASHI	16:33:02.697	J. LOPEZ	11:27.177								
	6	16:55:33.506	J. LOPEZ	16:56:20.038	J. LOPEZ	46.532								
	7	17:41:31.136	J. LOPEZ	17:42:30.170	J. LOPEZ	59.034								
	8	18:47:14.718	J. LOPEZ	18:48:13.392	K. KOBAYASHI	58.674								
8	Toyota Gazoo Racing Toyota TS050 - Hybrid LMP1 H													
	1	13:37:12.331	S. BUEMI	13:38:18.356	S. BUEMI	1:06.025								
	2	14:43:10.899	S. BUEMI	14:44:20.208	S. BUEMI	1:09.309								
	3	14:55:20.186	S. BUEMI	14:56:17.060	S. BUEMI	56.874								
	4	15:30:06.652	S. BUEMI	15:30:57.859	F. ALONSO	51.207								
11	SMP Racing BR Engineering BR1 - AER LMP1													
	1	13:39:56.354	S. VANDOORNE	13:40:44.924	S. VANDOORNE	48.570								
	2	14:49:18.722	S. VANDOORNE	14:50:29.767	S. VANDOORNE	1:11.045								
	3	15:08:24.567	S. VANDOORNE	15:09:10.961	S. VANDOORNE	46.394								
	4	15:31:31.199	S. VANDOORNE	15:32:19.855	S. VANDOORNE	48.656								
	5	16:15:17.928	S. VANDOORNE	16:16:22.703	V. PETROV	1:04.775								
	6	16:43:01.388	V. PETROV	16:43:24.759	V. PETROV	23.371								
	7	16:53:40.457	V. PETROV	16:54:46.046	V. PETROV	1:05.589								
	8	17:37:19.208	V. PETROV	17:38:24.280	V. PETROV	1:05.072								
	9	18:41:39.942	V. PETROV	18:42:46.192	M. ALESHIN	1:06.250								
17	SMP Racing BR Engineering BR1 - AER LMP1													
	1	13:39:54.610	S. SARRAZIN	13:40:46.766	S. SARRAZIN	52.156								
	2	14:49:23.167	S. SARRAZIN	14:50:37.844	S. SARRAZIN	1:14.677								
	3	15:06:44.405	S. SARRAZIN	15:07:44.087	E. ORUDZHEV	59.682								
	4	15:28:10.506	E. ORUDZHEV	15:29:46.131	E. ORUDZHEV	1:35.625								
	5	15:45:27.719	E. ORUDZHEV	15:46:14.544	E. ORUDZHEV	46.825								
	6	16:27:49.413	E. ORUDZHEV	16:29:12.583	S. SIROTKIN	1:23.170								
	7	16:53:30.196	S. SIROTKIN	16:54:26.020	S. SIROTKIN	55.824								
	8	17:39:09.129	S. SIROTKIN	17:40:17.882	S. SIROTKIN	1:08.753								
	9	18:44:05.117	S. SIROTKIN	18:45:11.793	S. SIROTKIN	1:06.676								
26	G-Drive Racing Aurus 01 - Gibson LMP2													
	1	13:37:33.130	J. VERGNE	13:38:23.400	J. VERGNE	50.270								
	2	14:46:29.131	J. VERGNE	14:47:24.001	J. VERGNE	54.870								
	3	14:49:50.695	J. VERGNE	14:50:53.932	J. VERGNE	1:03.237								
	4	14:53:36.340	J. VERGNE	14:54:36.355	J. VERGNE	1:00.015								
	5	15:29:47.335	J. VERGNE	15:30:48.814	J. VAN UITERT	1:01.479								
	6	16:16:03.455	J. VAN UITERT	16:17:01.801	J. VAN UITERT	58.346								
	7	16:55:35.578	J. VAN UITERT	16:56:43.782	R. RUSINOV	1:08.204								
	8	17:44:18.760	R. RUSINOV	17:45:15.320	R. RUSINOV	56.560								
	9	18:13:22.965	R. RUSINOV	18:14:17.386	J. VERGNE	54.421								
28	TDS Racing Oreca 07 - Gibson LMP2													
	1	13:37:41.796	M. VAXIVIERI	13:38:28.308	M. VAXIVIERI	46.512								
	2	14:25:36.645	M. VAXIVIERI	14:26:32.293	M. VAXIVIERI	55.648								
	3	14:49:45.190	M. VAXIVIERI	14:50:55.643	M. VAXIVIERI	1:10.453								
	4	15:31:25.376	M. VAXIVIERI	15:32:17.908	M. VAXIVIERI	52.532								
	5	16:17:01.004	M. VAXIVIERI	16:18:01.460	F. PERRODC	1:00.456								
	6	16:55:14.794	F. PERRODC	16:56:22.787	F. PERRODC	1:07.993								
	7	17:42:15.316	F. PERRODC	17:43:20.631	N. NATO	1:05.315								
	8	18:47:11.404	N. NATO	18:48:07.061	N. NATO	55.657								



FIA WEC
Total 6 Hours of Spa-Francorchamps
Race
Pit Stop Analysis


Nr.	In Time	In Driver	Out Time	Out Driver	Pit Time	T. Pit Time	Nr.	In Time	In Driver	Out Time	Out Driver	Pit Time	T. Pit Time	
29	Racing Team Nederland						LMP2	1	13:37:29.892	G. VAN DER GARDE	13:38:16.034	G. VAN DER GARDE	46.142	46.142
	2	14:49:24.523	G. VAN DER GARDE	14:50:33.463	G. VAN DER GARDE	1:08.940		1:55.082						
	3	15:04:41.082	G. VAN DER GARDE	15:05:37.383	F. VAN EERD	56.301		2:51.383						
	4	15:41:31.701	F. VAN EERD	15:43:59.195	F. VAN EERD	2:27.494		5:18.877						
	5	15:46:52.805	F. VAN EERD	15:47:46.517	F. VAN EERD	53.712		6:12.589						
	6	16:33:15.191	F. VAN EERD	16:34:17.752	N. DE VRIES	1:02.561		7:15.150						
	7	16:42:39.554	N. DE VRIES	16:43:03.360	N. DE VRIES	23.806		7:38.956						
	8	16:51:25.848	N. DE VRIES	16:51:49.533	N. DE VRIES	23.685		8:02.641						
	9	16:56:39.668	N. DE VRIES	16:57:28.903	N. DE VRIES	49.235		8:51.876						
	10	17:41:27.123	N. DE VRIES	17:42:28.263	N. DE VRIES	1:01.140		9:53.016						
	11	18:44:04.277	N. DE VRIES	18:45:06.910	G. VAN DER GARDE	1:02.633		10:55.649						
50	Larbre Competition						LMP2	1	13:37:59.022	R. RICCI	13:38:49.275	R. RICCI	50.253	50.253
	2	14:49:32.425	R. RICCI	14:50:10.564	R. RICCI	38.139		1:28.392						
	3	14:52:40.975	R. RICCI	14:53:44.759	E. CREED	1:03.784		2:32.176						
	4	15:28:09.432	E. CREED	15:29:19.719	E. CREED	1:10.287		3:42.463						
	5	15:48:58.996	E. CREED	15:50:00.649	N. BOULLE	1:01.653		4:44.116						
	6	16:31:53.697	N. BOULLE	16:32:56.002	N. BOULLE	1:02.305		5:46.421						
	7	16:54:57.628	N. BOULLE	16:56:02.127	N. BOULLE	1:04.499		6:50.920						
	8	17:41:25.910	N. BOULLE	17:43:05.479	E. CREED	1:39.569		8:30.489						
	9	18:55:59.512	E. CREED	18:56:50.587	E. CREED	51.075		9:21.564						
	10	19:09:37.915	E. CREED	19:10:46.345	R. RICCI	1:08.430		10:29.994						
	31	DragonSpeed						LMP2	1	13:40:19.875	A. DAVIDSON	13:41:13.631	A. DAVIDSON	53.756
2		14:49:27.185	A. DAVIDSON	14:50:44.341	A. DAVIDSON	1:17.156	2:10.912							
3		15:11:41.033	A. DAVIDSON	15:12:41.054	R. GONZALEZ	1:00.021	3:10.933							
4		15:45:40.906	R. GONZALEZ	15:46:34.260	R. GONZALEZ	53.354	4:04.287							
5		16:27:31.814	R. GONZALEZ	16:28:35.741	P. MALDONADO	1:03.927	5:08.214							
6		16:56:45.581	P. MALDONADO	16:57:40.864	P. MALDONADO	55.283	6:03.497							
7		17:41:38.821	P. MALDONADO	17:42:37.914	P. MALDONADO	59.093	7:02.590							
8		18:43:53.624	P. MALDONADO	18:44:51.409	P. MALDONADO	57.785	8:00.375							
36		Signatech Alpine Matmut							LMP2	1	13:37:35.757	A. NEGRÃO	13:38:57.164	A. NEGRÃO
	2	14:14:19.314	A. NEGRÃO	14:15:07.075	A. NEGRÃO	47.761	2:09.168							
	3	14:49:33.143	A. NEGRÃO	14:50:22.822	A. NEGRÃO	49.679	2:58.847							
	4	15:32:24.319	A. NEGRÃO	15:33:21.826	P. THIRIET	57.507	3:56.354							
	5	16:17:35.797	P. THIRIET	16:18:30.339	P. THIRIET	54.542	4:50.896							
	6	16:55:22.282	P. THIRIET	16:56:17.328	N. LAPIERRE	55.046	5:45.942							
	7	17:40:30.217	N. LAPIERRE	17:41:26.270	N. LAPIERRE	56.053	6:41.995							
	8	18:41:37.250	N. LAPIERRE	18:42:32.763	N. LAPIERRE	55.513	7:37.508							
	37	Jackie Chan DC Racing						LMP2		1	13:37:42.364	J. KING	13:39:03.888	J. KING
2		14:49:26.399	J. KING	14:50:32.450	J. KING	1:06.051	2:27.575							
3		15:00:20.445	J. KING	15:02:48.665	J. KING	2:28.220	4:55.795							
4		15:28:49.643	J. KING	15:29:44.678	D. HENKESER-HANSSON	55.035	5:50.830							
5		16:15:38.795	D. HENKESER-HANSSON	16:16:34.679	D. HENKESER-HANSSON	55.884	6:46.714							
6		16:55:21.054	D. HENKESER-HANSSON	16:56:34.175	W. STEVENS	1:13.121	7:59.835							
7		17:16:43.953	W. STEVENS	17:17:46.306	W. STEVENS	1:02.353	9:02.188							
8		17:39:52.485	W. STEVENS	17:40:44.688	W. STEVENS	52.203	9:54.391							
9		17:48:14.519	W. STEVENS	17:49:16.894	W. STEVENS	1:02.375	10:56.766							
10		18:56:07.086	W. STEVENS	18:56:51.884	W. STEVENS	44.798	11:41.564							
11		19:09:19.675	W. STEVENS	19:10:29.614	W. STEVENS	1:09.939	12:51.503							
54	Spirit of Race						LMGTE Am	1	13:38:52.748	T. FLOHR	13:39:42.958	T. FLOHR	50.210	50.210
	2	14:11:06.165	T. FLOHR	14:11:54.216	T. FLOHR	48.051		1:38.261						
	3	15:03:22.523	T. FLOHR	15:04:05.780	T. FLOHR	43.257		2:21.518						
	4	15:21:42.552	T. FLOHR	15:22:40.443	F. CASTELLACCI	57.891		3:19.409						
	5	16:31:33.209	F. CASTELLACCI	16:32:46.312	G. FISICHELLA	1:13.103		4:32.512						
	6	16:56:32.397	G. FISICHELLA	16:57:15.901	G. FISICHELLA	43.504		5:16.016						
	7	17:18:08.692	G. FISICHELLA	17:18:53.490	G. FISICHELLA	44.798		6:00.814						
	8	17:41:36.659	G. FISICHELLA	17:42:23.951	G. FISICHELLA	47.292		6:48.106						
	9	18:46:37.179	G. FISICHELLA	18:47:45.761	F. CASTELLACCI	1:08.582		7:56.688						
56	Team Project 1						LMGTE Am	1	13:38:36.353	E. PERFETTI	13:39:28.152	E. PERFETTI	51.799	51.799
	2	14:49:34.650	E. PERFETTI	14:50:58.672	P. LINDSEY	1:24.022		2:15.821						
	3	15:31:42.408	P. LINDSEY	15:32:41.739	P. LINDSEY	59.331		3:15.152						
	4	16:37:17.220	P. LINDSEY	16:38:35.051	J. BERGMEISTER	1:17.831		4:32.983						
	5	16:55:05.466	J. BERGMEISTER	16:55:59.294	J. BERGMEISTER	53.828		5:26.811						
	6	18:06:37.951	J. BERGMEISTER	18:07:51.210	E. PERFETTI	1:13.259		6:40.070						
	7	18:46:53.369	E. PERFETTI	18:47:49.310	J. BERGMEISTER	55.941		7:36.011						



FIA WEC
Total 6 Hours of Spa-Francorchamps
Race

Pit Stop Analysis

Nr.	In Time	In Driver	Out Time	Out Driver	Pit Time	T. Pit Time	Nr.	In Time	In Driver	Out Time	Out Driver	Pit Time	T. Pit Time	
61	Clearwater Racing Ferrari F488 GTE LMGTE Am													
1	13:38:53.899	L. PEREZ-COMPANC	13:39:49.803	L. PEREZ-COMPANC	55.904	55.904	7	18:45:39.826	D. RIGON	18:46:28.026	D. RIGON	48.200	6:23.848	
2	14:52:20.531	L. PEREZ-COMPANC	14:53:26.737	M. CRESSONI	1:06.206	2:02.110								
3	15:31:01.685	M. CRESSONI	15:31:56.800	M. CRESSONI	55.115	2:57.225								
4	16:36:32.917	M. CRESSONI	16:37:44.852	M. GRIFFIN	1:11.935	4:09.160								
5	16:44:43.471	M. GRIFFIN	16:45:06.857	M. GRIFFIN	23.386	4:32.546								
6	16:54:28.819	M. GRIFFIN	16:55:17.772	M. GRIFFIN	48.953	5:21.499								
7	18:06:36.656	M. GRIFFIN	18:07:44.124	L. PEREZ-COMPANC	1:07.468	6:28.967								
8	18:49:25.340	L. PEREZ-COMPANC	18:50:35.017	M. CRESSONI	1:09.677	7:38.644								
66	Ford Chip Ganassi Team UK Ford GT LMGTE Pro													
1	13:38:23.456	S. MÜCKE	13:39:24.128	S. MÜCKE	1:00.672	1:00.672								
2	14:49:42.272	S. MÜCKE	14:50:45.215	S. MÜCKE	1:02.943	2:03.615								
3	15:46:03.766	S. MÜCKE	15:47:01.547	O. PLA	57.781	3:01.396								
4	16:48:56.362	O. PLA	16:49:59.361	O. PLA	1:02.999	4:04.395								
5	16:54:50.447	O. PLA	16:55:38.796	O. PLA	48.349	4:52.744								
6	17:21:46.788	O. PLA	17:22:32.068	O. PLA	45.280	5:38.024								
7	17:44:17.768	O. PLA	17:45:01.345	O. PLA	43.577	6:21.601								
8	18:22:35.142	O. PLA	18:23:26.189	O. PLA	51.047	7:12.648								
67	Ford Chip Ganassi Team UK Ford GT LMGTE Pro													
1	13:38:18.186	H. TINCKNELL	13:39:07.726	H. TINCKNELL	49.540	49.540								
2	14:31:19.519	H. TINCKNELL	14:31:42.878	H. TINCKNELL	23.359	1:12.899								
3	14:49:43.821	H. TINCKNELL	14:50:54.842	A. PRIAULX	1:11.021	2:23.920								
4	15:29:45.976	A. PRIAULX	15:30:36.029	A. PRIAULX	50.053	3:13.973								
5	16:34:52.567	A. PRIAULX	16:35:54.398	H. TINCKNELL	1:01.831	4:15.804								
6	16:54:07.736	H. TINCKNELL	16:54:51.500	H. TINCKNELL	43.764	4:59.568								
7	17:23:25.364	H. TINCKNELL	17:24:10.995	H. TINCKNELL	45.631	5:45.199								
8	17:44:58.707	H. TINCKNELL	17:45:42.261	H. TINCKNELL	43.554	6:28.753								
9	18:10:06.044	H. TINCKNELL	18:11:10.375	A. PRIAULX	1:04.331	7:33.084								
70	MR Racing Ferrari F488 GTE LMGTE Am													
1	13:38:47.634	E. CHEEVER	13:39:47.639	E. CHEEVER	1:00.005	1:00.005								
2	14:14:12.076	E. CHEEVER	14:15:41.422	M. ISHIKAWA	1:29.346	2:29.351								
3	15:02:01.346	M. ISHIKAWA	15:02:56.975	M. ISHIKAWA	55.629	3:24.980								
4	16:05:28.954	M. ISHIKAWA	16:06:38.082	E. CHEEVER	1:09.128	4:34.108								
5	16:56:02.965	E. CHEEVER	16:57:21.907	O. BERETTA	1:18.942	5:53.050								
6	17:42:09.845	O. BERETTA	17:43:12.049	O. BERETTA	1:02.204	6:55.254								
7	19:09:11.098	O. BERETTA	19:10:19.079	E. CHEEVER	1:07.981	8:03.235								
71	AF Corse Ferrari 488 GTE EVO LMGTE Pro													
1	13:41:28.152	S. BIRD	13:42:13.818	S. BIRD	45.666	45.666								
2	14:49:36.198	S. BIRD	14:50:35.098	S. BIRD	58.900	1:44.566								
3	15:28:33.109	S. BIRD	15:29:34.636	D. RIGON	1:01.527	2:46.093								
4	16:34:28.285	D. RIGON	16:35:31.241	D. RIGON	1:02.956	3:49.049								
5	16:56:52.561	D. RIGON	16:57:45.547	D. RIGON	52.986	4:42.035								
6	17:41:29.779	D. RIGON	17:42:23.392	D. RIGON	53.613	5:35.648								
77	Dempsey - Proton Racing Porsche 911 RSR LMGTE Am													
1	13:38:43.774	C. RIED	13:39:31.507	C. RIED	47.733	47.733								
2	14:11:11.075	C. RIED	14:11:56.820	C. RIED	45.745	1:33.478								
3	14:50:17.465	C. RIED	14:51:16.436	C. RIED	58.971	2:32.449								
4	15:21:49.105	C. RIED	15:22:45.238	R. PERA	56.133	3:28.582								
5	16:29:04.657	R. PERA	16:30:19.201	M. CAMPBELL	1:14.544	4:43.126								
6	16:56:31.826	M. CAMPBELL	16:57:24.056	M. CAMPBELL	52.230	5:35.356								
7	18:06:58.967	M. CAMPBELL	18:08:09.954	R. PERA	1:10.987	6:46.343								
81	BMW Team MTEK BMW M8 GTE LMGTE Pro													
1	13:38:20.895	M. TOMCZYK	13:39:29.688	M. TOMCZYK	1:08.793	1:08.793								
2	14:49:37.699	M. TOMCZYK	14:50:46.294	M. TOMCZYK	1:08.595	2:17.388								
3	15:45:33.951	M. TOMCZYK	15:46:32.379	N. CATSBURG	58.428	3:15.816								
4	16:44:16.042	N. CATSBURG	16:45:17.349	N. CATSBURG	1:01.307	4:17.123								
5	16:54:51.362	N. CATSBURG	16:55:43.466	N. CATSBURG	52.104	5:09.227								
6	17:24:21.325	N. CATSBURG	17:25:11.117	N. CATSBURG	49.792	5:59.019								
7	17:43:05.096	N. CATSBURG	17:43:52.768	N. CATSBURG	47.672	6:46.691								
8	19:09:01.395	N. CATSBURG	19:09:49.872	N. CATSBURG	48.477	7:35.168								
82	BMW Team MTEK BMW M8 GTE LMGTE Pro													
1	13:38:20.307	A. DA COSTA	13:39:05.515	A. DA COSTA	45.208	45.208								
2	14:49:36.897	A. DA COSTA	14:50:51.056	A. FARFUS	1:14.159	1:59.367								
3	15:29:14.099	A. FARFUS	15:30:06.620	A. FARFUS	52.521	2:51.888								
4	16:37:06.762	A. FARFUS	16:38:16.262	A. DA COSTA	1:09.500	4:01.388								
5	16:54:11.770	A. DA COSTA	16:55:00.028	A. DA COSTA	48.258	4:49.646								
6	17:18:22.359	A. DA COSTA	17:19:10.929	A. DA COSTA	48.570	5:38.216								
7	17:44:42.842	A. DA COSTA	17:45:28.670	A. DA COSTA	45.828	6:24.044								
8	18:40:22.052	A. DA COSTA	18:41:12.050	A. DA COSTA	49.998	7:14.042								
86	Gulf Racing Porsche 911 RSR LMGTE Am													
1	13:36:13.881	M. WAINWRIGHT	13:37:51.533	B. BARKER	1:37.652	1:37.652								
2	14:49:40.119	B. BARKER	14:50:57.787	T. PREINING	1:17.668	2:55.320								
3	15:24:49.764	T. PREINING	15:27:22.535	M. WAINWRIGHT	2:32.771	5:28.091								
4	16:38:39.378	M. WAINWRIGHT	16:40:19.844	T. PREINING	1:40.466	7:08.557								
5	16:57:13.732	T. PREINING	16:58:10.409	T. PREINING	56.677	8:05.234								
6	18:06:57.927	T. PREINING	18:08:13.086	B. BARKER	1:15.159	9:20.393								
7	18:49:13.066	B. BARKER	18:50:17.001	M. WAINWRIGHT	1:03.935	10:24.328								
88	Dempsey - Proton Racing Porsche 911 RSR LMGTE Am													
1	13:41:30.191	M. CAIROLI	13:42:42.365	G. RODA	1:12.174	1:12.174								
2	14:49:43.081	G. RODA	14:50:52.757	G. RODA	1:09.676	2:21.850								
3	15:37:46.235	G. RODA	15:38:45.649	G. RODA JR	59.414	3:21.264								
4	15:43:41.701	G. RODA JR	15:50:35.609	G. RODA JR	6:53.908	10:15.172								
5	16:42:40.771	G. RODA JR	16:43:51.048	M. CAIROLI	1:10.277	11:25.449								
6	16:59:09.682	M. CAIROLI	16:59:54.538	M. CAIROLI	44.856	12:10.305								
7	17:46:58.764	M. CAIROLI	17:48:05.710	G. RODA JR	1:06.946	13:17.251								



FIA WEC
Total 6 Hours of Spa-Francorchamps
Race

Pit Stop Analysis

Nr.	In Time	In Driver	Out Time	Out Driver	Pit Time	T. Pit Time	Nr.	In Time	In Driver	Out Time	Out Driver	Pit Time	T. Pit Time
8	18:41:33.473	G. RODA JR	18:42:25.088	M. CAIROLI	51.615	14:08.866							
90	TF Sport Aston Martin Vantage LMGTE Am						98	Aston Martin Racing Aston Martin Vantage LMGTE Am					
1	13:38:34.899	S. YOLUC	13:39:21.560	S. YOLUC	46.661	46.661	1	13:38:49.810	P. DALLA LANA	13:39:34.552	P. DALLA LANA	44.742	44.742
2	14:17:25.053	S. YOLUC	14:18:15.817	S. YOLUC	50.764	1:37.425	2	14:52:18.135	P. DALLA LANA	14:53:23.440	M. LAUDA	1:05.305	1:50.047
3	14:50:19.165	S. YOLUC	14:51:08.584	S. YOLUC	49.419	2:26.844	3	15:31:00.008	M. LAUDA	15:32:01.484	P. DALLA LANA	1:01.476	2:51.523
4	15:27:52.220	S. YOLUC	15:29:01.165	E. HANKEY	1:08.945	3:35.789	4	16:32:41.260	P. DALLA LANA	16:33:51.133	M. LAUDA	1:09.873	4:01.396
5	16:35:17.191	E. HANKEY	16:36:31.114	C. EASTWOOD	1:13.923	4:49.712	5	16:55:10.873	M. LAUDA	16:56:12.440	M. LAUDA	1:01.567	5:02.963
6	16:55:16.858	C. EASTWOOD	16:56:08.621	C. EASTWOOD	51.763	5:41.475	6	18:10:14.760	M. LAUDA	18:11:27.229	P. LAMY	1:12.469	6:15.432
7	17:43:19.673	C. EASTWOOD	17:44:44.906	C. EASTWOOD	1:25.233	7:06.708	7	18:29:10.662	P. LAMY	18:29:56.577	P. LAMY	45.915	7:01.347
8	18:48:54.795	C. EASTWOOD	18:49:39.620	C. EASTWOOD	44.825	7:51.533							
91	Porsche GT Team Porsche 911 RSR LMGTE Pro												
1	13:38:24.280	G. BRUNI	13:39:17.767	G. BRUNI	53.487	53.487							
2	13:52:56.671	G. BRUNI	13:53:38.454	G. BRUNI	41.783	1:35.270							
3	14:52:17.107	G. BRUNI	14:53:16.265	G. BRUNI	59.158	2:34.428							
4	15:28:14.985	G. BRUNI	15:29:10.371	R. LIETZ	55.386	3:29.814							
5	16:36:51.736	R. LIETZ	16:37:54.219	R. LIETZ	1:02.483	4:32.297							
6	16:56:55.029	R. LIETZ	16:57:48.975	R. LIETZ	53.946	5:26.243							
7	18:09:50.515	R. LIETZ	18:10:49.022	R. LIETZ	58.507	6:24.750							
92	Porsche GT Team Porsche 911 RSR LMGTE Pro												
1	13:38:21.452	K. ESTRE	13:39:06.881	K. ESTRE	45.429	45.429							
2	14:49:33.781	K. ESTRE	14:50:28.337	K. ESTRE	54.556	1:39.985							
3	15:00:21.316	K. ESTRE	15:01:01.952	K. ESTRE	40.636	2:20.621							
4	15:29:09.654	K. ESTRE	15:29:59.841	M. CHRISTENSEN	50.187	3:10.808							
5	16:36:54.631	M. CHRISTENSEN	16:37:58.829	K. ESTRE	1:04.198	4:15.006							
6	16:56:53.479	K. ESTRE	16:57:39.256	K. ESTRE	45.777	5:00.783							
7	18:06:22.034	K. ESTRE	18:07:25.162	M. CHRISTENSEN	1:03.128	6:03.911							
8	18:48:13.320	M. CHRISTENSEN	18:48:50.230	M. CHRISTENSEN	36.910	6:40.821							
95	Aston Martin Racing Aston Martin Vantage AMR LMGTE Pro												
1	13:35:47.740	N. THIIM	13:36:35.904	N. THIIM	48.164	48.164							
2	14:49:35.431	N. THIIM	14:50:36.127	N. THIIM	1:00.696	1:48.860							
3	15:28:50.421	N. THIIM	15:29:46.741	M. SØRENSEN	56.320	2:45.180							
4	16:37:12.116	M. SØRENSEN	16:38:19.791	M. SØRENSEN	1:07.675	3:52.855							
5	16:54:25.679	M. SØRENSEN	16:55:13.363	M. SØRENSEN	47.684	4:40.539							
6	17:46:47.386	M. SØRENSEN	17:47:50.275	N. THIIM	1:02.889	5:43.428							
7	18:28:09.287	N. THIIM	18:28:56.244	N. THIIM	46.957	6:30.385							
97	Aston Martin Racing Aston Martin Vantage AMR LMGTE Pro												
1	13:35:46.112	M. MARTIN	13:36:40.570	M. MARTIN	54.458	54.458							
2	14:11:17.325	M. MARTIN	14:12:10.221	M. MARTIN	52.896	1:47.354							
3	14:49:38.323	M. MARTIN	14:50:31.751	M. MARTIN	53.428	2:40.782							
4	15:28:16.149	M. MARTIN	15:29:18.315	A. LYNN	1:02.166	3:42.948							
5	16:36:44.097	A. LYNN	16:37:47.751	A. LYNN	1:03.654	4:46.602							
6	16:53:47.470	A. LYNN	16:54:40.453	A. LYNN	52.983	5:39.585							
7	17:44:12.422	A. LYNN	17:45:10.830	M. MARTIN	58.408	6:37.993							