


**Porsche Carrera Cup France & Benelux**  
Total 6 Hours of Spa-Francorchamps  
Free Practice 1

**Sector Analysis**

■ Personal Best   ■ Session Best   B Crossing the finish line in the pit lane

Lap	Time	Sector 1	Sector 2	Sector 3	Kph	Elapsed	Lap	Time	Sector 1	Sector 2	Sector 3	Kph	Elapsed	
<b>1</b>	<b>Ayhancan Güven</b> TUR							4	2:32.559	42.963	1:10.818	38.778	165.3	14:24.525
	Martinet by Alméras Porsche GT3 Cup 991							5	10:26.969	8:31.056	1:16.088	39.825	40.2	24:51.494
1	2:48.142	52.365	1:16.161	39.616	147.3	2:48.142	6	2:35.321	43.482	1:11.691	40.148	162.3	27:26.815	
2	2:32.313	42.492	1:11.313	38.508	165.5	5:20.455	7	2:31.212	42.336	1:10.350	38.526	166.7	29:58.027	
3	2:28.909	41.651	1:09.686	37.572	169.3	7:49.364	8	2:30.031	42.090	1:09.851	<b>38.090</b>	168.1	32:28.058	
4	2:27.028	40.889	1:08.730	37.409	171.5	10:16.392	9	<b>2:29.344</b>	41.374	<b>1:09.590</b>	38.380	168.8	34:57.402	
5	2:28.002	40.881	1:09.807	37.314	170.4	12:44.394	10	2:29.638	<b>41.267</b>	1:09.849	38.522	168.5	37:27.040	
6	6:32.126	4:30.327	1:17.012	44.787	64.3	19:16.520	11	2:30.175	41.679	1:10.051	38.445	167.9	39:57.215	
7	2:27.384	41.606	1:08.562	37.216	171.1	21:43.904								
8	2:26.709	40.322	1:09.047	37.340	171.9	24:10.613								
9	2:24.406	40.191	1:07.217	36.998	174.6	26:35.019								
10	<b>2:23.985</b>	<b>40.135</b>	<b>1:07.107</b>	<b>36.743</b>	175.1	28:59.004								
11	4:52.636	3:06.461	1:09.038	37.137	86.2	33:51.640								
12	2:26.240	40.331	1:07.666	38.243	172.4	36:17.880								
13	2:25.054	40.204	1:07.844	37.006	173.8	38:42.934								
14	2:26.287	40.520	1:08.416	37.351	172.4	41:09.221								
<b>2</b>	<b>Hugo Chevalier</b> FRA							<b>5</b>	<b>Adam Eteki</b> FRA					
	Martinet by Alméras Porsche GT3 Cup 991								Team 85 / Bourgoin Racing Porsche GT3 Cup 991					
1	2:52.582	53.727	1:17.750	41.105	143.6	2:52.582	1	3:23.398	1:13.044	1:24.616	45.738	121.8	3:23.398	
2	2:33.071	43.357	1:11.418	38.296	164.7	5:25.653	2	2:41.005	45.338	1:14.762	40.905	156.6	6:04.403	
3	2:28.360	41.388	1:09.269	37.703	170.0	7:54.013	3	2:36.065	43.062	1:13.477	39.526	161.6	8:40.468	
4	2:26.635	40.887	1:08.358	37.390	172.0	10:20.648	4	2:31.511	42.267	1:10.911	38.333	166.4	11:11.979	
5	6:58.326	4:47.068	1:31.174	40.084	60.3	17:18.974	5	2:35.353	47.039	1:10.139	38.175	162.3	13:47.332	
6	2:28.399	41.111	1:09.664	37.624	169.9	19:47.373	6	2:33.150	41.635	1:13.461	38.054	164.6	16:20.482	
7	2:25.176	40.619	1:07.205	37.352	173.7	22:12.549	7	2:31.166	43.314	1:09.494	38.358	166.8	18:51.648	
8	<b>2:24.226</b>	<b>40.476</b>	<b>1:06.973</b>	<b>36.777</b>	174.8	24:36.775	8	5:22.308	3:31.474	1:12.775	38.059	78.2	24:13.956	
9	2:24.655	40.482	1:07.352	36.821	174.3	27:01.430	9	2:29.168	41.643	<b>1:09.488</b>	38.037	169.0	26:43.124	
10	5:06.979	3:20.437	1:08.343	38.199	82.1	32:08.409	10	2:30.112	41.564	1:10.624	<b>37.924</b>	168.0	29:13.236	
11	2:25.153	40.640	1:07.473	37.040	173.7	34:33.562	11	2:38.078	47.137	1:10.925	40.016	159.5	31:51.314	
12	2:29.098	43.022	1:08.769	37.307	169.1	37:02.660	12	<b>2:29.161</b>	<b>41.352</b>	1:09.871	37.938	169.0	34:20.475	
13	2:26.110	40.621	1:08.266	37.223	172.6	39:28.770	13	2:30.553	42.186	1:10.160	38.207	167.5	36:51.028	
14	2:25.842	40.596	1:08.021	37.225	172.9	41:54.612	14	2:29.213	41.514	1:09.671	38.028	169.0	39:20.241	
<b>3</b>	<b>Ziad Geris</b> NLD							<b>7</b>	<b>Loek Hartog</b> NLD					
	Team GP Elite Porsche GT3 Cup 991								Bas Koeten Racing Porsche GT3 Cup 991					
1	4:25.441	2:13.863	1:24.997	46.581	93.3	4:25.441	1	3:20.662	1:14.255	1:22.444	43.963	123.5	3:20.662	
2	2:35.028	43.434	1:11.974	39.620	162.6	7:00.469	2	2:30.471	42.552	1:09.888	38.031	167.6	5:51.133	
3	2:30.815	41.907	1:10.656	38.252	167.2	9:31.284	3	2:27.984	41.350	1:09.255	37.379	170.4	8:19.117	
4	2:29.283	41.511	1:09.518	38.254	168.9	12:00.567	4	2:26.112	40.669	1:08.249	37.194	172.6	10:45.229	
5	4:56.247	3:06.766	1:10.945	38.536	85.1	16:56.814	5	2:26.495	40.608	1:08.197	37.690	172.1	13:11.724	
6	2:29.851	41.554	1:09.643	38.654	168.3	19:26.665	6	2:28.058	40.653	1:07.906	39.499	170.3	15:39.782	
7	2:28.588	41.585	1:09.210	37.793	169.7	21:55.253	7	8:43.384	6:48.404	1:11.725	43.255	48.2	24:23.166	
8	2:28.779	41.372	1:09.088	38.319	169.5	24:24.032	8	2:27.264	41.734	1:08.400	37.130	171.2	26:50.430	
9	2:28.478	41.256	1:09.332	37.890	169.8	26:52.510	9	2:26.365	<b>40.401</b>	1:08.701	37.263	172.3	29:16.795	
10	4:11.830	2:23.279	1:10.447	38.104	100.1	31:04.340	10	2:26.500	40.707	1:08.365	37.428	172.1	31:43.295	
11	2:29.016	41.449	1:09.432	38.135	169.2	33:33.356	11	<b>2:25.451</b>	40.674	<b>1:07.700</b>	<b>37.077</b>	173.4	34:08.746	
12	2:28.490	41.454	1:09.201	37.835	169.8	36:01.846	12	2:27.637	40.553	1:09.462	37.622	170.8	36:36.383	
13	2:27.854	41.188	1:09.195	<b>37.471</b>	170.5	38:29.700	13	2:25.950	40.455	1:08.176	37.319	172.8	39:02.333	
14	<b>2:27.623</b>	<b>41.030</b>	<b>1:09.005</b>	37.588	170.8	40:57.323	14	2:26.287	40.526	1:08.444	37.317	172.4	41:28.620	
<b>4</b>	<b>Baptiste Moulin</b> BEL							<b>8</b>	<b>Daan Van Kuijk</b> NLD					
	RMS Porsche GT3 Cup 991								Team GP Elite Porsche GT3 Cup 991					
1	6:33.251	4:20.710	1:26.292	46.249	63.0	6:33.251	1	3:33.019	1:24.209	1:26.005	42.805	116.3	3:33.019	
2	2:43.660	47.398	1:15.502	40.760	154.1	9:16.911	2	2:39.277	43.892	1:13.316	42.069	158.3	6:12.296	
3	2:35.055	43.217	1:12.497	39.341	162.6	11:51.966	3	2:29.816	41.205	1:10.072	38.539	168.3	8:42.112	
							4	2:27.731	41.290	1:08.761	37.680	170.7	11:09.843	
							5	2:27.825	41.346	1:08.895	37.584	170.6	13:37.668	
							6	2:28.214	41.392	1:09.277	<b>37.545</b>	170.1	16:05.882	
							7	2:27.672	<b>40.843</b>	1:09.068	37.761	170.7	18:33.554	
							8	6:40.039	4:51.998	1:09.905	38.136	63.0	25:13.593	
							9	2:28.827	41.405	1:09.311	38.111	169.4	27:42.420	
							10	2:31.359	44.189	1:09.282	37.888	166.6	30:13.779	
							11	2:27.945	41.073	1:09.213	37.659	170.4	32:41.724	
							12	2:28.915	41.020	1:10.105	37.790	169.3	35:10.639	




**Porsche Carrera Cup France & Benelux**  
Total 6 Hours of Spa-Francorchamps  
Free Practice 1

**Sector Analysis**

■ Personal Best   ■ Session Best   B Crossing the finish line in the pit lane

Lap	Time	Sector 1	Sector 2	Sector 3	Kph	Elapsed	Lap	Time	Sector 1	Sector 2	Sector 3	Kph	Elapsed	
13	2:27.544	40.846	1:08.710	37.988	170.9	37:38.183	7	2:25.629	40.475	1:07.894	37.260	173.1	22:29.255	
14	2:28.719	41.011	1:09.756	37.952	169.5	40:06.902	8	2:26.926	40.736	1:08.821	37.369	171.6	24:56.181	
<b>10</b> Florian Latorre	FRA						9	2:28.366	41.620	1:09.152	37.594	169.9	27:24.547	
RMS	Porsche GT3 Cup 991						10	2:26.926	41.317	1:08.423	37.186	171.6	29:51.473	
1	7:13.259	5:07.533	1:25.856	39.870	57.2	7:13.259	11	2:27.427	40.806	1:09.043	37.578	171.0	32:18.900	
2	2:30.056	42.137	1:09.965	37.954	168.0	9:43.315	12	2:27.383	40.817	1:09.076	37.490	171.1	34:46.283	
3	2:27.905	41.186	1:09.121	37.598	170.5	12:11.220	13	2:27.307	40.821	1:09.177	37.309	171.2	37:13.590	
4	2:27.362	40.967	1:08.857	37.538	171.1	14:38.582	14	2:28.842	41.213	1:10.085	37.544	169.4	39:42.432	
5	2:27.179	41.043	1:08.496	37.640	171.3	17:05.761	15	2:26.886	40.660	1:08.612	37.614	171.7	42:09.318	
6	10:51.453	9:04.424	1:09.200	37.829	38.7	27:57.214	<b>21</b> Clément Mateu						FRA	
7	2:26.262	40.750	1:07.962	37.550	172.4	30:23.476	Pierre Martinet by Alméras						Porsche GT3 Cup 991	
8	2:32.275	40.603	1:12.582	39.090	165.6	32:55.751	1	3:21.743	1:08.606	1:25.374	47.763	122.8	3:21.743	
9	2:30.474	40.649	1:10.419	39.406	167.6	35:26.225	2	2:42.120	44.890	1:16.560	40.670	155.5	6:03.863	
10	4:55.244	3:02.236	1:15.088	37.920	85.4	40:21.469	3	2:42.157	43.877	1:17.251	41.029	155.5	8:46.020	
<b>11</b> Enzo Guibbert						FRA		4	2:36.319	43.128	1:13.540	39.651	161.3	11:22.339
Racing Technology						Porsche GT3 Cup 991		5	2:35.052	42.617	1:13.101	39.334	162.6	13:57.391
1	2:59.303	55.302	1:21.461	42.540	138.2	2:59.303	6	2:33.207	42.764	1:11.564	38.879	164.6	16:30.598	
2	2:37.857	44.687	1:14.036	39.134	159.7	5:37.160	7	2:32.610	42.344	1:11.241	39.025	165.2	19:03.208	
3	2:31.672	42.335	1:11.385	37.952	166.2	8:08.832	8	5:52.191	3:58.845	1:13.634	39.712	71.6	24:55.399	
4	2:32.521	41.728	1:12.787	38.006	165.3	10:41.353	9	2:32.442	42.723	1:11.370	38.349	165.4	27:27.841	
5	2:31.149	41.863	1:10.274	39.012	166.8	13:12.502	10	2:30.811	42.032	1:10.530	38.249	167.2	29:58.652	
6	2:29.751	41.436	1:10.180	38.135	168.4	15:42.253	11	2:30.811	41.954	1:10.729	38.128	167.2	32:29.463	
7	8:29.329	6:39.723	1:11.629	37.977	49.5	24:11.582	12	2:53.418	42.075	1:24.594	46.749	145.4	35:22.881	
8	2:35.272	41.224	1:16.147	37.901	162.4	26:46.854	13	5:37.141	3:20.809	1:26.762	49.570	74.8	41:00.022	
9	2:31.623	41.739	1:11.505	38.379	166.3	29:18.477	<b>24</b> Max Van Splunteren						NLD	
10	2:30.833	41.587	1:10.753	38.493	167.2	31:49.310	Team GP Elite						Porsche GT3 Cup 991	
11	4:03.161	2:08.548	1:16.645	37.968	103.7	35:52.471	1	8:27.367	6:01.137	1:31.038	55.192	48.8	8:27.367	
12	2:27.741	41.521	1:09.037	37.183	170.7	38:20.212	2	2:49.698	42.441	1:17.541	49.716	148.6	11:17.065	
13	2:25.792	40.796	1:08.164	36.832	172.9	40:46.004	3	2:26.755	41.171	1:08.468	37.116	171.8	13:43.820	
<b>15</b> Lucas Groeneveld						NLD		4	2:26.135	40.892	1:08.094	37.149	172.5	16:09.955
Team GP Elite						Porsche GT3 Cup 991		5	2:25.004	40.338	1:07.642	37.024	173.9	18:34.959
1	3:29.884	1:11.824	1:32.990	45.070	118.0	3:29.884	6	5:08.522	3:22.164	1:08.859	37.499	81.7	23:43.481	
2	2:41.708	46.309	1:13.668	41.731	155.9	6:11.592	7	2:25.388	40.714	1:07.593	37.081	173.4	26:08.869	
3	2:32.589	42.319	1:11.364	38.906	165.2	8:44.181	8	2:27.269	40.389	1:09.908	36.972	171.2	28:36.138	
4	2:28.112	41.503	1:09.091	37.518	170.2	11:12.293	9	5:54.492	4:08.481	1:08.774	37.237	71.1	34:30.630	
5	4:52.410	3:04.717	1:09.955	37.738	86.2	16:04.703	10	2:26.383	40.493	1:08.383	37.507	172.2	36:57.013	
6	2:27.211	41.295	1:08.693	37.223	171.3	18:31.914	11	2:26.347	40.331	1:08.832	37.184	172.3	39:23.360	
7	2:27.191	40.987	1:08.806	37.398	171.3	20:59.105	12	2:26.463	40.336	1:08.676	37.451	172.2	41:49.823	
8	2:26.697	41.193	1:08.192	37.312	171.9	23:25.802	<b>28</b> Xavier Maasen						NLD	
9	2:26.630	41.123	1:08.329	37.178	172.0	25:52.432	DVB Racing						Porsche GT3 Cup 991	
10	4:25.040	2:36.419	1:10.404	38.217	95.1	30:17.472	1	4:13.081	1:31.078	1:43.613	58.390	97.9	4:13.081	
11	2:28.600	41.150	1:09.457	37.993	169.7	32:46.072	2	6:54.969	4:46.676	1:22.784	45.509	60.8	11:08.050	
12	2:27.253	41.213	1:08.506	37.534	171.2	35:13.325	3	2:45.627	47.173	1:13.653	44.801	152.2	13:53.677	
13	2:27.135	41.061	1:08.672	37.402	171.4	37:40.460	4	2:28.818	41.222	1:09.980	37.616	169.4	16:22.495	
14	2:28.110	41.130	1:08.744	38.236	170.2	40:08.570	5	2:26.168	40.759	1:08.064	37.345	172.5	18:48.663	
<b>17</b> Jurgen Van Hover						BEL		6	2:25.877	40.776	1:07.903	37.198	172.8	21:14.540
Speedlover						Porsche GT3 Cup 991		7	6:46.595	4:58.769	1:09.417	38.409	62.0	28:01.135
1	4:24.358	2:27.007	1:17.061	40.290	93.7	4:24.358	8	2:29.253	40.623	1:11.005	37.625	168.9	30:30.388	
2	2:30.634	42.540	1:10.015	38.079	167.4	6:54.992	9	2:26.922	40.393	1:09.037	37.492	171.6	32:57.310	
3	2:31.409	43.299	1:08.272	39.838	166.5	9:26.401	10	6:00.966	4:14.297	1:09.242	37.427	69.9	38:58.276	
4	2:24.791	40.336	1:07.522	36.933	174.1	11:51.192	11	2:28.793	40.420	1:10.950	37.423	169.5	41:27.069	
5	2:28.155	40.890	1:08.462	38.803	170.2	14:19.347	<b>31</b> Jesse Van Kuijk						NLD	
6	5:44.279	3:57.943	1:09.101	37.235	73.2	20:03.626	Team GP Elite						Porsche GT3 Cup 991	



**Porsche Carrera Cup France & Benelux**  
Total 6 Hours of Spa-Francorchamps  
Free Practice 1

**Sector Analysis**

■ Personal Best   ■ Session Best   B Crossing the finish line in the pit lane

Lap	Time	Sector 1	Sector 2	Sector 3	Kph	Elapsed	Lap	Time	Sector 1	Sector 2	Sector 3	Kph	Elapsed
1	3:28.002	1:25.144	1:20.936	41.922	119.1	3:28.002	8	2:29.184	41.334	1:09.968	37.882	169.0	28:01.813
2	2:41.302	44.069	1:14.885	42.348	156.3	6:09.304	9	2:30.070	41.429	1:10.756	37.885	168.0	30:31.883
3	2:30.273	41.321	1:10.767	38.185	167.8	8:39.577	10	2:28.358	<b>41.127</b>	1:09.217	38.014	170.0	33:00.241
4	2:26.868	40.898	1:08.217	37.753	171.7	11:06.445	11	2:30.814	42.234	1:09.984	38.596	167.2	35:31.055
5	2:26.709	40.593	1:08.531	37.585	171.9	13:33.154	12	2:28.887	41.430	1:09.599	37.858	169.4	37:59.942
6	5:46.341	3:59.726	1:08.774	37.841	72.8	19:19.495	13	2:28.612	41.460	1:09.501	37.651	169.7	40:28.554
7	2:26.193	40.786	1:07.807	37.600	172.5	21:45.688							
8	2:27.243	<b>40.375</b>	1:08.629	38.239	171.2	24:12.931							
9	2:27.889	40.924	1:08.833	38.132	170.5	26:40.820							
10	2:25.994	40.709	<b>1:07.754</b>	37.531	172.7	29:06.814							
11	2:25.984	40.682	1:07.945	37.357	172.7	31:32.798							
12	<b>2:25.977</b>	40.712	1:07.940	<b>37.325</b>	172.7	33:58.775							
13	2:26.886	40.462	1:08.517	37.907	171.7	36:25.661							
14	2:26.827	40.601	1:08.736	37.490	171.7	38:52.488							
15	2:26.583	40.565	1:08.505	37.513	172.0	41:19.071							

**32 Gianmarco Quaresmini** ITA  
Sébastien Loeb Racing Porsche GT3 Cup 991

1	3:23.679	1:18.569	1:19.750	45.360	121.6	3:23.679
2	2:37.291	43.927	1:14.025	39.339	160.3	6:00.970
3	2:30.951	42.215	1:10.614	38.122	167.0	8:31.921
4	2:30.703	41.885	1:10.379	38.439	167.3	11:02.624
5	2:29.245	41.741	1:09.650	37.854	168.9	13:31.869
6	2:37.952	43.220	1:15.922	38.810	159.6	16:09.821
7	6:32.748	4:38.678	1:11.535	42.535	64.2	22:42.569
8	2:28.679	41.727	1:09.154	<b>37.798</b>	169.6	25:11.248
9	2:47.071	46.584	1:15.551	44.936	150.9	27:58.319
10	5:42.021	3:38.863	1:19.400	43.758	73.7	33:40.340
11	2:38.059	41.999	1:11.956	44.104	159.5	36:18.399
12	2:37.724	41.513	1:09.324	46.887	159.9	38:56.123
13	<b>2:28.186</b>	<b>41.319</b>	<b>1:08.894</b>	37.973	170.2	41:24.309

**44 Jérôme Boullery** FRA  
Racing Technology Porsche GT3 Cup 991

1	3:10.294	55.583	1:30.765	43.946	130.2	3:10.294
2	2:37.561	43.770	1:14.339	39.452	160.0	5:47.855
3	2:35.322	43.359	1:13.057	38.906	162.3	8:23.177
4	2:33.685	43.729	1:10.759	39.197	164.1	10:56.862
5	3:06.994	1:17.991	1:10.360	38.643	134.8	14:03.856
6	2:31.243	42.247	1:10.427	38.569	166.7	16:35.099
7	2:31.953	42.652	1:10.481	38.820	165.9	19:07.052
8	8:33.037	6:24.876	1:24.767	43.394	49.1	27:40.089
9	2:31.548	42.685	1:10.640	38.223	166.4	30:11.637
10	2:29.154	41.884	<b>1:09.193</b>	38.077	169.0	32:40.791
11	<b>2:29.113</b>	<b>41.534</b>	1:09.517	<b>38.062</b>	169.1	35:09.904
12	2:29.996	41.684	1:10.003	38.309	168.1	37:39.900
13	2:29.531	41.592	1:09.747	38.192	168.6	40:09.431

**50 Wim Meulders** BEL  
Speedlover Porsche GT3 Cup 991

1	6:16.455	4:17.827	1:18.865	39.763	65.8	6:16.455
2	2:32.727	43.035	1:11.545	38.147	165.1	8:49.182
3	2:30.566	41.458	1:11.271	37.837	167.5	11:19.748
4	2:30.073	42.295	1:09.597	38.181	168.0	13:49.821
5	<b>2:27.840</b>	41.159	<b>1:09.141</b>	<b>37.540</b>	170.6	16:17.661
6	2:39.647	41.330	1:09.213	49.104	157.9	18:57.308
7	6:35.321	4:45.095	1:11.907	38.319	63.8	25:32.629

**52 Marvin Klein** FRA  
Pierre Martinet by Alméras Porsche GT3 Cup 991

1	3:02.080	57.356	1:22.595	42.129	136.1	3:02.080
2	2:39.669	44.058	1:15.448	40.163	157.9	5:41.749
3	2:33.254	42.067	1:11.934	39.253	164.5	8:15.003
4	2:31.372	41.427	<b>1:09.776</b>	40.169	166.6	10:46.375
5	2:31.000	41.046	1:11.806	38.148	167.0	13:17.375
6	<b>2:28.606</b>	<b>40.744</b>	1:09.843	<b>38.019</b>	169.7	15:45.981
7	5:16.494	3:26.622	1:11.485	38.387	79.7	21:02.475
8	2:29.740	41.045	1:10.342	38.353	168.4	23:32.215
9	2:29.179	41.015	1:10.106	38.058	169.0	26:01.394
10	2:30.418	41.122	1:11.085	38.211	167.6	28:31.812
11	2:30.064	41.299	1:10.357	38.408	168.0	31:01.876
12	2:30.999	41.462	1:10.703	38.834	167.0	33:32.875
13	2:31.237	41.048	1:11.486	38.703	166.7	36:04.112
14	2:32.055	41.693	1:11.712	38.650	165.8	38:36.167
15	2:31.739	40.976	1:11.845	38.918	166.2	41:07.906


**55 Nicolas Misslin** FRA  
Racing Technology Porsche GT3 Cup 991

1	3:09.676	54.284	1:31.417	43.975	130.6	3:09.676
2	2:36.248	43.114	1:13.460	39.674	161.4	5:45.924
3	2:32.122	42.492	1:11.012	38.618	165.7	8:18.046
4	2:29.871	41.956	1:10.125	37.790	168.2	10:47.917
5	8:23.676	6:33.857	1:11.244	38.575	50.1	19:11.593
6	2:28.111	41.284	1:08.980	37.847	170.2	21:39.704
7	2:36.028	41.254	1:10.415	44.359	161.6	24:15.732
8	5:48.174	3:44.467	1:21.983	41.724	72.4	30:03.906
9	2:34.804	43.042	1:12.441	39.321	162.9	32:38.710
10	2:27.587	41.223	1:08.897	37.467	170.8	35:06.297
11	<b>2:25.947</b>	40.910	<b>1:07.662</b>	<b>37.375</b>	172.8	37:32.244
12	2:27.209	<b>40.817</b>	1:08.122	38.270	171.3	39:59.453

**56 David Hallyday** FRA  
RMS Porsche GT3 Cup 991

1	6:53.624	4:43.661	1:25.664	44.299	59.9	6:53.624
2	2:44.758	45.530	1:17.909	41.319	153.0	9:38.382
3	2:37.786	43.771	1:13.467	40.548	159.8	12:16.168
4	2:33.354	42.811	1:11.663	38.880	164.4	14:49.522
5	2:33.265	42.570	1:11.009	39.686	164.5	17:22.787
6	2:30.891	41.858	1:10.611	38.422	167.1	19:53.678
7	2:30.916	41.989	1:10.441	38.486	167.1	22:24.594
8	8:11.864	6:16.436	1:16.220	39.208	51.3	30:36.458
9	2:31.903	42.428	1:11.141	38.334	166.0	33:08.361
10	2:31.386	42.088	1:10.750	38.548	166.6	35:39.747
11	2:30.522	42.354	<b>1:10.136</b>	<b>38.032</b>	167.5	38:10.269
12	<b>2:30.202</b>	<b>41.817</b>	1:10.149	38.236	167.9	40:40.471

**64 Howard Blank** USA  
RMS Porsche GT3 Cup 991




**Porsche Carrera Cup France & Benelux**  
Total 6 Hours of Spa-Francorchamps  
Free Practice 1

**Sector Analysis**

■ Personal Best   ■ Session Best   B Crossing the finish line in the pit lane

Lap	Time	Sector 1	Sector 2	Sector 3	Kph	Elapsed	Lap	Time	Sector 1	Sector 2	Sector 3	Kph	Elapsed
1	7:24.138	5:17.753	1:23.762	42.623	55.8	7:24.138	9	5:47.287	3:58.701	1:09.377	39.209	72.6	28:28.072
2	2:43.875	45.345	1:16.952	41.578	153.9	10:08.013	10	2:27.729	41.051	1:09.085	37.593	170.7	30:55.801
3	2:42.613	44.244	1:17.254	41.115	155.1	12:50.626	11	4:41.914	2:48.288	1:09.702	43.924	89.4	35:37.715
4	2:39.129	43.569	1:14.907	40.653	158.5	15:29.755	12	2:28.076	<b>40.660</b>	1:09.765	37.651	170.3	38:05.791
5	2:36.433	43.177	1:13.656	39.600	161.2	18:06.188	13	2:27.778	40.713	1:09.384	37.681	170.6	40:33.569
6	2:35.281	43.138	1:12.834	39.309	162.4	20:41.469	<b>88 Stéphane Denoual</b> FRA						
7	2:36.495	42.871	1:14.631	38.993	161.1	23:17.964	Martinet by Alméras Porsche GT3 Cup 991						
8	2:33.683	42.174	1:12.268	39.241	164.1	25:51.647	1	3:25.291	1:09.455	1:25.885	49.951	120.7	3:25.291
9	2:39.731	42.447	1:14.409	42.875	157.9	28:31.378	2	2:39.802	44.266	1:14.554	40.982	157.8	6:05.093
10	5:50.488	3:54.310	1:15.774	40.404	71.9	34:21.866	3	2:33.737	42.778	1:12.125	38.834	164.0	8:38.830
11	2:36.420	42.966	1:13.716	39.738	161.2	36:58.286	4	2:30.573	41.762	1:10.591	38.220	167.5	11:09.403
12	2:34.668	42.090	1:13.522	39.056	163.0	39:32.954	5	2:31.469	42.198	1:10.873	38.398	166.5	13:40.872
13	<b>2:32.613</b>	<b>41.859</b>	<b>1:12.133</b>	<b>38.621</b>	165.2	42:05.567	6	2:30.952	41.367	1:10.402	39.183	167.0	16:11.824
<b>74 Victor Blugeon</b> FRA							7	5:14.392	3:24.758	1:11.245	38.389	80.2	21:26.216
Pierre Martinet by Alméras Porsche GT3 Cup 991							8	<b>2:29.189</b>	41.272	<b>1:09.675</b>	38.242	169.0	23:55.405
1	3:20.005	1:07.569	1:25.441	46.995	123.9	3:20.005	9	2:30.041	41.314	1:10.555	38.172	168.0	26:25.446
2	2:38.948	45.910	1:14.132	38.906	158.6	5:58.953	10	2:29.263	41.211	1:09.803	38.249	168.9	28:54.709
3	2:32.033	42.224	1:11.146	38.663	165.8	8:30.986	11	2:29.709	41.251	1:09.929	38.529	168.4	31:24.418
4	2:30.918	41.921	1:10.753	38.244	167.1	11:01.904	12	2:29.998	41.087	1:10.659	38.252	168.1	33:54.416
5	2:30.489	41.733	1:10.858	37.898	167.5	13:32.393	13	2:29.525	41.055	1:10.281	38.189	168.6	36:23.941
6	2:29.305	41.914	1:09.525	37.866	168.9	16:01.698	14	2:30.557	<b>41.017</b>	1:11.321	38.219	167.5	38:54.498
7	2:28.427	41.195	1:09.493	37.739	169.9	18:30.125	15	2:29.255	41.158	1:10.045	<b>38.052</b>	168.9	41:23.753
8	6:24.203	4:31.525	1:13.568	39.110	65.6	24:54.328	<b>97 Nicolas Saelens</b> BEL						
9	2:31.175	42.170	1:11.033	37.972	166.8	27:25.503	Belgium Racing Porsche GT3 Cup 991						
10	2:26.866	40.937	1:08.507	37.422	171.7	29:52.369	1	3:10.855	1:00.162	1:26.623	44.070	129.8	3:10.855
11	2:29.145	40.974	1:08.202	39.969	169.1	32:21.514	2	2:37.324	43.501	1:14.322	39.501	160.3	5:48.179
12	<b>2:25.972</b>	40.798	<b>1:08.109</b>	<b>37.065</b>	172.7	34:47.486	3	2:32.540	42.575	1:11.406	38.559	165.3	8:20.719
13	2:27.138	40.783	1:09.158	37.197	171.4	37:14.624	4	2:29.452	41.317	1:09.825	38.310	168.7	10:50.171
14	2:27.118	<b>40.726</b>	1:08.831	37.561	171.4	39:41.742	5	2:28.060	41.392	1:09.008	37.660	170.3	13:18.231
<b>81 Bas Barenbrug</b> NLD							6	2:28.238	41.223	1:08.932	38.083	170.1	15:46.469
RaceArt Porsche GT3 Cup 991							7	2:30.194	41.404	1:09.753	39.037	167.9	18:16.663
1	4:12.833	1:40.236	1:35.368	57.229	98.0	4:12.833	8	5:55.644	4:05.742	1:11.653	38.249	70.9	24:12.307
2	2:41.259	45.654	1:15.077	40.528	156.4	6:54.092	9	2:29.118	41.135	1:08.960	39.023	169.1	26:41.425
3	2:34.399	44.210	1:11.062	39.127	163.3	9:28.491	10	2:27.768	41.019	1:09.134	37.615	170.6	29:09.193
4	<b>2:29.628</b>	42.054	1:09.545	<b>38.029</b>	168.5	11:58.119	11	<b>2:27.130</b>	41.158	<b>1:08.501</b>	<b>37.471</b>	171.4	31:36.323
5	2:29.636	42.090	<b>1:09.315</b>	38.231	168.5	14:27.755	12	2:28.398	<b>40.838</b>	1:09.971	37.589	169.9	34:04.721
6	5:15.081	3:25.540	1:11.003	38.538	80.0	19:42.836	13	2:27.751	41.103	1:09.076	37.572	170.7	36:32.472
7	2:30.874	41.876	1:09.881	39.117	167.1	22:13.710	14	2:28.771	41.199	1:09.455	38.117	169.5	39:01.243
8	2:30.235	41.884	1:10.000	38.351	167.8	24:43.945	<b>99 Dylan Dersdaele</b> BEL						
9	2:29.667	41.679	1:09.607	38.381	168.5	27:13.612	Belgium Racing Porsche GT3 Cup 991						
10	2:29.809	41.767	1:09.613	38.429	168.3	29:43.421	1	3:14.766	1:03.919	1:25.501	45.346	127.2	3:14.766
11	5:47.439	3:57.640	1:10.983	38.816	72.6	35:30.860	2	2:29.709	41.528	1:10.296	37.885	168.4	5:44.475
12	2:30.465	42.355	1:09.939	38.171	167.6	38:01.325	3	2:26.622	40.852	1:08.513	37.257	172.0	8:11.097
13	2:29.856	<b>41.601</b>	1:09.688	38.567	168.3	40:31.181	4	2:25.873	40.730	1:07.885	37.258	172.8	10:36.970
<b>85 Côme Ledogar</b> FRA							5	2:25.987	40.884	1:07.793	37.310	172.7	13:02.957
Team 85 / Bourgoin Racing Porsche GT3 Cup 991							6	6:23.460	4:36.755	1:08.824	37.881	65.8	19:26.417
1	2:57.694	57.094	1:18.329	42.271	139.4	2:57.694	7	2:26.589	40.745	1:08.554	37.290	172.0	21:53.006
2	2:35.065	43.635	1:12.080	39.350	162.6	5:32.759	8	<b>2:25.592</b>	40.541	1:07.850	<b>37.201</b>	173.2	24:18.598
3	2:29.542	41.835	1:09.649	38.058	168.6	8:02.301	9	2:26.458	40.724	1:08.459	37.275	172.2	26:45.056
4	<b>2:26.891</b>	40.977	<b>1:08.551</b>	<b>37.363</b>	171.7	10:29.192	10	2:25.601	40.588	<b>1:07.622</b>	37.391	173.2	29:10.657
5	2:28.702	41.535	1:09.004	38.163	169.6	12:57.894	11	2:25.948	40.778	1:07.873	37.297	172.8	31:36.605
6	4:45.735	2:57.150	1:09.779	38.806	88.2	17:43.629	12	2:26.833	40.824	1:08.449	37.560	171.7	34:03.438
7	2:29.330	40.748	1:09.772	38.810	168.8	20:12.959	13	3:41.615	1:54.622	1:09.347	37.646	113.8	37:45.053
8	2:27.826	40.999	1:08.990	37.837	170.6	22:40.785	14	2:25.759	<b>40.423</b>	1:08.069	37.267	173.0	40:10.812



**Porsche Carrera Cup France & Benelux**  
Total 6 Hours of Spa-Francorchamps  
Free Practice 1

**Sector Analysis**

■ Personal Best   ■ Session Best   B Crossing the finish line in the pit lane

Lap	Time	Sector 1	Sector 2	Sector 3	Kph	Elapsed	Lap	Time	Sector 1	Sector 2	Sector 3	Kph	Elapsed
<b>100</b> Mikkel Overgaard <span style="float:right">DNK</span>													
Dinamic Motorsport <span style="float:right">Porsche GT3 Cup 991</span>													
1	4:18.622	1:57.892	1:24.368	56.362	95.8	4:18.622	8	2:30.721	42.163	1:10.158	38.400	167.3	21:24.971
2	2:40.654	42.644	1:12.662	45.348	156.9	6:59.276	9	2:29.293	41.511	1:09.451	38.331	168.9	23:54.264
3	2:28.288	41.046	1:09.184	38.058	170.0	9:27.564	10	5:21.719	3:32.267	1:11.121	38.331	78.4	29:15.983
4	2:24.907	40.708	1:07.397	36.802	174.0	11:52.471	11	2:30.979	41.548	1:10.854	38.577	167.0	31:46.962
5	2:25.585	40.783	1:07.450	37.352	173.2	14:18.056	12	2:29.477	41.531	1:09.966	37.980	168.7	34:16.439
6	2:26.642	40.809	1:08.413	37.420	171.9	16:44.698	13	2:29.178	41.446	1:09.552	38.180	169.0	36:45.617
7	11:18.867	9:04.271	1:28.266	46.330	37.1	28:03.565	14	2:36.388	41.910	1:16.600	37.878	161.2	39:22.005
8	2:41.178	46.361	1:13.863	40.954	156.4	30:44.743	15	2:41.923	41.266	1:16.660	43.997	155.7	42:03.928
9	2:31.779	41.031	1:08.011	42.737	166.1	33:16.522							
10	2:23.456	40.379	1:06.782	36.295	175.8	35:39.978							
11	2:24.636	40.254	1:07.604	36.778	174.3	38:04.614							
12	2:25.614	40.413	1:07.944	37.257	173.2	40:30.228							
<b>918</b> Sandra Van Der Sloot <span style="float:right">NLD</span>													
Snoexx Motorsport <span style="float:right">Porsche GT3 Cup 991</span>													
1	4:21.190	1:55.565	1:30.792	54.833	94.9	4:21.190							
2	2:53.302	53.824	1:17.465	42.013	145.5	7:14.492							
3	2:31.200	42.491	1:10.700	38.009	166.8	9:45.692							
4	2:29.613	41.507	1:09.420	38.686	168.5	12:15.305							
5	2:27.794	41.337	1:08.917	37.540	170.6	14:43.099							
6	2:27.855	41.113	1:08.829	37.913	170.5	17:10.954							
7	2:33.180	41.157	1:12.916	39.107	164.6	19:44.134							
8	6:52.547	4:58.510	1:13.140	40.897	61.1	26:36.681							
9	2:30.835	41.420	1:09.696	39.719	167.2	29:07.516							
10	2:27.340	40.967	1:08.763	37.610	171.1	31:34.856							
11	6:11.406	4:17.419	1:15.873	38.114	67.9	37:46.262							
12	2:27.747	41.241	1:08.873	37.633	170.7	40:14.009							
<b>120</b> Philipp Sager <span style="float:right">AUT</span>													
Dinamic Motorsport <span style="float:right">Porsche GT3 Cup 991</span>													
1	3:51.357	1:45.874	1:22.652	42.831	107.1	3:51.357							
2	2:35.152	43.465	1:12.593	39.094	162.5	6:26.509							
3	2:29.666	41.891	1:10.016	37.759	168.5	8:56.175							
4	2:29.363	42.089	1:09.396	37.878	168.8	11:25.538							
5	2:29.393	41.414	1:10.056	37.923	168.8	13:54.931							
6	2:29.944	41.458	1:09.865	38.621	168.2	16:24.875							
7	6:49.706	5:00.118	1:11.107	38.481	61.5	23:14.581							
8	2:28.422	41.563	1:09.129	37.730	169.9	25:43.003							
9	6:33.920	4:39.490	1:14.470	39.960	64.0	32:16.923							
10	2:33.635	42.133	1:12.990	38.512	164.1	34:50.558							
11	2:27.482	41.137	1:08.691	37.654	171.0	37:18.040							
12	2:27.930	40.993	1:09.087	37.850	170.4	39:45.970							
13	2:27.741	41.079	1:08.930	37.732	170.7	42:13.711							
<b>888</b> Roger Grouwels <span style="float:right">NLD</span>													
RaceArt <span style="float:right">Porsche GT3 Cup 991</span>													
1	4:55.393	2:49.485	1:23.063	42.845	83.9	4:55.393							
2	2:32.462	43.263	1:10.780	38.419	165.4	7:27.855							
3	2:28.005	41.406	1:08.903	37.696	170.4	9:55.860							
4	2:27.877	41.402	1:08.654	37.821	170.5	12:23.737							
5	2:28.278	41.375	1:08.965	37.938	170.0	14:52.015							
6	2:29.618	41.211	1:10.149	38.258	168.5	17:21.633							
7	2:29.425	41.549	1:09.576	38.300	168.7	19:51.058							
8	2:29.478	41.553	1:09.515	38.410	168.7	22:20.536							
9	5:29.732	3:39.848	1:11.698	38.186	76.5	27:50.268							
10	2:29.830	41.437	1:09.948	38.445	168.3	30:20.098							
11	2:29.407	41.444	1:09.656	38.307	168.8	32:49.505							
12	2:29.041	41.330	1:09.300	38.411	169.2	35:18.546							
13	4:49.505	2:59.961	1:10.413	39.131	87.1	40:08.051							
<b>911</b> Christophe Lapierre <span style="float:right">FRA</span>													
Sébastien Loeb Racing <span style="float:right">Porsche GT3 Cup 991</span>													
1	3:25.909	1:15.947	1:23.657	46.305	120.3	3:25.909							
2	2:40.758	44.799	1:15.092	40.867	156.8	6:06.667							
3	2:38.655	42.913	1:14.444	41.298	158.9	8:45.322							
4	2:33.470	43.020	1:11.345	39.105	164.3	11:18.792							
5	2:33.604	43.767	1:10.817	39.020	164.2	13:52.396							
6	2:31.286	41.899	1:10.785	38.602	166.7	16:23.682							
7	2:30.568	42.413	1:09.855	38.300	167.5	18:54.250							