


Porsche Carrera Cup France & Benelux
Total 6 Hours of Spa-Francorchamps
Free Practice 2

Sector Analysis

■ Personal Best ■ Session Best B Crossing the finish line in the pit lane

Lap	Time	Sector 1	Sector 2	Sector 3	Kph	Elapsed	Lap	Time	Sector 1	Sector 2	Sector 3	Kph	Elapsed
1 Ayhancan Güven TUR							5 Adam Eteki FRA						
Martinet by Alméras Porsche GT3 Cup 991							Team 85 / Bourgoin Racing Porsche GT3 Cup 991						
1	2:48.460	55.848	1:13.931	38.681	147.1	2:48.460	1	3:12.428	1:06.175	1:23.436	42.817	128.7	3:12.428
2	2:27.383	41.298	1:08.785	37.300	171.1	5:15.843	2	2:39.736	44.594	1:12.454	42.688	157.8	5:52.164
3	2:27.339	41.782	1:08.523	37.034	171.1	7:43.182	3	2:30.963	42.064	1:10.772	38.127	167.0	8:23.127
4	2:25.383	40.289	1:07.909	37.185	173.4	10:08.565	4	2:28.983	41.841	1:09.291	37.851	169.2	10:52.110
5	2:26.477	40.377	1:08.800	37.300	172.1	12:35.042	5	4:35.282	2:36.790	1:19.844	38.648	91.6	15:27.392
6	6:31.819	4:39.606	1:13.667	38.546	64.4	19:06.861	6	2:29.221	41.754	1:10.040	37.427	169.0	17:56.613
7	2:28.579	41.359	1:09.641	37.579	169.7	21:35.440	7	2:26.769	41.260	1:08.244	37.265	171.8	20:23.382
8	2:27.698	41.625	1:08.925	37.148	170.7	24:03.138	8	2:26.104	41.299	1:07.566	37.239	172.6	22:49.486
9	2:25.616	40.172	1:08.264	37.180	173.2	26:28.754	9	2:25.638	40.954	1:07.861	36.823	173.1	25:15.124
10	2:25.144	40.166	1:07.942	37.036	173.7	28:53.898	10	2:26.267	41.146	1:07.692	37.429	172.4	27:41.391
11	2:26.880	40.483	1:08.667	37.730	171.7	31:20.778	11	6:05.353	4:16.630	1:10.770	37.953	69.0	33:46.744
12	2:28.630	41.222	1:09.888	37.520	169.6	33:49.408	12	2:28.952	41.885	1:09.208	37.859	169.3	36:15.696
2 Hugo Chevalier FRA							6 Yves Noel BEL						
Martinet by Alméras Porsche GT3 Cup 991							Car Tuning Lease Motorsport Porsche GT3 Cup 991						
1	2:51.522	56.751	1:15.437	39.334	144.4	2:51.522	1	3:53.533	1:54.069	1:17.782	41.682	106.1	3:53.533
2	2:28.767	41.192	1:09.901	37.674	169.5	5:20.289	2	2:34.156	43.203	1:11.881	39.072	163.6	6:27.689
3	2:26.168	40.558	1:08.278	37.332	172.5	7:46.457	3	2:33.016	42.136	1:12.133	38.747	164.8	9:00.705
4	2:25.709	40.628	1:07.854	37.227	173.0	10:12.166	4	2:32.650	42.479	1:11.106	39.065	165.2	11:33.355
5	2:25.680	40.408	1:08.061	37.211	173.1	12:37.846	5	2:32.287	42.246	1:11.199	38.842	165.6	14:05.642
6	7:29.925	5:38.030	1:14.122	37.773	56.0	20:07.771	6	4:55.692	3:03.800	1:11.947	39.945	85.3	19:01.334
7	2:26.529	40.690	1:08.381	37.458	172.1	22:34.300	7	2:33.598	42.645	1:12.113	38.840	164.2	21:34.932
8	2:26.446	40.786	1:08.350	37.310	172.2	25:00.746	8	2:34.337	42.016	1:13.215	39.106	163.4	24:09.269
9	2:26.612	40.574	1:08.523	37.515	172.0	27:27.358	9	2:33.763	41.834	1:12.629	39.300	164.0	26:43.032
10	2:25.381	40.382	1:07.914	37.085	173.4	29:52.739	10	2:31.796	41.872	1:11.030	38.894	166.1	29:14.828
11	5:04.751	3:17.662	1:09.038	38.051	82.7	34:57.490	11	2:32.942	42.074	1:11.362	39.506	164.9	31:47.770
							12	2:34.810	42.803	1:13.018	38.989	162.9	34:22.580
							13	2:35.333	42.789	1:12.396	40.148	162.3	36:57.913
3 Ziad Geris NLD							7 Loek Hartog NLD						
Team GP Elite Porsche GT3 Cup 991							Bas Koeten Racing Porsche GT3 Cup 991						
1	4:21.485	2:09.256	1:25.654	46.575	94.7	4:21.485	1	3:10.821	1:09.581	1:19.227	42.013	129.8	3:10.821
2	3:43.020	1:53.870	1:10.846	38.304	113.1	8:04.505	2	3:18.346	1:30.130	1:10.299	37.917	127.1	6:29.167
3	2:30.416	41.491	1:11.008	37.917	167.6	10:34.921	3	2:27.904	41.033	1:08.986	37.885	170.5	8:57.071
4	2:29.617	41.314	1:10.296	38.007	168.5	13:04.538	4	2:26.734	40.940	1:08.419	37.375	171.8	11:23.805
5	2:30.103	41.387	1:09.988	38.728	168.0	15:34.641	5	2:27.066	40.622	1:08.504	37.940	171.4	13:50.871
6	4:29.871	2:40.648	1:10.820	38.403	93.4	20:04.512	6	2:27.364	40.781	1:08.870	37.713	171.1	16:18.235
7	2:29.172	41.533	1:09.622	38.017	169.0	22:33.684	7	4:32.912	2:42.180	1:13.211	37.521	92.4	20:51.147
8	2:28.996	41.510	1:09.876	37.610	169.2	25:02.680	8	2:25.879	40.852	1:07.773	37.254	172.8	23:17.026
9	2:28.585	41.283	1:09.220	38.082	169.7	27:31.265	9	2:25.220	40.530	1:07.848	36.842	173.6	25:42.246
10	2:29.056	41.493	1:09.474	38.089	169.2	30:00.321	10	2:24.656	40.400	1:07.347	36.909	174.3	28:06.902
11	6:24.312	4:33.145	1:11.322	39.845	65.6	36:24.633	11	2:24.631	40.352	1:07.324	36.955	174.3	30:31.533
							12	2:24.849	40.566	1:07.483	36.800	174.1	32:56.382
4 Baptiste Moulin BEL							8 Daan Van Kuijk NLD						
RMS Porsche GT3 Cup 991							Team GP Elite Porsche GT3 Cup 991						
1	3:37.516	1:36.773	1:19.939	40.804	113.9	3:37.516	1	3:17.139	1:11.141	1:20.953	45.045	125.7	3:17.139
2	2:35.198	44.041	1:12.542	38.615	162.5	6:12.714	2	3:31.196	1:40.561	1:11.799	38.836	119.4	6:48.335
3	2:30.735	41.760	1:10.777	38.198	167.3	8:43.449	3	3:00.636	1:11.107	1:10.095	39.434	139.6	9:48.971
4	2:29.102	41.416	1:09.479	38.207	169.1	11:12.551	4	2:28.860	41.541	1:09.144	38.175	169.4	12:17.831
5	2:28.118	41.558	1:08.564	37.996	170.2	13:40.669	5	2:29.008	41.500	1:09.390	38.118	169.2	14:46.839
6	2:29.211	41.652	1:09.250	38.309	169.0	16:09.880	6	2:28.317	41.147	1:09.014	38.156	170.0	17:15.156
7	2:29.941	41.468	1:09.400	39.073	168.2	18:39.821	7	2:29.673	41.849	1:09.446	38.378	168.5	19:44.829
8	5:30.070	3:39.944	1:10.723	39.403	76.4	24:09.891	8	2:38.961	42.312	1:16.178	40.471	158.6	22:23.790
9	2:28.465	41.258	1:09.136	38.071	169.8	26:38.356							
10	2:29.345	41.894	1:09.690	37.761	168.8	29:07.701							




Porsche Carrera Cup France & Benelux
Total 6 Hours of Spa-Francorchamps
Free Practice 2

Sector Analysis

■ Personal Best ■ Session Best B Crossing the finish line in the pit lane

Lap	Time	Sector 1	Sector 2	Sector 3	Kph	Elapsed	Lap	Time	Sector 1	Sector 2	Sector 3	Kph	Elapsed	
10	Florian Latorre FRA							21	Clément Mateu FRA					
	RMS	Porsche GT3 Cup 991						Pierre Martinet by Alméras	Porsche GT3 Cup 991					
1	5:13.255	2:52.717	1:24.842	55.696	79.1	5:13.255	1	3:09.625	1:06.369	1:20.352	42.904	130.7	3:09.625	
2	2:39.661	45.368	1:13.044	41.249	157.9	7:52.916	2	2:41.192	43.587	1:15.951	41.654	156.4	5:50.817	
3	2:30.556	41.269	1:10.702	38.585	167.5	10:23.472	3	2:33.857	42.633	1:12.251	38.973	163.9	8:24.674	
4	2:26.106	40.959	1:07.778	37.369	172.6	12:49.578	4	2:30.992	42.203	1:10.412	38.377	167.0	10:55.666	
5	2:33.514	40.627	1:13.911	38.976	164.2	15:23.092	5	2:32.740	42.154	1:11.979	38.607	165.1	13:28.406	
6	5:10.805	3:07.574	1:24.474	38.757	81.1	20:33.897	6	2:31.376	42.045	1:10.934	38.397	166.6	15:59.782	
7	2:28.107	41.491	1:08.994	37.622	170.2	23:02.004	7	2:30.288	41.981	1:09.899	38.408	167.8	18:30.070	
8	2:24.681	40.575	1:07.180	36.926	174.3	25:26.685	8	5:45.710	3:56.610	1:10.941	38.159	72.9	24:15.780	
9	2:24.557	40.514	1:07.151	36.892	174.4	27:51.242	9	2:30.154	42.100	1:09.616	38.438	167.9	26:45.934	
11	Enzo Guibbert FRA							24	Max Van Splunteren NLD					
	Racing Technology	Porsche GT3 Cup 991						Team GP Elite	Porsche GT3 Cup 991					
1	2:53.903	57.041	1:18.183	38.679	142.5	2:53.903	1	3:10.199	1:07.277	1:19.838	43.084	130.3	3:10.199	
2	2:29.208	41.809	1:09.883	37.516	169.0	5:23.111	2	3:04.259	1:14.590	1:11.306	38.363	136.8	6:14.458	
3	2:27.112	41.447	1:08.480	37.185	171.4	7:50.223	3	2:29.374	40.749	1:10.649	37.976	168.8	8:43.832	
4	2:27.176	40.627	1:09.179	37.370	171.3	10:17.399	4	2:27.519	40.841	1:09.074	37.604	170.9	11:11.351	
5	2:27.942	41.638	1:08.095	38.209	170.4	12:45.341	5	2:26.340	40.780	1:08.105	37.455	172.3	13:37.691	
6	2:27.052	41.397	1:08.257	37.398	171.5	15:12.393	6	5:38.759	3:52.381	1:09.058	37.320	74.4	19:16.450	
7	2:26.721	40.971	1:08.600	37.150	171.9	17:39.114	7	2:26.830	40.460	1:08.626	37.744	171.7	21:43.280	
8	5:46.263	3:56.151	1:10.428	39.684	72.8	23:25.377	8	2:28.493	41.798	1:09.289	37.406	169.8	24:11.773	
9	2:28.241	41.092	1:09.712	37.437	170.1	25:53.618	9	2:26.991	40.504	1:08.757	37.730	171.5	26:38.764	
10	2:29.561	41.867	1:09.840	37.854	168.6	28:23.179	10	2:27.059	41.293	1:08.274	37.492	171.5	29:05.823	
11	2:30.293	41.017	1:10.939	38.337	167.8	30:53.472								
12	6:26.801	4:31.574	1:15.028	40.199	65.2	37:20.273								
15	Lucas Groeneveld NLD							28	Xavier Maassen NLD					
	Team GP Elite	Porsche GT3 Cup 991						DVB Racing	Porsche GT3 Cup 991					
1	4:41.350	2:28.138	1:26.120	47.092	88.1	4:41.350	1	3:17.728	1:21.281	1:17.039	39.408	125.3	3:17.728	
2	3:13.214	1:20.502	1:13.442	39.270	130.5	7:54.564	2	2:32.336	41.694	1:11.117	39.525	165.5	5:50.064	
3	2:30.659	41.837	1:10.331	38.491	167.4	10:25.223	3	2:27.513	40.867	1:09.110	37.536	170.9	8:17.577	
4	2:29.233	41.405	1:09.463	38.365	169.0	12:54.456	4	2:26.495	40.694	1:08.345	37.456	172.1	10:44.072	
5	2:29.007	41.176	1:09.834	37.997	169.2	15:23.463	5	2:26.997	40.457	1:09.064	37.476	171.5	13:11.069	
6	2:28.691	41.309	1:09.456	37.926	169.6	17:52.154	6	2:27.355	40.529	1:08.815	38.011	171.1	15:38.424	
7	2:28.881	41.402	1:09.425	38.054	169.4	20:21.035	7	5:11.210	3:22.521	1:10.503	38.186	81.0	20:49.634	
8	4:45.409	2:58.180	1:09.163	38.066	88.3	25:06.444	8	2:27.138	40.765	1:08.584	37.789	171.4	23:16.772	
9	2:30.604	41.240	1:10.366	38.998	167.4	27:37.048	9	2:27.123	40.644	1:09.245	37.234	171.4	25:43.895	
10	2:31.748	41.685	1:11.130	38.933	166.2	30:08.796	10	2:26.322	40.606	1:08.241	37.475	172.3	28:10.217	
							11	2:27.891	40.390	1:09.169	38.332	170.5	30:38.108	
17	Jurgen Van Hover BEL							31	Jesse Van Kuijk NLD					
	Speedlover	Porsche GT3 Cup 991						Team GP Elite	Porsche GT3 Cup 991					
1	3:15.061	1:16.725	1:17.349	40.987	127.0	3:15.061	1	3:19.231	1:16.439	1:21.335	41.457	124.4	3:19.231	
2	2:34.907	41.592	1:12.563	40.752	162.8	5:49.968	2	3:45.312	1:55.837	1:10.943	38.532	111.9	7:04.543	
3	2:30.031	41.554	1:10.429	38.048	168.1	8:19.999	3	2:55.015	1:06.180	1:10.414	38.421	144.1	9:59.558	
4	2:28.302	40.569	1:10.121	37.612	170.0	10:48.301	4	3:29.343	1:40.625	1:09.996	38.722	120.4	13:28.901	
5	2:28.019	40.457	1:09.978	37.584	170.3	13:16.320	5	2:29.501	41.610	1:09.877	38.014	168.7	15:58.402	
6	2:27.512	40.550	1:09.103	37.859	170.9	15:43.832	6	2:27.789	41.066	1:08.860	37.863	170.6	18:26.191	
7	2:27.855	40.977	1:09.294	37.584	170.5	18:11.687	7	2:27.664	41.054	1:08.829	37.781	170.8	20:53.855	
8	6:13.260	4:18.984	1:12.575	41.701	67.6	24:24.947	8	2:26.727	40.632	1:08.504	37.591	171.8	23:20.582	
9	2:27.247	40.944	1:08.783	37.520	171.2	26:52.194	9	2:28.069	40.619	1:09.444	38.006	170.3	25:48.651	
10	2:24.896	40.232	1:07.486	37.178	174.0	29:17.090	10	5:03.279	3:10.911	1:12.928	39.440	83.1	30:51.930	
11	2:30.028	41.505	1:09.908	38.615	168.1	31:47.118	11	7:06.742	5:07.260	1:15.659	43.823	59.1	37:58.672	
12	2:29.318	40.619	1:11.015	37.684	168.9	34:16.436								




Porsche Carrera Cup France & Benelux
Total 6 Hours of Spa-Francorchamps
Free Practice 2

Sector Analysis

■ Personal Best ■ Session Best B Crossing the finish line in the pit lane

Lap	Time	Sector 1	Sector 2	Sector 3	Kph	Elapsed	Lap	Time	Sector 1	Sector 2	Sector 3	Kph	Elapsed	
32	Gianmarco Quaresmini ITA							13	2:27.379	40.775	1:09.090	37.514	171.1	34:15.368
	Sébastien Loeb Racing Porsche GT3 Cup 991							14	2:29.597	41.047	1:10.023	38.527	168.5	36:44.965
1	3:16.298	1:17.646	1:17.738	40.914	126.2	3:16.298								
2	2:35.736	42.459	1:11.604	41.673	161.9	5:52.034								
3	2:27.176	41.118	1:08.600	37.458	171.3	8:19.210								
4	2:28.059	40.923	1:09.548	37.588	170.3	10:47.269								
5	2:36.392	41.466	1:16.313	38.613	161.2	13:23.661								
6	4:26.484	2:38.506	1:10.141	37.837	94.6	17:50.145								
7	2:26.698	41.026	1:08.087	37.585	171.9	20:16.843								
8	2:26.703	40.996	1:08.152	37.555	171.9	22:43.546								
9	2:26.614	40.767	1:08.181	37.666	172.0	25:10.160								
10	2:27.273	40.755	1:08.035	38.483	171.2	27:37.433								
11	7:02.230	5:12.608	1:11.363	38.259	59.7	34:39.663								
12	2:36.369	42.054	1:13.474	40.841	161.2	37:16.032								
44	Jérôme Boullery FRA							55	Nicolas Misslin FRA					
	Racing Technology Porsche GT3 Cup 991								Racing Technology Porsche GT3 Cup 991					
1	3:08.259	1:01.983	1:22.300	43.976	131.6	3:08.259	1	3:02.602	58.363	1:22.237	42.002	135.7	3:02.602	
2	2:32.118	42.718	1:11.219	38.181	165.8	5:40.377	2	2:34.059	43.589	1:11.796	38.674	163.7	5:36.661	
3	2:28.002	41.475	1:08.763	37.764	170.4	8:08.379	3	2:28.543	41.585	1:09.236	37.722	169.7	8:05.204	
4	2:27.223	40.970	1:08.582	37.671	171.3	10:35.602	4	2:28.366	41.130	1:09.387	37.849	169.9	10:33.570	
5	2:27.589	40.966	1:08.741	37.882	170.8	13:03.191	5	2:27.176	40.957	1:08.584	37.635	171.3	13:00.746	
6	2:28.034	41.375	1:09.202	37.457	170.3	15:31.225	6	7:13.618	5:15.803	1:18.065	39.750	58.1	20:14.364	
7	5:56.725	4:09.515	1:09.523	37.687	70.7	21:27.950	7	2:27.150	41.225	1:08.438	37.487	171.3	22:41.514	
8	2:31.488	41.432	1:08.737	41.319	166.4	23:59.438	8	2:26.203	40.841	1:08.114	37.248	172.5	25:07.717	
9	2:28.643	41.457	1:08.916	38.270	169.6	26:28.081	9	2:28.116	40.702	1:08.810	38.604	170.2	27:35.833	
							10	2:25.441	40.638	1:07.543	37.260	173.4	30:01.274	
50	Wim Meulders BEL							56	David Hallyday FRA					
	Speedlover Porsche GT3 Cup 991								RMS Porsche GT3 Cup 991					
1	3:38.198	1:37.775	1:19.810	40.613	113.5	3:38.198	1	3:37.106	1:32.805	1:22.823	41.478	114.1	3:37.106	
2	2:33.993	43.105	1:11.973	38.915	163.7	6:12.191	2	2:38.927	44.035	1:14.769	40.123	158.7	6:16.033	
3	2:33.155	42.098	1:12.579	38.478	164.6	8:45.346	3	2:33.501	43.329	1:11.426	38.746	164.3	8:49.534	
4	2:31.908	42.180	1:11.362	38.366	166.0	11:17.254	4	2:31.053	42.056	1:10.437	38.560	166.9	11:20.587	
5	2:30.358	41.639	1:10.486	38.233	167.7	13:47.612	5	2:31.664	41.760	1:10.134	39.770	166.3	13:52.251	
6	2:29.658	41.808	1:09.876	37.974	168.5	16:17.270	6	2:30.388	42.170	1:09.996	38.222	167.7	16:22.639	
7	2:30.803	41.792	1:10.642	38.369	167.2	18:48.073	7	2:29.341	41.623	1:09.704	38.014	168.8	18:51.980	
8	2:30.796	41.654	1:10.556	38.586	167.2	21:18.869	8	2:30.130	41.438	1:10.350	38.342	167.9	21:22.110	
9	2:30.308	41.479	1:10.242	38.587	167.7	23:49.177	9	2:29.579	41.831	1:09.593	38.155	168.6	23:51.689	
10	6:22.919	4:28.005	1:14.951	39.963	65.8	30:12.096	10	2:30.134	41.875	1:10.058	38.201	167.9	26:21.823	
11	2:32.851	42.222	1:11.481	39.148	165.0	32:44.947	11	2:30.045	41.747	1:09.773	38.525	168.0	28:51.868	
12	2:40.181	41.866	1:14.845	43.470	157.4	35:25.128								
52	Marvin Klein FRA							64	Howard Blank USA					
	Pierre Martinet by Almérás Porsche GT3 Cup 991								RMS Porsche GT3 Cup 991					
1	2:58.840	59.845	1:18.787	40.208	138.5	2:58.840	1	3:53.825	1:38.856	1:26.322	48.647	106.0	3:53.825	
2	2:30.498	42.111	1:10.475	37.912	167.5	5:29.338	2	2:41.359	46.303	1:15.077	39.979	156.3	6:35.184	
3	2:26.291	40.651	1:08.376	37.264	172.4	7:55.629	3	2:36.395	42.844	1:13.550	40.001	161.2	9:11.579	
4	2:25.498	40.431	1:07.788	37.279	173.3	10:21.127	4	2:34.377	42.082	1:12.922	39.373	163.3	11:45.956	
5	2:26.101	40.118	1:08.521	37.462	172.6	12:47.228	5	2:33.459	42.479	1:11.910	39.070	164.3	14:19.415	
6	2:25.715	40.362	1:08.269	37.084	173.0	15:12.943	6	2:34.996	42.063	1:12.085	40.848	162.7	16:54.411	
7	2:27.060	41.351	1:08.422	37.287	171.5	17:40.003	7	2:34.674	42.119	1:12.894	39.661	163.0	19:29.085	
8	4:20.156	2:29.148	1:13.695	37.313	96.9	22:00.159	8	2:39.062	42.202	1:15.186	41.674	158.5	22:08.147	
9	2:26.786	40.688	1:08.585	37.513	171.8	24:26.945	9	5:04.328	3:09.028	1:14.470	40.830	82.9	27:12.475	
10	2:26.168	40.548	1:08.192	37.428	172.5	26:53.113	10	2:35.120	42.812	1:12.580	39.728	162.5	29:47.595	
11	2:26.424	40.221	1:08.726	37.477	172.2	29:19.537	11	2:35.780	42.273	1:14.421	39.086	161.9	32:23.375	
12	2:28.452	40.453	1:09.527	38.472	169.8	31:47.989	12	2:36.083	42.838	1:12.987	40.258	161.5	34:59.458	
74	Victor Blugeon FRA							74	Victor Blugeon FRA					
	Pierre Martinet by Almérás Porsche GT3 Cup 991								Pierre Martinet by Almérás Porsche GT3 Cup 991					
1	3:06.228	1:05.648	1:19.763	40.817	133.0	3:06.228	1	3:06.228	1:05.648	1:19.763	40.817	133.0	3:06.228	
2	2:33.092	43.114	1:11.849	38.129	164.7	5:39.320	2	2:33.092	43.114	1:11.849	38.129	164.7	5:39.320	
3	2:28.208	41.349	1:09.278	37.581	170.1	8:07.528	3	2:28.208	41.349	1:09.278	37.581	170.1	8:07.528	
4	2:35.416	40.888	1:09.213	45.315	162.2	10:42.944	4	2:35.416	40.888	1:09.213	45.315	162.2	10:42.944	
5	2:27.049	41.051	1:08.577	37.421	171.5	13:09.993	5	2:27.049	41.051	1:08.577	37.421	171.5	13:09.993	
6	2:29.047	41.004	1:09.114	38.929	169.2	15:39.040	6	2:29.047	41.004	1:09.114	38.929	169.2	15:39.040	
7	2:29.114	41.081	1:09.247	38.786	169.1	18:08.154	7	2:29.114	41.081	1:09.247	38.786	169.1	18:08.154	
8	5:31.991	3:35.507	1:15.587	40.897	75.9	23:40.145	8	5:31.991	3:35.507	1:15.587	40.897	75.9	23:40.145	
9	2:28.126	41.244	1:09.516	37.366	170.2	26:08.271	9	2:28.126	41.244	1:09.516	37.366	170.2	26:08.271	
10	2:26.737	40.821	1:08.390	37.526	171.8	28:35.008	10	2:26.737	40.821	1:08.390	37.526	171.8	28:35.008	

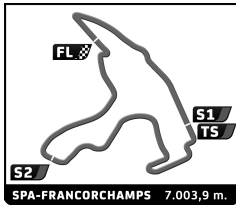


Porsche Carrera Cup France & Benelux
Total 6 Hours of Spa-Francorchamps
Free Practice 2

Sector Analysis

■ Personal Best ■ Session Best B Crossing the finish line in the pit lane

Lap	Time	Sector 1	Sector 2	Sector 3	Kph	Elapsed	Lap	Time	Sector 1	Sector 2	Sector 3	Kph	Elapsed
11	2:26.916	40.944	1:08.544	37.428	171.6	31:01.924	5	2:27.921	41.038	1:09.131	37.752	170.5	13:13.648
12	2:26.970	41.078	1:08.551	37.341	171.6	33:28.894	6	2:27.527	40.925	1:08.907	37.695	170.9	15:41.175
13	2:26.805	40.679	1:08.662	37.464	171.8	35:55.699	7	2:29.529	41.223	1:09.587	38.719	168.6	18:10.704
81 Bas Barenbrug NLD							8	5:37.640	3:46.520	1:12.588	38.532	74.7	23:48.344
RaceArt Porsche GT3 Cup 991							9	2:29.165	41.157	1:09.659	38.349	169.0	26:17.509
1	3:50.336	1:40.694	1:25.595	44.047	107.6	3:50.336	10	2:28.643	40.880	1:09.350	38.413	169.6	28:46.152
2	2:35.028	43.585	1:12.226	39.217	162.6	6:25.364	11	2:28.404	41.142	1:09.296	37.966	169.9	31:14.556
3	2:32.243	42.178	1:10.815	39.250	165.6	8:57.607	12	2:30.189	41.082	1:09.838	39.269	167.9	33:44.745
4	2:31.486	42.214	1:10.603	38.669	166.4	11:29.093	13	2:38.800	44.260	1:13.290	41.250	158.8	36:23.545
5	2:31.471	42.196	1:10.408	38.867	166.5	14:00.564	99 Dylan Derdaele BEL						
6	5:10.461	3:19.766	1:11.464	39.231	81.2	19:11.025	Belgium Racing Porsche GT3 Cup 991						
7	2:31.561	42.030	1:11.041	38.490	166.4	21:42.586	1	3:13.521	1:14.141	1:19.096	40.284	128.0	3:13.521
8	2:31.574	41.849	1:11.525	38.200	166.3	24:14.160	2	2:29.175	41.436	1:10.046	37.693	169.0	5:42.696
9	2:30.509	41.668	1:10.333	38.508	167.5	26:44.669	3	2:26.624	40.860	1:08.188	37.576	172.0	8:09.320
10	2:30.748	41.614	1:10.081	39.053	167.3	29:15.417	4	2:26.809	40.776	1:08.274	37.759	171.7	10:36.129
11	2:33.945	43.202	1:12.184	38.559	163.8	31:49.362	5	2:27.360	40.696	1:09.108	37.556	171.1	13:03.489
12	2:32.072	42.202	1:11.492	38.378	165.8	34:21.434	6	2:26.476	40.772	1:08.187	37.517	172.1	15:29.965
13	2:36.176	42.321	1:10.860	42.995	161.4	36:57.610	7	5:59.529	4:13.213	1:09.150	37.166	70.1	21:29.494
85 Côme Ledogar FRA							8	2:26.829	40.628	1:08.820	37.381	171.7	23:56.323
Team 85 / Bourgoin Racing Porsche GT3 Cup 991							9	2:29.811	40.542	1:11.864	37.405	168.3	26:26.134
1	2:46.782	48.883	1:19.147	38.752	148.5	2:46.782	10	2:27.069	40.756	1:08.499	37.814	171.4	28:53.203
2	2:25.038	40.839	1:07.656	36.543	173.8	5:11.820	100 Mikkel Overgaard DNK						
3	2:25.391	40.245	1:06.537	38.609	173.4	7:37.211	Dinamic Motorsport Porsche GT3 Cup 991						
4	2:24.429	40.482	1:07.007	36.940	174.6	10:01.640	1	3:12.732	1:15.623	1:16.931	40.178	128.5	3:12.732
5	2:24.402	40.338	1:07.024	37.040	174.6	12:26.042	2	2:33.737	42.218	1:11.313	40.206	164.0	5:46.469
6	6:02.384	4:08.151	1:12.943	41.290	69.6	18:28.426	3	2:25.063	40.622	1:07.516	36.925	173.8	8:11.532
7	2:32.619	42.196	1:11.108	39.315	165.2	21:01.045	4	2:29.653	40.261	1:07.585	41.807	168.5	10:41.185
8	2:26.585	40.723	1:08.417	37.445	172.0	23:27.630	5	2:25.368	40.432	1:07.951	36.985	173.5	13:06.553
9	2:26.643	40.564	1:08.652	37.427	171.9	25:54.273	6	6:36.678	4:43.548	1:13.400	39.730	63.6	19:43.231
10	2:27.165	40.940	1:08.485	37.740	171.3	28:21.438	7	2:33.889	41.371	1:09.436	43.082	163.8	22:17.120
11	2:28.485	40.596	1:09.578	38.311	169.8	30:49.923	8	2:26.464	40.826	1:08.342	37.296	172.2	24:43.584
12	2:28.142	40.936	1:08.603	38.603	170.2	33:18.065	9	2:26.013	40.623	1:07.694	37.696	172.7	27:09.597
88 Stéphane Denoual FRA							10	2:24.815	40.348	1:07.491	36.976	174.1	29:34.412
Martinet by Alméras Porsche GT3 Cup 991							120 Philipp Sager AUT						
1	3:09.018	1:04.969	1:20.071	43.978	131.1	3:09.018	Dinamic Motorsport Porsche GT3 Cup 991						
2	2:39.198	43.231	1:14.863	41.104	158.4	5:48.216	1	3:15.823	1:16.479	1:17.329	42.015	126.5	3:15.823
3	2:30.317	41.646	1:10.807	37.864	167.7	8:18.533	2	2:40.440	42.386	1:11.999	46.055	157.2	5:56.263
4	2:31.099	41.108	1:11.633	38.358	166.9	10:49.632	3	2:29.678	41.635	1:09.991	38.052	168.5	8:25.941
5	2:28.767	41.120	1:09.746	37.901	169.5	13:18.399	4	2:30.253	41.279	1:10.448	38.526	167.8	10:56.194
6	2:27.835	40.796	1:09.508	37.531	170.6	15:46.234	5	5:24.912	3:34.358	1:11.388	39.166	77.6	16:21.106
7	2:28.250	40.987	1:09.405	37.858	170.1	18:14.484	6	2:28.544	41.350	1:09.061	38.133	169.7	18:49.650
8	4:51.690	3:02.742	1:10.658	38.290	86.4	23:06.174	7	2:34.079	41.802	1:12.661	39.616	163.6	21:23.729
9	2:29.207	41.006	1:10.456	37.745	169.0	25:35.381	8	2:28.396	41.279	1:09.252	37.865	169.9	23:52.125
10	2:28.141	41.060	1:09.378	37.703	170.2	28:03.522	9	4:21.178	2:27.434	1:15.229	38.515	96.5	28:13.303
11	2:27.591	40.842	1:09.227	37.522	170.8	30:31.113	10	2:28.893	41.728	1:09.432	37.733	169.3	30:42.196
12	2:31.072	42.431	1:10.037	38.604	166.9	33:02.185	11	2:27.574	41.305	1:08.879	37.390	170.9	33:09.770
13	2:29.314	40.941	1:09.912	38.461	168.9	35:31.499	12	2:26.607	40.805	1:08.240	37.562	172.0	35:36.377
97 Nicolas Saelens BEL							888 Roger Grouwels NLD						
Belgium Racing Porsche GT3 Cup 991							RaceArt Porsche GT3 Cup 991						
1	3:11.815	1:08.624	1:20.033	43.158	129.2	3:11.815	1	3:29.258	1:23.810	1:20.829	44.619	118.4	3:29.258
2	2:35.533	43.128	1:12.765	39.640	162.1	5:47.348	2	2:42.644	49.241	1:14.558	38.845	155.0	6:11.902
3	2:29.636	41.377	1:10.168	38.091	168.5	8:16.984	3	2:30.517	41.891	1:09.997	38.629	167.5	8:42.419
4	2:28.743	41.286	1:09.415	38.042	169.5	10:45.727	4	2:30.692	41.540	1:09.551	39.601	167.3	11:13.111



Porsche Carrera Cup France & Benelux
Total 6 Hours of Spa-Francorchamps
Free Practice 2

Sector Analysis

■ Personal Best ■ Session Best B Crossing the finish line in the pit lane

Lap	Time	Sector 1	Sector 2	Sector 3	Kph	Elapsed	Lap	Time	Sector 1	Sector 2	Sector 3	Kph	Elapsed
5	2:30.216	41.689	1:09.906	38.621	167.9	13:43.327							
6	2:29.509	41.506	1:09.723	38.280	168.6	16:12.836							
7	5:03.698	3:14.130	1:11.255	38.313	83.0	21:16.534							
8	2:29.900	41.441	1:10.143	38.316	168.2	23:46.434							
9	2:29.914	41.793	1:10.154	37.967	168.2	26:16.348							
10	2:30.132	41.304	1:09.727	39.101	167.9	28:46.480							
11	2:29.599	41.416	1:09.920	38.263	168.5	31:16.079							
12	2:28.935	41.056	1:09.596	38.283	169.3	33:45.014							
13	2:30.339	41.664	1:09.567	39.108	167.7	36:15.353							

911 **Christophe Lapierre** FRA
Sébastien Loeb Racing Porsche GT3 Cup 991

1	3:14.856	1:13.807	1:17.316	43.733	127.1	3:14.856
2	2:38.192	43.931	1:13.211	41.050	159.4	5:53.048
3	2:31.971	41.756	1:11.152	39.063	165.9	8:25.019
4	2:36.532	43.402	1:10.106	43.024	161.1	11:01.551
5	2:28.877	41.507	1:09.271	38.099	169.4	13:30.428
6	2:36.650	41.414	1:12.679	42.557	161.0	16:07.078
7	2:36.582	41.541	1:10.733	44.308	161.0	18:43.660
8	2:28.665	41.653	1:09.081	37.931	169.6	21:12.325
9	2:28.857	41.613	1:09.295	37.949	169.4	23:41.182
10	4:12.846	2:23.307	1:11.450	38.089	99.7	27:54.028
11	2:28.567	41.375	1:09.176	38.016	169.7	30:22.595
12	2:28.759	41.378	1:08.771	38.610	169.5	32:51.354
13	2:36.450	41.615	1:15.433	39.402	161.2	35:27.804
14	2:35.766	45.334	1:11.747	38.685	161.9	38:03.570

918 **Sandra Van Der Sloot** NLD
Snoeex Motorsport Porsche GT3 Cup 991

1	3:26.908	1:20.459	1:22.142	44.307	119.7	3:26.908
2	2:49.430	50.854	1:19.374	39.202	148.8	6:16.338
3	2:30.401	41.774	1:10.258	38.369	167.6	8:46.739
4	2:29.695	41.467	1:09.935	38.293	168.4	11:16.434
5	2:29.076	41.364	1:09.357	38.355	169.1	13:45.510
6	2:29.762	42.086	1:09.413	38.263	168.4	16:15.272
7	2:30.089	41.408	1:10.190	38.491	168.0	18:45.361
8	7:01.252	5:09.109	1:14.031	38.112	59.9	25:46.613
9	2:29.188	41.652	1:09.342	38.194	169.0	28:15.801
10	2:30.673	41.442	1:10.519	38.712	167.3	30:46.474
11	6:26.794	4:30.054	1:14.681	42.059	65.2	37:13.268

992 **Didier Van Dalen** BEL
Kronos Porsche Centre Porsche GT3 Cup 991

1	3:28.621	1:22.030	1:21.548	45.043	118.8	3:28.621
2	2:31.549	42.054	1:10.631	38.864	166.4	6:00.170
3	2:28.276	41.142	1:09.133	38.001	170.0	8:28.446
4	2:28.917	40.979	1:09.611	38.327	169.3	10:57.363
5	2:29.122	41.080	1:09.944	38.098	169.1	13:26.485
6	2:27.218	40.934	1:08.773	37.511	171.3	15:53.703
7	5:43.127	3:54.518	1:10.516	38.093	73.5	21:36.830
8	2:29.127	40.980	1:10.445	37.702	169.1	24:05.957
9	2:27.092	40.819	1:08.594	37.679	171.4	26:33.049
10	2:27.321	40.843	1:08.515	37.963	171.2	29:00.370