


Porsche Carrera Cup France & Benelux
Total 6 Hours of Spa-Francorchamps
Race 1

Sector Analysis

■ Personal Best ■ Session Best B Crossing the finish line in the pit lane

Lap	Time	Sector 1	Sector 2	Sector 3	Kph	Elapsed	Lap	Time	Sector 1	Sector 2	Sector 3	Kph	Elapsed
1 Ayhancan Güven TUR							7 Loek Hartog NLD						
Martinet by Alméras Porsche GT3 Cup 991							Bas Koeten Racing Porsche GT3 Cup 991						
1	2:36.247	39.172	1:13.156	43.919	158.6	2:36.247	1	2:45.160	42.896	1:14.256	48.008	150.0	2:45.160
2	3:55.018	1:10.119	1:45.955	58.944	107.3	6:31.265	2	3:55.785	1:10.132	1:45.489	1:00.164	106.9	6:40.945
3	3:57.761	1:08.323	1:41.095	1:08.343	106.0	10:29.026	3	3:57.735	1:08.955	1:38.614	1:10.166	106.1	10:38.680
4	4:10.073	1:16.502	1:42.458	1:11.113	100.8	14:39.099	4	4:05.666	1:18.223	1:38.465	1:08.978	102.6	14:44.346
5	2:26.402	40.868	1:08.164	37.370	172.2	17:05.501	5	2:31.294	42.027	1:10.670	38.597	166.7	17:15.640
6	2:24.542	40.473	1:07.188	36.881	174.4	19:30.043	6	2:28.869	41.238	1:10.166	37.465	169.4	19:44.509
7	2:24.347	40.219	1:07.047	37.081	174.7	21:54.390	7	2:26.020	40.589	1:08.054	37.377	172.7	22:10.529
8	2:26.652	40.386	1:08.207	38.059	171.9	24:21.042	8	2:27.335	40.914	1:08.269	38.152	171.1	24:37.864
9	2:29.635	40.690	1:10.500	38.445	168.5	26:50.677	9	2:28.843	40.940	1:09.564	38.339	169.4	27:06.707
10	2:28.432	40.527	1:08.016	39.889	169.9	29:19.109	10	2:30.042	40.876	1:08.177	40.989	168.0	29:36.749
11	2:45.148	44.747	1:16.000	44.401	152.7	32:04.257	11	2:52.098	46.291	1:20.837	44.970	146.5	32:28.847
2 Hugo Chevalier FRA							10 Florian Latorre FRA						
Martinet by Alméras Porsche GT3 Cup 991							RMS Porsche GT3 Cup 991						
1	2:40.685	41.483	1:11.867	47.335	154.2	2:40.685	1	2:34.933	39.210	1:12.270	43.453	159.9	2:34.933
2	3:54.552	1:09.320	1:45.990	59.242	107.5	6:35.237	2	3:55.445	1:10.637	1:46.056	58.752	107.1	6:30.378
3	3:56.877	1:08.734	1:39.733	1:08.410	106.4	10:32.114	3	3:57.896	1:08.699	1:40.522	1:08.675	106.0	10:28.274
4	4:09.132	1:18.022	1:40.643	1:10.467	101.2	14:41.246	4	4:10.615	1:16.775	1:42.352	1:11.488	100.6	14:38.889
5	2:26.978	41.315	1:08.968	36.695	171.6	17:08.224	5	2:27.495	41.738	1:08.173	37.584	170.9	17:06.384
6	2:24.360	40.245	1:07.338	36.777	174.7	19:32.584	6	2:24.821	40.639	1:07.225	36.957	174.1	19:31.205
7	2:24.924	40.246	1:07.323	37.355	174.0	21:57.508	7	2:24.298	40.279	1:06.980	37.039	174.7	21:55.503
8	2:27.282	40.476	1:07.934	38.872	171.2	24:24.790	8	2:27.257	40.583	1:08.204	38.470	171.2	24:22.760
9	2:29.800	40.492	1:10.756	38.552	168.3	26:54.590	9	2:29.478	40.804	1:09.913	38.761	168.7	26:52.238
10	2:28.202	40.183	1:07.953	40.066	170.1	29:22.792	10	2:28.773	40.534	1:08.378	39.861	169.5	29:21.011
11	2:46.013	45.127	1:16.687	44.199	151.9	32:08.805	11	2:45.075	44.389	1:16.646	44.040	152.7	32:06.086
3 Ziad Geris NLD							11 Enzo Guibbert FRA						
Team GP Elite Porsche GT3 Cup 991							Racing Technology Porsche GT3 Cup 991						
1	2:49.423	44.950	1:13.871	50.602	146.2	2:49.423	1	2:42.457	41.563	1:14.119	46.775	152.5	2:42.457
2	3:56.023	1:10.035	1:45.755	1:00.233	106.8	6:45.446	2	3:54.540	1:09.549	1:45.704	59.287	107.5	6:36.997
3	3:58.293	1:10.666	1:37.264	1:10.363	105.8	10:43.739	3	3:56.821	1:09.851	1:38.971	1:07.999	106.5	10:33.818
4	4:02.790	1:19.252	1:36.214	1:07.324	103.9	14:46.529	4	4:08.245	1:18.433	1:40.273	1:09.539	101.6	14:42.063
5	2:30.202	41.986	1:09.736	38.480	167.9	17:16.731	5	2:27.769	41.418	1:08.981	37.370	170.6	17:09.832
6	2:30.421	41.255	1:11.042	38.124	167.6	19:47.152	6	2:25.130	40.726	1:07.640	36.764	173.7	19:34.962
7	2:28.375	40.879	1:09.314	38.182	169.9	22:15.527	7	2:25.137	40.539	1:07.524	37.074	173.7	22:00.099
8	2:29.883	40.905	1:10.227	38.751	168.2	24:45.410	8	2:27.654	40.513	1:08.603	38.538	170.8	24:27.753
9	2:33.962	40.951	1:13.815	39.196	163.8	27:19.372	9	2:30.476	41.130	1:10.586	38.760	167.6	26:58.229
10	2:34.184	41.699	1:09.938	42.547	163.5	29:53.556	10	2:29.838	40.731	1:08.583	40.524	168.3	29:28.067
11	2:59.980	47.319	1:27.357	45.304	140.1	32:53.536	11	2:49.854	45.002	1:19.193	45.659	148.4	32:17.921
6 Yves Noel BEL							15 Lucas Groeneveld NLD						
Car Tuning Lease Motorsport Porsche GT3 Cup 991							Team GP Elite Porsche GT3 Cup 991						
1	2:53.118	47.162	1:15.085	50.871	143.1	2:53.118	1	3:24.162	44.632	1:45.548	53.982	121.3	3:24.162
2	3:55.122	1:09.862	1:45.193	1:00.067	107.2	6:48.240	2	3:36.559	49.786	1:49.031	57.742	116.4	7:00.721
3	3:59.667	1:13.623	1:34.821	1:11.223	105.2	10:47.907	3	3:58.945	1:11.591	1:38.216	1:09.138	105.5	10:59.666
4	4:00.945	1:21.098	1:34.842	1:05.005	104.6	14:48.852	4	3:56.744	1:18.038	1:36.247	1:02.459	106.5	14:56.410
5	2:36.806	42.537	1:13.751	40.518	160.8	17:25.658	5	2:32.431	42.660	1:11.251	38.520	165.4	17:28.841
6	2:32.318	41.880	1:11.545	38.893	165.5	19:57.976	6	2:29.634	41.621	1:09.442	38.571	168.5	19:58.475
7	2:33.883	42.662	1:12.026	39.195	163.9	22:31.859	7	2:29.929	42.304	1:09.535	38.090	168.2	22:28.404
8	2:32.318	42.151	1:11.220	38.947	165.5	25:04.177	8	2:30.801	41.318	1:09.995	39.488	167.2	24:59.205
9	2:31.332	41.902	1:10.969	38.461	166.6	27:35.509	9	2:32.117	41.581	1:10.837	39.699	165.8	27:31.322
10	2:36.782	41.576	1:12.073	43.133	160.8	30:12.291	10	2:32.667	41.341	1:09.228	42.098	165.2	30:03.989
11	3:13.103	49.605	1:33.476	50.022	130.6	33:25.394	11	2:56.730	47.422	1:25.170	44.138	142.7	33:00.719



Porsche Carrera Cup France & Benelux


Total 6 Hours of Spa-Francorchamps

Race 1

Sector Analysis

■ Personal Best
 ■ Session Best
 ■ Crossing the finish line in the pit lane

Lap	Time	Sector 1	Sector 2	Sector 3	Kph	Elapsed	Lap	Time	Sector 1	Sector 2	Sector 3	Kph	Elapsed
17 Jurgen Van Hover BEL							50 Wim Meulders BEL						
Speedlover Porsche GT3 Cup 991							Speedlover Porsche GT3 Cup 991						
1	5:44.419	44.068	4:14.079	46.272	71.9	5:44.419	1	2:52.582	46.638	1:14.905	51.039	143.6	2:52.582
2	5:16.034	2:38.894	1:27.818	1:09.322	79.8	11:00.453	2	3:55.290	1:09.595	1:45.438	1:00.257	107.2	6:47.872
3	3:55.903	1:18.298	1:35.657	1:01.948	106.9	14:56.356	3	3:59.486	1:13.589	1:34.645	1:11.252	105.3	10:47.358
4	2:36.774	43.202	1:13.451	40.121	160.8	17:33.130	4	4:00.864	1:20.660	1:34.669	1:05.535	104.7	14:48.222
5	2:40.163	43.743	1:15.008	41.412	157.4	20:13.293	5	2:33.297	42.465	1:11.739	39.093	164.5	17:21.519
6	2:42.094	44.009	1:16.423	41.662	155.6	22:55.387	6	2:34.980	41.644	1:14.364	38.972	162.7	19:56.499
7	2:46.840	44.120	1:18.433	44.287	151.1	25:42.227	7	2:36.362	45.425	1:11.810	39.127	161.3	22:32.861
8	2:46.908	45.266	1:18.428	43.214	151.1	28:29.135	8	2:33.740	41.847	1:11.819	40.074	164.0	25:06.601
9	2:52.633	46.517	1:20.680	45.436	146.1	31:21.768	9	2:30.816	41.640	1:10.497	38.679	167.2	27:37.417
10	2:58.826	47.781	1:26.593	44.452	141.0	34:20.594	10	2:35.929	41.642	1:10.596	43.691	161.7	30:13.346
							11	3:02.230	48.345	1:27.465	46.420	138.4	33:15.576
21 Clément Mateu FRA							52 Marvin Klein FRA						
Pierre Martinet by Alméras Porsche GT3 Cup 991							Pierre Martinet by Alméras Porsche GT3 Cup 991						
1	2:57.568	47.561	1:19.874	50.133	139.5	2:57.568	1	2:38.080	40.025	1:12.677	45.378	156.7	2:38.080
2	3:56.804	1:11.330	1:43.800	1:01.674	106.5	6:54.372	2	3:55.119	1:09.603	1:46.178	59.338	107.2	6:33.199
3	3:58.631	1:13.213	1:34.550	1:10.868	105.7	10:53.003	3	3:57.267	1:08.574	1:40.397	1:08.296	106.3	10:30.466
4	3:59.248	1:20.803	1:34.057	1:04.388	105.4	14:52.251	4	4:09.694	1:16.464	1:42.675	1:10.555	101.0	14:40.160
5	2:32.603	41.907	1:11.214	39.482	165.2	17:24.854	5	2:26.694	41.038	1:08.355	37.301	171.9	17:06.854
6	2:31.255	41.860	1:10.463	38.932	166.7	19:56.109	6	2:24.827	40.374	1:07.522	36.931	174.1	19:31.681
							7	2:24.358	40.054	1:07.318	36.986	174.7	21:56.039
							8	2:28.062	40.221	1:08.485	39.356	170.3	24:24.101
							9	2:29.127	40.672	1:10.230	38.225	169.1	26:53.228
							10	2:28.427	40.408	1:08.372	39.647	169.9	29:21.655
							11	2:45.275	44.054	1:16.958	44.263	152.6	32:06.930
31 Jesse Van Kuijk NLD							55 Nicolas Misslin FRA						
Team GP Elite Porsche GT3 Cup 991							Racing Technology Porsche GT3 Cup 991						
1	2:43.257	42.157	1:14.393	46.707	151.8	2:43.257	1	2:44.759	42.550	1:14.269	47.940	150.4	2:44.759
2	3:55.760	1:09.919	1:45.594	1:00.247	106.9	6:39.017	2	3:55.218	1:09.792	1:45.885	59.541	107.2	6:39.977
3	3:57.372	1:08.631	1:39.099	1:09.642	106.2	10:36.389	3	3:57.464	1:09.019	1:39.030	1:09.415	106.2	10:37.441
4	4:06.458	1:17.177	1:40.088	1:09.193	102.3	14:42.847	4	4:06.510	1:18.559	1:39.078	1:08.873	102.3	14:43.951
5	2:32.072	42.027	1:11.813	38.232	165.8	17:14.919	5	2:28.796	41.115	1:10.149	37.532	169.5	17:12.747
6	2:31.698	41.857	1:11.720	38.121	166.2	19:46.617	6	2:26.970	41.657	1:08.138	37.175	171.6	19:39.717
7	2:27.224	40.710	1:08.477	38.037	171.3	22:13.841	7	2:25.384	40.598	1:07.479	37.307	173.4	22:05.101
8	2:30.087	40.831	1:09.602	39.654	168.0	24:43.928	8	2:27.247	40.986	1:08.308	37.953	171.2	24:32.348
9	2:30.176	40.917	1:10.271	38.988	167.9	27:14.104	9	2:30.646	40.970	1:10.639	39.037	167.4	27:02.994
10	2:33.330	40.839	1:09.310	43.181	164.4	29:47.434	10	2:30.449	41.288	1:08.864	40.297	167.6	29:33.443
11	2:58.194	48.144	1:24.656	45.394	141.5	32:45.628	11	3:06.807	49.553	1:26.782	50.472	135.0	32:40.250
32 Gianmarco Quaresmini ITA							56 David Hallyday FRA						
Sébastien Loeb Racing Porsche GT3 Cup 991							RMS Porsche GT3 Cup 991						
1	4:06.028	43.124	2:08.578	1:14.326	100.7	4:06.028	1	2:59.182	50.134	1:18.630	50.418	138.3	2:59.182
							2	3:56.821	1:10.813	1:45.586	1:00.422	106.5	6:56.003
							3	3:58.379	1:12.492	1:34.976	1:10.911	105.8	10:54.382
							4	3:58.964	1:20.259	1:34.217	1:04.488	105.5	14:53.346
							5	2:33.850	43.517	1:10.799	39.534	163.9	17:27.196
							6	2:31.702	42.283	1:09.951	39.468	166.2	19:58.898
							7	2:33.213	43.022	1:10.916	39.275	164.6	22:32.111
							8	2:32.521	42.402	1:10.896	39.223	165.3	25:04.632
							9	2:31.246	41.963	1:10.630	38.653	166.7	27:35.878
							10	2:36.825	41.721	1:11.714	43.390	160.8	30:12.703
							11	3:33.795	1:03.352	1:42.012	48.431	117.9	33:46.498
44 Jérôme Boulley FRA													
Racing Technology Porsche GT3 Cup 991													
1	2:54.149	46.706	1:17.417	50.026	142.3	2:54.149							
2	3:56.655	1:10.510	1:44.033	1:02.112	106.5	6:50.804							
3	3:58.482	1:12.622	1:34.075	1:11.785	105.7	10:49.286							
4	4:00.054	1:20.987	1:34.181	1:04.886	105.0	14:49.340							
5	2:30.085	42.088	1:09.906	38.091	168.0	17:19.425							
6	2:29.345	41.125	1:09.939	38.281	168.8	19:48.770							
7	2:28.221	40.954	1:09.196	38.071	170.1	22:16.991							
8	2:29.805	40.786	1:09.797	39.222	168.3	24:46.796							
9	2:31.192	41.332	1:11.410	38.450	166.8	27:17.988							
10	2:32.831	41.132	1:09.112	42.587	165.0	29:50.819							
11	2:58.647	47.005	1:25.874	45.768	141.1	32:49.466							




Porsche Carrera Cup France & Benelux
Total 6 Hours of Spa-Francorchamps
Race 1

Sector Analysis

■ Personal Best ■ Session Best B Crossing the finish line in the pit lane

Lap	Time	Sector 1	Sector 2	Sector 3	Kph	Elapsed	Lap	Time	Sector 1	Sector 2	Sector 3	Kph	Elapsed
64 Howard Blank USA RMS Porsche GT3 Cup 991													
1	3:01.713	50.655	1:21.420	49.638	136.3	3:01.713							
2	3:55.945	1:09.853	1:46.013	1:00.079	106.9	6:57.658							
3	3:59.105	1:12.683	1:35.788	1:10.634	105.5	10:56.763							
4	3:58.108	1:19.243	1:35.218	1:03.647	105.9	14:54.871							
5	2:37.089	43.126	1:14.590	39.373	160.5	17:31.960							
6	2:33.080	42.745	1:11.638	38.697	164.7	20:05.040							
7	2:33.940	42.596	1:12.430	38.914	163.8	22:38.980							
8	2:36.376	42.122	1:12.764	41.490	161.2	25:15.356							
9	2:38.584	42.509	1:15.373	40.702	159.0	27:53.940							
10	2:50.796	43.304	1:18.054	49.438	147.6	30:44.736							
11	3:23.218	54.365	1:36.900	51.953	124.1	34:07.954							
74 Victor Blugeon FRA Pierre Martinet by Alméras Porsche GT3 Cup 991													
1	2:45.689	43.001	1:14.355	48.333	149.5	2:45.689							
2	3:56.344	1:10.406	1:45.207	1:00.731	106.7	6:42.033							
3	3:57.449	1:08.610	1:38.488	1:10.351	106.2	10:39.482							
4	4:05.127	1:17.986	1:38.417	1:08.724	102.9	14:44.609							
5	2:28.459	41.651	1:09.449	37.359	169.8	17:13.068							
6	2:24.991	40.747	1:07.536	36.708	173.9	19:38.059							
7	2:25.267	40.446	1:07.669	37.152	173.6	22:03.326							
8	2:27.921	40.967	1:08.969	37.985	170.5	24:31.247							
9	2:30.678	40.771	1:10.299	39.608	167.3	27:01.925							
10	2:31.178	40.676	1:09.768	40.734	166.8	29:33.103							
11	2:55.824	46.720	1:22.510	46.594	143.4	32:28.927							
81 Bas Barenbrug NLD RaceArt Porsche GT3 Cup 991													
1	2:50.850	46.006	1:14.636	50.208	145.0	2:50.850							
2	3:56.249	1:10.621	1:45.502	1:00.126	106.7	6:47.099							
3	3:59.142	1:13.868	1:34.473	1:10.801	105.4	10:46.241							
4	4:01.420	1:20.724	1:34.688	1:06.008	104.4	14:47.661							
5	2:30.903	42.103	1:10.259	38.541	167.1	17:18.564							
6	2:29.729	41.603	1:09.933	38.193	168.4	19:48.293							
7	2:29.970	41.415	1:10.168	38.387	168.1	22:18.263							
8	2:32.347	41.631	1:10.894	39.822	165.5	24:50.610							
9	2:33.090	41.413	1:12.376	39.301	164.7	27:23.700							
10	2:35.652	41.953	1:10.757	42.942	162.0	29:59.352							
11	3:05.162	48.535	1:29.211	47.416	136.2	33:04.514							
85 Côme Ledogar FRA Team 85 / Bourgoin Racing Porsche GT3 Cup 991													
1	2:39.590	40.237	1:12.824	46.529	155.2	2:39.590							
2	3:54.450	1:09.116	1:46.013	59.321	107.5	6:34.040							
3	3:57.264	1:09.056	1:39.817	1:08.391	106.3	10:31.304							
4	4:09.590	1:17.702	1:41.127	1:10.761	101.0	14:40.894							
5	2:30.549	40.884	1:11.836	37.829	167.5	17:11.443							
6	2:24.707	40.373	1:07.214	37.120	174.2	19:36.150							
7	2:25.100	40.100	1:07.508	37.492	173.8	22:01.250							
8	2:27.594	40.545	1:08.538	38.511	170.8	24:28.844							
9	2:29.715	40.670	1:10.294	38.751	168.4	26:58.559							
10	2:30.277	40.622	1:08.614	41.041	167.8	29:28.836							
11	2:47.980	44.346	1:17.698	45.936	150.1	32:16.816							
88 Stéphane Denoual FRA Martinet by Alméras Porsche GT3 Cup 991													
1	2:48.413	44.171	1:13.920	50.322	147.1	2:48.413							
2	3:56.255	1:10.358	1:45.686	1:00.211	106.7	6:44.668							
3	3:57.879	1:10.111	1:37.438	1:10.330	106.0	10:42.547							
4	4:03.284	1:18.179	1:37.277	1:07.828	103.6	14:45.831							
5	2:29.256	41.117	1:09.937	38.202	168.9	17:15.087							
6	2:26.515	41.258	1:07.879	37.378	172.1	19:41.602							
7	2:26.339	40.566	1:08.150	37.623	172.3	22:07.941							
97 Nicolas Saelens BEL Belgium Racing Porsche GT3 Cup 991													
1	2:54.873	44.679	1:21.238	48.956	141.7	2:54.873							
2	3:56.768	1:11.221	1:43.764	1:01.783	106.5	6:51.641							
3	3:58.080	1:13.203	1:34.008	1:10.869	105.9	10:49.721							
4	4:00.566	1:21.528	1:33.859	1:05.179	104.8	14:50.287							
5	2:33.390	42.989	1:11.271	39.130	164.4	17:23.677							
6	2:29.851	41.347	1:10.183	38.321	168.3	19:53.528							
7	2:29.817	41.219	1:09.854	38.744	168.3	22:23.345							
8	2:33.820	41.303	1:11.796	40.721	163.9	24:57.165							
9	2:34.652	42.435	1:11.773	40.444	163.0	27:31.817							
10	2:36.358	42.255	1:10.637	43.466	161.3	30:08.175							
11	3:00.444	47.968	1:25.315	47.161	139.7	33:08.619							
99 Dylan Derae BEL Belgium Racing Porsche GT3 Cup 991													
1	2:41.709	41.148	1:13.816	46.745	153.2	2:41.709							
2	3:54.768	1:09.706	1:45.741	59.321	107.4	6:36.477							
3	3:56.446	1:09.218	1:39.252	1:07.976	106.6	10:32.923							
4	4:08.561	1:18.150	1:40.648	1:09.763	101.4	14:41.484							
5	2:27.877	41.106	1:09.344	37.427	170.5	17:09.361							
6	2:24.953	40.652	1:07.083	37.218	173.9	19:34.314							
7	2:25.182	40.170	1:07.507	37.505	173.7	21:59.496							
8	2:27.781	40.596	1:08.661	38.524	170.6	24:27.277							
9	2:30.608	40.751	1:10.753	39.104	167.4	26:57.885							
10	2:30.761	40.725	1:08.376	41.660	167.2	29:28.646							
11	2:53.008	46.316	1:20.126	46.566	145.7	32:21.654							
100 Mikkel Overgaard DNK Dinamic Motorsport Porsche GT3 Cup 991													
1	2:36.785	39.583	1:12.875	44.327	158.0	2:36.785							
2	3:55.480	1:10.061	1:46.117	59.302	107.1	6:32.265							
3	3:57.510	1:08.459	1:40.627	1:08.424	106.2	10:29.775							
4	4:09.901	1:16.276	1:42.493	1:11.132	100.9	14:39.676							
5	2:28.076	41.401	1:09.719	36.956	170.3	17:07.752							
6	2:24.360	40.309	1:07.307	36.744	174.7	19:32.112							
7	2:24.783	40.268	1:07.480	37.035	174.2	21:56.895							
8	2:27.223	40.221	1:08.178	38.824	171.3	24:24.118							
9	2:30.043	40.691	1:10.944	38.408	168.0	26:54.161							
10	2:28.352	40.276	1:08.023	40.053	170.0	29:22.513							
11	2:44.877	44.551	1:16.798	43.528	152.9	32:07.390							
120 Philipp Sager AUT Dinamic Motorsport Porsche GT3 Cup 991													
1	2:56.649	47.379	1:19.550	49.720	140.2	2:56.649							
2	3:56.982	1:11.282	1:43.800	1:01.900	106.4	6:53.631							



Porsche Carrera Cup France & Benelux
Total 6 Hours of Spa-Francorchamps
Race 1

Sector Analysis

■ Personal Best ■ Session Best B Crossing the finish line in the pit lane

Lap	Time	Sector 1	Sector 2	Sector 3	Kph	Elapsed	Lap	Time	Sector 1	Sector 2	Sector 3	Kph	Elapsed
3	3:58.251	1:12.916	1:34.492	1:10.843	105.8	10:51.882	5	2:31.764	42.098	1:11.537	38.129	166.1	17:22.291
4	3:59.830	1:20.943	1:34.141	1:04.746	105.1	14:51.712	6	2:29.242	41.122	1:10.215	37.905	168.9	19:51.533
5	2:32.548	41.785	1:11.631	39.132	165.3	17:24.260	7	2:27.661	40.960	1:08.595	38.106	170.8	22:19.194
6	2:29.907	41.492	1:09.857	38.558	168.2	19:54.167	8	2:31.701	40.967	1:10.722	40.012	166.2	24:50.895
7	2:29.605	41.055	1:09.678	38.872	168.5	22:23.772	9	2:30.994	41.238	1:10.763	38.993	167.0	27:21.889
8	2:34.013	41.328	1:11.724	40.961	163.7	24:57.785	10	2:32.830	41.042	1:08.792	42.996	165.0	29:54.719
9	2:31.226	41.613	1:10.561	39.052	166.7	27:29.011	11	3:01.269	48.419	1:26.646	46.204	139.1	32:55.988
10	2:33.025	41.516	1:09.658	41.851	164.8	30:02.036							
11	2:58.295	46.532	1:25.907	45.856	141.4	33:00.331							

888 Roger Grouwels NLD
RaceArt Porsche GT3 Cup 991

1	2:47.230	44.322	1:13.568	49.340	148.1	2:47.230
2	3:56.430	1:10.689	1:46.054	59.687	106.6	6:43.660
3	3:57.966	1:10.007	1:38.014	1:09.945	106.0	10:41.626
4	4:03.890	1:18.367	1:37.632	1:07.891	103.4	14:45.516
5	2:30.541	41.478	1:10.563	38.500	167.5	17:16.057
6	2:30.242	41.238	1:10.850	38.154	167.8	19:46.299
7	2:28.688	41.015	1:09.570	38.103	169.6	22:14.987
8	2:29.811	40.850	1:09.762	39.199	168.3	24:44.798
9	2:30.670	41.297	1:10.162	39.211	167.3	27:15.468
10	2:32.615	40.963	1:09.284	42.368	165.2	29:48.083
11	2:58.321	47.652	1:25.020	45.649	141.4	32:46.404

911 Christophe Lapierre FRA
Sébastien Loeb Racing Porsche GT3 Cup 991

1	2:50.093	45.654	1:13.787	50.652	145.7	2:50.093
2	3:56.335	1:10.384	1:45.490	1:00.461	106.7	6:46.428
3	3:58.593	1:13.468	1:34.263	1:10.862	105.7	10:45.021
4	4:02.088	1:21.388	1:33.887	1:06.813	104.2	14:47.109
5	2:30.331	42.325	1:09.877	38.129	167.7	17:17.440
6	2:30.127	41.439	1:10.533	38.155	168.0	19:47.567
7	2:28.797	41.316	1:09.667	37.814	169.5	22:16.364
8	2:30.135	40.920	1:09.825	39.390	167.9	24:46.499
9	2:30.686	41.599	1:11.062	38.025	167.3	27:17.185
10	2:33.271	41.589	1:09.044	42.638	164.5	29:50.456
11	2:57.712	47.231	1:24.723	45.758	141.9	32:48.168

917 Jeroen Kreeft NLD
Squadra Aragosta by Snoexx Porsche GT3 Cup 991

1	3:04.115	52.817	1:22.058	49.240	134.6	3:04.115
2	3:55.718	1:08.735	1:49.759	57.224	107.0	6:59.833
3	3:59.326	1:11.427	1:38.918	1:08.981	105.4	10:59.159
4	3:57.095	1:17.693	1:36.736	1:02.666	106.3	14:56.254
5	2:44.136	45.881	1:16.974	41.281	153.6	17:40.390
6	2:42.177	44.175	1:15.752	42.250	155.5	20:22.567
7	2:51.056	45.457	1:21.225	44.374	147.4	23:13.623
8	2:54.890	46.038	1:20.026	48.826	144.2	26:08.513
9	2:55.663	46.908	1:21.233	47.522	143.5	29:04.176
10	3:16.272	51.140	1:29.095	56.037	128.5	32:20.448

918 Sandra Van Der Sloot NLD
Snoexx Motorsport Porsche GT3 Cup 991

1	2:55.855	45.544	1:20.897	49.414	140.9	2:55.855
2	3:56.785	1:11.264	1:43.610	1:01.911	106.5	6:52.640
3	3:58.274	1:13.190	1:33.752	1:11.332	105.8	10:50.914
4	3:59.613	1:20.970	1:33.865	1:04.778	105.2	14:50.527