


**Porsche Carrera Cup France & Benelux**  
Total 6 Hours of Spa-Francorchamps  
Race 2

**Sector Analysis**

■ Personal Best   ■ Session Best   B Crossing the finish line in the pit lane

Lap	Time	Sector 1	Sector 2	Sector 3	Kph	Elapsed	Lap	Time	Sector 1	Sector 2	Sector 3	Kph	Elapsed	
<b>1</b>	<b>Ayhancan Güven</b> TUR							10	2:28.941	40.944	<b>1:08.427</b>	39.570	169.3	27:36.740
	Martinet by Alméras Porsche GT3 Cup 991							11	2:28.888	41.360	1:10.080	<b>37.448</b>	169.3	30:05.628
								12	2:29.143	41.029	1:09.749	38.365	169.1	32:34.771
1	3:26.247	58.504	1:34.491	53.252	120.1	3:26.247								
2	4:02.960	1:11.881	1:35.836	1:15.243	103.8	7:29.207								
3	2:57.881	42.714	1:36.273	38.894	141.7	10:27.088								
4	2:30.285	41.535	1:10.825	37.925	167.8	12:57.373								
5	2:27.325	41.092	1:08.393	37.840	171.1	15:24.698								
6	2:29.209	42.079	1:09.201	37.929	169.0	17:53.907								
7	2:27.486	40.651	1:09.122	37.713	171.0	20:21.393								
8	<b>2:24.959</b>	40.358	<b>1:07.538</b>	<b>37.063</b>	173.9	22:46.352								
9	2:25.342	<b>40.355</b>	1:07.704	37.283	173.5	25:11.694								
10	2:26.294	40.366	1:08.437	37.491	172.4	27:37.988								
11	2:27.046	40.499	1:09.430	37.117	171.5	30:05.034								
12	2:27.028	40.543	1:08.682	37.803	171.5	32:32.062								
<b>2</b>	<b>Hugo Chevalier</b> FRA							<b>5</b>	<b>Adam Eteki</b> FRA					
	Martinet by Alméras Porsche GT3 Cup 991								Team 85 / Bourgoin Racing Porsche GT3 Cup 991					
1	3:28.039	1:01.898	1:32.799	53.342	119.1	3:28.039	1	3:50.378	1:32.052	1:30.004	48.322	107.5	3:50.378	
2	4:02.177	1:12.710	1:34.467	1:15.000	104.1	7:30.216	2	3:50.082	1:11.240	1:28.612	1:10.230	109.6	7:40.460	
3	2:36.072	42.838	1:14.872	38.362	161.6	10:06.288	3	2:36.185	43.451	1:13.951	38.783	161.4	10:16.645	
4	2:29.433	41.761	1:10.038	37.634	168.7	12:35.721	4	2:33.163	41.984	1:13.028	38.151	164.6	12:49.808	
5	2:28.253	41.335	1:09.369	37.549	170.1	15:03.974	5	2:28.870	41.444	1:09.638	37.788	169.4	15:18.678	
6	2:27.778	41.030	1:09.187	37.561	170.6	17:31.752	6	2:27.708	41.227	1:09.117	37.364	170.7	17:46.386	
7	2:26.732	41.040	1:08.490	<b>37.202</b>	171.8	19:58.484	7	2:28.371	41.208	1:09.989	<b>37.174</b>	169.9	20:14.757	
8	2:26.427	<b>40.760</b>	1:08.418	37.249	172.2	22:24.911	8	<b>2:26.157</b>	<b>40.627</b>	<b>1:08.313</b>	37.217	172.5	22:40.914	
9	2:26.026	40.803	1:07.947	37.276	172.7	24:50.937	9	2:27.260	40.639	1:08.991	37.630	171.2	25:08.174	
10	2:27.357	41.841	1:08.058	37.458	171.1	27:18.294	10	2:27.948	40.720	1:08.728	38.500	170.4	27:36.122	
11	2:26.868	40.786	1:08.603	37.479	171.7	29:45.162	11	2:27.492	41.705	1:08.422	37.365	171.0	30:03.614	
12	<b>2:25.875</b>	40.773	<b>1:07.689</b>	37.413	172.8	32:11.037	12	2:28.787	40.893	1:09.520	38.374	169.5	32:32.401	
<b>3</b>	<b>Ziad Geris</b> NLD							<b>6</b>	<b>Yves Noel</b> BEL					
	Team GP Elite Porsche GT3 Cup 991								Car Tuning Lease Motorsport Porsche GT3 Cup 991					
1	3:47.431	1:30.352	1:31.111	45.968	108.9	3:47.431	1	5:25.269	3:04.074	1:30.151	51.044	76.2	5:25.269	
2	3:52.424	1:12.800	1:29.287	1:10.337	108.5	7:39.855	2	2:56.909	50.380	1:23.474	43.055	142.5	8:22.178	
3	2:40.264	44.138	1:16.111	40.015	157.3	10:20.119	3	2:45.762	45.549	1:18.505	41.708	152.1	11:07.940	
4	2:32.522	42.019	1:11.726	38.777	165.3	12:52.641	4	2:43.288	45.319	1:16.596	41.373	154.4	13:51.228	
5	2:31.626	41.902	1:11.157	38.567	166.3	15:24.267	5	2:43.048	43.833	1:17.996	41.219	154.6	16:34.276	
6	2:32.074	42.952	1:10.906	38.216	165.8	17:56.341	6	2:40.314	44.039	1:15.794	40.481	157.3	19:14.590	
7	2:29.265	41.496	1:09.661	38.108	168.9	20:25.606	7	2:40.213	43.600	1:15.073	41.540	157.4	21:54.803	
8	2:29.587	41.357	1:10.348	37.882	168.6	22:55.193	8	2:38.212	43.863	<b>1:14.069</b>	40.280	159.4	24:33.015	
9	2:28.974	<b>41.036</b>	1:10.068	37.870	169.3	25:24.167	9	2:38.011	43.367	1:14.382	40.262	159.6	27:11.026	
10	<b>2:28.325</b>	41.114	<b>1:09.440</b>	<b>37.771</b>	170.0	27:52.492	10	2:42.724	43.448	1:16.662	42.614	155.0	29:53.750	
11	2:29.227	41.580	1:09.687	37.960	169.0	30:21.719	11	<b>2:37.038</b>	<b>42.722</b>	1:14.650	<b>39.666</b>	160.6	32:30.788	
12	2:30.155	41.366	1:10.485	38.304	167.9	32:51.874								
<b>4</b>	<b>Baptiste Moulin</b> BEL							<b>7</b>	<b>Loek Hartog</b> NLD					
	RMS Porsche GT3 Cup 991								Bas Koeten Racing Porsche GT3 Cup 991					
1	3:43.478	1:27.235	1:28.022	48.221	110.9	3:43.478	1	3:31.408	1:06.053	1:34.587	50.768	117.2	3:31.408	
2	3:54.534	1:13.231	1:28.961	1:12.342	107.5	7:38.012	2	4:00.233	1:14.422	1:31.260	1:14.551	105.0	7:31.641	
3	2:36.170	43.638	1:13.613	38.919	161.5	10:14.182	3	2:37.756	43.560	1:15.123	39.073	159.8	10:09.397	
4	2:31.324	41.912	1:11.245	38.167	166.6	12:45.506	4	2:31.417	42.142	1:11.207	38.068	166.5	12:40.814	
5	2:29.426	41.538	1:09.809	38.079	168.7	15:14.932	5	2:29.348	41.428	1:10.564	37.356	168.8	15:10.162	
6	2:28.866	41.410	1:09.749	37.707	169.4	17:43.798	6	2:27.172	40.901	1:09.033	37.238	171.3	17:37.334	
7	2:29.070	41.601	1:09.753	37.716	169.1	20:12.868	7	2:26.727	40.838	1:08.680	<b>37.209</b>	171.8	20:04.061	
8	<b>2:27.225</b>	<b>40.787</b>	1:08.763	37.675	171.3	22:40.093	8	2:27.138	40.755	1:08.927	37.456	171.4	22:31.199	
9	2:27.706	41.322	1:08.924	37.460	170.7	25:07.799	9	2:26.355	40.517	1:08.534	37.304	172.3	24:57.554	
							10	2:27.270	<b>40.424</b>	1:09.499	37.347	171.2	27:24.824	
							11	2:26.196	40.556	<b>1:08.018</b>	37.622	172.5	29:51.020	
							12	<b>2:25.838</b>	40.446	1:08.044	37.348	172.9	32:16.858	
							<b>8</b>	<b>Daan Van Kuijk</b> NLD						
								Team GP Elite Porsche GT3 Cup 991						
							1	3:46.135	1:29.187	1:28.964	47.984	109.6	3:46.135	
							2	3:53.082	1:12.927	1:29.139	1:11.016	108.2	7:39.217	
							3	2:37.285	43.512	1:14.174	39.599	160.3	10:16.502	
							4	2:34.572	42.440	1:13.129	39.003	163.1	12:51.074	
							5	2:32.191	41.833	1:11.585	38.773	165.7	15:23.265	
							6	2:31.522	41.915	1:10.697	38.910	166.4	17:54.787	
							7	<b>2:29.369</b>	41.392	<b>1:09.925</b>	38.052	168.8	20:24.156	




**Porsche Carrera Cup France & Benelux**  
Total 6 Hours of Spa-Francorchamps  
Race 2

**Sector Analysis**

■ Personal Best   ■ Session Best   ■ Crossing the finish line in the pit lane

Lap	Time	Sector 1	Sector 2	Sector 3	Kph	Elapsed	Lap	Time	Sector 1	Sector 2	Sector 3	Kph	Elapsed
8	2:30.547	41.910	1:10.655	37.982	167.5	22:54.703	5	2:29.825	41.466	1:10.486	37.873	168.3	15:12.337
9	2:31.827	<b>41.169</b>	1:12.423	38.235	166.1	25:26.530	6	2:28.482	40.975	1:09.572	37.935	169.8	17:40.819
10	2:30.238	41.229	1:10.616	38.393	167.8	27:56.768	7	2:27.044	40.670	1:09.186	<b>37.188</b>	171.5	20:07.863
11	2:30.900	41.755	1:10.469	38.676	167.1	30:27.668	8	<b>2:26.761</b>	40.704	<b>1:08.580</b>	37.477	171.8	22:34.624
12	2:30.021	41.594	1:10.508	<b>37.919</b>	168.1	32:57.689	9	2:26.865	40.621	1:08.918	37.326	171.7	25:01.489
<b>10 Florian Latorre</b> FRA RMS Porsche GT3 Cup 991							<b>21 Clément Mateu</b> FRA Pierre Martinet by Alméras Porsche GT3 Cup 991						
1	3:25.177	57.449	1:34.510	53.218	120.7	3:25.177	1	4:06.788	1:39.517	1:39.845	47.426	100.4	4:06.788
2	4:03.720	1:11.937	1:35.493	1:16.290	103.5	7:28.897	2	3:37.834	59.740	1:28.793	1:09.301	115.7	7:44.622
3	2:39.364	42.624	1:17.006	39.734	158.2	10:08.261	3	2:53.198	47.618	1:23.820	41.760	145.6	10:37.820
4	2:32.080	42.474	1:11.288	38.318	165.8	12:40.341	4	2:45.737	45.819	1:19.114	40.804	152.1	13:23.557
5	2:28.252	41.338	1:09.339	37.575	170.1	15:08.593	5	2:42.350	45.113	1:16.807	40.430	155.3	16:05.907
6	2:26.854	40.748	1:08.635	37.471	171.7	17:35.447	6	2:39.774	44.265	1:14.857	40.652	157.8	18:45.681
7	2:27.772	40.848	1:09.178	37.746	170.6	20:03.219	7	2:37.646	43.340	1:14.523	39.783	159.9	21:23.327
8	2:27.447	40.893	1:08.919	37.635	171.0	22:30.666	8	2:36.974	43.222	1:13.783	39.969	160.6	24:00.301
9	2:26.419	40.690	1:08.501	<b>37.228</b>	172.2	24:57.085	9	2:35.282	42.842	1:12.661	39.779	162.4	26:35.583
10	2:28.415	40.558	1:10.126	37.731	169.9	27:25.500	10	2:35.784	43.241	1:12.743	39.800	161.9	29:11.367
11	2:26.544	<b>40.525</b>	1:08.479	37.540	172.1	29:52.044	11	2:35.041	42.706	<b>1:12.634</b>	39.701	162.6	31:46.408
12	<b>2:25.982</b>	40.591	<b>1:08.005</b>	37.386	172.7	32:18.026	12	<b>2:34.494</b>	<b>42.492</b>	1:12.674	<b>39.328</b>	163.2	34:20.902
<b>11 Enzo Guibert</b> FRA Racing Technology Porsche GT3 Cup 991							<b>24 Max Van Splunteren</b> NLD Team GP Elite Porsche GT3 Cup 991						
1	3:33.733	1:08.858	1:34.524	50.351	115.9	3:33.733	1	3:28.866	1:02.612	1:32.815	53.439	118.6	3:28.866
2	3:58.730	1:14.121	1:31.238	1:13.371	105.6	7:32.463	2	4:01.984	1:13.291	1:33.463	1:15.230	104.2	7:30.850
3	2:38.028	43.860	1:14.906	39.262	159.6	10:10.491	3	2:37.903	43.211	1:15.564	39.128	159.7	10:08.753
4	2:31.425	41.949	1:11.357	38.119	166.5	12:41.916	4	2:30.263	41.860	1:10.300	38.103	167.8	12:39.016
5	2:29.215	41.321	1:10.207	37.687	169.0	15:11.131	5	2:28.249	41.482	1:09.267	37.500	170.1	15:07.265
6	2:28.692	41.896	1:09.238	37.558	169.6	17:39.823	6	2:26.876	41.198	1:08.355	37.323	171.7	17:34.141
7	2:29.191	41.059	1:10.426	37.706	169.0	20:09.014	7	2:26.564	40.972	1:08.462	37.130	172.0	20:00.705
8	2:27.971	40.965	1:09.246	37.760	170.4	22:36.985	8	2:26.714	40.959	1:08.121	37.634	171.9	22:27.419
9	2:27.657	<b>40.902</b>	1:09.498	<b>37.257</b>	170.8	25:04.642	9	<b>2:25.944</b>	40.804	<b>1:08.017</b>	<b>37.123</b>	172.8	24:53.363
10	2:30.701	40.989	1:09.628	40.084	167.3	27:35.343	10	2:26.969	40.879	1:08.809	37.281	171.6	27:20.332
11	<b>2:27.560</b>	41.200	<b>1:08.743</b>	37.617	170.9	30:02.903	11	2:26.654	<b>40.526</b>	1:08.612	37.516	171.9	29:46.986
12	2:28.426	41.352	1:09.366	37.708	169.9	32:31.329	12	2:36.111	50.511	1:08.238	37.362	161.5	32:23.097
<b>15 Lucas Groeneveld</b> NLD Team GP Elite Porsche GT3 Cup 991							<b>28 Xavier Maassen</b> NLD DVB Racing Porsche GT3 Cup 991						
1	3:43.120	1:24.761	1:30.051	48.308	111.0	3:43.120	1	4:24.829	1:47.291	1:43.036	54.502	93.6	4:24.829
2	3:54.788	1:13.018	1:29.077	1:12.693	107.4	7:37.908	2	3:24.171	52.077	1:29.966	1:02.128	123.5	7:49.000
3	2:38.296	44.125	1:14.541	39.630	159.3	10:16.204	3	2:41.452	45.173	1:15.909	40.370	156.2	10:30.452
4	2:34.467	42.287	1:13.412	38.768	163.2	12:50.671	4	2:33.251	41.950	1:12.227	39.074	164.5	13:03.703
5	2:31.605	41.908	1:11.476	38.221	166.3	15:22.276	5	2:30.097	42.262	1:09.928	37.907	168.0	15:33.800
6	2:30.059	41.527	1:10.307	38.225	168.0	17:52.335	6	2:27.999	41.001	1:09.088	37.910	170.4	18:01.799
7	2:30.569	41.676	1:11.031	37.862	167.5	20:22.904	7	2:27.178	40.919	1:08.833	<b>37.426</b>	171.3	20:28.977
8	2:31.199	42.116	1:11.084	37.999	166.8	22:54.103	8	2:28.148	<b>40.634</b>	1:09.695	37.819	170.2	22:57.125
9	2:28.026	41.167	1:09.020	37.839	170.3	25:22.129	9	2:28.361	40.788	1:09.710	37.863	170.0	25:25.486
10	2:28.405	41.096	1:09.586	<b>37.723</b>	169.9	27:50.534	10	2:27.712	40.745	1:09.076	37.891	170.7	27:53.198
11	2:28.859	<b>41.090</b>	1:09.646	38.123	169.4	30:19.393	11	2:29.050	41.452	1:09.881	37.717	169.2	30:22.248
12	<b>2:27.833</b>	41.090	<b>1:08.991</b>	37.752	170.6	32:47.226	12	<b>2:26.939</b>	40.878	<b>1:08.608</b>	37.453	171.6	32:49.187
<b>17 Jurgen Van Hover</b> BEL Speedlover Porsche GT3 Cup 991							<b>31 Jesse Van Kuijk</b> NLD Team GP Elite Porsche GT3 Cup 991						
1	3:35.846	1:14.793	1:30.866	50.187	114.8	3:35.846	1	3:40.193	1:20.286	1:31.952	47.955	112.5	3:40.193
2	3:58.012	1:15.217	1:29.363	1:13.432	105.9	7:33.858							
3	2:37.140	42.577	1:15.078	39.485	160.5	10:10.998							
4	2:31.514	42.315	1:11.035	38.164	166.4	12:42.512							




**Porsche Carrera Cup France & Benelux**  
**Total 6 Hours of Spa-Francorchamps**  
**Race 2**

**Sector Analysis**

■ Personal Best   ■ Session Best   B Crossing the finish line in the pit lane

Lap	Time	Sector 1	Sector 2	Sector 3	Kph	Elapsed	Lap	Time	Sector 1	Sector 2	Sector 3	Kph	Elapsed
<b>44 Jérôme Boullery</b> FRA							<b>55 Nicolas Misslin</b> FRA						
Racing Technology Porsche GT3 Cup 991							Racing Technology Porsche GT3 Cup 991						
1	3:42.472	1:23.852	1:30.330	48.290	111.4	3:42.472	1	3:38.762	1:19.014	1:32.253	47.495	113.3	3:38.762
2	3:54.726	1:12.908	1:29.212	1:12.606	107.4	7:37.198	2	3:55.878	1:13.109	1:29.945	1:12.824	106.9	7:34.640
3	2:38.203	43.760	1:15.222	39.221	159.4	10:15.401	3	2:37.972	44.875	1:13.968	39.129	159.6	10:12.612
4	2:31.791	42.291	1:11.196	38.304	166.1	12:47.192	4	2:31.283	42.392	1:10.933	37.958	166.7	12:43.895
5	2:29.602	41.787	1:09.730	38.085	168.5	15:16.794	5	2:29.569	41.746	1:10.135	37.688	168.6	15:13.464
6	2:28.994	41.517	1:09.582	37.895	169.2	17:45.788	6	2:28.384	41.145	1:09.576	37.663	169.9	17:41.848
7	2:30.181	41.486	1:10.556	38.139	167.9	20:15.969	7	2:28.270	41.093	1:09.489	37.688	170.1	20:10.118
8	2:27.736	41.324	1:08.701	37.711	170.7	22:43.705	8	2:28.944	41.239	1:09.706	37.999	169.3	22:39.062
9	2:28.695	41.283	1:08.747	38.665	169.6	25:12.400	9	2:31.590	41.905	1:11.278	38.407	166.3	25:10.652
10	2:28.649	41.345	1:09.144	38.160	169.6	27:41.049	10	2:29.994	41.734	1:10.297	37.963	168.1	27:40.646
11	2:29.583	41.456	1:09.980	38.147	168.6	30:10.632	11	2:28.853	41.479	1:09.699	37.675	169.4	30:09.499
12	2:28.716	41.319	1:09.294	38.103	169.5	32:39.348	12	2:28.694	41.469	1:09.333	37.892	169.6	32:38.193
<b>50 Wim Meulders</b> BEL							<b>56 David Hallyday</b> FRA						
Speedlover Porsche GT3 Cup 991							RMS Porsche GT3 Cup 991						
1	4:07.366	1:41.076	1:38.809	47.481	100.2	4:07.366	1	4:02.100	1:38.579	1:36.829	46.692	102.3	4:02.100
2	3:37.596	59.591	1:28.941	1:09.064	115.9	7:44.962	2	3:41.577	1:03.671	1:28.814	1:09.092	113.8	7:43.677
3	2:40.086	44.374	1:15.603	40.109	157.5	10:25.048	3	2:40.643	44.302	1:15.364	40.977	157.0	10:24.320
4	2:39.362	43.997	1:13.537	41.828	158.2	13:04.410	4	2:43.872	45.246	1:16.677	41.949	153.9	13:08.192
5	2:32.892	42.370	1:11.641	38.881	164.9	15:37.302	5	2:43.781	45.419	1:16.623	41.739	154.0	15:51.973
6	2:32.678	42.333	1:11.546	38.799	165.1	18:09.980	6	4:29.300	2:18.320	1:29.671	41.309	93.6	20:21.273
7	2:31.851	41.830	1:11.331	38.690	166.0	20:41.831	7	2:39.719	45.205	1:15.083	39.431	157.9	23:00.992
8	2:31.232	41.785	1:10.830	38.617	166.7	23:13.063	8	2:32.691	42.443	1:11.224	39.024	165.1	25:33.683
9	2:31.900	41.824	1:10.981	39.095	166.0	25:44.963	9	2:34.392	42.780	1:12.009	39.603	163.3	28:08.075
10	2:32.037	41.656	1:10.652	39.729	165.8	28:17.000	10	2:34.123	42.756	1:11.513	39.854	163.6	30:42.198
11	2:31.242	41.723	1:10.661	38.858	166.7	30:48.242	11	2:32.826	42.526	1:11.600	38.700	165.0	33:15.024
12	2:30.660	41.677	1:10.354	38.629	167.4	33:18.902							
<b>52 Marvin Klein</b> FRA							<b>64 Howard Blank</b> USA						
Pierre Martinet by Alméras Porsche GT3 Cup 991							RMS Porsche GT3 Cup 991						
1	3:27.050	1:00.615	1:33.157	53.278	119.7	3:27.050	1	4:09.026	1:42.085	1:38.716	48.225	99.5	4:09.026
2	4:02.763	1:12.138	1:35.371	1:15.254	103.9	7:29.813	2	3:37.552	58.907	1:29.053	1:09.592	115.9	7:46.578
3	2:37.579	42.224	1:16.718	38.637	160.0	10:07.392	3	2:45.909	44.722	1:18.028	43.159	152.0	10:32.487
4	2:28.835	41.262	1:09.796	37.777	169.4	12:36.227	4	2:50.886	45.216	1:22.105	43.565	147.5	13:23.373
5	2:28.137	40.703	1:10.024	37.410	170.2	15:04.364	5	2:48.709	45.965	1:19.651	43.093	149.5	16:12.082
6	2:26.538	40.656	1:08.765	37.117	172.1	17:30.902	6	2:50.691	45.228	1:21.589	43.874	147.7	19:02.773
7	2:26.077	40.670	1:08.283	37.124	172.6	19:56.979	7	2:51.888	47.437	1:21.020	43.431	146.7	21:54.661
8	2:25.299	40.587	1:07.594	37.118	173.5	22:22.278	8	2:48.959	46.022	1:20.123	42.814	149.2	24:43.620
9	2:25.646	40.370	1:07.514	37.762	173.1	24:47.924	9	2:56.771	45.494	1:23.843	47.434	142.6	27:40.391
10	2:25.641	40.521	1:07.888	37.232	173.1	27:13.565	10	2:50.699	44.994	1:22.028	43.677	147.7	30:31.090
11	2:25.916	40.387	1:08.234	37.295	172.8	29:39.481	11	2:49.781	45.110	1:20.457	44.214	148.5	33:20.871
12	2:25.409	40.284	1:07.773	37.352	173.4	32:04.890							
<b>74 Victor Blugeon</b> FRA							<b>56 David Hallyday</b> FRA						
Pierre Martinet by Alméras Porsche GT3 Cup 991							RMS Porsche GT3 Cup 991						
1	3:34.709	1:10.168	1:34.359	50.182	115.4	3:34.709	1	4:02.100	1:38.579	1:36.829	46.692	102.3	4:02.100
2	3:58.190	1:13.857	1:31.296	1:13.037	105.9	7:32.899	2	3:41.577	1:03.671	1:28.814	1:09.092	113.8	7:43.677
3	2:37.030	43.178	1:14.887	38.965	160.6	10:09.929	3	2:40.643	44.302	1:15.364	40.977	157.0	10:24.320
4	2:31.273	41.667	1:11.677	37.929	166.7	12:41.202	4	2:43.872	45.246	1:16.677	41.949	153.9	13:08.192
5	2:30.436	41.243	1:11.509	37.684	167.6	15:11.638	5	2:43.781	45.419	1:16.623	41.739	154.0	15:51.973
6	2:27.629	40.910	1:09.161	37.558	170.8	17:39.267	6	4:29.300	2:18.320	1:29.671	41.309	93.6	20:21.273
7	2:26.852	40.761	1:09.035	37.056	171.7	20:06.119	7	2:39.719	45.205	1:15.083	39.431	157.9	23:00.992
8	2:26.698	40.684	1:08.452	37.562	171.9	22:32.817	8	2:32.691	42.443	1:11.224	39.024	165.1	25:33.683
9	2:26.356	40.624	1:08.491	37.241	172.3	24:59.173	9	2:34.392	42.780	1:12.009	39.603	163.3	28:08.075
10	2:26.881	40.652	1:08.815	37.414	171.7	27:26.054	10	2:34.123	42.756	1:11.513	39.854	163.6	30:42.198
11	2:26.838	40.653	1:08.714	37.471	171.7	29:52.892	11	2:32.826	42.526	1:11.600	38.700	165.0	33:15.024




**Porsche Carrera Cup France & Benelux**  
Total 6 Hours of Spa-Francorchamps  
Race 2

**Sector Analysis**

■ Personal Best   ■ Session Best   B Crossing the finish line in the pit lane

Lap	Time	Sector 1	Sector 2	Sector 3	Kph	Elapsed	Lap	Time	Sector 1	Sector 2	Sector 3	Kph	Elapsed
12	<b>2:26.339</b>	40.670	<b>1:08.415</b>	37.254	172.3	32:19.231	10	<b>2:27.912</b>	<b>40.796</b>	1:09.355	37.761	170.5	27:52.781
<b>81 Bas Barenbrug</b> NLD RaceArt Porsche GT3 Cup 991							<b>99 Dylan Derdaele</b> BEL Belgium Racing Porsche GT3 Cup 991						
1	4:00.448	1:37.485	1:36.549	46.414	103.0	4:00.448	1	3:30.675	1:04.158	1:35.914	50.603	117.6	3:30.675
2	3:41.964	1:04.371	1:28.527	1:09.066	113.6	7:42.412	2	4:00.428	1:13.976	1:32.023	1:14.429	104.9	7:31.103
3	2:39.423	43.793	1:14.866	40.764	158.2	10:21.835	3	2:37.975	43.789	1:15.313	38.873	159.6	10:09.078
4	2:41.743	44.191	1:16.306	41.246	155.9	13:03.578	4	2:31.789	42.030	1:11.191	38.568	166.1	12:40.867
5	4:12.973	2:12.523	1:19.759	40.691	99.7	17:16.551	5	2:28.283	41.255	1:09.415	37.613	170.0	15:09.150
6	2:36.446	44.284	1:13.041	39.121	161.2	19:52.997	6	2:26.790	41.015	1:08.499	37.276	171.8	17:35.940
7	2:35.041	<b>42.325</b>	1:12.383	40.333	162.6	22:28.038	7	2:27.499	40.585	1:09.343	37.571	170.9	20:03.439
8	<b>2:33.200</b>	42.444	1:12.175	<b>38.581</b>	164.6	25:01.238	8	2:25.905	40.518	1:08.080	37.307	172.8	22:29.344
9	2:33.876	42.338	<b>1:11.121</b>	40.417	163.9	27:35.114	9	<b>2:25.652</b>	40.783	<b>1:07.648</b>	37.221	173.1	24:54.996
10	2:34.091	42.945	1:12.399	38.747	163.6	30:09.205	10	2:26.321	40.633	1:08.491	37.197	172.3	27:21.317
11	2:34.264	43.072	1:11.723	39.469	163.4	32:43.469	11	2:26.158	<b>40.347</b>	1:08.217	37.594	172.5	29:47.475
<b>85 Côme Ledogar</b> FRA Team 85 / Bourgoin Racing Porsche GT3 Cup 991							12 2:27.289 41.778 1:08.318 <b>37.193</b> 171.2 32:14.764						
1	3:32.532	1:07.362	1:34.509	50.661	116.6	3:32.532	<b>888 Roger Grouwels</b> NLD RaceArt Porsche GT3 Cup 991						
2	3:59.692	1:14.135	1:31.663	1:13.894	105.2	7:32.224	1	3:56.616	1:34.810	1:37.298	44.508	104.7	3:56.616
3	2:35.796	42.992	1:13.884	38.920	161.8	10:08.020	2	3:44.664	1:05.936	1:29.147	1:09.581	112.2	7:41.280
4	2:28.880	41.686	1:09.437	37.757	169.4	12:36.900	3	2:39.646	44.208	1:15.802	39.636	157.9	10:20.926
5	2:28.113	41.105	1:09.513	37.495	170.2	15:05.013	4	2:32.641	42.444	1:11.409	38.788	165.2	12:53.567
6	2:27.303	41.029	1:08.689	37.585	171.2	17:32.316	5	2:31.016	41.950	1:10.346	38.720	167.0	15:24.583
7	2:27.156	40.875	1:08.748	37.533	171.3	19:59.472	6	2:30.753	42.135	1:10.352	38.266	167.3	17:55.336
8	2:26.736	40.860	1:08.310	37.566	171.8	22:26.208	7	2:29.494	41.500	1:09.859	38.135	168.7	20:24.830
9	2:26.371	40.901	1:08.145	<b>37.325</b>	172.3	24:52.579	8	2:31.529	41.622	1:10.514	39.393	166.4	22:56.359
10	2:27.102	40.833	1:08.813	37.456	171.4	27:19.681	9	<b>2:28.988</b>	41.353	<b>1:09.539</b>	<b>38.096</b>	169.2	25:25.347
11	2:26.921	<b>40.642</b>	1:08.709	37.570	171.6	29:46.602	10	2:29.811	41.755	1:09.738	38.318	168.3	27:55.158
12	<b>2:26.251</b>	40.676	<b>1:08.040</b>	37.535	172.4	32:12.853	11	2:29.582	<b>41.271</b>	1:09.915	38.396	168.6	30:24.740
<b>88 Stéphane Denoual</b> FRA Martinet by Alméras Porsche GT3 Cup 991							12 2:30.288 41.737 1:09.768 38.783 167.8 32:55.028						
1	4:24.434	1:46.077	1:43.813	54.544	93.7	4:24.434	<b>911 Christophe Lapierre</b> FRA Sébastien Loeb Racing Porsche GT3 Cup 991						
2	3:24.602	52.241	1:29.854	1:02.507	123.2	7:49.036	1	3:41.099	1:21.013	1:32.017	48.069	112.1	3:41.099
3	2:46.788	46.196	1:19.463	41.129	151.2	10:35.824	2	3:54.834	1:11.972	1:30.905	1:11.957	107.4	7:35.933
4	2:41.534	44.249	1:17.392	39.893	156.1	13:17.358	3	2:35.815	43.629	1:12.453	39.733	161.8	10:11.748
5	2:36.857	43.179	1:14.430	39.248	160.7	15:54.215	4	3:41.298	1:44.009	1:17.369	39.920	113.9	13:53.046
6	2:35.207	42.837	1:13.553	<b>38.817</b>	162.5	18:29.422	5	2:35.061	43.404	1:13.071	38.586	162.6	16:28.107
7	2:35.236	42.738	1:13.498	39.000	162.4	21:04.658	6	2:32.119	41.950	1:10.547	39.622	165.8	19:00.226
8	2:34.983	42.887	1:12.850	39.246	162.7	23:39.641	7	2:28.776	41.374	1:09.690	37.712	169.5	21:29.002
9	2:33.566	42.263	1:12.190	39.113	164.2	26:13.207	8	2:30.593	41.594	1:09.898	39.101	167.4	23:59.595
10	2:34.807	<b>42.153</b>	1:12.648	40.006	162.9	28:48.014	9	2:28.233	41.490	1:09.111	37.632	170.1	26:27.828
11	2:34.567	42.447	1:12.485	39.635	163.1	31:22.581	10	<b>2:27.659</b>	<b>41.298</b>	1:08.822	<b>37.539</b>	170.8	28:55.487
12	<b>2:32.423</b>	42.161	<b>1:11.327</b>	38.935	165.4	33:55.004	11	2:27.755	41.309	<b>1:08.427</b>	38.019	170.6	31:23.242
<b>97 Nicolas Saelens</b> BEL Belgium Racing Porsche GT3 Cup 991							12 2:27.886 41.533 1:08.704 37.649 170.5 33:51.128						
1	3:58.172	1:36.212	1:37.001	44.959	104.0	3:58.172	<b>917 Jeroen Kreeft</b> NLD Squadra Aragosta by Snoeex Porsche GT3 Cup 991						
2	3:43.892	1:05.485	1:28.479	1:09.928	112.6	7:42.064	1	4:23.860	1:44.514	1:44.737	54.609	93.9	4:23.860
3	2:40.535	43.985	1:16.890	39.660	157.1	10:22.599	2	3:25.031	52.216	1:29.937	1:02.878	123.0	7:48.891
4	2:34.548	42.485	1:12.975	39.088	163.1	12:57.147	3	3:02.356	50.357	1:24.578	47.421	138.3	10:51.247
5	2:31.187	42.246	1:10.641	38.300	166.8	15:28.334	4	2:55.695	47.629	1:22.180	45.886	143.5	13:46.942
6	2:29.863	41.682	1:10.072	38.109	168.2	17:58.197	5	2:51.958	46.540	1:22.328	43.090	146.6	16:38.900
7	2:28.342	41.138	1:09.543	<b>37.661</b>	170.0	20:26.539	6	2:45.166	45.092	1:17.552	42.522	152.7	19:24.066
8	2:29.358	41.257	1:09.866	38.235	168.8	22:55.897							
9	2:28.972	41.071	1:09.965	37.936	169.3	25:24.869							



**Porsche Carrera Cup France & Benelux**  
Total 6 Hours of Spa-Francorchamps  
Race 2

**Sector Analysis**

■ Personal Best    ■ Session Best    B Crossing the finish line in the pit lane

Lap	Time	Sector 1	Sector 2	Sector 3	Kph	Elapsed	Lap	Time	Sector 1	Sector 2	Sector 3	Kph	Elapsed
7	2:42.854	45.329	1:16.101	41.424	154.8	22:06.920							
8	<b>2:41.482</b>	<b>44.615</b>	1:15.181	41.686	156.1	24:48.402							
9	2:49.353	45.479	1:19.644	44.230	148.9	27:37.755							
10	2:41.828	45.448	<b>1:15.095</b>	41.285	155.8	30:19.583							
11	2:44.255	47.486	1:15.736	<b>41.033</b>	153.5	33:03.838							

<b>918</b>	<b>Sandra Van Der Sloot</b>			NLD		
	Snoexx Motorsport			Porsche GT3 Cup 991		
1	3:45.454	1:28.422	1:28.997	48.035	109.9	3:45.454
2	3:53.162	1:12.916	1:29.144	1:11.102	108.1	7:38.616
3	2:39.363	44.350	1:15.882	39.131	158.2	10:17.979
4	2:33.522	42.683	1:11.639	39.200	164.2	12:51.501
5	2:31.971	41.924	1:11.306	38.741	165.9	15:23.472
6	2:29.242	41.559	1:09.654	38.029	168.9	17:52.714
7	2:30.792	41.375	1:11.194	38.223	167.2	20:23.506
8	2:29.968	41.483	1:10.609	<b>37.876</b>	168.1	22:53.474
9	<b>2:28.299</b>	<b>41.110</b>	<b>1:09.143</b>	38.046	170.0	25:21.773
10	2:57.207	41.455	1:23.427	52.325	142.3	28:18.980