

FIA WEC

87^e Edition des 24 Heures du Mans

Qualifying Practice 2

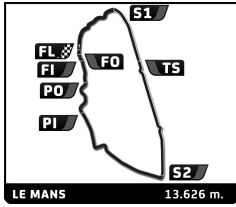
Sector Analysis



■ Personal Best ■ Session Best ■ Crossing the finish line in pit lane

Lap	D	Time	Sector 1	Sector 2	Sector 3	T. Spd	Elapsed	Lap	D	Time	Sector 1	Sector 2	Sector 3	T. Spd	Elapsed
10	1	3:36.687	33.612	1:24.982	1:38.093	267.1	1:04:52.070	20	3	3:30.277	33.080	1:20.802	1:36.395	330.8	2:02:12.472
11	1	3:34.199	36.118	1:21.066	1:37.015	330.8	1:08:26.269	22 United Autosports 1.Philip HANSON 3.Paul DI RESTA Ligier JSP217 - Gibson LMP2 2.Filipe ALBUQUERQUE 1 2 3:52.732 49.953 1:22.897 1:39.882 303.9 3:52.732 2 2 3:27.356 32.820 1:19.739 1:34.797 326.8 7:20.088 3 2 3:40.383 B 32.960 1:20.208 1:47.215 329.8 11:00.471 4 1 6:16.295 3:14.227 1:21.918 1:40.150 326.8 17:16.766 5 1 3:35.062 34.308 1:21.766 1:38.988 328.8 20:51.828 6 1 3:36.885 34.103 1:21.205 1:41.577 328.8 24:28.713 7 1 7:28.400 B 33.948 3:39.484 3:14.968 78.2 31:57.113 8 1 24:44.800 ... 1:23.263 1:38.445 320.1 56:41.913 9 1 3:33.902 33.683 1:21.180 1:39.039 323.9 1:00:15.815 10 1 3:31.879 33.708 1:21.004 1:37.167 331.8 1:03:47.694 11 1 3:44.775 B 34.108 1:21.615 1:49.052 327.8 1:07:32.469 12 3 24:59.713 ... 1:22.220 1:38.599 323.9 1:32:32.182 13 3 3:34.077 34.071 1:22.030 1:37.976 327.8 1:36:06.259 14 3 4:21.381 33.637 2:04.177 1:43.567 326.8 1:40:27.640 15 3 3:34.759 33.643 1:21.488 1:39.628 322.0 1:44:02.399 16 3 3:31.142 33.562 1:20.531 1:37.049 328.8 1:47:33.541 17 3 3:39.572 B 33.390 1:22.035 1:44.147 336.0 1:51:13.113 18 3 6:01.987 3:04.040 1:21.044 1:36.903 328.8 1:57:15.100 19 3 3:31.765 33.527 1:20.371 1:37.867 330.8 2:00:46.865							
12	1	3:30.733	33.249	1:20.023	1:37.461	331.8	1:11:57.002		23 Panis Barthez Competition 1.René BINDER 3.William STEVENS Ligier JSP217 - Gibson LMP2 2.Julien CANAL 1 3 4:22.320 1:14.742 1:24.520 1:43.058 281.0 4:22.320 2 3 3:27.790 32.771 1:19.889 1:35.130 328.8 7:50.110 3 3 3:40.258 B 33.937 1:20.879 1:45.442 310.9 11:30.368 4 2 5:44.480 2:41.751 1:22.222 1:40.507 324.9 17:14.848 5 2 3:35.203 33.980 1:21.718 1:39.505 325.8 20:50.051 6 2 3:32.599 33.752 1:21.357 1:37.490 325.8 24:22.650 7 2 6:58.557 B 34.323 3:09.584 3:14.650 291.6 31:21.207 8 1 43:58.149 ... 1:26.537 1:41.267 265.1 1:15:19.356 9 1 3:34.756 34.205 1:21.579 1:38.972 323.9 1:18:54.112 10 1 3:36.960 34.339 1:21.261 1:41.360 324.9 1:22:31.072 11 1 3:41.520 B 33.900 1:20.963 1:46.657 324.9 1:26:12.592 12 1 5:32.003 2:26.567 1:22.817 1:42.619 322.9 1:31:44.595 13 1 3:34.614 34.009 1:21.551 1:39.054 325.8 1:35:19.209 14 1 4:26.517 34.121 2:06.509 1:45.887 327.8 1:39:45.726 15 1 3:41.278 B 34.053 1:21.531 1:45.694 324.9 1:43:27.004 16 2 4:51.292 1:44.833 1:22.894 1:43.565 324.9 1:48:18.296 17 2 3:37.975 34.079 1:21.638 1:42.258 327.8 1:51:56.271 18 2 3:34.468 34.033 1:21.571 1:38.864 324.9 1:55:30.739 19 2 3:36.934 34.195 1:21.331 1:41.408 325.8 1:59:07.673 20 2 3:33.447 33.815 1:21.018 1:38.614 325.8 2:02:41.120						
13	1	3:30.877	33.207	1:19.801	1:37.869	292.4	1:15:27.879			25 Algarve Pro Racing 1.David ZOLLINGER 3.John FALB Orega 07 - Gibson LMP2 2.Andrea PIZZITOLA 1 2 4:41.294 1:33.932 1:25.736 1:41.626 288.5 4:41.294 2 2 3:32.675 34.274 1:20.738 1:37.663 322.9 8:13.969 3 2 3:28.457 33.196 1:20.085 1:35.176 322.9 11:42.426 4 2 3:37.218 B 33.164 1:19.886 1:44.168 326.8 15:19.644 5 1 10:49.915 B 7:18.139 1:23.561 2:08.215 322.0 26:09.559 6 1 28:30.306 ... 1:26.655 1:41.754 277.4 54:39.865 7 1 3:41.224 34.611 1:23.294 1:43.319 327.8 58:21.089					
14	1	3:30.473	33.571	1:20.139	1:36.763	332.9	1:18:58.352				11 SMP Racing 1.Vitaly PETROV BR Engineering BR1 - AER LMP1 2.Mikhail ALESHIN 3.Stoffel VANDOORNE 1 2 3:30.571 40.341 1:17.929 1:32.301 341.3 3:30.571 2 2 3:16.953 31.602 1:15.084 1:30.267 345.6 6:47.524 3 2 3:30.420 B 31.937 1:17.566 1:40.917 345.6 10:17.944 4 1 43:18.496 ... 1:19.025 1:37.886 339.1 53:36.440 5 1 3:19.220 31.596 1:16.166 1:31.458 342.3 56:55.660 6 1 3:26.796 B 31.553 1:16.329 1:38.914 343.4 1:00:22.456 7 3 21:40.475 ... 1:18.194 1:32.665 338.1 1:22:02.931 8 3 3:24.789 31.905 1:18.495 1:34.389 341.3 1:25:27.720 9 3 3:38.962 B 32.445 1:21.493 1:45.024 342.3 1:29:06.682				
15	1	3:46.491 B	34.119	1:20.518	1:51.854	333.9	1:22:44.843					17 SMP Racing 1.Stéphane SARRAZIN BR Engineering BR1 - AER LMP1 2.Egor ORUDZHEV 3.Sergey SIROTKIN 1 1 3:32.863 39.495 1:19.989 1:33.379 329.8 3:32.863 2 1 3:17.437 31.207 1:15.545 1:30.685 344.5 6:50.300 3 1 3:48.250 B 48.374 1:18.624 1:41.252 336.0 10:38.550 4 3 22:26.106 B ... 4:19.990 2:38.971 77.2 33:04.656 5 3 20:35.328 ... 1:18.656 1:35.724 337.0 53:39.984 6 3 3:19.756 31.949 1:16.116 1:31.691 344.5 56:59.740 7 3 3:19.097 31.628 1:15.997 1:31.472 346.7 1:00:18.837 8 3 3:25.891 B 31.638 1:16.068 1:38.185 345.6 1:03:44.728 9 2 5:59.152 2:53.986 1:16.476 1:48.690 343.4 1:09:43.880 10 2 3:25.683 34.672 1:17.255 1:33.756 341.3 1:13:09.563 11 2 3:20.246 32.294 1:16.583 1:31.369 343.4 1:16:29.809 12 2 3:31.702 B 31.739 1:16.810 1:43.153 345.6 1:20:01.511			
16	2	5:57.435 B	1:53.414	1:21.464	2:42.557	324.9	1:28:42.278						20 High Class Racing 1.Anders FJORBACH Orega 07 - Gibson LMP2 2.Dennis ANDERSEN 3.Mathias BECHE 1 1 3:47.078 43.553 1:22.869 1:40.656 309.1 3:47.078 2 1 3:29.633 33.456 1:20.251 1:35.926 323.9 7:16.711 3 1 4:11.307 34.716 1:21.447 2:15.144 322.0 11:28.018 4 1 3:46.052 B 34.477 1:21.250 1:50.325 322.9 15:14.070 5 1 13:49.045 B 8:39.826 1:22.434 3:46.785 316.3 29:03.115 6 2 24:52.710 ... 1:26.081 1:45.501 320.1 53:55.825 7 2 4:43.296 B 35.271 1:25.222 2:42.803 324.9 58:39.121 8 2 10:04.338 6:49.441 1:27.784 1:47.113 290.8 1:08:43.459 9 2 3:46.145 35.771 1:24.625 1:45.749 322.9 1:12:29.604 10 2 3:45.859 35.776 1:24.990 1:45.093 324.9 1:16:15.463 11 2 3:47.625 35.819 1:24.587 1:47.219 323.9 1:20:03.088 12 2 3:44.035 35.308 1:24.179 1:44.548 322.9 1:23:47.123 13 2 3:46.580 37.242 1:25.462 1:43.876 312.7 1:27:33.703 14 2 3:44.587 36.342 1:24.187 1:44.058 322.9 1:31:18.290 15 2 3:43.887 35.794 1:23.451 1:44.642 323.9 1:35:02.177 16 2 4:40.058 B 35.515 2:07.455 1:57.088 322.9 1:39:42.235 17 3 11:54.564 8:42.519 1:21.695 1:50.350 322.9 1:51:36.799 18 3 3:30.425 33.190 1:20.277 1:36.958 327.8 1:55:07.224 19 3 3:34.971 33.075 1:20.231 1:41.665 329.8 1:58:42.195		





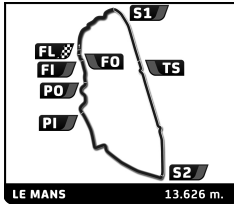
FIA WEC 87^e Edition des 24 Heures du Mans Qualifying Practice 2

Sector Analysis



■ Personal Best ■ Session Best B Crossing the finish line in pit lane

Lap	D	Time	Sector 1	Sector 2	Sector 3	T. Spd	Elapsed	Lap	D	Time	Sector 1	Sector 2	Sector 3	T. Spd	Elapsed
8	1	3:32.980	33.939	1:21.183	1:37.858	324.9	1:01:54.069	15	3	4:31.513 B	32.870	2:05.872	1:52.771	326.8	1:40:14.863
9	1	3:31.927	33.836	1:20.912	1:37.179	325.8	1:05:25.996	16	1	5:24.748	2:20.112	1:23.995	1:40.641	316.3	1:45:39.611
10	1	3:41.087 B	33.476	1:21.047	1:46.564	326.8	1:09:07.083	17	1	3:37.232	34.539	1:21.903	1:40.790	324.9	1:49:16.843
11	3	5:18.264	2:11.221	1:24.848	1:42.195	325.8	1:14:25.347	18	1	3:38.996	34.718	1:22.857	1:41.421	327.8	1:52:55.839
12	3	3:37.902	34.857	1:22.418	1:40.627	326.8	1:18:03.249	19	1	3:39.120	35.128	1:22.563	1:41.429	325.8	1:56:34.959
13	3	3:38.145	34.581	1:22.757	1:40.807	323.9	1:21:41.394	20	1	3:44.964 B	35.057	1:22.212	1:47.695	323.9	2:00:19.923
14	3	3:43.819	35.997	1:23.371	1:44.451	326.8	1:25:25.213	29 Racing Team Nederland Dallara P217 - Gibson LMP2 1.Frits VAN EERD 3.Nyck DE VRIES 2.Giedo VAN DER GARDE							
15	3	3:41.123	34.656	1:23.475	1:42.992	327.8	1:29:06.336	1	3	3:44.481	42.678	1:21.996	1:39.807	309.1	3:44.481
16	3	3:41.272	35.510	1:23.712	1:42.050	326.8	1:32:47.608	2	3	3:27.107	32.661	1:19.534	1:34.912	328.8	7:11.588
17	3	3:46.925 B	34.788	1:23.450	1:48.687	327.8	1:36:34.533	3	3	3:37.500 B	33.095	1:19.809	1:44.596	330.8	10:49.088
18	2	10:37.560	7:32.968	1:22.878	1:41.714	307.3	1:47:12.093	4	3	5:32.082	2:35.613	1:20.455	1:36.014	325.8	16:21.170
19	2	3:38.444	32.814	1:24.230	1:41.400	326.8	1:50:50.537	5	3	3:28.125	33.056	1:19.824	1:35.245	332.9	19:49.295
20	2	3:28.973	32.946	1:20.083	1:35.944	330.8	1:54:19.510	6	3	3:38.424 B	34.146	1:19.774	1:44.504	332.9	23:27.719
21	2	3:30.095	33.283	1:20.102	1:36.710	326.8	1:57:49.605	7	1	34:06.861	...	1:24.718	1:42.723	322.9	57:34.580
22	2	3:42.759 B	34.354	1:21.238	1:47.167	325.8	2:01:32.364	8	1	3:43.352	35.902	1:24.178	1:43.272	318.2	1:01:17.932
26 G-Drive Racing Aurus 01 - Gibson LMP2 1.Roman RUSINOV 3.Jean-Eric VERGNE 2.Job VAN UITERT							9	1	3:43.808	36.419	1:23.883	1:43.506	327.8	1:05:01.740	
1	1	4:14.405	1:07.612	1:24.503	1:42.290	320.1	4:14.405	10	1	3:40.810	35.363	1:23.260	1:42.187	326.8	1:08:42.550
2	1	3:35.038	34.824	1:21.057	1:39.157	324.9	7:49.443	11	1	3:40.239	35.368	1:22.931	1:41.940	329.8	1:12:22.789
3	1	3:35.353	33.346	1:21.734	1:40.273	328.8	11:24.796	12	1	3:42.164	35.319	1:22.970	1:43.875	332.9	1:16:04.953
4	1	3:30.106	33.462	1:20.063	1:36.581	329.8	14:54.902	13	1	4:07.624	36.228	1:24.014	2:07.382	325.8	1:20:12.577
5	1	3:38.396 B	33.731	1:21.464	1:43.201	326.8	18:33.298	14	1	3:43.762	36.490	1:24.167	1:43.105	329.8	1:23:56.339
6	1	35:31.148	...	1:24.187	1:39.750	315.4	54:04.446	15	1	3:51.506 B	35.290	1:24.169	1:52.047	327.8	1:27:47.845
7	1	3:32.631	33.764	1:21.274	1:37.593	327.8	57:37.077	16	1	4:36.967	1:32.168	1:23.002	1:41.797	328.8	1:32:24.812
8	1	3:37.536 B	33.618	1:21.473	1:42.445	324.9	1:01:14.613	17	1	3:56.274 B	37.756	1:24.285	1:54.233	326.8	1:36:21.086
9	2	8:40.261	5:40.651	1:21.392	1:38.218	326.8	1:09:54.874	18	2	5:33.841	1:44.735	2:05.791	1:43.315	324.9	1:41:54.927
10	2	3:31.948	33.998	1:20.491	1:37.459	327.8	1:13:26.822	19	2	3:38.076 B	34.166	1:20.821	1:43.089	327.8	1:45:33.003
11	2	3:36.432	34.690	1:20.852	1:40.890	326.8	1:17:03.254	20	2	5:56.088	2:54.832	1:21.507	1:39.749	327.8	1:51:29.091
12	2	3:41.825 B	36.312	1:20.767	1:44.746	327.8	1:20:45.079	21	2	3:28.665	33.080	1:19.646	1:35.939	330.8	1:54:57.756
13	2	4:36.812	1:28.578	1:24.884	1:43.350	311.8	1:25:21.891	22	2	3:37.998 B	33.484	1:20.795	1:43.719	329.8	1:58:35.754
14	2	4:27.454	33.024	2:08.104	1:46.326	331.8	1:29:49.345	30 Duqueine Engineering Oreca 07 - Gibson LMP2 1.Nicolas JAMIN 3.Romain DUMAS 2.Pierre RAGUES							
15	2	3:29.221	33.021	1:19.537	1:36.663	329.8	1:33:18.566	1	2	5:45.337 B	2:34.364	1:25.023	1:45.950	281.7	5:45.337
16	2	4:31.303	32.953	1:50.881	2:07.469	331.8	1:37:49.869	2	2	7:24.910	3:59.885	1:21.137	2:03.888	324.9	13:10.247
17	2	4:25.808 B	32.736	2:03.385	1:49.687	329.8	1:42:15.677	3	2	3:33.508	35.077	1:21.688	1:36.743	326.8	16:43.755
18	3	7:35.040	4:26.713	1:22.780	1:45.547	286.9	1:49:50.717	4	2	3:31.588	33.347	1:20.633	1:37.608	327.8	20:15.343
19	3	3:28.713	33.113	1:19.172	1:36.428	330.8	1:53:19.430	5	2	3:30.902	33.453	1:20.727	1:36.722	326.8	23:46.245
20	3	3:30.775	33.256	1:20.263	1:37.256	330.8	1:56:50.205	6	2	6:23.290 B	33.553	2:10.468	3:39.269	325.8	30:09.535
21	3	3:40.191 B	33.693	1:20.078	1:46.420	333.9	2:00:30.396	7	3	25:05.033	...	1:24.165	1:42.678	321.0	55:14.568
28 TDS Racing Oreca 07 - Gibson LMP2 1.François PERRODO 3.Loic DUVAL 2.Matthieu VAXIVIERE							8	3	3:40.819 B	33.502	1:21.882	1:45.435	329.8	58:55.387	
1	2	6:17.451	2:49.307	1:37.610	1:50.534	233.7	6:17.451	9	3	15:20.488	...	1:21.759	1:41.705	324.9	1:14:15.875
2	2	3:41.993	33.621	1:24.879	1:43.493	266.5	9:59.444	10	3	3:31.420	33.087	1:20.241	1:38.092	329.8	1:17:47.295
3	2	3:36.458	32.839	1:22.348	1:41.271	326.8	13:35.902	11	3	3:32.351	33.363	1:20.991	1:37.997	328.8	1:21:19.646
4	2	3:35.377	33.814	1:22.466	1:39.097	326.8	17:11.279	12	3	3:30.353	33.793	1:20.466	1:36.094	328.8	1:24:49.999
5	2	3:40.126	32.989	1:22.713	1:44.424	329.8	20:51.405	13	3	3:39.955 B	33.580	1:20.740	1:45.635	326.8	1:28:29.954
6	2	3:40.567 B	33.744	1:21.481	1:45.342	328.8	24:31.972	14	1	4:42.131	1:41.948	1:22.354	1:37.829	323.9	1:33:12.085
7	2	29:38.370	...	1:25.841	1:42.907	321.0	54:10.342	15	1	3:43.835	33.893	1:24.745	1:45.197	329.8	1:36:55.920
8	2	3:37.786	33.678	1:21.642	1:42.466	325.8	57:48.128	16	1	4:22.570	33.587	2:04.718	1:44.265	326.8	1:41:18.490
9	2	3:39.727 B	33.060	1:20.870	1:45.797	327.8	1:01:27.855	17	1	3:34.872	34.731	1:21.607	1:38.534	326.8	1:44:53.362
10	2	18:20.561	...	1:27.648	1:48.326	249.8	1:19:48.416	18	1	3:40.476 B	33.743	1:20.558	1:46.175	327.8	1:48:33.838
11	2	3:27.096	32.733	1:19.352	1:35.011	327.8	1:23:15.512	19	1	7:27.848	4:26.730	1:22.528	1:38.590	325.8	1:56:01.686
12	2	3:39.446 B	32.684	1:19.525	1:47.237	327.8	1:26:54.958	20	1	3:31.310	33.508	1:20.954	1:36.848	327.8	1:59:32.996
13	3	5:19.300	2:21.068	1:21.718	1:36.514	324.9	1:32:14.258	21	1	3:38.626 B	34.136	1:20.704	1:43.786	325.8	2:03:11.622
14	3	3:29.092	32.847	1:19.850	1:36.395	329.8	1:35:43.350								



FIA WEC 87^e Edition des 24 Heures du Mans Qualifying Practice 2

Sector Analysis



Personal Best Session Best B Crossing the finish line in pit lane

Table with columns: Lap, D, Time, Sector 1, Sector 2, Sector 3, T. Spd, Elapsed. Contains lap times for drivers 16-21.

Driver 64: Corvette Racing. 1.Oliver GAVIN, 2.Tommy MILNER. Chevrolet Corvette C7.R. LMGTE Pro. Table with lap times for driver 64.

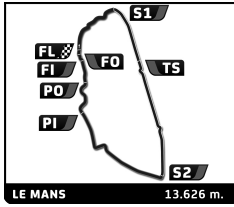
Driver 68: Ford Chip Ganassi Team USA. 1.Joey HAND, 2.Dirk MÜLLER. Ford GT. LMGTE Pro. Table with lap times for driver 68.

Driver 66: Ford Chip Ganassi Team UK. 1.Stefan MÜCKE, 2.Olivier PLA. Ford GT. LMGTE Pro. Table with lap times for driver 66.

Driver 69: Ford Chip Ganassi Team USA. 1.Ryan BRISCOE, 2.Richard WESTBROOK. Ford GT. LMGTE Pro. Table with lap times for driver 69.

Driver 67: Ford Chip Ganassi Team UK. 1.Andy PRIAULX, 2.Harry TINCKNELL. Ford GT. LMGTE Pro. Table with lap times for driver 67.

Driver 69: Ford Chip Ganassi Team USA. 1.Ryan BRISCOE, 2.Richard WESTBROOK. Ford GT. LMGTE Pro. Table with lap times for driver 69.



FIA WEC 87^e Edition des 24 Heures du Mans Qualifying Practice 2

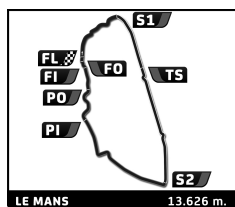
Sector Analysis



■ Personal Best ■ Session Best ■ Crossing the finish line in pit lane

Lap	D	Time	Sector 1	Sector 2	Sector 3	T. Spd	Elapsed	Lap	D	Time	Sector 1	Sector 2	Sector 3	T. Spd	Elapsed
13	2	3:50.339	36.308	1:28.531	1:45.500	296.4	1:26:24.093	77	Dempsey - Proton Racing 1. Matt CAMPBELL 3. Julien ANDLAUER 2. Christian RIED Porsche 911 RSR LMGTE Am						
14	2	4:01.303	36.378	1:30.073	1:54.852	298.8	1:30:25.396	1	1	5:40.184	36.617	1:35.288	1:57.086	247.0	5:40.184
15	1	5:20.767	1:58.211	1:32.321	1:50.235	293.2	1:35:46.163	2	1	7:22.589	4:01.951	1:31.607	1:49.031	286.9	13:02.773
16	1	4:40.988	36.814	2:10.708	1:53.466	294.8	1:40:27.151	3	1	3:56.145	37.217	1:30.091	1:48.837	289.3	16:58.918
17	1	3:52.439	36.806	1:29.096	1:46.537	296.4	1:44:19.590	4	1	3:58.659	38.299	1:30.270	1:50.090	289.3	20:57.577
18	1	3:52.467	36.660	1:29.387	1:46.420	297.2	1:48:12.057	5	1	4:04.783	36.617	1:33.892	1:54.274	292.4	25:02.360
19	1	3:52.510	36.593	1:29.184	1:46.733	297.2	1:52:04.567	6	1	30:27.154	...	1:33.482	1:48.806	252.8	55:29.514
20	1	4:13.373	36.606	1:28.647	2:08.120	297.2	1:56:17.940	7	1	3:58.425	37.097	1:30.285	1:51.043	288.5	59:27.939
70 MR Racing Ferrari 488 GTE 1. Motoaki ISHIKAWA 3. Edward CHEEVER 2. Olivier BERETTA LMGTE Am								8	1	3:57.409	37.890	1:30.557	1:48.962	287.7	1:03:25.348
1	1	6:12.152	2:38.312	1:37.942	1:55.898	277.4	6:12.152	9	1	4:05.384	36.866	1:29.781	1:58.737	291.6	1:07:30.732
2	1	4:03.008	38.282	1:32.613	1:52.113	286.2	10:15.160	10	2	7:54.717	4:28.256	1:33.034	1:53.427	284.7	1:15:25.449
3	1	4:02.152	37.888	1:32.246	1:52.018	289.3	14:17.312	11	2	4:02.602	38.108	1:32.737	1:51.757	286.2	1:19:28.051
4	1	4:02.784	38.230	1:32.885	1:51.669	286.2	18:20.096	12	2	4:01.943	38.278	1:32.226	1:51.439	285.4	1:23:29.994
5	1	4:13.143	38.888	1:33.447	2:00.808	287.7	22:33.239	13	2	4:01.487	38.115	1:32.344	1:51.028	285.4	1:27:31.481
6	1	32:28.315	...	1:37.494	1:58.108	263.9	55:01.554	14	2	4:02.972	38.206	1:32.286	1:52.480	287.7	1:31:34.453
7	1	4:06.888	38.620	1:33.917	1:54.351	289.3	59:08.442	15	2	4:28.745	37.753	1:33.354	2:17.638	286.2	1:36:03.198
8	1	4:04.430	38.863	1:32.848	1:52.719	289.3	1:03:12.872	16	3	7:26.947	4:07.643	1:30.988	1:48.316	286.2	1:43:30.145
9	1	4:03.971	38.572	1:32.695	1:52.704	288.5	1:07:16.843	17	3	3:54.469	36.960	1:30.167	1:47.342	290.8	1:47:24.614
10	1	4:11.510	38.173	1:32.766	2:00.571	286.9	1:11:28.353	18	3	3:54.442	36.837	1:30.367	1:47.238	287.7	1:51:19.056
11	3	5:33.025	2:10.528	1:32.491	1:50.006	285.4	1:17:01.378	19	3	3:54.008	36.762	1:29.956	1:47.290	288.5	1:55:13.064
12	3	3:59.144	38.437	1:31.768	1:48.939	292.4	1:21:00.522	20	3	4:01.417	36.675	1:30.095	1:54.647	286.9	1:59:14.481
13	3	3:56.803	37.309	1:31.311	1:48.183	288.5	1:24:57.325	78 Proton Competition Porsche 911 RSR 1. Louis PRETTE 3. Vincent ABRIL 2. Philippe PRETTE LMGTE Am							
14	3	3:58.321	37.330	1:31.875	1:49.116	291.6	1:28:55.646	1	1	19:13.210	...	1:33.899	1:53.190	265.1	19:13.210
15	3	3:57.694	38.168	1:30.885	1:48.641	292.4	1:32:53.340	2	1	4:02.059	39.430	1:32.036	1:50.593	286.9	23:15.269
16	3	4:04.022	37.243	1:30.880	1:55.899	289.3	1:36:57.362	3	1	6:50.713	38.007	1:42.870	4:29.836	288.5	30:05.982
17	3	4:52.478	36.948	2:11.470	2:04.060	290.0	1:41:49.840	4	1	24:17.135	...	1:36.634	1:51.746	260.0	54:23.117
18	3	7:32.020	4:04.421	1:31.264	1:56.335	290.0	1:49:21.860	5	1	4:04.564	37.972	1:35.520	1:51.072	288.5	58:27.681
19	2	5:13.506	1:49.668	1:32.572	1:51.266	283.2	1:54:35.366	6	1	4:05.712	37.979	1:31.373	1:56.360	294.0	1:02:33.393
20	2	3:55.906	37.076	1:30.414	1:48.416	292.4	1:58:31.272	7	2	6:41.777	3:11.255	1:34.634	1:55.888	284.7	1:09:15.170
21	2	4:14.892	37.363	1:37.072	2:00.457	290.0	2:02:46.164	8	2	4:07.755	38.608	1:33.950	1:55.197	285.4	1:13:22.925
71 AF Corse Ferrari 488 GTE EVO 1. Davide RIGON 3. Miguel MOLINA 2. Sam BIRD LMGTE Pro								9	2	4:07.946	38.992	1:33.985	1:54.969	284.7	1:17:30.871
1	1	8:09.467	4:49.760	1:31.430	1:48.277	287.7	8:09.467	10	2	4:06.977	39.015	1:34.047	1:53.915	288.5	1:21:37.848
2	1	3:53.122	36.633	1:29.681	1:46.808	293.2	12:02.589	11	2	4:06.004	39.243	1:33.361	1:53.400	287.7	1:25:43.852
3	1	3:52.680	36.678	1:29.400	1:46.602	296.4	15:55.269	12	2	4:13.891	38.412	1:34.735	2:00.744	284.7	1:29:57.743
4	1	3:52.418	36.552	1:29.248	1:46.618	292.4	19:47.687	13	3	6:07.772	2:33.486	1:31.509	2:02.777	289.3	1:36:05.515
5	1	3:53.917	37.365	1:29.100	1:47.452	293.2	23:41.604	14	3	8:47.662	5:25.325	1:32.438	1:49.899	285.4	1:44:53.177
6	1	6:59.836	36.627	2:16.208	4:07.001	295.6	30:41.440	15	3	3:54.942	36.777	1:29.717	1:48.448	293.2	1:48:48.119
7	3	24:35.137	...	1:32.613	1:51.224	289.3	55:16.577	16	3	3:55.648	37.224	1:30.862	1:47.562	286.9	1:52:43.767
8	3	3:56.043	37.177	1:30.143	1:48.723	291.6	59:12.620	17	3	4:09.425	36.781	1:30.266	2:02.378	289.3	1:56:53.192
9	3	3:54.173	37.106	1:29.938	1:47.129	295.6	1:03:06.793	81 BMW Team MTEK BMW M8 GTE 1. Nicky CATSBURG 3. Philipp ENG 2. Martin TOMCZYK LMGTE Pro							
10	3	3:53.138	36.880	1:29.318	1:46.940	295.6	1:06:59.931	1	2	4:53.564	1:25.814	1:36.683	1:51.067	211.3	4:53.564
11	3	3:52.886	36.741	1:29.290	1:46.855	294.8	1:10:52.817	2	2	4:01.623	36.943	1:30.557	1:54.123	287.7	8:55.187
12	3	3:52.953	36.945	1:29.272	1:46.736	294.8	1:14:45.770	3	2	6:15.445	2:56.927	1:30.761	1:47.757	286.2	15:10.632
13	3	3:53.479	36.665	1:29.559	1:47.255	291.6	1:18:39.249	4	2	3:54.462	36.756	1:30.254	1:47.452	290.8	19:05.094
14	3	4:02.550	37.084	1:30.211	1:55.255	292.4	1:22:41.799	5	2	3:54.401	37.010	1:30.310	1:47.081	291.6	22:59.495
15	2	6:07.984	2:49.065	1:31.568	1:47.351	294.8	1:28:49.783	6	2	5:18.320	36.744	1:30.510	3:11.066	286.2	28:17.815
16	2	3:51.334	36.264	1:28.859	1:46.211	294.0	1:32:41.117	7	2	26:26.574	...	1:32.143	1:53.852	272.5	54:44.389
17	2	4:04.908	37.500	1:29.784	1:57.624	293.2	1:36:46.025	8	2	4:37.450	40.763	1:44.661	2:12.026	230.2	59:21.839
18	2	11:22.207	4:44.637	3:08.662	3:28.908	117.2	1:48:08.232	9	2	25:52.422	...	1:32.267	1:48.101	271.1	1:25:14.261
19	2	4:58.912	1:38.531	1:31.325	1:49.056	286.2	1:53:07.144	10	2	3:56.481	36.647	1:32.655	1:47.179	288.5	1:29:10.742
20	2	3:50.623	36.268	1:28.470	1:45.885	297.2	1:56:57.767								
21	2	3:58.216	36.587	1:28.661	1:52.968	294.8	2:00:55.983								





FIA WEC

87^e Edition des 24 Heures du Mans

Qualifying Practice 2

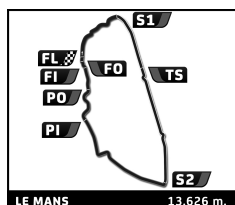
Sector Analysis



Personal Best Session Best B Crossing the finish line in pit lane

Lap	D	Time	Sector 1	Sector 2	Sector 3	T. Spd	Elapsed	Lap	D	Time	Sector 1	Sector 2	Sector 3	T. Spd	Elapsed
11	2	3:53.738	36.605	1:29.811	1:47.322	289.3	1:33:04.480								
12	2	4:23.340 B	36.801	1:46.704	1:59.835	290.0	1:37:27.820								
13	1	5:43.663	2:23.191	1:32.269	1:48.203	248.7	1:43:11.483								
14	1	3:51.353	36.152	1:28.930	1:46.271	290.8	1:47:02.836								
15	1	3:51.447	36.461	1:29.298	1:45.688	289.3	1:50:54.283								
16	1	3:51.936	36.846	1:29.235	1:45.855	290.0	1:54:46.219								
17	1	4:01.113 B	36.653	1:30.491	1:53.969	287.7	1:58:47.332								
82 BMW Team MTEK BMW M8 GTE								84 JMW Motorsport Ferrari 488 GTE							
1. Augusto FARFUS 3. Jesse KROHN LMGTE Pro								1. Jeffrey SEGAL 3. Wei LU LMGTE Am							
2. Antonio Felix DA COSTA								2. Rodrigo BAPTISTA							
1	3	4:56.843	1:18.684	1:40.043	1:58.116	214.6	4:56.843	1	1	5:11.941 B	1:40.832	1:33.855	1:57.254	283.2	5:11.941
2	3	3:59.218	39.005	1:33.216	1:46.997	242.6	8:56.061	2	1	5:59.354	2:39.735	1:31.052	1:48.567	289.3	11:11.295
3	3	3:54.758	36.877	1:30.160	1:47.721	289.3	12:50.819	3	1	3:56.948	37.246	1:30.834	1:48.868	290.0	15:08.243
4	3	3:53.813	37.038	1:30.193	1:46.582	288.5	16:44.632	4	1	3:56.154	37.633	1:31.093	1:47.428	288.5	19:04.397
5	3	3:53.336	36.782	1:30.227	1:46.327	289.3	20:37.968	5	1	4:02.887 B	37.188	1:31.429	1:54.270	286.9	23:07.284
6	3	4:00.013 B	36.904	1:30.008	1:53.101	289.3	24:37.981	6	3	9:12.281 B	2:05.935	4:12.743	2:53.603	78.7	32:19.565
7	2	30:01.069	...	1:32.157	1:49.294	276.0	54:39.050	7	3	26:19.658	...	1:33.521	1:53.311	290.0	58:39.223
8	2	3:54.684	37.513	1:29.987	1:47.184	289.3	58:33.734	8	3	4:00.673	37.611	1:32.413	1:50.649	289.3	1:02:39.896
9	2	3:54.759	36.893	1:29.932	1:47.934	292.4	1:02:28.493	9	3	3:59.698	37.621	1:31.780	1:50.297	290.0	1:06:39.594
10	2	4:02.972 B	38.063	1:30.765	1:54.144	286.9	1:06:31.465	10	3	4:09.737 B	37.686	1:32.271	1:59.780	288.5	1:10:49.331
11	1	7:36.311	4:17.326	1:30.666	1:48.319	286.9	1:14:07.776	11	2	5:23.799	1:57.561	1:34.933	1:51.305	283.2	1:16:13.130
12	1	4:00.536 B	36.835	1:29.838	1:53.863	289.3	1:18:08.312	12	2	3:58.324	37.462	1:31.511	1:49.351	290.0	1:20:11.454
13	1	12:08.436	8:48.055	1:32.364	1:48.017	283.9	1:30:16.748	13	2	4:01.562	39.736	1:31.807	1:50.019	286.9	1:24:13.016
14	1	3:52.021	36.310	1:29.246	1:46.465	289.3	1:34:08.769	14	2	3:57.546	37.217	1:30.809	1:49.520	288.5	1:28:10.562
15	1	4:40.912	36.452	2:11.252	1:53.208	288.5	1:38:49.681	15	2	3:56.463	37.608	1:30.616	1:48.239	291.6	1:32:07.025
16	1	3:51.818	36.411	1:29.590	1:45.817	289.3	1:42:41.499	16	2	4:03.456 B	37.009	1:30.879	1:55.568	290.0	1:36:10.481
17	1	4:03.950 B	36.817	1:30.942	1:56.191	279.5	1:46:45.449	85 Keating Motorsports Ford GT							
18	3	5:32.129	2:13.427	1:30.628	1:48.074	288.5	1:52:17.578	1. Ben KEATING 3. Felipe FRAGA LMGTE Am							
19	3	3:54.823	37.054	1:30.590	1:47.179	288.5	1:56:12.401	2. Jeroen BLEEKEMOLEN							
20	3	3:53.175	36.754	1:29.776	1:46.645	289.3	2:00:05.576	1	2	4:47.921	1:22.053	1:34.128	1:51.740	269.8	4:47.921
83 Kessel Racing Ferrari 488 GTE								86 Gulf Racing Porsche 911 RSR							
1. Manuela GOSTNER 3. Michelle GATTING LMGTE Am								1. Michael WAINWRIGHT 3. Thomas PREINING LMGTE Am							
2. Rahel FREY								2. Benjamin BARKER							
1	1	5:08.609	1:32.324	1:40.127	1:56.158	208.8	5:08.609	1	2	4:56.537 B	1:26.248	1:34.317	1:55.972	230.7	4:56.537
2	1	4:04.026	38.596	1:32.902	1:52.528	285.4	9:12.635	2	2	12:31.207	9:10.433	1:31.059	1:49.715	288.5	17:27.744
3	1	4:05.586	38.913	1:33.452	1:53.221	285.4	13:18.221	3	2	3:55.225	37.022	1:30.011	1:48.192	290.8	21:22.969
4	1	4:03.884	38.441	1:32.825	1:52.618	290.0	17:22.105	4	2	4:00.643 B	36.780	1:30.167	1:53.696	290.8	25:23.612
5	1	4:05.525	38.666	1:32.978	1:53.881	286.9	21:27.630	5	2	29:09.516	...	1:31.599	1:49.573	269.8	54:33.128
6	1	4:16.642 B	39.278	1:32.392	2:04.972	288.5	25:44.272	6	2	4:07.146 B	37.057	1:29.753	2:00.336	293.2	58:40.274
7	2	28:39.773	...	1:40.155	1:53.877	263.9	54:24.045	7	2	6:33.270	3:14.821	1:30.140	1:48.309	293.2	1:05:13.544
8	2	4:05.884	38.506	1:34.625	1:52.753	256.4	58:29.929	8	2	3:53.646	36.547	1:29.663	1:47.436	290.0	1:09:07.190
9	2	4:04.679	37.971	1:33.244	1:53.464	278.1	1:02:34.608	9	2	3:56.047	36.854	1:30.463	1:48.730	289.3	1:13:03.237
10	2	4:02.083	38.086	1:32.541	1:51.456	286.2	1:06:36.691	10	2	3:53.571	36.528	1:29.645	1:47.398	293.2	1:16:56.808
11	2	3:58.748	37.529	1:31.462	1:49.757	287.7	1:10:35.439	11	2	4:03.884 B	37.138	1:30.042	1:56.704	290.0	1:21:00.692
12	2	4:06.803 B	37.242	1:32.231	1:57.330	288.5	1:14:42.242	12	1	5:50.940	2:20.697	1:34.542	1:55.701	286.2	1:26:51.632
13	3	9:27.321	6:02.595	1:33.978	1:50.748	286.2	1:24:09.563	13	1	4:23.805 B	39.834	1:34.296	2:09.675	287.7	1:31:15.437
14	3	3:55.242	36.764	1:30.581	1:47.897	287.7	1:28:04.805	14	1	12:26.007	8:57.106	1:34.648	1:54.253	285.4	1:43:41.444
15	3	3:54.363	36.823	1:30.243	1:47.297	289.3	1:31:59.168	15	1	4:06.962	38.762	1:34.079	1:54.121	283.2	1:47:48.406
16	3	4:08.413 B	37.899	1:31.476	1:59.038	290.0	1:36:07.581	16	1	4:09.198	39.172	1:35.974	1:54.052	281.7	1:51:57.604
17	1	9:11.117	5:33.839	1:37.965	1:59.313	273.2	1:45:18.698	17	1	4:06.548	39.166	1:33.833	1:53.549	290.0	1:56:04.152
18	1	4:08.580	39.444	1:34.157	1:54.979	283.9	1:49:27.278	18	1	4:04.947	38.645	1:33.326	1:52.976	285.4	2:00:09.099
19	1	4:07.969	39.026	1:34.068	1:54.875	283.9	1:53:35.247								
20	1	4:09.223	39.612	1:33.950	1:55.661	285.4	1:57:44.470								
21	1	4:06.890	39.252	1:33.389	1:54.249	286.9	2:01:51.360								





FIA WEC 87° Edition des 24 Heures du Mans Qualifying Practice 2

Sector Analysis



Personal Best Session Best B Crossing the finish line in pit lane

Table with columns: Lap, D, Time, Sector 1, Sector 2, Sector 3, T. Spd, Elapsed. Rows include driver names, car models (e.g., Porsche 911 RSR, Ferrari 488 GTE EVO), and lap times for various drivers like Dempsey-Proton Racing, Risi Competizione, TF Sport, Porsche GT Team, etc.

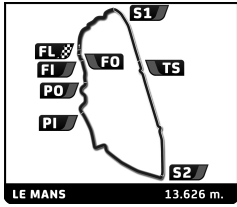


TOTAL



MOTUL





FIA WEC 87^e Edition des 24 Heures du Mans Qualifying Practice 2

Sector Analysis



Personal Best Session Best B Crossing the finish line in pit lane

Lap	D	Time	Sector 1	Sector 2	Sector 3	T. Spd	Elapsed
1	1	4:23.127	59.983	1:31.473	1:51.671	273.2	4:23.127
2	1	3:50.171	36.009	1:28.578	1:45.584	294.0	8:13.298
3	1	3:54.320	36.596	1:29.772	1:47.952	293.2	12:07.618
4	1	3:58.426	B 36.086	1:29.144	1:53.196	294.0	16:06.044
5	3	16:55.684	B 9:57.653	4:19.501	2:38.530	79.0	33:01.728
6	3	21:26.770	...	1:31.229	1:48.463	292.4	54:28.498
7	3	3:54.460	36.836	1:29.678	1:47.946	296.4	58:22.958
8	3	3:51.864	36.659	1:29.147	1:46.058	294.8	1:02:14.822
9	3	3:59.587	B 36.453	1:29.723	1:53.411	294.8	1:06:14.409
10	2	8:50.679	5:33.945	1:29.962	1:46.772	290.8	1:15:05.088
11	2	3:52.221	36.461	1:29.180	1:46.580	292.4	1:18:57.309
12	2	3:52.647	36.473	1:29.497	1:46.677	294.0	1:22:49.956
13	2	3:57.238	B 36.360	1:28.778	1:52.100	294.8	1:26:47.194
14	1	5:49.220	2:28.580	1:30.819	1:49.821	293.2	1:32:36.414
15	1	3:58.618	36.121	1:29.622	1:52.875	293.2	1:36:35.032
16	1	4:42.669	36.106	2:11.934	1:54.629	292.4	1:41:17.701
17	1	3:59.388	B 36.220	1:29.189	1:53.979	294.0	1:45:17.089
18	1	8:22.766	5:04.093	1:30.170	1:48.503	290.8	1:53:39.855
19	1	3:54.535	36.467	1:30.221	1:47.847	297.2	1:57:34.390
20	1	3:53.996	36.770	1:29.732	1:47.494	292.4	2:01:28.386

94	Porsche GT Team		Porsche 911 RSR				
	1. Sven MÜLLER	3. Dennis OLSEN	LMGTE Pro				
	2. Mathieu JAMINET						
1	1	4:10.356	48.506	1:32.481	1:49.369	279.5	4:10.356
2	1	3:52.961	36.999	1:29.359	1:46.603	294.0	8:03.317
3	1	3:52.456	36.372	1:29.541	1:46.543	290.8	11:55.773
4	1	3:53.106	36.711	1:29.511	1:46.884	293.2	15:48.879
5	1	3:53.491	36.649	1:29.977	1:46.865	290.8	19:42.370
6	1	3:53.451	36.646	1:29.787	1:47.018	291.6	23:35.821
7	1	6:32.317	B 36.985	2:11.111	3:44.221	292.4	30:08.138
8	1	24:23.594	...	1:31.359	1:48.717	290.0	54:31.732
9	1	3:56.127	36.785	1:29.994	1:49.348	295.6	58:27.859
10	1	3:53.046	36.878	1:29.113	1:47.055	297.2	1:02:20.905
11	1	3:52.550	36.733	1:29.097	1:46.720	297.2	1:06:13.455
12	1	3:59.089	B 36.548	1:29.296	1:53.245	293.2	1:10:12.544
13	1	5:15.954	1:57.718	1:30.475	1:47.761	294.0	1:15:28.498
14	1	3:53.484	36.555	1:29.633	1:47.296	293.2	1:19:21.982
15	1	4:01.009	B 36.573	1:30.516	1:53.920	293.2	1:23:22.991
16	2	5:23.100	2:04.492	1:30.361	1:48.247	292.4	1:28:46.091
17	2	3:52.274	36.422	1:29.341	1:46.511	293.2	1:32:38.365
18	2	4:00.971	B 36.243	1:30.131	1:54.597	293.2	1:36:39.336
19	2	5:48.030	1:37.705	2:13.021	1:57.304	290.8	1:42:27.366
20	2	3:50.810	36.250	1:28.788	1:45.772	293.2	1:46:18.176
21	2	4:00.806	40.422	1:31.392	1:48.992	290.8	1:50:18.982
22	2	3:57.921	B 36.150	1:29.026	1:52.745	292.4	1:54:16.903

95	Aston Martin Racing		Aston Martin Vantage AMR				
	1. Nicki THIRM	3. Darren TURNER	LMGTE Pro				
	2. Marco SØRENSEN						
1	2	5:20.436	1:23.181	1:53.215	2:04.040	188.8	5:20.436
2	2	4:35.506	B 39.714	1:41.788	2:14.004	211.3	9:55.942
3	2	22:05.692	B ...	3:49.673	3:05.491	79.0	32:01.634
4	2	22:28.417	...	1:31.258	1:48.483	290.0	54:30.051
5	2	3:56.001	36.664	1:29.361	1:49.976	298.8	58:26.052
6	2	3:51.948	36.572	1:28.968	1:46.408	295.6	1:02:18.000
7	2	3:52.235	36.621	1:28.935	1:46.679	294.8	1:06:10.235
8	2	3:52.109	36.706	1:28.806	1:46.597	295.6	1:10:02.344

9	2	3:59.594	B 36.563	1:28.917	1:54.114	294.0	1:14:01.938
97	Aston Martin Racing		Aston Martin Vantage AMR				
	1. Maxime MARTIN	3. Jonathan ADAM	LMGTE Pro				
	2. Alexander LYNN						
1	3	5:14.823	1:16.026	1:53.222	2:05.575	154.1	5:14.823
2	3	4:23.666	42.078	1:37.741	2:03.847	267.1	9:38.489
3	3	4:10.360	B 40.174	1:32.918	1:57.268	258.8	13:48.849
4	3	10:41.807	7:22.939	1:30.653	1:48.215	290.8	24:30.656
5	3	7:32.688	B 36.748	3:57.107	2:58.833	79.2	32:03.344
6	3	22:23.068	...	1:31.442	1:47.846	291.6	54:26.412
7	3	4:00.475	37.003	1:32.053	1:51.419	293.2	58:26.887
8	3	3:53.501	37.154	1:29.063	1:47.284	298.8	1:02:20.388
9	3	3:53.876	36.822	1:29.150	1:47.904	296.4	1:06:14.264
10	3	3:52.504	36.670	1:28.971	1:46.863	298.0	1:10:06.768
11	3	3:52.922	36.861	1:29.240	1:46.821	294.8	1:13:59.690
12	3	4:13.474	B 36.665	1:29.339	2:07.470	294.0	1:18:13.164
13	1	6:20.455	2:59.366	1:31.214	1:49.875	293.2	1:24:33.619
14	1	3:53.861	36.867	1:29.376	1:47.618	296.4	1:28:27.480
15	1	3:52.513	36.514	1:29.320	1:46.679	294.0	1:32:19.993
16	1	3:54.634	36.692	1:29.534	1:48.408	294.8	1:36:14.627
17	1	4:46.370	B 36.565	2:10.153	1:59.652	293.2	1:41:00.997
18	2	7:28.006	4:09.636	1:30.332	1:48.038	295.6	1:48:29.003
19	2	3:53.986	36.690	1:29.479	1:47.817	297.2	1:52:22.989
20	2	3:52.283	36.621	1:28.987	1:46.675	299.7	1:56:15.272
21	2	3:54.118	35.902	1:29.955	1:48.261	298.0	2:00:09.390

98	Aston Martin Racing		Aston Martin Vantage				
	1. Paul DALLA LANA	3. Mathias LAUDA	LMGTE Am				
	2. Pedro LAMY						
1	3	4:44.648	1:17.605	1:35.451	1:51.592	229.7	4:44.648
2	3	4:01.675	37.532	1:32.060	1:52.083	286.2	8:46.323
3	3	4:57.232	B 40.889	1:43.071	2:33.272	237.8	13:43.555
4	3	14:23.345	B 9:27.392	1:34.092	3:21.861	281.7	28:06.900
5	3	26:44.886	...	1:36.525	1:50.957	283.2	54:51.786
6	3	3:57.331	37.406	1:31.370	1:48.555	286.2	58:49.117
7	3	3:56.136	37.282	1:30.954	1:47.900	288.5	1:02:45.253
8	3	3:57.085	36.897	1:31.945	1:48.243	288.5	1:06:42.338
9	3	4:00.304	37.290	1:31.503	1:51.511	289.3	1:10:42.642
10	3	4:03.113	B 37.438	1:31.076	1:54.599	286.9	1:14:45.755
11	1	6:35.149	3:04.679	1:35.667	1:54.803	286.9	1:21:20.904
12	1	4:05.781	39.086	1:33.727	1:52.968	286.2	1:25:26.685
13	1	4:04.226	38.313	1:34.007	1:51.906	285.4	1:29:30.911
14	1	4:00.792	38.143	1:32.346	1:50.303	288.5	1:33:31.703
15	1	4:46.074	38.376	2:12.174	1:55.524	287.7	1:38:17.777
16	1	4:20.817	37.946	1:52.581	1:50.290	285.4	1:42:38.594
17	1	3:59.270	37.932	1:32.002	1:49.336	288.5	1:46:37.864
18	1	3:58.743	38.007	1:31.743	1:48.993	287.7	1:50:36.607
19	1	3:56.543	36.892	1:31.110	1:48.541	291.6	1:54:33.150
20	1	3:59.511	37.802	1:32.378	1:49.331	287.7	1:58:32.661
21	1	3:59.101	37.424	1:32.141	1:49.536	290.0	2:02:31.762