Ferrari Challenge
Trofeo PIRELLI

HUBLOT

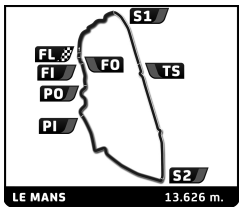

FERRARI CHALLENGE

87º Edition des 24 Heures du Mans

Qualifying

Sector Analysis

Personal Best | Session Best | B Crossing the finish line in the pit lane

3 Niccolò SCHIRO' — ITA
Rossocorsa — Ferrari 488 Challenge

Lap	Time	Sector 1	Sector 2	Sector 3	T.Spd	Elapsed
1	8:02.344	3:56.362	2:04.518	2:01.464	195.6	8:02.344
2	3:59.009	38.373	1:29.652	1:50.984	302.2	12:01.353
3	4:40.008 B	49.410	1:44.469	2:06.129	203.0	16:41.361
4	25:41.319	...	1:33.197	1:54.293	272.5	42:22.680
5	3:59.808	38.475	1:29.838	1:51.495	303.0	46:22.488
6	4:04.546	38.472	1:29.833	1:56.241	304.7	50:27.034
7	4:00.055	38.402	1:30.018	1:51.635	302.2	54:27.089
8	4:32.528 B	38.608	1:29.911	2:24.009	306.5	58:59.617

6 Thomas NEUBAUER — FRA
Charles Pozzi - Courage — Ferrari 488 Challenge

Lap	Time	Sector 1	Sector 2	Sector 3	T.Spd	Elapsed
1	23:16.674	...	1:44.169	1:55.361	248.7	23:16.674
2	3:59.440	37.957	1:30.802	1:50.681	305.6	27:16.114
3	4:43.539	40.112	1:39.512	2:23.915	205.3	31:59.653
4	4:01.331	38.432	1:30.873	1:52.026	300.5	36:00.984
5	4:40.998	41.479	1:41.650	2:17.869	216.8	40:41.982
6	4:00.603	38.876	1:30.192	1:51.535	302.2	44:42.585
7	4:24.816 B	39.050	1:36.533	2:09.233	303.0	49:07.401

9 Oliver PLASSMANN — DEU
Autohaus Ulrich — Ferrari 488 Challenge

Lap	Time	Sector 1	Sector 2	Sector 3	T.Spd	Elapsed
1	4:49.552	1:01.791	1:42.852	2:04.909	238.3	4:49.552
2	4:10.045	40.568	1:33.226	1:56.251	297.2	8:59.597
3	4:08.817	40.120	1:33.173	1:55.524	299.7	13:08.414
4	4:07.509	40.413	1:32.202	1:54.894	303.9	17:15.923
5	4:45.159 B	43.664	1:47.529	2:13.966	197.4	22:01.082
6	18:03.356	...	1:50.876	2:03.055	215.1	40:04.438
7	4:07.594	39.746	1:32.704	1:55.144	298.0	44:12.032
8	4:06.499	39.807	1:32.237	1:54.455	298.8	48:18.531
9	4:18.014	41.377	1:33.305	2:03.332	301.3	52:36.545
10	4:34.355	39.763	1:42.032	2:12.560	298.0	57:10.900

13 Martin NELSON — SWE
Scuderia Autoropa — Ferrari 488 Challenge

Lap	Time	Sector 1	Sector 2	Sector 3	T.Spd	Elapsed
1	4:35.952	57.516	1:36.864	2:01.572	227.7	4:35.952
2	4:04.556	39.646	1:30.773	1:54.137	308.2	8:40.508
3	4:10.584	40.716	1:33.679	1:56.189	282.5	12:51.092
4	4:05.844	39.693	1:31.972	1:54.179	301.3	16:56.936
5	5:36.564 B	47.168	2:06.814	2:42.582	181.5	22:33.500

17 Louis PRETTE — ITA
Formula Racing — Ferrari 488 Challenge

Lap	Time	Sector 1	Sector 2	Sector 3	T.Spd	Elapsed
1	4:32.439	55.353	1:35.160	2:01.926	241.5	4:32.439
2	3:57.703	37.910	1:29.430	1:50.363	303.0	8:30.142
3	3:58.772	38.167	1:29.769	1:50.836	303.9	12:28.914
4	4:43.136	46.497	1:46.742	2:09.897	202.6	17:12.050
5	3:57.269	37.940	1:29.301	1:50.028	302.2	21:09.319
6	4:44.588 B	44.032	1:43.707	2:16.849	212.5	25:53.907

26 Franck RUIMY — GBR
HR Owen — Ferrari 488 Challenge

Lap	Time	Sector 1	Sector 2	Sector 3	T.Spd	Elapsed
1	5:08.099	1:23.339	1:41.508	2:03.252	228.7	5:08.099
2	4:21.236	43.039	1:36.034	2:02.163	276.0	9:29.335
3	4:21.924	42.776	1:36.210	2:02.938	295.6	13:51.259
4	4:15.851	41.651	1:33.879	2:00.321	302.2	18:07.110
5	4:51.331 B	52.520	1:34.882	2:23.929	290.8	22:58.441
6	7:02.839	3:21.446	1:37.136	2:04.257	286.2	30:01.280
7	5:10.819	1:28.184	1:39.261	2:03.374	286.9	35:12.099
8	4:19.376	43.013	1:35.094	2:01.269	290.8	39:31.475
9	4:19.925	44.713	1:34.494	2:00.718	290.8	43:51.400
10	4:40.262 B	42.570	1:35.646	2:22.046	291.6	48:31.662

33 Emanuele Maria TABACCHI — ITA
Rossocorsa — Ferrari 488 Challenge

Lap	Time	Sector 1	Sector 2	Sector 3	T.Spd	Elapsed
1	6:12.617	2:01.264	2:00.602	2:10.751	183.4	6:12.617
2	4:04.376	38.762	1:32.491	1:53.123	298.8	10:16.993
3	4:04.009	39.126	1:31.087	1:53.796	300.5	14:21.002
4	4:53.157	39.113	1:59.648	2:14.396	297.2	19:14.159
5	4:03.202	39.020	1:30.629	1:53.553	304.7	23:17.361
6	4:02.227	39.114	1:30.362	1:52.751	308.2	27:19.588
7	4:14.895 B	40.530	1:32.886	2:01.479	254.5	31:34.483

37 Jan DANIS — SVK
Scuderia Praha — Ferrari 488 Challenge

Lap	Time	Sector 1	Sector 2	Sector 3	T.Spd	Elapsed
1	8:15.803	4:27.266	1:45.992	2:02.545	217.2	8:15.803
2	4:12.868	40.412	1:37.102	1:55.354	260.0	12:28.671
3	4:16.567	39.447	1:31.378	2:05.742	300.5	16:45.238
4	4:04.634	39.755	1:31.915	1:52.964	300.5	20:49.872
5	4:04.569	38.975	1:30.930	1:54.664	301.3	24:54.441
6	5:02.534 B	45.693	1:47.883	2:28.958	239.9	29:56.975
7	13:24.839	9:26.227	1:47.618	2:10.994	207.2	43:21.814
8	4:03.696	39.340	1:31.429	1:52.927	300.5	47:25.510
9	4:03.711	39.457	1:31.367	1:52.887	299.7	51:29.221
10	4:37.763	40.391	1:50.313	2:07.059	196.3	56:06.984

45 Christian OVERGAARD — DNK
Forza Racing — Ferrari 488 Challenge

Lap	Time	Sector 1	Sector 2	Sector 3	T.Spd	Elapsed
1	9:55.224	6:18.921	1:38.675	1:57.628	272.5	9:55.224
2	4:15.206	40.940	1:35.010	1:59.256	243.1	14:10.430
3	4:11.111	39.862	1:34.210	1:57.039	296.4	18:21.541
4	4:11.280	40.580	1:33.728	1:56.972	295.6	22:32.821
5	4:09.577	40.200	1:33.297	1:56.080	295.6	26:42.398
6	4:30.548 B	43.377	1:37.022	2:10.149	258.8	31:12.946

46 Chris CAREL — FRA
Rossocorsa - Pellin Racing — Ferrari 488 Challenge

Lap	Time	Sector 1	Sector 2	Sector 3	T.Spd	Elapsed
1	5:38.192	2:00.266	1:40.162	1:57.764	198.5	5:38.192
2	4:11.107	41.128	1:33.659	1:56.320	300.5	9:49.299
3	4:15.282	42.495	1:32.803	1:59.984	303.0	14:04.581
4	4:08.062	40.429	1:32.189	1:55.444	302.2	18:12.643
5	4:08.968	39.689	1:31.732	1:57.547	301.3	22:21.611
6	4:07.532	40.342	1:32.122	1:55.068	300.5	26:29.143
7	4:17.905 B	40.123	1:32.312	2:05.470	300.5	30:47.048
8	6:52.091	3:21.394	1:32.184	1:58.513	299.7	37:39.139
9	4:07.350	40.292	1:31.855	1:55.203	301.3	41:46.489
10	4:06.304	39.790	1:32.113	1:54.401	300.5	45:52.793
11	4:06.271	39.884	1:31.755	1:54.632	299.7	49:59.064
12	4:18.882 B	39.894	1:32.917	2:06.071	301.3	54:17.946

47 Adam CARROLL — GBR
Ferrari Budapest — Ferrari 488 Challenge

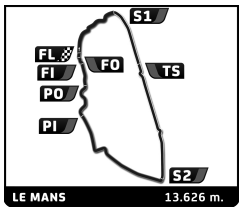

FERRARI CHALLENGE

87º Edition des 24 Heures du Mans

Qualifying

Sector Analysis

Personal Best | Session Best | **B** Crossing the finish line in the pit lane

56 Matú VYBOH — SVK
Scuderia Praha — Ferrari 488 Challenge

Lap	Time	Sector 1	Sector 2	Sector 3	T.Spd	Elapsed
1	4:28.182	51.027	1:38.155	1:59.000	240.9	4:28.182
2	3:57.840	38.109	1:29.609	1:50.122	301.3	8:26.022
3	4:15.103 B	38.450	1:30.667	2:05.986	305.6	12:41.125
4	26:03.248	...	1:36.937	1:54.460	237.2	38:44.373
5	3:59.380	38.435	1:30.253	1:50.692	303.9	42:43.753
6	4:27.108	42.704	1:36.255	2:08.149	237.2	47:10.861
7	4:20.916 B	38.262	1:33.114	2:09.540	305.6	51:31.777

61 John DHILLON — GBR
Graypaul Nottingham — Ferrari 488 Challenge

Lap	Time	Sector 1	Sector 2	Sector 3	T.Spd	Elapsed
1	5:30.214	1:42.698	1:40.057	2:07.459	261.3	5:30.214
2	4:09.682	40.894	1:32.886	1:55.902	296.4	9:39.896
3	4:10.702	40.579	1:33.031	1:57.092	297.2	13:50.598
4	4:06.370	40.157	1:32.568	1:53.645	298.0	17:56.968
5	4:38.307 B	45.993	1:38.369	2:13.945	232.1	22:35.275
6	11:04.465 B	6:44.653	1:55.629	2:24.183	200.0	33:39.740
7	11:20.321	7:51.326	1:33.216	1:55.779	297.2	45:00.061
8	4:05.677	39.675	1:32.112	1:53.890	298.0	49:05.738
9	4:06.051	39.529	1:31.774	1:54.748	302.2	53:11.789
10	4:24.559	43.687	1:35.835	2:05.037	298.8	57:36.348

65 Frederik ESPERSEN — DNK
Forza Racing — Ferrari 488 Challenge

Lap	Time	Sector 1	Sector 2	Sector 3	T.Spd	Elapsed
1	4:17.864	1:34.232	1:42.874	2:00.758	210.1	5:17.864
2	4:21.438	41.460	1:36.555	2:03.423	277.4	9:39.302
3	4:16.805	40.672	1:35.482	2:00.651	286.2	13:56.107
4	4:11.697	40.408	1:34.803	1:56.486	271.8	18:07.804
5	4:31.103	43.287	1:41.976	2:05.840	230.2	22:38.907
6	4:15.753	39.909	1:34.162	2:01.682	283.2	26:54.660
7	4:11.299	40.068	1:33.941	1:57.290	285.4	31:05.959
8	4:13.210	40.444	1:35.104	1:57.662	296.4	35:19.169
9	4:12.665	40.192	1:34.295	1:58.178	297.2	39:31.834
10	4:11.820	41.410	1:34.185	1:56.225	293.2	43:43.654
11	4:10.485	40.196	1:33.478	1:56.811	294.8	47:54.139
12	4:11.195	40.298	1:33.558	1:57.339	298.8	52:05.334
13	4:08.884	40.112	1:33.214	1:55.558	299.7	56:14.218

84 Bjorn GROSSMANN — DEU
Octane 126 — Ferrari 488 Challenge

Lap	Time	Sector 1	Sector 2	Sector 3	T.Spd	Elapsed
1	8:25.403	4:53.886	1:38.690	1:52.827	246.4	8:25.403
2	3:57.702	37.716	1:29.215	1:50.771	310.0	12:23.105
3	4:37.917 B	45.777	1:46.582	2:05.558	213.0	17:01.022
4	19:45.064	...	1:33.363	1:55.446	255.1	36:46.086
5	4:07.835	38.901	1:32.956	1:55.978	281.7	40:53.921
6	4:46.900	50.348	2:01.123	1:55.429	134.9	45:40.821
7	4:22.278 B	38.324	1:31.231	2:12.723	298.0	50:03.099

88 Eric MARSTON — USA
Rossocorsa - Pellin Racing — Ferrari 488 Challenge

Lap	Time	Sector 1	Sector 2	Sector 3	T.Spd	Elapsed
1	5:57.189	1:59.614	1:50.230	2:07.345	218.1	5:57.189
2	4:16.574	42.070	1:35.161	1:59.343	296.4	10:13.763
3	4:13.718	40.800	1:34.557	1:58.361	298.0	14:27.481
4	4:11.775	40.309	1:33.756	1:57.710	298.0	18:39.256
5	4:30.468	42.882	1:36.721	2:10.865	296.4	23:09.724
6	4:16.177	41.343	1:34.668	2:00.166	294.0	27:25.901
7	4:16.379	43.561	1:33.608	1:59.210	297.2	31:42.280
8	4:12.111	40.894	1:33.687	1:57.530	296.4	35:54.391
9	4:12.957	40.987	1:33.986	1:57.984	297.2	40:07.348
10	5:04.884 B	44.459	1:50.022	2:30.403	203.0	45:12.232
11	7:29.640	3:55.177	1:34.573	1:59.890	297.2	52:41.872
12	4:11.329	40.391	1:34.629	1:56.309	273.9	56:53.201

89 Claus ZIBRANDSTEN — DNK
Formula Racing — Ferrari 488 Challenge

Lap	Time	Sector 1	Sector 2	Sector 3	T.Spd	Elapsed
1	4:57.569	1:20.330	1:39.510	1:57.729	246.4	4:57.569
2	4:10.342	41.649	1:33.142	1:55.551	298.8	9:07.911
3	4:06.089	39.648	1:32.342	1:54.099	299.7	13:14.000
4	4:06.765	40.049	1:32.198	1:54.518	299.7	17:20.765
5	4:05.293	39.730	1:31.686	1:53.877	300.5	21:26.058
6	4:29.911 B	42.357	1:33.470	2:14.084	298.0	25:55.969
7	20:46.888	...	1:32.906	1:54.702	302.2	46:42.857
8	4:07.189	39.344	1:32.598	1:55.247	305.6	50:50.046
9	4:06.284	39.566	1:31.805	1:54.913	299.7	54:56.330
10	4:04.584	39.645	1:31.679	1:53.260	301.3	59:00.914

90 Jack BROWN — GBR
Graypaul Nottingham — Ferrari 488 Challenge

Lap	Time	Sector 1	Sector 2	Sector 3	T.Spd	Elapsed
1	4:38.438	55.890	1:35.918	2:06.630	238.3	4:38.438
2	4:05.477	39.487	1:31.966	1:54.024	303.0	8:43.915
3	4:42.144 B	41.315	1:35.911	2:24.918	261.9	13:26.059
4	8:58.577	5:15.816	1:32.307	2:10.454	295.6	22:24.636
5	4:06.619	40.842	1:31.827	1:53.950	300.5	26:31.255
6	4:11.891	39.447	1:31.844	2:00.600	299.7	30:43.146
7	4:14.597	46.872	1:33.772	1:53.953	298.0	34:57.743
8	4:04.229	39.505	1:31.671	1:53.053	299.7	39:01.972
9	5:11.899 B	43.905	1:53.712	2:34.282	194.6	44:13.871

92 Sam SMEETH — GBR
Baron Motorsport — Ferrari 488 Challenge

Lap	Time	Sector 1	Sector 2	Sector 3	T.Spd	Elapsed
1	11:56.308	8:17.030	1:39.103	2:00.175	247.6	11:56.308
2	4:01.738	39.900	1:30.221	1:51.617	302.2	15:58.046
3	4:00.910	39.040	1:30.895	1:50.975	302.2	19:58.956
4	4:19.589 B	41.267	1:35.725	2:02.597	265.8	24:18.545
5	13:18.435	9:53.541	1:30.967	1:53.927	302.2	37:36.980
6	4:13.765 B	38.979	1:30.619	2:04.167	303.0	41:50.745
7	13:04.008	9:41.410	1:30.170	1:52.428	305.6	54:54.753
8	4:08.185	39.163	1:31.815	1:57.207	300.5	59:02.938

93 Chris FROGGATT — GBR
HR Owen — Ferrari 488 Challenge

Lap	Time	Sector 1	Sector 2	Sector 3	T.Spd	Elapsed
1	8:05.646	3:57.396	2:04.883	2:03.367	164.7	8:05.646
2	4:00.745	38.564	1:30.596	1:51.585	300.5	12:06.391

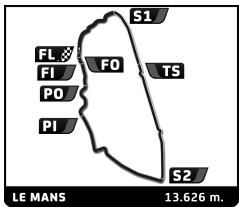

FERRARI CHALLENGE
87º Edition des 24 Heures du Mans
Qualifying

Sector Analysis

Personal Best | Session Best | **B** Crossing the finish line in the pit lane

94 John WARTIQUE — BEL
Rossocorsa — Ferrari 488 Challenge

Lap	Time	Sector 1	Sector 2	Sector 3	T.Spd	Elapsed
1	7:10.950	3:30.626	1:41.431	1:58.893	237.8	7:10.950
2	4:04.977	39.162	1:32.255	1:53.560	297.2	11:15.927
3	4:25.658 B	39.158	1:31.676	2:14.824	299.7	15:41.585
4	9:04.378	5:30.829	1:37.546	1:56.003	248.7	24:45.963
5	4:05.110	39.021	1:31.734	1:54.355	299.7	28:51.073
6	5:05.459 B	1:12.656	1:38.044	2:14.759	239.9	33:56.532
7	8:27.265	4:59.933	1:33.571	1:53.761	263.2	42:23.797
8	4:03.238	38.795	1:31.420	1:53.023	302.2	46:27.035
9	4:36.097 B	39.309	1:36.206	2:20.582	297.2	51:03.132

97 Tommaso ROCCA — ITA
Rossocorsa — Ferrari 488 Challenge

Lap	Time	Sector 1	Sector 2	Sector 3	T.Spd	Elapsed
1	6:13.433	2:02.884	2:00.139	2:10.410	171.4	6:13.433
2	4:07.521	39.330	1:34.384	1:53.807	301.3	10:20.954
3	4:07.195	39.720	1:32.986	1:54.489	303.0	14:28.149
4	4:22.532 B	41.067	1:35.288	2:06.177	242.6	18:50.681
5	10:59.820	7:30.416	1:33.394	1:56.010	299.7	29:50.501
6	4:49.401	1:17.531	1:35.336	1:56.534	239.9	34:39.902
7	4:06.637	39.958	1:32.364	1:54.315	302.2	38:46.539
8	4:05.997	39.609	1:31.847	1:54.541	298.0	42:52.536
9	4:12.135	40.035	1:32.468	1:59.632	299.7	47:04.671
10	4:22.385	40.483	1:43.724	1:58.178	229.2	51:27.056
11	4:21.903 B	40.465	1:32.162	2:09.276	302.2	55:48.959

103 "BORIS GIDEON" — DEU
Formula Racing — Ferrari 488 Challenge

Lap	Time	Sector 1	Sector 2	Sector 3	T.Spd	Elapsed
1	5:19.492	1:40.044	1:39.480	1:59.968	265.1	5:19.492
2	4:22.013	41.519	1:35.492	2:05.002	302.2	9:41.505
3	4:15.692	41.486	1:33.615	2:00.591	303.9	13:57.197
4	4:12.072	41.031	1:33.428	1:57.613	299.7	18:09.269
5	4:13.833	42.344	1:33.803	1:57.686	295.6	22:23.102
6	4:50.829 B	43.519	1:43.675	2:23.635	244.2	27:13.931
7	7:59.184	4:21.884	1:37.336	1:59.964	297.2	35:13.115
8	4:27.106	45.796	1:36.974	2:04.336	281.7	39:40.221
9	4:12.008	41.564	1:33.211	1:57.233	301.3	43:52.229
10	4:25.035	44.927	1:39.993	2:00.115	277.4	48:17.264
11	4:10.832	41.180	1:32.900	1:56.752	299.7	52:28.096
12	5:05.850	47.114	1:53.829	2:24.907	224.9	57:33.946

107 Ken ABE — JPN
Formula Racing — Ferrari 488 Challenge

Lap	Time	Sector 1	Sector 2	Sector 3	T.Spd	Elapsed
1	4:59.814	1:20.947	1:40.222	1:58.645	235.2	4:59.814
2	4:11.025	40.599	1:33.634	1:56.792	296.4	9:10.839
3	4:08.911	40.826	1:33.031	1:55.054	301.3	13:19.750
4	4:09.205	40.578	1:32.939	1:55.688	300.5	17:28.955
5	4:09.983	40.389	1:33.800	1:55.794	299.7	21:38.938
6	4:42.007 B	41.241	1:36.402	2:24.364	294.8	26:20.945
7	9:19.765	5:48.455	1:34.454	1:56.856	299.7	35:40.710
8	4:38.654 B	40.236	1:33.028	2:25.390	299.7	40:19.364
9	9:10.593	5:39.184	1:34.702	1:56.707	294.8	49:29.957
10	4:10.469	40.709	1:33.464	1:56.296	298.8	53:40.426
11	4:10.925	40.335	1:33.515	1:57.075	298.0	57:51.351

109 Ernst KIRCHMAYR — AUT
Baron Motorsport — Ferrari 488 Challenge

Lap	Time	Sector 1	Sector 2	Sector 3	T.Spd	Elapsed
1	11:57.100	8:17.869	1:39.330	1:59.901	240.4	11:57.100
2	5:00.332 B	53.874	1:45.771	2:20.687	235.2	16:57.432
3	14:27.854	...	1:49.540	2:09.283	256.4	31:25.286
4	4:11.420	40.480	1:35.076	1:55.864	293.2	35:36.706
5	4:08.581	39.693	1:33.422	1:55.466	296.4	39:45.287
6	4:07.366	39.588	1:32.564	1:55.214	298.8	43:52.653
7	5:04.795	51.639	1:56.057	2:17.099	168.8	48:57.448
8	4:08.465	39.746	1:33.090	1:55.629	295.6	53:05.913
9	4:39.845	39.803	1:44.204	2:15.838	189.1	57:45.758

112 Miroslov VYBOH — SVK
Scuderia Praha — Ferrari 488 Challenge

Lap	Time	Sector 1	Sector 2	Sector 3	T.Spd	Elapsed
1	6:05.448	1:52.941	1:58.070	2:14.437	210.9	6:05.448
2	4:24.402	44.345	1:38.196	2:01.861	298.0	10:29.850
3	4:46.253	43.500	1:36.504	2:26.249	299.7	15:16.103
4	4:24.483	45.878	1:36.531	2:02.074	291.6	19:40.586
5	4:20.554	42.524	1:35.663	2:02.367	298.8	24:01.140
6	4:18.831	43.350	1:35.576	1:59.905	298.8	28:19.971
7	4:17.712	42.119	1:35.263	2:00.330	298.0	32:37.683
8	4:20.606	43.762	1:36.095	2:00.749	300.5	36:58.289
9	4:16.117	41.884	1:34.865	1:59.368	301.3	41:14.406
10	4:19.263	42.409	1:36.109	2:00.745	270.4	45:33.669
11	4:52.012 B	43.450	1:39.239	2:29.323	278.1	50:25.681

117 Dusan PALCR — CZE
Scuderia Praha — Ferrari 488 Challenge

Lap	Time	Sector 1	Sector 2	Sector 3	T.Spd	Elapsed
1	6:11.917 B	1:48.423	1:52.188	2:31.306	174.8	6:11.917
2	5:39.088	1:59.768	1:37.080	2:02.240	292.4	11:51.005
3	4:18.049	42.136	1:35.617	2:00.296	294.0	16:09.054
4	4:16.420	42.014	1:35.220	1:59.186	293.2	20:25.474
5	4:15.941	41.468	1:35.631	1:58.842	292.4	24:41.415
6	4:16.413	41.344	1:35.389	1:59.680	290.8	28:57.828
7	5:30.377 B	1:14.804	1:57.803	2:17.770	201.1	34:28.205
8	8:10.026	4:26.473	1:41.639	2:01.914	214.6	42:38.231
9	4:16.486	41.683	1:34.603	2:00.200	295.6	46:54.717
10	4:18.674	41.732	1:36.959	1:59.983	293.2	51:13.391
11	4:13.166	41.410	1:33.979	1:57.777	296.4	55:26.557
12	4:40.315 B	41.559	1:35.565	2:23.191	295.6	1:00:06.872

118 James WEILAND — USA
Rossocorsa — Ferrari 488 Challenge

Lap	Time	Sector 1	Sector 2	Sector 3	T.Spd	Elapsed
1	4:34.964	55.079	1:36.243	2:03.642	257.0	4:34.964
2	4:04.465	39.949	1:30.762	1:53.754	304.7	8:39.429
3	4:15.317	43.391	1:33.174	1:58.752	299.7	12:54.746
4	4:05.500	39.889	1:31.245	1:54.366	303.9	17:00.246
5	4:17.809	42.721	1:34.200	2:00.888	260.0	21:18.055
6	4:34.137 B	39.727	1:31.695	2:22.715	302.2	25:52.192
7	16:36.675	...	1:36.221	1:56.804	213.8	42:28.867
8	4:10.009	40.088	1:32.154	1:57.767	303.9	46:38.876
9	4:04.047	39.581	1:31.241	1:53.225	303.0	50:42.923
10	4:29.214 B	39.736	1:31.390	2:18.088	303.9	55:12.137

120 Guy FAWE — BEL
Scuderia FMA — Ferrari 488 Challenge

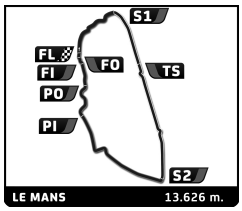

FERRARI CHALLENGE
87º Edition des 24 Heures du Mans
Qualifying

Sector Analysis

Personal Best | Session Best | **B** Crossing the finish line in the pit lane

Lap	Time	Sector 1	Sector 2	Sector 3	T.Spd	Elapsed
1	5:26.700 B	1:17.111	1:55.022	2:14.567	194.9	5:26.700
2	6:57.858	3:23.086	1:36.402	1:58.370	297.2	12:24.558
3	4:11.180	40.797	1:32.808	1:57.575	298.0	16:35.738
4	4:09.427	40.194	1:32.775	1:56.458	297.2	20:45.165
5	4:10.571	40.212	1:32.921	1:57.438	298.0	24:55.736
6	4:20.711 B	41.865	1:32.825	2:06.021	294.8	29:16.447
7	11:46.434	8:17.540	1:32.461	1:56.433	299.7	41:02.881
8	4:07.878	40.530	1:32.276	1:55.072	301.3	45:10.759
9	4:07.680	40.351	1:32.279	1:55.050	298.0	49:18.439
10	4:07.557	40.569	1:32.366	1:54.622	298.0	53:25.996
11	4:08.297	40.146	1:32.069	1:56.082	300.5	57:34.293

127 Tommy LINDROTH — SWE
Baron Motorsport — Ferrari 488 Challenge

Lap	Time	Sector 1	Sector 2	Sector 3	T.Spd	Elapsed
1	13:36.601	9:40.742	1:52.134	2:03.725	219.9	13:36.601
2	4:11.549	41.110	1:33.606	1:56.833	299.7	17:48.150
3	4:14.140	40.597	1:33.462	2:00.081	301.3	22:02.290
4	4:12.348	41.200	1:33.744	1:57.404	298.8	26:14.638
5	4:11.612	40.849	1:33.988	1:56.775	297.2	30:26.250
6	5:29.647 B	1:06.053	1:52.747	2:30.847	235.7	35:55.897
7	13:50.287	...	1:39.755	2:07.046	271.8	49:46.184
8	4:14.420	42.416	1:34.336	1:57.668	293.2	54:00.604
9	4:57.156 B	43.787	1:34.548	2:38.821	290.8	58:57.760

128 Christian KINCH — SWE
Gohm Motorsport — Ferrari 488 Challenge

Lap	Time	Sector 1	Sector 2	Sector 3	T.Spd	Elapsed
1	7:22.506	3:37.489	1:41.147	2:03.870	197.0	7:22.506
2	4:09.363	40.614	1:33.479	1:55.270	297.2	11:31.869
3	4:08.231	40.017	1:33.233	1:54.981	297.2	15:40.100
4	4:44.110 B	44.472	1:38.172	2:21.466	256.4	20:24.210
5	22:06.135	...	1:34.679	2:02.528	291.6	42:30.345
6	4:10.923	42.029	1:33.348	1:55.546	298.8	46:41.268
7	4:14.080	39.848	1:33.235	2:00.997	294.8	50:55.348
8	4:14.585	42.164	1:34.629	1:57.792	278.1	55:09.933

132 Henrik JANSEN — DNK
Formula Racing — Ferrari 488 Challenge

Lap	Time	Sector 1	Sector 2	Sector 3	T.Spd	Elapsed
1	5:25.174	1:30.697	1:48.206	2:06.271	219.0	5:25.174
2	4:23.488	39.301	1:32.551	2:11.636	299.7	9:48.662
3	4:22.144	40.815	1:33.114	2:08.215	298.0	14:10.806
4	4:32.216 B	43.151	1:38.053	2:11.012	255.7	18:43.022
5	8:35.907	5:06.574	1:33.572	1:55.761	295.6	27:18.929
6	4:07.732	39.442	1:33.023	1:55.267	266.5	31:26.661
7	4:09.529	39.862	1:33.705	1:55.962	288.5	35:36.190
8	5:02.831 B	44.437	1:51.110	2:27.284	215.5	40:39.021
9	9:15.928	5:27.908	1:40.300	2:07.720	229.7	49:54.949
10	4:14.127	40.222	1:35.518	1:58.387	262.6	54:09.076
11	4:08.672	39.546	1:32.386	1:56.740	298.8	58:17.748

133 Murat CUHADAROGLU — TUR
Kessel Racing — Ferrari 488 Challenge

Lap	Time	Sector 1	Sector 2	Sector 3	T.Spd	Elapsed
1	7:24.023	3:36.826	1:47.581	1:59.616	210.5	7:24.023
2	4:09.839	40.202	1:33.621	1:56.016	303.0	11:33.862
3	4:09.310	40.632	1:32.815	1:55.863	300.5	15:43.172
4	4:09.276	40.513	1:33.664	1:55.099	298.8	19:52.448
5	4:08.968	40.555	1:32.773	1:55.640	302.2	24:01.416
6	4:52.112	49.862	1:52.881	2:09.369	201.8	28:53.528
7	5:49.855 B	1:19.195	2:06.330	2:24.330	179.4	34:43.383
8	6:01.377	2:33.081	1:32.831	1:55.465	298.8	40:44.760
9	4:08.035	39.795	1:32.222	1:56.018	298.8	44:52.795
10	5:05.799 B	40.390	1:40.860	2:44.549	298.0	49:58.594

134 "ALEX FOX" — FRA
Modena Motors - SLR — Ferrari 488 Challenge

Lap	Time	Sector 1	Sector 2	Sector 3	T.Spd	Elapsed
1	5:33.470	1:39.667	1:46.721	2:07.082	237.8	5:33.470
2	4:19.061	42.299	1:34.853	2:01.909	296.4	9:52.531
3	4:24.555	41.626	1:36.681	2:06.248	220.3	14:17.086
4	4:24.160	42.614	1:35.305	2:06.241	238.8	18:41.246
5	4:13.283	41.535	1:34.313	1:57.435	298.0	22:54.529
6	4:12.696	41.911	1:33.778	1:57.007	295.6	27:07.225
7	7:22.574 B	3:28.416	1:41.707	2:12.451	197.0	34:29.799
8	6:28.769	2:55.401	1:35.917	1:57.451	265.1	40:58.568
9	4:14.889	41.735	1:34.678	1:58.476	291.6	45:13.457
10	4:11.330	41.171	1:33.377	1:56.782	299.7	49:24.787
11	5:04.711	59.546	1:45.925	2:19.240	219.4	54:29.498
12	4:11.861	40.733	1:33.111	1:58.017	298.0	58:41.359

136 Alexander NUSSBAUMER — AUT
Scuderia Gohm — Ferrari 488 Challenge

Lap	Time	Sector 1	Sector 2	Sector 3	T.Spd	Elapsed
1	7:29.172	3:48.686	1:40.494	1:59.992	222.1	7:29.172
2	4:14.345	40.990	1:34.791	1:58.564	294.8	11:43.517
3	4:14.297	42.813	1:34.536	1:56.948	293.2	15:57.814
4	4:11.976	41.889	1:33.457	1:56.630	295.6	20:09.790
5	4:09.489	40.054	1:33.666	1:55.769	294.0	24:19.279
6	4:32.416 B	42.553	1:35.954	2:13.909	239.3	28:51.695
7	13:13.471	9:40.649	1:34.890	1:57.932	292.4	42:05.166
8	4:11.210	40.238	1:33.911	1:57.061	294.0	46:16.376
9	4:11.906	40.112	1:33.717	1:58.077	294.0	50:28.282
10	4:08.996	40.223	1:32.942	1:55.831	296.4	54:37.278

145 Laurent DE MEEUS — BEL
HR Owen — Ferrari 488 Challenge

Lap	Time	Sector 1	Sector 2	Sector 3	T.Spd	Elapsed
1	4:40.761	58.056	1:39.052	2:03.653	204.1	4:40.761
2	4:10.576	41.245	1:32.507	1:56.824	302.2	8:51.337
3	4:12.022	41.278	1:33.966	1:56.778	244.8	13:03.359
4	4:11.200	41.491	1:33.209	1:56.500	299.7	17:14.559
5	4:51.682 B	42.985	1:51.741	2:16.956	177.3	22:06.241
6	15:16.656	...	1:34.433	1:56.456	298.8	37:22.897
7	4:11.604	41.088	1:33.879	1:56.637	298.8	41:34.501
8	4:10.715	40.521	1:32.989	1:57.205	299.7	45:45.216
9	4:08.547	40.476	1:32.417	1:55.654	301.3	49:53.763
10	4:28.325	41.121	1:39.722	2:07.482	219.4	54:22.088
11	4:40.373 B	40.841	1:32.284	2:27.248	302.2	59:02.461

157 Tani HANNA — LBN
Formula Racing — Ferrari 488 Challenge

Lap	Time	Sector 1	Sector 2	Sector 3	T.Spd	Elapsed
1	4:33.088	56.813	1:35.580	2:00.695	255.7	4:33.088
2	4:08.190	40.038	1:31.883	1:56.269	303.0	8:41.278
3	5:46.195 B	45.648	1:49.942	3:10.605	200.3	14:27.473
4	10:45.735	7:17.071	1:32.698	1:55.966	298.8	25:13.208
5	4:07.382	39.801	1:32.147	1:55.434	299.7	29:20.590
6	5:08.077	1:11.891	1:42.329	2:13.857	212.5	34:28.667
7	4:05.911	40.243	1:31.820	1:53.848	300.5	38:34.578
8	4:43.178	46.002	1:44.628	2:12.548	248.7	43:17.756

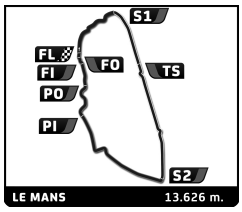

FERRARI CHALLENGE

87º Edition des 24 Heures du Mans

Qualifying

Sector Analysis

Personal Best | Session Best | **B** Crossing the finish line in the pit lane

159 Matthias MOSER — DEU

Baron Motorsport — Ferrari 488 Challenge

Lap	Time	Sector 1	Sector 2	Sector 3	T.Spd	Elapsed
1	12:00.445	8:20.297	1:40.556	1:59.592	228.2	12:00.445
2	4:25.196	48.429	1:37.514	1:59.253	286.9	16:25.641
3	4:14.594	41.449	1:34.898	1:58.247	298.8	20:40.235
4	4:17.325	40.994	1:34.786	2:01.545	296.4	24:57.560
5	4:15.429	43.215	1:34.411	1:57.803	298.8	29:12.989
6	4:37.945	1:04.208	1:35.209	1:58.528	294.8	33:50.934
7	4:12.347	41.091	1:34.050	1:57.206	298.0	38:03.281
8	5:05.938 B	48.940	1:48.808	2:28.190	180.9	43:09.219
9	4:05.659	39.709	1:31.390	1:54.560	301.3	47:23.415
10	5:58.254 B	50.311	1:48.281	3:19.662	209.2	53:21.669

171 Per FALHOLT — DNK

Formula Racing — Ferrari 488 Challenge

Lap	Time	Sector 1	Sector 2	Sector 3	T.Spd	Elapsed
1	5:14.766	1:19.749	1:47.816	2:07.201	233.7	5:14.766
2	4:24.228	44.311	1:36.247	2:03.670	297.2	9:38.994
3	4:34.255	47.246	1:37.189	2:09.820	297.2	14:13.249
4	4:21.179	42.893	1:36.739	2:01.547	298.8	18:34.428
5	5:05.101 B	49.907	1:43.028	2:32.166	297.2	23:39.529
6	23:21.152	...	1:36.767	2:07.859	297.2	47:00.681
7	4:19.538	42.048	1:35.613	2:01.877	297.2	51:20.219
8	5:36.506 B	49.037	1:57.435	2:50.034	195.3	56:56.725

177 Fons SCHELTEMA — NLD

Kessel Racing — Ferrari 488 Challenge

Lap	Time	Sector 1	Sector 2	Sector 3	T.Spd	Elapsed
1	6:55.858	2:48.032	2:01.727	2:06.099	176.2	6:55.858
2	4:10.695	40.511	1:33.891	1:56.293	298.0	11:06.553
3	4:11.279	41.451	1:33.343	1:56.485	298.8	15:17.832
4	4:11.992	42.742	1:33.348	1:55.902	256.4	19:29.824
5	4:08.213	39.879	1:33.497	1:54.837	297.2	23:38.037
6	4:07.418	39.953	1:32.860	1:54.605	297.2	27:45.455
7	4:51.376 B	43.922	1:49.130	2:18.324	231.6	32:36.831
8	6:23.233	2:50.373	1:37.923	1:54.937	263.2	39:00.064
9	4:06.673	39.737	1:32.672	1:54.264	298.8	43:06.737
10	4:31.904	39.836	1:41.469	2:10.599	223.5	47:38.641
11	4:07.833	40.393	1:32.700	1:54.740	298.0	51:46.474
12	6:35.484 B	59.675	2:17.116	3:18.693	162.7	58:21.958

185 Dale KATECHIS — USA

Rossocorsa — Ferrari 488 Challenge

Lap	Time	Sector 1	Sector 2	Sector 3	T.Spd	Elapsed
1	7:21.063	3:34.409	1:41.790	2:04.864	208.8	7:21.063
2	4:17.998	41.075	1:35.271	2:01.652	294.8	11:39.061

186 Agata SMOLKA — POL

Rossocorsa — Ferrari 488 Challenge

Lap	Time	Sector 1	Sector 2	Sector 3	T.Spd	Elapsed
1	6:27.061	2:12.542	1:57.270	2:17.249	219.9	6:27.061
2	4:25.915	45.522	1:36.066	2:04.327	297.2	10:52.976
3	4:29.750	41.558	1:35.276	2:12.916	298.8	15:22.726
4	4:24.516	41.728	1:34.680	2:08.108	303.0	19:47.242
5	4:39.019 B	43.228	1:34.859	2:20.932	297.2	24:26.261
6	12:56.767 B	8:56.000	1:44.168	2:16.599	182.4	37:23.028
7	5:20.522	1:46.388	1:34.188	1:59.946	298.8	42:43.550
8	4:14.360	41.637	1:33.680	1:59.043	300.5	46:57.910
9	4:13.546	40.946	1:34.028	1:58.572	301.3	51:11.456
10	4:12.452	41.190	1:33.635	1:57.627	298.8	55:23.908
11	4:32.479 B	41.317	1:35.183	2:15.979	298.8	59:56.387

187 Lisa CLARK — USA

Rossocorsa - Pellin Racing — Ferrari 488 Challenge

Lap	Time	Sector 1	Sector 2	Sector 3	T.Spd	Elapsed
1	8:06.492 B	3:12.095	1:54.733	2:59.664	216.8	8:06.492
2	7:33.679 B	2:43.089	1:47.235	3:03.355	273.9	15:40.171
3	6:31.987	2:28.381	1:48.247	2:15.359	232.1	22:12.158
4	4:45.679	46.201	1:46.909	2:12.569	254.5	26:57.837
5	4:44.411	45.462	1:47.213	2:11.736	250.4	31:42.248
6	4:42.824	44.626	1:47.137	2:11.061	253.3	36:25.072
7	4:40.577	44.092	1:45.921	2:10.564	253.9	41:05.649
8	4:43.852	46.064	1:46.416	2:11.372	252.8	45:49.501
9	4:41.001	44.546	1:45.829	2:10.626	255.7	50:30.502
10	4:40.640	44.211	1:46.171	2:10.258	252.2	55:11.142
11	5:05.923 B	44.445	1:47.213	2:34.265	251.0	1:00:17.065

188 Thomas TIPPL — USA

Rossocorsa - Pellin Racing — Ferrari 488 Challenge

Lap	Time	Sector 1	Sector 2	Sector 3	T.Spd	Elapsed
1	9:18.878	5:34.435	1:44.674	1:59.769	210.5	9:18.878
2	4:04.817	38.946	1:32.071	1:53.800	302.2	13:23.695
3	4:22.265	39.932	1:41.875	2:00.458	244.2	17:45.960
4	4:07.923	39.772	1:32.328	1:55.823	301.3	21:53.883
5	4:10.834	39.463	1:31.876	1:59.495	301.3	26:04.717

189 Mark FULLER — USA

Rossocorsa - Pellin Racing — Ferrari 488 Challenge

Lap	Time	Sector 1	Sector 2	Sector 3	T.Spd	Elapsed
1	5:40.197	1:58.664	1:44.285	1:57.248	219.9	5:40.197
2	4:09.937	40.626	1:33.482	1:55.829	298.0	9:50.134
3	4:30.596	41.135	1:47.740	2:01.721	219.4	14:20.730
4	4:25.012	40.881	1:39.265	2:04.866	290.8	18:45.742
5	4:57.485 B	40.127	1:40.523	2:36.835	298.8	23:43.227
6	9:33.002	5:50.063	1:44.248	1:58.691	245.3	33:16.229
7	4:11.204	40.946	1:34.202	1:56.056	295.6	37:27.433
8	4:14.645	40.391	1:35.978	1:58.276	295.6	41:42.078
9	4:09.558	40.047	1:34.018	1:55.493	294.0	45:51.636
10	4:11.337	40.045	1:34.672	1:56.620	272.5	50:02.973
11	4:10.796	40.274	1:33.374	1:57.148	297.2	54:13.769
12	5:26.569 B	40.162	1:33.443	3:12.964	296.4	59:40.338

190 Brent HOLDEN — USA

Rossocorsa — Ferrari 488 Challenge

Lap	Time	Sector 1	Sector 2	Sector 3	T.Spd	Elapsed
1	10:59.012	7:15.702	1:41.052	2:02.258	253.3	10:59.012
2	4:17.982	41.178	1:34.365	2:02.439	300.5	15:16.994
3	4:16.170	42.513	1:35.910	1:57.747	300.5	19:33.164
4	4:10.919	40.777	1:33.409	1:56.733	302.2	23:44.083
5	4:12.777	41.286	1:34.322	1:57.169	298.8	27:56.860
6	4:09.579	40.207	1:32.933	1:56.439	299.7	32:06.439
7	4:09.864	40.361	1:32.507	1:56.996	300.5	36:16.303
8	4:09.400	40.356	1:32.881	1:56.163	302.2	40:25.703
9	4:09.361	40.772	1:32.573	1:56.016	303.9	44:35.064
10	4:08.102	39.954	1:32.413	1:55.735	301.3	48:43.166
11	4:08.779	40.583	1:32.416	1:55.780	301.3	52:51.945
12	4:08.656	40.080	1:32.703	1:55.873	301.3	57:00.601

193 "BABY KEI" — JPN

Formula Racing — Ferrari 488 Challenge

Lap	Time	Sector 1	Sector 2	Sector 3	T.Spd	Elapsed
1	5:42.938	1:46.183	1:46.495	2:10.260	235.7	5:42.938

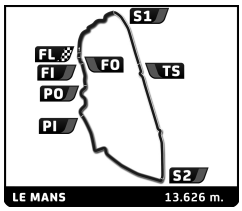

FERRARI CHALLENGE

87º Edition des 24 Heures du Mans

Qualifying

Sector Analysis

Personal Best | Session Best | **B** Crossing the finish line in the pit lane

Lap	Time	Sector 1	Sector 2	Sector 3	T.Spd	Elapsed
2	4:18.909	43.397	1:35.879	1:59.633	298.0	10:01.847
3	4:22.864	44.197	1:36.269	2:02.398	295.6	14:24.711
4	4:22.984	42.059	1:40.789	2:00.136	256.4	18:47.695
5	4:18.706	41.620	1:35.724	2:01.362	302.2	23:06.401
6	4:46.313 **B**	44.210	1:41.396	2:20.707	278.1	27:52.714
7	12:26.967	8:46.714	1:35.557	2:04.696	295.6	40:19.681
8	4:21.187	42.259	1:36.530	2:02.398	298.0	44:40.868
9	4:20.150	43.691	1:35.301	2:01.158	300.5	49:01.018
10	4:16.650	42.879	1:34.900	1:58.871	301.3	53:17.668
11	4:47.638 **B**	45.213	1:39.099	2:23.326	281.0	58:05.306

196 Michael SIMONCIC — AUT

Baron Motorsport — Ferrari 488 Challenge

Lap	Time	Sector 1	Sector 2	Sector 3	T.Spd	Elapsed
1	13:16.835	9:28.427	1:40.460	2:07.948	221.2	13:16.835
2	4:20.510	42.760	1:36.244	2:01.506	292.4	17:37.345
3	4:18.761	42.316	1:36.226	2:00.219	283.9	21:56.106
4	4:29.673	54.640	1:34.928	2:00.105	297.2	26:25.779
5	4:42.607 **B**	41.882	1:41.148	2:19.577	230.2	31:08.386
6	12:16.118	8:39.103	1:36.117	2:00.898	298.0	43:24.504
7	4:17.147	41.857	1:35.114	2:00.176	296.4	47:41.651
8	4:15.737	42.021	1:34.393	1:59.323	298.0	51:57.388
9	4:51.809 **B**	42.776	1:34.345	2:34.688	298.0	56:49.197

197 Al HEGYI — USA

Rossocorsa — Ferrari 488 Challenge

Lap	Time	Sector 1	Sector 2	Sector 3	T.Spd	Elapsed
1	7:56.133	2:31.919	2:31.108	2:53.106	175.0	7:56.133
2	7:42.704 **B**	59.920	2:36.803	4:05.981	181.8	15:38.837
3	16:54.258	...	1:50.664	2:21.042	251.0	32:33.095
4	4:45.088	49.686	1:40.911	2:14.491	251.6	37:18.183
5	4:35.983	46.104	1:39.039	2:10.840	298.8	41:54.166
6	4:34.968	45.066	1:36.906	2:12.996	296.4	46:29.134
7	4:39.839	47.399	1:43.685	2:08.755	277.4	51:08.973
8	4:59.916 **B**	48.960	1:39.808	2:31.148	285.4	56:08.889

198 Eric CHEUNG — CAN

Formula Racing — Ferrari 488 Challenge

Lap	Time	Sector 1	Sector 2	Sector 3	T.Spd	Elapsed
1	6:38.206	3:06.060	1:35.560	1:56.586	252.8	6:38.206
2	4:07.156	40.193	1:31.948	1:55.015	303.0	10:45.362
3	4:23.699	40.138	1:31.410	2:12.151	300.5	15:09.061
4	4:06.043	39.885	1:31.271	1:54.887	301.3	19:15.104
5	4:07.681	39.382	1:31.118	1:57.181	304.7	23:22.785
6	4:04.565	39.485	1:31.192	1:53.888	303.0	27:27.350
7	4:37.149 **B**	42.488	1:34.570	2:20.091	282.5	32:04.499

199 Ingvar MATTSSON — SWE

Scuderia Autoropa — Ferrari 488 Challenge

Lap	Time	Sector 1	Sector 2	Sector 3	T.Spd	Elapsed
1	4:43.244	1:04.656	1:38.146	2:00.442	206.1	4:43.244
2	4:56.494 **B**	1:00.141	1:45.665	2:10.688	189.8	9:39.738