


FIA WEC
Total 6 Hours of Spa-Francorchamps
Race

Pit Stop Analysis


Nr.	In Time	In Driver	Out Time	Out Driver	Pit Time	T. Pit Time	Nr.	In Time	In Driver	Out Time	Out Driver	Pit Time	T. Pit Time	
1	Rebellion Racing Rebellion R13 - Gibson LMP1							2	14:50:28.441	S. BUEMI	14:51:23.242	F. ALONSO	54.801	1:49.293
1	14:09:34.643	A. LOTTERER	14:10:38.910	A. LOTTERER	1:04.267	1:04.267	3	15:36:24.020	F. ALONSO	15:37:27.749	F. ALONSO	1:03.729	2:53.022	
2	14:50:33.311	A. LOTTERER	14:51:32.410	B. SENNA	59.099	2:03.366	4	16:16:50.125	F. ALONSO	16:17:52.784	K. NAKAJIMA	1:02.659	3:55.681	
3	15:33:30.667	B. SENNA	15:34:34.556	B. SENNA	1:03.889	3:07.255	5	16:19:50.861	K. NAKAJIMA	16:20:40.683	K. NAKAJIMA	49.822	4:45.503	
4	16:14:11.403	B. SENNA	16:15:26.814	N. JANI	1:15.411	4:22.666	6	16:58:47.530	K. NAKAJIMA	16:59:43.878	K. NAKAJIMA	56.348	5:41.851	
5	16:49:58.219	N. JANI	16:51:01.962	N. JANI	1:03.743	5:26.409	7	17:37:57.019	K. NAKAJIMA	17:38:53.634	K. NAKAJIMA	56.615	6:38.466	
6	17:25:50.884	N. JANI	17:28:30.547	N. JANI	2:39.663	8:06.072	8	18:17:17.923	K. NAKAJIMA	18:18:18.817	F. ALONSO	1:00.894	7:39.360	
7	18:03:31.535	N. JANI	18:04:46.078	A. LOTTERER	1:14.543	9:20.615	9	19:06:06.943	F. ALONSO	19:06:45.778	F. ALONSO	38.835	8:18.195	
8	18:22:59.246	A. LOTTERER	18:23:47.129	A. LOTTERER	47.883	10:08.498								
9	19:08:44.337	A. LOTTERER	19:09:38.858	A. LOTTERER	54.521	11:03.019								
3	Rebellion Racing Rebellion R13 - Gibson LMP1							11	SMP Racing BR Engineering BR1 - AER LMP1					
1	14:09:37.726	T. LAURENT	14:10:44.548	T. LAURENT	1:06.822	1:06.822	1	13:41:37.102	V. PETROV	13:42:20.502	V. PETROV	43.400	43.400	
2	14:53:44.683	T. LAURENT	14:55:09.164	G. MENEZES	1:24.481	2:31.303	2	14:17:40.800	V. PETROV	14:18:46.860	V. PETROV	1:06.060	1:49.460	
3	15:33:31.139	G. MENEZES	15:34:37.395	G. MENEZES	1:06.256	3:37.559	3	15:15:23.569	V. PETROV	15:16:32.227	V. PETROV	1:08.658	2:58.118	
4	16:12:10.900	G. MENEZES	16:13:18.047	M. BECHE	1:07.147	4:44.706	4	15:36:52.295	V. PETROV	15:38:52.963	M. ALESHIN	2:00.668	4:58.786	
5	16:48:07.509	M. BECHE	16:49:13.763	M. BECHE	1:06.254	5:50.960	5	16:16:56.101	M. ALESHIN	16:18:03.121	M. ALESHIN	1:07.020	6:05.806	
6	17:24:28.130	M. BECHE	17:25:33.429	M. BECHE	1:05.299	6:56.259	6	16:53:29.652	M. ALESHIN	16:55:06.640	M. ALESHIN	1:36.988	7:42.794	
7	17:54:41.109	M. BECHE	17:55:51.020	T. LAURENT	1:09.911	8:06.170	7	17:28:31.400	M. ALESHIN	17:29:43.476	V. PETROV	1:12.076	8:54.870	
8	18:42:06.042	T. LAURENT	18:43:12.163	T. LAURENT	1:06.121	9:12.291	8	18:04:49.322	V. PETROV	18:06:13.047	V. PETROV	1:23.725	10:18.595	
9	19:17:54.261	T. LAURENT	19:18:41.922	T. LAURENT	47.661	9:59.952	9	18:54:33.669	V. PETROV	18:55:46.462	M. ALESHIN	1:12.793	11:31.388	
							10	19:29:05.074	M. ALESHIN	19:29:40.525	M. ALESHIN	35.451	12:06.839	
4	Bykolles Racing Team ENSO CLM P1/01 - Nismo LMP1							17	SMP Racing BR Engineering BR1 - AER LMP1					
1	14:10:29.075	T. DILLMANN	14:11:55.258	T. DILLMANN	1:26.183	1:26.183	1	14:12:33.052	S. SARRAZIN	14:13:42.173	S. SARRAZIN	1:09.121	1:09.121	
2	14:50:30.284	T. DILLMANN	14:51:26.959	T. DILLMANN	56.675	2:22.858	2	14:50:57.604	S. SARRAZIN	14:52:02.460	S. SARRAZIN	1:04.856	2:13.977	
3	15:34:24.099	T. DILLMANN	15:35:51.731	D. KRAIHAMER	1:27.632	3:50.490	3	14:57:33.997	S. SARRAZIN	14:58:32.255	S. SARRAZIN	58.258	3:12.235	
4	15:56:44.610	D. KRAIHAMER	15:57:19.779	D. KRAIHAMER	35.169	4:25.659	4	15:34:18.354	S. SARRAZIN	15:35:26.287	E. ORUDZHEV	1:07.933	4:20.168	
5	16:16:02.090	D. KRAIHAMER	16:17:09.363	D. KRAIHAMER	1:07.273	5:32.932	5	16:02:21.529	E. ORUDZHEV	16:02:44.964	E. ORUDZHEV	23.435	4:43.603	
6	16:50:22.538	D. KRAIHAMER	16:51:28.695	O. WEBB	1:06.157	6:39.089	6	16:18:59.390	E. ORUDZHEV	16:20:11.096	E. ORUDZHEV	1:11.706	5:55.309	
7	17:26:55.719	O. WEBB	17:28:01.631	O. WEBB	1:05.912	7:45.001	7	16:54:57.205	E. ORUDZHEV	16:56:02.504	E. ORUDZHEV	1:05.299	7:00.608	
8	18:03:30.921	O. WEBB	18:04:40.473	T. DILLMANN	1:09.552	8:54.553	8	17:31:10.979	E. ORUDZHEV	17:32:16.259	M. ISAAKYAN	1:05.280	8:05.888	
9	18:50:27.734	T. DILLMANN	18:51:34.287	T. DILLMANN	1:06.553	10:01.106	9	18:06:58.697	M. ISAAKYAN	18:08:07.167	M. ISAAKYAN	1:08.470	9:14.358	
10	19:26:58.745	T. DILLMANN	19:27:42.047	T. DILLMANN	43.302	10:44.408	10	18:22:31.292	M. ISAAKYAN	18:23:15.882	M. ISAAKYAN	44.590	9:58.948	
7	Toyota Gazoo Racing Toyota TS050 - Hybrid LMP1 H							26	G-Drive Racing Oreca 07 - Gibson LMP2					
1	13:30:56.034	M. CONWAY	13:34:13.435	M. CONWAY	3:17.401	3:17.401	1	14:11:32.476	R. RUSINOV	14:12:33.599	R. RUSINOV	1:01.123	1:01.123	
2	14:15:44.433	M. CONWAY	14:16:40.490	M. CONWAY	56.057	4:13.458	2	14:50:56.483	R. RUSINOV	14:51:55.440	J. VERGNE	58.957	2:00.080	
3	14:50:29.199	M. CONWAY	14:51:24.785	K. KOBAYASHI	55.586	5:09.044	3	15:35:50.683	J. VERGNE	15:36:45.698	J. VERGNE	55.015	2:55.095	
4	15:36:00.619	K. KOBAYASHI	15:37:01.753	K. KOBAYASHI	1:01.134	6:10.178	4	16:18:55.044	J. VERGNE	16:19:58.422	A. PIZZITOLA	1:03.378	3:58.473	
5	16:16:38.675	K. KOBAYASHI	16:17:37.963	K. KOBAYASHI	59.288	7:09.466	5	16:58:15.184	A. PIZZITOLA	16:59:16.285	A. PIZZITOLA	1:01.101	4:59.574	
6	16:55:49.955	K. KOBAYASHI	16:56:48.502	J. LOPEZ	58.547	8:08.013	6	17:37:51.681	A. PIZZITOLA	17:39:06.402	J. VERGNE	1:14.721	6:14.295	
7	17:34:53.874	J. LOPEZ	17:35:49.725	J. LOPEZ	55.851	9:03.864	7	18:19:32.789	J. VERGNE	18:20:35.641	J. VERGNE	1:02.852	7:17.147	
8	18:14:16.022	J. LOPEZ	18:15:14.480	M. CONWAY	58.458	10:02.322	8	19:09:49.171	J. VERGNE	19:10:36.703	J. VERGNE	47.532	8:04.679	
9	19:04:04.985	M. CONWAY	19:04:53.730	M. CONWAY	48.745	10:51.067								
8	Toyota Gazoo Racing Toyota TS050 - Hybrid LMP1 H							28	TDS Racing Oreca 07 - Gibson LMP2					
1	14:09:21.619	S. BUEMI	14:10:16.111	S. BUEMI	54.492	54.492	1	14:11:38.083	M. VAXIVIERI	14:12:39.284	M. VAXIVIERI	1:01.201	1:01.201	
2	14:50:58.733	M. VAXIVIERI	14:52:05.260	F. PERRODC	1:06.527	2:07.728	2	14:50:58.733	M. VAXIVIERI	14:52:05.260	F. PERRODC	1:06.527	2:07.728	
3	15:33:49.997	F. PERRODC	15:34:50.505	F. PERRODC	1:00.508	3:08.236	3	15:33:49.997	F. PERRODC	15:34:50.505	F. PERRODC	1:00.508	3:08.236	
4	16:12:57.457	F. PERRODC	16:13:56.101	M. VAXIVIERI	58.644	4:06.880	4	16:12:57.457	F. PERRODC	16:13:56.101	M. VAXIVIERI	58.644	4:06.880	
5	16:52:12.242	M. VAXIVIERI	16:53:12.569	M. VAXIVIERI	1:00.327	5:07.207	5	16:52:12.242	M. VAXIVIERI	16:53:12.569	M. VAXIVIERI	1:00.327	5:07.207	



FIA WEC
Total 6 Hours of Spa-Francorchamps
Race

Pit Stop Analysis


Nr.	In Time	In Driver	Out Time	Out Driver	Pit Time	T. Pit Time	Nr.	In Time	In Driver	Out Time	Out Driver	Pit Time	T. Pit Time
6	17:34:07.378	M. VAXIVIERI	17:35:15.947	M. VAXIVIERI	1:08.569	6:15.776	2	14:50:54.629	H. TUNG	14:51:53.442	S. RICHELMI	58.813	1:57.272
7	18:13:54.993	M. VAXIVIERI	18:14:54.236	L. DUVAL	59.243	7:15.019	3	15:33:08.395	S. RICHELMI	15:34:10.651	S. RICHELMI	1:02.256	2:59.528
8	19:01:20.191	L. DUVAL	19:02:18.213	L. DUVAL	58.022	8:13.041	4	16:20:16.642	S. RICHELMI	16:21:19.716	G. AUBRY	1:03.074	4:02.602
29 Racing Team Nederland Dallara P217 Gibson LMP2							50 Larbre Competition Ligier JSP217 - Gibson LMP2						
1	14:11:10.924	G. VAN DER GARDE	14:12:14.146	G. VAN DER GARDE	1:03.222	1:03.222	1	13:37:00.186	J. CANAL	13:38:26.069	R. RICCI	1:25.883	1:25.883
2	14:47:42.123	G. VAN DER GARDE	15:11:55.755	J. LAMMERS	24:13.632	25:16.854	2	14:11:37.488	R. RICCI	14:12:01.032	R. RICCI	23.544	1:49.427
3	15:22:52.186	J. LAMMERS	15:37:50.384	J. LAMMERS	14:58.198	40:15.052	3	14:20:55.249	R. RICCI	14:22:03.737	J. CANAL	1:08.488	2:57.915
4	16:20:12.542	J. LAMMERS	16:21:15.480	J. LAMMERS	1:02.938	41:17.990	4	15:18:03.474	J. CANAL	15:19:00.323	J. CANAL	56.849	3:54.764
5	16:54:14.618	J. LAMMERS	16:55:28.340	F. VAN EERD	1:13.722	42:31.712	5	15:38:53.249	J. CANAL	15:39:40.869	J. CANAL	47.620	4:42.384
6	17:37:13.288	F. VAN EERD	17:39:13.148	F. VAN EERD	1:59.860	44:31.572	6	15:56:53.829	J. CANAL	15:57:25.204	J. CANAL	31.375	5:13.759
7	18:21:23.940	F. VAN EERD	18:22:44.189	G. VAN DER GARDE	1:20.249	45:51.821	7	16:21:13.757	J. CANAL	16:22:24.140	E. CREED	1:10.383	6:24.142
8	19:09:33.126	G. VAN DER GARDE	19:10:24.804	G. VAN DER GARDE	51.678	46:43.499	8	17:04:36.252	E. CREED	17:05:40.200	E. CREED	1:03.948	7:28.090
31 DragonSpeed Oreca 07 - Gibson LMP2							51 AF Corse Ferrari 488 GTE EVO LMGTE Pro						
1	14:11:20.965	P. MALDONADO	14:12:29.288	P. MALDONADO	1:08.323	1:08.323	1	14:32:31.040	A. PIER GUIDI	14:33:34.642	A. PIER GUIDI	1:03.602	1:03.602
2	14:50:53.606	P. MALDONADO	14:52:33.359	R. GONZALEZ	1:39.753	2:48.076	2	15:36:09.399	A. PIER GUIDI	15:37:08.442	J. CALADO	59.043	2:02.645
3	15:31:20.514	R. GONZALEZ	15:31:43.818	R. GONZALEZ	23.304	3:11.380	3	16:36:03.083	J. CALADO	16:37:04.341	J. CALADO	1:01.258	3:03.903
4	15:38:28.975	R. GONZALEZ	15:39:36.913	R. GONZALEZ	1:07.938	4:19.318	4	17:32:30.932	J. CALADO	17:50:59.192	A. PIER GUIDI	18:28.260	21:32.163
5	16:18:27.848	R. GONZALEZ	16:19:41.841	N. BERTHON	1:13.993	5:33.311	5	18:58:37.428	A. PIER GUIDI	18:59:26.347	A. PIER GUIDI	48.919	22:21.082
6	16:58:30.483	N. BERTHON	16:59:37.000	N. BERTHON	1:06.517	6:39.828	54 Spirit of Race Ferrari F488 GTE LMGTE Am						
7	17:38:03.751	N. BERTHON	17:39:15.490	P. MALDONADO	1:11.739	7:51.567	1	14:29:13.994	F. CASTELLACCI	14:30:54.046	T. FLOHR	1:40.052	1:40.052
8	18:18:49.107	P. MALDONADO	18:20:02.425	P. MALDONADO	1:13.318	9:04.885	2	15:54:47.579	T. FLOHR	15:55:39.274	T. FLOHR	51.695	2:31.747
9	18:59:28.093	P. MALDONADO	19:00:27.673	P. MALDONADO	59.580	10:04.465	3	16:15:19.709	T. FLOHR	16:26:20.610	G. FISICHELLA	11:00.901	13:32.648
36 Signatech Alpine Matmut Alpine A470 - Gibson LMP2							56 Team Project 1 Porsche 911 RSR LMGTE Am						
1	14:09:28.009	N. LAPIERRE	14:09:51.490	N. LAPIERRE	23.481	23.481	1	14:24:22.955	E. PERFETTI	14:25:38.022	P. LINDSEY	1:15.067	1:15.067
2	14:14:03.074	N. LAPIERRE	14:15:09.371	P. THIRIET	1:06.297	1:29.778	2	15:39:51.561	P. LINDSEY	15:41:09.181	J. BERGMEISTER	1:17.620	2:32.687
3	14:51:04.973	P. THIRIET	14:51:57.957	P. THIRIET	52.984	2:22.762	3	16:39:29.902	J. BERGMEISTER	16:40:49.045	E. PERFETTI	1:19.143	3:51.830
4	15:37:20.060	P. THIRIET	15:38:44.828	A. NEGRÃO	1:24.768	3:47.530	4	17:33:08.355	E. PERFETTI	17:56:07.430	P. LINDSEY	22:59.075	26:50.905
5	16:19:40.969	A. NEGRÃO	16:20:47.687	A. NEGRÃO	1:06.718	4:54.248	5	19:00:54.748	P. LINDSEY	19:02:11.434	E. PERFETTI	1:16.686	28:07.591
6	17:01:24.150	A. NEGRÃO	17:02:31.527	N. LAPIERRE	1:07.377	6:01.625	61 Clearwater Racing Ferrari F488 GTE LMGTE Am						
7	17:41:15.948	N. LAPIERRE	17:42:20.698	N. LAPIERRE	1:04.750	7:06.375	1	14:34:00.990	K. SAWA	14:37:07.438	W. MOK	3:06.448	3:06.448
8	18:20:46.265	N. LAPIERRE	18:21:51.368	A. NEGRÃO	1:05.103	8:11.478							
9	19:03:54.922	A. NEGRÃO	19:04:47.283	A. NEGRÃO	52.361	9:03.839							
37 Jackie Chan DC Racing Oreca 07 - Gibson LMP2													
1	14:13:43.123	J. JAAFAR	14:14:43.356	J. JAAFAR	1:00.233	1:00.233							
2	14:47:51.382	J. JAAFAR	14:48:47.174	W. TAN	55.792	1:56.025							
3	15:37:14.008	W. TAN	15:38:12.188	W. TAN	58.180	2:54.205							
4	16:22:36.940	W. TAN	16:23:39.087	N. JEFFRI	1:02.147	3:56.352							
5	17:04:40.716	N. JEFFRI	17:05:43.114	J. JAAFAR	1:02.398	4:58.750							
6	17:46:02.316	J. JAAFAR	17:47:04.838	N. JEFFRI	1:02.522	6:01.272							
7	18:25:48.621	N. JEFFRI	18:29:22.788	J. JAAFAR	3:34.167	9:35.439							
8	19:16:27.378	J. JAAFAR	19:17:12.667	J. JAAFAR	45.289	10:20.728							
38 Jackie Chan DC Racing Oreca 07 - Gibson LMP2													



FIA WEC
Total 6 Hours of Spa-Francorchamps
Race

Pit Stop Analysis

Nr.	In Time	In Driver	Out Time	Out Driver	Pit Time	T. Pit Time	Nr.	In Time	In Driver	Out Time	Out Driver	Pit Time	T. Pit Time
2	15:35:32.953	W. MOK	15:36:29.308	W. MOK	56.355	4:02.803	2	15:36:11.226	A. DA COSTA	15:37:13.738	T. BLOMQUIST	1:02.512	2:10.109
3	16:32:37.333	W. MOK	16:33:44.318	K. SAWA	1:06.985	5:09.788	3	16:41:26.744	T. BLOMQUIST	16:42:33.341	T. BLOMQUIST	1:06.597	3:16.706
4	17:34:42.163	K. SAWA	17:35:55.278	M. GRIFFIN	1:13.115	6:22.903	4	17:45:13.685	T. BLOMQUIST	17:46:20.916	A. DA COSTA	1:07.231	4:23.937
5	18:42:25.377	M. GRIFFIN	18:43:39.097	M. GRIFFIN	1:13.720	7:36.623	5	18:58:29.635	A. DA COSTA	18:59:22.749	A. DA COSTA	53.114	5:17.051
66	Ford Chip Ganassi Team UK Ford GT LMGTE Pro						86	Gulf Racing UK Porsche 911 RSR LMGTE Am					
1	14:27:28.776	S. MÜCKE	14:28:31.907	S. MÜCKE	1:03.131	1:03.131	1	13:41:26.040	M. WAINWRIGHT	13:50:23.779	M. WAINWRIGHT	8:57.739	8:57.739
2	15:35:46.937	S. MÜCKE	15:36:52.046	B. JOHNSON	1:05.109	2:08.240	2	14:50:49.522	M. WAINWRIGHT	14:51:58.769	B. BARKER	1:09.247	10:06.986
3	16:35:42.537	B. JOHNSON	16:36:46.726	B. JOHNSON	1:04.189	3:12.429	3	15:37:21.952	B. BARKER	15:38:25.141	A. DAVISON	1:03.189	11:10.175
4	17:36:38.618	B. JOHNSON	17:37:42.863	O. PLA	1:04.245	4:16.674	4	16:35:17.472	A. DAVISON	16:36:31.277	B. BARKER	1:13.805	12:23.980
5	18:42:17.846	O. PLA	18:43:14.672	O. PLA	56.826	5:13.500	5	17:34:55.926	B. BARKER	17:36:08.852	A. DAVISON	1:12.926	13:36.906
67	Ford Chip Ganassi Team UK Ford GT LMGTE Pro						88	Dempsey - Proton Racing Porsche 911 RSR LMGTE Am					
1	14:27:32.886	H. TINCKNELL	14:28:34.565	H. TINCKNELL	1:01.679	1:01.679	1	14:31:59.009	K. AL QUBAISI	14:33:12.090	G. RODA	1:13.081	1:13.081
70	MR Racing Ferrari F488 GTE LMGTE Am						2	15:41:55.645	G. RODA	15:45:12.859	M. CAIROLI	3:17.214	4:30.295
1	14:31:26.190	M. ISHIKAWA	14:32:48.104	O. BERETTA	1:21.914	1:21.914	3	16:43:09.059	M. CAIROLI	16:44:24.554	K. AL QUBAISI	1:15.495	5:45.790
2	15:36:58.717	O. BERETTA	15:38:07.198	E. CHEEVER	1:08.481	2:30.395	4	17:31:43.428	K. AL QUBAISI	17:32:50.686	G. RODA	1:07.258	6:53.048
3	16:39:53.795	E. CHEEVER	16:41:23.517	M. ISHIKAWA	1:29.722	4:00.117	5	18:37:42.353	G. RODA	18:38:16.010	G. RODA	33.657	7:26.705
4	17:35:18.843	M. ISHIKAWA	17:36:39.270	O. BERETTA	1:20.427	5:20.544	6	18:42:59.714	G. RODA	18:44:13.463	M. CAIROLI	1:13.749	8:40.454
5	18:42:17.174	O. BERETTA	18:43:36.685	E. CHEEVER	1:19.511	6:40.055	90	TF Sport Aston Martin Vantage LMGTE Am					
71	AF Corse Ferrari 488 GTE EVO LMGTE Pro						1	14:29:17.510	S. YOLUC	14:30:35.603	C. EASTWOOD	1:18.093	1:18.093
1	14:32:37.892	D. RIGON	14:33:41.956	D. RIGON	1:04.064	1:04.064	2	15:37:09.232	C. EASTWOOD	15:38:50.302	S. YOLUC	1:41.070	2:59.163
2	15:36:20.833	D. RIGON	15:37:18.347	S. BIRD	57.514	2:01.578	3	16:38:27.198	S. YOLUC	16:39:48.699	E. ALERS-HANKEY	1:21.501	4:20.664
3	16:38:20.728	S. BIRD	16:39:24.843	S. BIRD	1:04.115	3:05.693	4	17:37:54.069	E. ALERS-HANKEY	17:39:14.534	C. EASTWOOD	1:20.465	5:41.129
4	17:32:32.149	S. BIRD	17:33:35.149	D. RIGON	1:03.000	4:08.693	5	18:42:19.282	C. EASTWOOD	18:43:34.951	E. ALERS-HANKEY	1:15.669	6:56.798
5	18:39:44.204	D. RIGON	18:40:20.581	D. RIGON	36.377	4:45.070	91	Porsche GT Team Porsche 911 RSR LMGTE Pro					
6	18:42:34.208	D. RIGON	18:43:31.138	D. RIGON	56.930	5:42.000	1	14:29:50.721	G. BRUNI	14:30:55.506	R. LIETZ	1:04.785	1:04.785
77	Dempsey - Proton Racing Porsche 911 RSR LMGTE Am						2	15:35:41.406	R. LIETZ	15:36:40.944	G. BRUNI	59.538	2:04.323
1	14:33:59.051	C. RIED	14:37:02.975	J. ANDLAUER	3:03.924	3:03.924	3	16:37:46.677	G. BRUNI	16:38:50.431	R. LIETZ	1:03.754	3:08.077
2	15:31:07.724	J. ANDLAUER	15:37:03.049	M. CAMPBELL	5:55.325	8:59.249	4	17:38:32.363	R. LIETZ	17:39:37.098	G. BRUNI	1:04.735	4:12.812
3	16:37:27.944	M. CAMPBELL	16:38:42.177	C. RIED	1:14.233	10:13.482	5	18:42:14.700	G. BRUNI	18:43:13.087	R. LIETZ	58.387	5:11.199
4	17:40:06.359	C. RIED	17:41:31.329	J. ANDLAUER	1:24.970	11:38.452	92	Porsche GT Team Porsche 911 RSR LMGTE Pro					
5	18:42:13.969	J. ANDLAUER	18:43:25.699	M. CAMPBELL	1:11.730	12:50.182	1	14:30:03.133	K. ESTRE	14:31:07.709	M. CHRISTENSEN	1:04.576	1:04.576
81	BMW Team MTEK BMW M8 GTE LMGTE Pro						2	15:35:48.012	M. CHRISTENSEN	15:36:43.634	M. CHRISTENSEN	55.622	2:00.198
1	14:33:03.252	M. TOMCZYK	14:37:00.975	N. CATSBURG	3:57.723	3:57.723	3	16:36:02.430	M. CHRISTENSEN	16:37:06.462	K. ESTRE	1:04.032	3:04.230
2	15:36:57.661	N. CATSBURG	15:37:55.631	M. TOMCZYK	57.970	4:55.693	4	17:08:59.097	K. ESTRE	17:09:25.284	K. ESTRE	26.187	3:30.417
3	16:39:22.823	M. TOMCZYK	16:40:28.751	M. TOMCZYK	1:05.928	6:01.621	5	17:34:42.775	K. ESTRE	17:35:47.774	M. CHRISTENSEN	1:04.999	4:35.416
4	17:29:42.840	M. TOMCZYK	17:30:43.567	N. CATSBURG	1:00.727	7:02.348	6	18:42:19.744	M. CHRISTENSEN	18:43:21.578	M. CHRISTENSEN	1:01.834	5:37.250
5	18:39:46.637	N. CATSBURG	18:41:06.496	N. CATSBURG	1:19.859	8:22.207	95	Aston Martin Racing Aston Martin Vantage AMR LMGTE Pro					
6	19:18:21.674	N. CATSBURG	19:19:02.557	N. CATSBURG	40.883	9:03.090	1	14:33:04.657	N. THIIM	14:34:12.441	M. SØRENSEN	1:07.784	1:07.784
82	BMW Team MTEK BMW M8 GTE LMGTE Pro						2	15:37:11.317	M. SØRENSEN	15:38:09.034	M. SØRENSEN	57.717	2:05.501
1	14:32:36.960	A. DA COSTA	14:33:44.557	A. DA COSTA	1:07.597	1:07.597	3	16:23:33.806	M. SØRENSEN	16:24:33.061	D. TURNER	59.255	3:04.756



FIA WEC
Total 6 Hours of Spa-Francorchamps
Race

Pit Stop Analysis

Nr.	In Time	In Driver	Out Time	Out Driver	Pit Time	T. Pit Time	Nr.	In Time	In Driver	Out Time	Out Driver	Pit Time	T. Pit Time
4	17:22:48.131	D. TURNER	17:23:33.489	D. TURNER	45.358	3:50.114							
5	17:51:32.188	D. TURNER	17:52:35.859	N. THIIIM	1:03.671	4:53.785							
6	18:44:44.864	N. THIIIM	18:45:37.376	N. THIIIM	52.512	5:46.297							

97		Aston Martin Racing				
		Aston Martin Vantage AMR		LMGTE Pro		
1	14:30:43.534	A. LYNN	14:31:46.893	A. LYNN	1:03.359	1:03.359
2	15:47:51.000	A. LYNN	15:48:55.945	J. ADAM	1:04.945	2:08.304
3	16:49:26.922	J. ADAM	16:50:31.940	J. ADAM	1:05.018	3:13.322
4	17:51:25.403	J. ADAM	17:52:31.152	M. MARTIN	1:05.749	4:19.071
5	18:56:20.281	M. MARTIN	18:57:11.769	M. MARTIN	51.488	5:10.559

98		Aston Martin Racing				
		Aston Martin Vantage		LMGTE Am		
1	14:26:32.524	M. LAUDA	14:27:45.159	P. DALLA LANA	1:12.635	1:12.635
2	15:37:21.152	P. DALLA LANA	15:38:30.978	P. LAMY	1:09.826	2:22.461
3	16:39:30.796	P. LAMY	16:40:46.239	P. DALLA LANA	1:15.443	3:37.904
4	17:34:55.541	P. DALLA LANA	17:36:05.532	M. LAUDA	1:09.991	4:47.895
5	18:42:12.770	M. LAUDA	18:43:27.414	P. LAMY	1:14.644	6:02.539