


Porsche Carrera Cup France & Benelux
Total 6 Hours of Spa-Francorchamps
Free Practice 1

Analysis

■ Personal Best ■ Session Best B Crossing the finish line in pit lane

Lap	Time	Sector 1	Sector 2	Sector 3	Kph	Elapsed	Lap	Time	Sector 1	Sector 2	Sector 3	Kph	Elapsed		
1	Xavier MAASSEN	NLD						5	Jesse VAN KUIJK	NLD					
DVB Racing Porsche GT3 Cup 991							GP Elite Porsche GT3 Cup 991								
1	2:55.858	49.751	1:22.280	43.827	140.9	2:55.858	1	2:52.942	46.945	1:23.512	42.485	143.3	2:52.942		
2	2:34.991	43.010	1:13.518	38.463	162.7	5:30.849	2	2:31.885	42.518	1:10.782	38.585	166.0	5:24.827		
3	2:27.222	41.215	1:08.817	37.190	171.3	7:58.071	3	2:27.500	41.663	1:07.847	37.990	170.9	7:52.327		
4	2:29.561	40.629	1:08.009	40.923	168.6	10:27.632	4	2:28.139	41.943	1:08.430	37.766	170.2	10:20.466		
5	2:28.081	40.495	1:09.352	38.234	170.3	12:55.713	5	5:00.300	3:14.248	1:08.467	37.585	84.0	15:20.766		
6	4:27.834	2:36.892	1:12.109	38.833	94.1	17:23.547	6	2:26.220	41.164	1:07.676	37.380	172.4	17:46.986		
7	2:25.151	40.707	1:07.225	37.219	173.7	19:48.698	7	2:28.733	41.166	1:08.293	39.274	169.5	20:15.719		
8	2:24.812	40.548	1:07.195	37.069	174.1	22:13.510	8	2:27.788	41.023	1:08.251	38.514	170.6	22:43.507		
9	2:26.713	40.605	1:08.700	37.408	171.9	24:40.223	9	2:28.031	41.253	1:08.606	38.172	170.3	25:11.538		
10	5:18.220	3:28.434	1:09.051	40.735	79.2	29:58.443	10	2:31.118	41.337	1:10.517	39.264	166.9	27:42.656		
11	2:25.753	40.858	1:07.631	37.264	173.0	32:24.196	11	2:30.895	41.558	1:11.541	37.796	167.1	30:13.551		
12	2:26.109	40.717	1:07.714	37.678	172.6	34:50.305	12	6:06.035	4:10.689	1:15.790	39.556	68.9	36:19.586		
13	4:42.597	2:55.695	1:09.297	37.605	89.2	39:32.902	13	2:30.846	42.100	1:09.905	38.841	167.2	38:50.432		
14	2:26.714	40.723	1:08.325	37.666	171.9	41:59.616									
2	Hugo CHEVALIER	FRA						6	Yves NOEL	BEL					
Team Martinet by Almérás Porsche GT3 Cup 991							Car Tuning Lease Motorsport Porsche GT3 Cup 991								
1	4:08.686	1:50.195	1:32.168	46.323	99.6	4:08.686	1	4:45.861	2:31.116	1:29.253	45.492	86.7	4:45.861		
2	2:45.521	47.238	1:15.976	42.307	152.3	7:31.382	2	2:45.521	47.238	1:15.976	42.307	152.3	7:31.382		
3	2:39.111	45.431	1:12.729	40.951	158.5	10:10.493	3	2:39.111	45.431	1:12.729	40.951	158.5	10:10.493		
4	2:39.734	45.612	1:12.913	41.209	157.9	12:50.227	4	2:39.734	45.612	1:12.913	41.209	157.9	12:50.227		
5	7:10.698	5:17.795	1:13.207	39.696	58.5	20:00.925	5	7:10.698	5:17.795	1:13.207	39.696	58.5	20:00.925		
6	2:33.558	43.626	1:10.593	39.339	164.2	22:34.483	6	2:33.558	43.626	1:10.593	39.339	164.2	22:34.483		
7	2:32.124	42.758	1:10.223	39.143	165.7	25:06.607	7	2:32.124	42.758	1:10.223	39.143	165.7	25:06.607		
8	2:32.583	42.428	1:10.862	39.293	165.2	27:39.190	8	2:32.583	42.428	1:10.862	39.293	165.2	27:39.190		
9	6:44.330	4:49.810	1:14.385	40.135	62.4	34:23.520	9	6:44.330	4:49.810	1:14.385	40.135	62.4	34:23.520		
10	2:42.541	43.245	1:16.560	42.736	155.1	37:06.061	10	2:42.541	43.245	1:16.560	42.736	155.1	37:06.061		
3	Ziad GERIS	NLD						7	Sébastien DUMEZ	FRA					
GP Elite Porsche GT3 Cup 991							Team 85 Bourgoin Racing Porsche GT3 Cup 991								
1	2:56.472	50.061	1:22.898	43.513	140.4	2:56.472	1	4:01.649	1:54.315	1:24.617	42.717	102.5	4:01.649		
2	2:35.243	43.121	1:13.381	38.741	162.4	5:31.715	2	2:36.414	44.741	1:12.146	39.527	161.2	6:38.063		
3	2:28.705	41.510	1:09.526	37.669	169.6	8:00.420	3	2:29.823	42.048	1:09.656	38.119	168.3	9:07.886		
4	2:28.509	41.188	1:09.170	38.151	169.8	10:28.929	4	2:28.496	41.556	1:08.997	37.943	169.8	11:36.382		
5	4:57.281	3:10.257	1:09.109	37.915	84.8	15:26.210	5	2:28.598	41.403	1:09.005	38.190	169.7	14:04.980		
6	2:27.276	40.958	1:08.575	37.743	171.2	17:53.486	6	2:33.425	43.992	1:08.925	40.508	164.3	16:38.405		
7	2:33.041	41.162	1:08.298	43.581	164.8	20:26.527	7	8:29.611	6:35.630	1:14.219	39.762	49.5	25:08.016		
8	5:13.692	3:25.904	1:09.837	37.951	80.4	25:40.219	8	2:32.966	41.615	1:13.223	38.128	164.8	27:40.982		
9	2:27.457	41.405	1:08.237	37.815	171.0	28:07.676	9	2:28.006	41.157	1:08.881	37.968	170.4	30:08.988		
10	2:30.009	42.242	1:09.488	38.279	168.1	30:37.685	10	2:28.073	41.337	1:08.751	37.985	170.3	32:37.061		
11	2:28.381	41.215	1:09.157	38.009	169.9	33:06.066	11	6:27.872	4:39.257	1:10.117	38.498	65.0	39:04.933		
12	2:29.513	41.560	1:09.252	38.701	168.6	35:35.579	12	2:27.970	41.287	1:08.912	37.771	170.4	41:32.903		
13	2:38.706	41.349	1:14.461	42.896	158.9	38:14.285									
14	2:29.549	41.689	1:09.826	38.034	168.6	40:43.834									
4	Menno VAN DE GRIJSPAARDE	NLD						8	Christian JAQUILLARD	CHE					
GP Elite Porsche GT3 Cup 991							Jonquille Racing Team Porsche GT3 Cup 991								
1	2:56.985	55.005	1:21.303	40.677	140.0	2:56.985	1	3:57.493				104.3	3:57.493		
2	2:37.335	43.151	1:13.300	40.884	160.3	5:34.320	2	2:52.138				146.5	6:49.631		
3	2:30.857	43.334	1:09.573	37.950	167.1	8:05.177	3	2:37.295				160.3	9:26.926		
4	2:28.792	41.121	1:09.297	38.374	169.5	10:33.969	4	2:33.011				164.8	11:59.937		
5	2:27.602	41.197	1:08.785	37.620	170.8	13:01.571	5	2:30.870				167.1	14:30.807		
6	4:56.730	3:10.380	1:08.567	37.783	85.0	17:58.301	6	3:07.531				134.5	17:38.338		
7	2:26.972	41.210	1:08.001	37.761	171.6	20:25.273	7	6:21.919				66.0	24:00.257		
8	2:27.332	41.004	1:08.529	37.799	171.1	22:52.605	8	2:32.308				165.5	26:32.565		
9	2:27.652	41.038	1:08.631	37.983	170.8	25:20.257	9	2:34.035				163.7	29:06.600		
10	2:29.290	41.068	1:10.140	38.082	168.9	27:49.547	10	2:33.270				164.5	31:39.870		
11	2:29.376	42.691	1:09.072	37.613	168.8	30:18.923									
12	2:28.021	40.911	1:08.797	38.313	170.3	32:46.944									
13	5:45.428	3:57.928	1:09.482	38.018	73.0	38:32.372									
14	2:29.182	41.376	1:09.572	38.234	169.0	41:01.554									





Porsche Carrera Cup France & Benelux
Total 6 Hours of Spa-Francorchamps
Free Practice 1

Analysis

■ Personal Best ■ Session Best B Crossing the finish line in pit lane

Lap	Time	Sector 1	Sector 2	Sector 3	Kph	Elapsed	Lap	Time	Sector 1	Sector 2	Sector 3	Kph	Elapsed
11	2:31.912				166.0	34:11.782	8	2:28.095	41.865	1:08.505	37.725	170.3	25:33.183
12	2:32.305				165.6	36:44.087	9	2:27.438	41.245	1:08.241	37.952	171.0	28:00.621
13	2:31.377				166.6	39:15.464	10	2:28.898	41.694	1:08.778	38.426	169.3	30:29.519
14	2:35.868				161.8	41:51.332	11	5:46.295	3:54.696	1:11.859	39.740	72.8	36:15.814

12 Joshua WEBSTER GBR
ALR Porsche GT3 Cup 991

1	6:05.541	3:13.594	1:51.728	1:00.219	67.8	6:05.541
2	6:15.356	4:23.343	1:12.722	39.291	67.2	12:20.897
3	2:26.698	41.467	1:07.900	37.331	171.9	14:47.595
4	2:33.855	42.320	1:11.636	39.899	163.9	17:21.450
5	2:25.894	41.086	1:07.546	37.262	172.8	19:47.344
6	2:25.481	40.529	1:07.422	37.530	173.3	22:12.825
7	2:25.791	40.719	1:07.661	37.411	172.9	24:38.616
8	5:24.895	3:38.437	1:08.803	37.655	77.6	30:03.511
9	2:26.346	40.588	1:08.374	37.384	172.3	32:29.857
10	2:26.707	40.654	1:08.275	37.778	171.9	34:56.564
11	2:30.704	40.584	1:12.297	37.823	167.3	37:27.268
12	2:27.831	41.075	1:08.313	38.443	170.6	39:55.099

13 Dylan PEREIRA LUX
ALR Porsche GT3 Cup 991

1	3:59.756	1:31.780	1:35.092	52.884	103.3	3:59.756
2	11:04.831	9:06.453	1:17.247	41.131	37.9	15:04.587
3	2:26.540	41.095	1:08.117	37.328	172.1	17:31.127
4	2:26.548	40.726	1:07.811	38.011	172.1	19:57.675
5	8:42.515	6:56.141	1:09.197	37.177	48.3	28:40.190
6	2:25.084	40.550	1:07.292	37.242	173.8	31:05.274
7	2:25.394	40.568	1:07.793	37.033	173.4	33:30.668
8	5:10.578	3:25.464	1:07.784	37.330	81.2	38:41.246
9	2:26.003	40.294	1:07.737	37.972	172.7	41:07.249

14 Alex MARCHOIS FRA
FAL Racing Porsche GT3 Cup 991

1	5:36.719	3:31.180	1:24.724	40.815	73.6	5:36.719
2	2:33.836	43.510	1:11.840	38.486	163.9	8:10.555
3	2:30.166	41.557	1:09.598	39.011	167.9	10:40.721
4	2:29.174	41.309	1:09.694	38.171	169.0	13:09.895
5	2:30.323	41.807	1:09.818	38.698	167.7	15:40.218
6	6:07.289	4:17.413	1:11.201	38.675	68.6	21:47.507
7	2:30.163	42.158	1:09.871	38.134	167.9	24:17.670
8	2:29.193	41.842	1:09.451	37.900	169.0	26:46.863
9	2:28.581	41.703	1:09.234	37.644	169.7	29:15.444
10	2:28.697	41.457	1:09.226	38.014	169.6	31:44.141
11	2:28.904	41.665	1:09.364	37.875	169.3	34:13.045
12	5:05.893	3:13.664	1:10.886	41.343	82.4	39:18.938
13	2:30.159	41.738	1:10.278	38.143	167.9	41:49.097

16 Berkay BESLER TUR
Toksport WRT Porsche GT3 Cup 991

1	4:15.099	1:41.518	1:47.085	46.496	97.1	4:15.099
2	2:38.223	44.996	1:13.744	39.483	159.4	6:53.322
3	2:30.862	42.339	1:10.306	38.217	167.1	9:24.184
4	2:27.747	41.570	1:08.243	37.934	170.7	11:51.931
5	2:27.692	41.401	1:07.914	38.377	170.7	14:19.623
6	2:28.037	41.305	1:08.231	38.501	170.3	16:47.660
7	6:17.428	4:28.567	1:10.641	38.220	66.8	23:05.088

17 Jurgen VAN HOVER BEL
Speedlover Porsche GT3 Cup 991

1	6:46.053	4:37.334	1:25.739	42.980	61.0	6:46.053
2	2:32.861	42.633	1:11.661	38.567	164.9	9:18.914
3	2:26.137	41.277	1:07.761	37.099	172.5	11:45.051
4	2:25.721	40.963	1:07.442	37.316	173.0	14:10.772
5	2:25.477	40.959	1:07.247	37.271	173.3	16:36.249
6	2:25.453	40.729	1:07.446	37.278	173.3	19:01.702
7	2:26.045	40.969	1:07.735	37.341	172.6	21:27.747
8	6:22.397	4:34.283	1:09.763	38.351	65.9	27:50.144
9	2:26.370	41.049	1:07.846	37.475	172.3	30:16.514
10	2:26.485	41.004	1:08.161	37.320	172.1	32:42.999
11	2:28.872	40.837	1:08.353	39.682	169.4	35:11.871
12	2:27.593	40.636	1:08.555	38.402	170.8	37:39.464
13	2:26.670	40.679	1:08.504	37.487	171.9	40:06.134

20 Pierre PIRON BEL
Kronos Porsche Centre Porsche GT3 Cup 991

1	5:02.593	2:51.002	1:28.114	43.477	81.9	5:02.593
2	2:41.681	44.542	1:16.544	40.595	155.9	7:44.274
3	2:32.488	43.216	1:10.325	38.947	165.4	10:16.762
4	3:40.262	1:49.865	1:11.595	38.802	114.5	13:57.024
5	2:29.691	42.134	1:08.931	38.626	168.4	16:26.715
6	2:28.425	41.672	1:08.701	38.052	169.9	18:55.140
7	2:28.575	41.499	1:08.921	38.155	169.7	21:23.715
8	2:29.136	41.659	1:09.283	38.194	169.1	23:52.851
9	2:28.181	41.510	1:08.729	37.942	170.2	26:21.032
10	2:28.183	41.313	1:08.704	38.166	170.2	28:49.215
11	2:28.774	41.864	1:08.937	37.973	169.5	31:17.989
12	5:08.167	3:18.979	1:10.204	38.984	81.8	36:26.156
13	2:32.353	42.957	1:09.288	40.108	165.5	38:58.509
14	2:29.455	41.685	1:09.019	38.751	168.7	41:27.964


23 Jean-Baptiste SIMMENAUER FRA
Team 85 Bourgoin Racing Porsche GT3 Cup 991

1	11:39.475	9:32.551	1:24.896	42.028	35.4	11:39.475
2	2:27.716	41.424	1:09.363	36.929	170.7	14:07.191
3	2:25.896	40.554	1:08.348	36.994	172.8	16:33.087
4	2:25.172	40.587	1:07.488	37.097	173.7	18:58.259
5	2:26.123	40.189	1:08.608	37.326	172.6	21:24.382
6	2:29.497	40.964	1:11.241	37.292	168.7	23:53.879
7	12:20.153	...	1:10.991	38.040	34.1	36:14.032
8	2:25.758	40.428	1:08.069	37.261	173.0	38:39.790
9	2:27.529	40.566	1:09.314	37.649	170.9	41:07.319

24 Max VAN SPLUNTEREN NLD
GP Elite Porsche GT3 Cup 991

1	2:50.094	45.602	1:23.363	41.129	145.7	2:50.094
2	2:29.293	42.430	1:09.314	37.549	168.9	5:19.387
3	2:25.795	40.661	1:07.168	37.966	172.9	7:45.182





Porsche Carrera Cup France & Benelux
Total 6 Hours of Spa-Francorchamps
Free Practice 1

Analysis

Personal Best Session Best B Crossing the finish line in pit lane

Lap	Time	Sector 1	Sector 2	Sector 3	Kph	Elapsed
4	2:25.872	40.661	1:08.212	36.999	172.9	10:11.054
5	2:25.446	40.621	1:07.162	37.663	173.4	12:36.500
6	5:38.342	3:53.186	1:07.849	37.307	74.5	18:14.842
7	2:25.774	40.284	1:08.213	37.277	173.0	20:40.616
8	2:25.831	40.534	1:08.344	36.953	172.9	23:06.447
9	6:13.783	4:27.991	1:08.369	37.423	67.5	29:20.230
10	2:28.851	40.405	1:11.256	37.190	169.4	31:49.081
11	2:26.310	40.490	1:08.832	36.988	172.3	34:15.391
12	2:26.339	40.493	1:08.463	37.383	172.3	36:41.730
13	2:25.949	40.780	1:07.780	37.389	172.8	39:07.679
14	2:25.830	40.371	1:07.974	37.485	172.9	41:33.509

27 **Valentin HASSE-CLOT** FRA
Sébastien Loeb Racing Porsche GT3 Cup 991

1	3:28.042	1:13.845	1:27.921	46.276	119.1	3:28.042
2	2:32.899	43.281	1:11.451	38.167	164.9	6:00.941
3	2:25.597	40.913	1:07.736	36.948	173.2	8:26.538
4	2:23.262	40.073	1:06.369	36.820	176.0	10:49.800
5	2:24.893	40.144	1:07.918	36.831	174.0	13:14.693
6	10:51.607	9:05.731	1:08.319	37.557	38.7	24:06.300
7	2:25.678	40.353	1:07.808	37.517	173.1	26:31.978
8	2:26.660	41.235	1:07.796	37.629	171.9	28:58.638
9	2:24.977	40.360	1:07.461	37.156	173.9	31:23.615
10	2:25.423	40.273	1:08.021	37.129	173.4	33:49.038
11	2:25.781	40.435	1:07.905	37.441	173.0	36:14.819
12	2:27.299	40.904	1:07.725	38.670	171.2	38:42.118
13	2:26.807	40.284	1:08.521	38.002	171.8	41:08.925

33 **Howard BLANK** USA/ITA
RMS Porsche GT3 Cup 991

1	6:17.880	4:06.901	1:26.806	44.173	65.6	6:17.880
2	2:46.011	46.069	1:15.931	44.011	151.9	9:03.891
3	2:39.707	43.247	1:14.574	41.886	157.9	11:43.598
4	2:37.320	43.046	1:13.510	40.764	160.3	14:20.918
5	2:36.491	42.343	1:14.220	39.928	161.1	16:57.409
6	2:34.971	42.830	1:12.330	39.811	162.7	19:32.380
7	2:36.492	42.388	1:14.416	39.688	161.1	22:08.872
8	2:35.125	42.238	1:13.340	39.547	162.5	24:43.997
9	2:38.343	42.641	1:14.694	41.008	159.2	27:22.340
10	7:51.417	5:52.992	1:16.266	42.159	53.5	35:13.757
11	2:38.361	43.268	1:14.468	40.625	159.2	37:52.118

53 **Ayhancan GUVEN** TUR
Attempto Racing Porsche GT3 Cup 991

1	8:23.760	6:24.056	1:19.245	40.459	49.2	8:23.760
2	2:31.009	43.390	1:09.993	37.626	167.0	10:54.769
3	2:27.285	41.073	1:07.736	38.476	171.2	13:22.054
4	2:25.597	41.185	1:07.224	37.188	173.2	15:47.651
5	2:25.178	40.904	1:07.289	36.985	173.7	18:12.829
6	2:28.616	40.782	1:10.211	37.623	169.7	20:41.445
7	7:15.571	5:29.339	1:08.819	37.413	57.9	27:57.016
8	2:24.968	40.478	1:07.653	36.837	173.9	30:21.984
9	2:25.622	40.285	1:07.894	37.443	173.1	32:47.606
10	2:27.486	40.498	1:09.790	37.198	171.0	35:15.092
11	2:27.020	41.080	1:08.396	37.544	171.5	37:42.112
12	2:26.432	40.342	1:08.743	37.347	172.2	40:08.544

55 **Nicolas MISSLIN** FRA
Team Martinet by Alméras Porsche GT3 Cup 991

1	7:19.782	5:05.724	1:29.524	44.534	56.3	7:19.782
2	2:40.280	49.206	1:11.280	39.794	157.3	10:00.062
3	2:25.428	41.173	1:07.191	37.064	173.4	12:25.490
4	2:24.564	40.690	1:06.731	37.143	174.4	14:50.054
5	2:29.443	41.587	1:08.642	39.214	168.7	17:19.497
6	13:25.002	...	1:15.532	38.376	31.3	30:44.499
7	2:27.635	40.880	1:08.316	38.439	170.8	33:12.134
8	2:28.880	40.773	1:09.256	38.851	169.4	35:41.014

56 **David HALLYDAY** FRA
RMS Porsche GT3 Cup 991

1	7:48.853	5:44.859	1:21.819	42.175	52.8	7:48.853
2	2:36.178	43.396	1:13.504	39.278	161.4	10:25.031
3	2:32.687	41.893	1:12.360	38.434	165.1	12:57.718
4	2:32.970	42.066	1:11.106	39.798	164.8	15:30.688
5	7:02.881	5:11.789	1:11.477	39.615	59.6	22:33.569
6	2:31.919	42.134	1:11.025	38.760	166.0	25:05.488
7	2:31.515	42.022	1:10.463	39.030	166.4	27:37.003
8	8:03.219	6:12.856	1:11.849	38.514	52.2	35:40.222
9	2:33.579	41.685	1:12.533	39.361	164.2	38:13.801

64 **Yannick MALLEGOL** FRA
RMS Porsche GT3 Cup 991

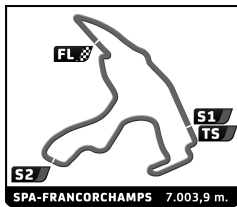
1	7:48.634	5:39.003	1:23.381	46.250	52.9	7:48.634
2	2:43.023	46.255	1:16.025	40.743	154.7	10:31.657
3	2:35.722	43.106	1:13.438	39.178	161.9	13:07.379
4	2:31.861	42.125	1:10.739	38.997	166.0	15:39.240
5	2:32.313	42.401	1:10.378	39.534	165.5	18:11.553
6	2:33.245	42.427	1:12.478	38.340	164.5	20:44.798
7	2:30.750	41.820	1:10.608	38.322	167.3	23:15.548
8	2:32.020	41.614	1:11.475	38.931	165.9	25:47.568
9	2:32.698	42.076	1:11.482	39.140	165.1	28:20.266
10	7:08.459	5:16.753	1:12.028	39.678	58.8	35:28.725
11	2:37.890	42.144	1:10.811	44.935	159.7	38:06.615

67 **Jeremie LESOUDIER** FRA
Team 85 Bourgoin Racing Porsche GT3 Cup 991

1	3:56.593	1:36.624	1:31.913	48.056	104.7	3:56.593
2	2:46.252	46.282	1:18.687	41.283	151.7	6:42.845
3	2:37.206	43.222	1:14.011	39.973	160.4	9:20.051
4	2:31.429	42.102	1:10.780	38.547	166.5	11:51.480
5	2:30.779	41.383	1:10.828	38.568	167.2	14:22.259
6	2:33.222	41.692	1:12.205	39.325	164.6	16:55.481
7	5:45.467	3:54.313	1:12.221	38.933	73.0	22:40.948
8	2:29.837	41.374	1:09.900	38.563	168.3	25:10.785
9	2:29.796	41.203	1:09.774	38.819	168.3	27:40.581
10	2:28.147	40.976	1:09.151	38.020	170.2	30:08.728
11	2:29.082	41.966	1:09.173	37.943	169.1	32:37.810
12	2:28.734	40.996	1:09.467	38.271	169.5	35:06.544
13	2:33.722	41.450	1:10.566	41.706	164.0	37:40.266
14	2:30.735	41.579	1:10.623	38.533	167.3	40:11.001

74 **Victor BLUGEON** FRA
Pierre Martinet by Alméras Porsche GT3 Cup 991





Porsche Carrera Cup France & Benelux
Total 6 Hours of Spa-Francorchamps
Free Practice 1

Analysis

■ Personal Best ■ Session Best ■ Crossing the finish line in pit lane

Lap	Time	Sector 1	Sector 2	Sector 3	Kph	Elapsed
1	4:09.973	1:55.412	1:28.393	46.168	99.1	4:09.973
2	2:45.648	45.339	1:17.937	42.372	152.2	6:55.621
3	2:31.830	42.405	1:10.273	39.152	166.1	9:27.451
4	2:28.390	42.236	1:08.860	37.294	169.9	11:55.841
5	5:10.880	3:25.357	1:08.386	37.137	81.1	17:06.721
6	2:27.255	41.079	1:08.350	37.826	171.2	19:33.976
7	2:27.874	41.444	1:09.121	37.309	170.5	22:01.850
8	2:26.703	41.068	1:08.268	37.367	171.9	24:28.553
9	2:27.661	40.921	1:08.889	37.851	170.8	26:56.214
10	11:41.922	9:53.776	1:10.262	37.884	35.9	38:38.136
11	2:27.149	40.982	1:08.552	37.615	171.4	41:05.285

77 **Jeremy SARHY** FRA
Sébastien Loeb Racing Porsche GT3 Cup 991

1	3:34.687	1:14.353	1:31.927	48.407	115.4	3:34.687
2	2:37.408	44.328	1:14.376	38.704	160.2	6:12.095
3	2:28.604	40.994	1:09.546	38.064	169.7	8:40.699
4	2:26.964	40.476	1:08.937	37.551	171.6	11:07.663
5	2:28.142	40.807	1:09.879	37.456	170.2	13:35.805
6	2:27.478	40.508	1:08.758	38.212	171.0	16:03.283
7	2:28.706	40.612	1:10.315	37.779	169.6	18:31.989
8	6:26.785	4:36.638	1:11.465	38.682	65.2	24:58.774
9	2:27.481	40.659	1:09.425	37.397	171.0	27:26.255
10	2:27.749	40.721	1:09.678	37.350	170.7	29:54.004

81 **Bas BARENBURG** NLD
RaceArt Porsche GT3 Cup 991

1	3:51.848	1:28.245	1:37.210	46.393	106.9	3:51.848
2	2:43.286	47.090	1:15.755	40.441	154.4	6:35.134
3	2:34.821	43.054	1:13.088	38.679	162.9	9:09.955
4	2:33.066	42.577	1:10.252	40.237	164.7	11:43.021
5	2:31.434	42.274	1:10.484	38.676	166.5	14:14.455
6	2:30.766	42.007	1:09.752	39.007	167.2	16:45.221
7	2:32.375	42.345	1:10.116	39.914	165.5	19:17.596
8	6:57.115	5:07.309	1:10.605	39.201	60.4	26:14.711
9	2:33.248	42.350	1:11.014	39.884	164.5	28:47.959
10	2:32.836	42.554	1:11.287	38.995	165.0	31:20.795
11	2:31.472	42.010	1:10.647	38.815	166.5	33:52.267
12	2:31.219	42.150	1:10.010	39.059	166.7	36:23.486
13	2:34.913	42.781	1:10.957	41.175	162.8	38:58.399

88 **Stephane DENOUAL** FRA
Pierre Martinet by Alméras Porsche GT3 Cup 991

1	5:22.544	2:55.317	1:32.596	54.631	76.8	5:22.544
2	2:40.141	46.629	1:14.372	39.140	157.4	8:02.685
3	2:30.671	41.984	1:10.576	38.111	167.3	10:33.356
4	2:27.522	41.073	1:09.006	37.443	170.9	13:00.878
5	2:30.376	41.269	1:10.640	38.467	167.7	15:31.254
6	2:28.786	41.554	1:09.383	37.849	169.5	18:00.040
7	6:03.510	4:15.055	1:10.563	37.892	69.4	24:03.550
8	2:29.343	41.318	1:09.191	38.834	168.8	26:32.893
9	2:29.369	42.087	1:09.343	37.939	168.8	29:02.262
10	2:27.519	40.905	1:09.139	37.475	170.9	31:29.781
11	2:28.263	41.030	1:09.321	37.912	170.1	33:58.044
12	2:30.264	40.976	1:11.148	38.140	167.8	36:28.308
13	2:30.356	41.179	1:10.092	39.085	167.7	38:58.664
14	2:30.199	41.914	1:09.885	38.400	167.9	41:28.863

97 **Nicolas SAELENS** BEL
BELGIUM Racing Porsche GT3 Cup 991

1	4:18.858	1:57.674	1:33.871	47.313	95.7	4:18.858
2	2:46.859	48.554	1:16.700	41.605	151.1	7:05.717
3	2:35.119	44.039	1:12.067	39.013	162.5	9:40.836
4	2:30.348	42.106	1:10.177	38.065	167.7	12:11.184
5	2:32.551	41.613	1:09.913	41.025	165.3	14:43.735
6	5:33.197	3:35.599	1:15.009	42.589	75.7	20:16.932
7	2:30.169	41.810	1:10.145	38.214	167.9	22:47.101
8	2:30.250	42.698	1:09.474	38.078	167.8	25:17.351
9	2:29.462	41.663	1:09.502	38.297	168.7	27:46.813
10	2:29.518	41.891	1:09.178	38.449	168.6	30:16.331
11	2:29.696	42.308	1:09.299	38.089	168.4	32:46.027
12	2:30.412	42.082	1:10.268	38.062	167.6	35:16.439
13	2:32.730	41.672	1:11.468	39.590	165.1	37:49.169
14	2:31.197	42.373	1:10.699	38.125	166.8	40:20.366

98 **Glenn VAN PARIJS** BEL
BELGIUM Racing Porsche GT3 Cup 991

1	5:24.222	3:02.294	1:40.516	41.412	76.4	5:24.222
2	2:32.670	42.010	1:12.944	37.716	165.2	7:56.892
3	2:27.219	41.017	1:08.454	37.748	171.3	10:24.111
4	2:24.713	40.596	1:06.936	37.181	174.2	12:48.824
5	5:52.528	4:07.436	1:07.643	37.449	71.5	18:41.352
6	2:25.008	40.720	1:07.134	37.154	173.9	21:06.360
7	2:26.236	40.496	1:07.931	37.809	172.4	23:32.596
8	2:25.633	40.630	1:07.435	37.568	173.1	25:58.229
9	6:17.376	4:31.034	1:08.847	37.495	66.8	32:15.605
10	2:26.559	40.538	1:08.342	37.679	172.0	34:42.164


99 **Dylan DERDAELE** BEL
BELGIUM Racing Porsche GT3 Cup 991

1	5:39.066	3:37.507	1:20.759	40.800	73.1	5:39.066
2	2:30.151	41.979	1:10.268	37.904	167.9	8:09.217
3	2:27.120	41.043	1:08.227	37.850	171.4	10:36.337
4	2:25.724	40.632	1:07.739	37.353	173.0	13:02.061
5	2:27.188	41.332	1:08.012	37.844	171.3	15:29.249
6	7:18.125	5:31.756	1:08.837	37.532	57.6	22:47.374
7	2:25.843	40.663	1:08.070	37.110	172.9	25:13.217
8	2:26.189	40.422	1:08.356	37.411	172.5	27:39.406
9	2:26.604	40.941	1:08.086	37.577	172.0	30:06.010
10	6:20.429	4:33.470	1:09.399	37.560	66.3	36:26.439
11	2:28.543	42.230	1:08.609	37.704	169.7	38:54.982
12	2:26.872	40.753	1:08.809	37.310	171.7	41:21.854

112 **Alessio ROVERA** ITA
Tsunami RT Porsche GT3 Cup 991

1	5:47.417	3:19.028	1:37.477	50.912	71.3	5:47.417
2	2:57.741	50.424	1:16.021	51.296	141.9	8:45.158
3	2:25.174	41.154	1:06.902	37.118	173.7	11:10.332
4	2:23.522	40.094	1:06.859	36.569	175.7	13:33.854
5	2:24.370	40.116	1:06.969	37.285	174.6	15:58.224
6	5:11.871	3:21.529	1:08.343	41.999	80.8	21:10.095
7	2:25.191	40.399	1:07.341	37.451	173.7	23:35.286
8	2:24.923	40.297	1:07.449	37.177	174.0	26:00.209





Porsche Carrera Cup France & Benelux
Total 6 Hours of Spa-Francorchamps
Free Practice 1

Analysis

■ Personal Best ■ Session Best B Crossing the finish line in pit lane

Lap	Time	Sector 1	Sector 2	Sector 3	Kph	Elapsed	Lap	Time	Sector 1	Sector 2	Sector 3	Kph	Elapsed
555 Julien ANDLAUER FRA Team Martinet by Alméras Porsche GT3 Cup 991							10	3:01.478	56.630	1:19.295	45.553	138.9	39:14.714
1	8:29.953	6:14.174	1:24.828	50.951	48.6	8:29.953	11	2:51.864	45.843	1:22.672	43.349	146.7	42:06.578
2	2:31.135	41.969	1:08.050	41.116	166.8	11:01.088	918 Sandra VAN DER SLOOT NLD Squadra Aragosta Porsche GT3 Cup 991						
3	2:23.560	40.223	1:06.266	37.071	175.6	13:24.648	1	4:40.223	2:14.224	1:34.404	51.595	88.4	4:40.223
4	2:23.969	40.526	1:06.510	36.933	175.1	15:48.617	2	2:54.476	55.621	1:17.809	41.046	144.5	7:34.699
5	2:25.279	40.174	1:07.423	37.682	173.6	18:13.896	3	2:34.478	43.725	1:11.620	39.133	163.2	10:09.177
6	10:03.061	8:17.250	1:08.587	37.224	41.8	28:16.957	4	2:29.199	42.723	1:08.576	37.900	169.0	12:38.376
7	2:24.927	40.209	1:07.340	37.378	174.0	30:41.884	5	2:28.686	41.831	1:08.469	38.386	169.6	15:07.062
8	2:24.629	40.243	1:07.346	37.040	174.3	33:06.513	6	2:29.362	41.878	1:08.607	38.877	168.8	17:36.424
888 Roger GROUWELS NLD RaceArt Porsche GT3 Cup 991							7	5:08.196	3:15.121	1:11.410	41.665	81.8	22:44.620
1	3:50.120	1:27.790	1:36.256	46.074	107.7	3:50.120	8	2:30.185	42.333	1:09.799	38.053	167.9	25:14.805
2	2:38.701	44.932	1:14.446	39.323	158.9	6:28.821	9	2:29.250	41.818	1:09.075	38.357	168.9	27:44.055
3	2:32.701	41.912	1:09.964	40.825	165.1	9:01.522	10	2:30.398	41.691	1:10.436	38.271	167.6	30:14.453
4	2:30.860	41.553	1:10.492	38.815	167.1	11:32.382	11	5:07.472	3:17.788	1:10.824	38.860	82.0	35:21.925
5	2:27.829	41.383	1:08.245	38.201	170.6	14:00.211	12	2:30.898	42.150	1:10.288	38.460	167.1	37:52.823
6	2:27.971	41.460	1:08.736	37.775	170.4	16:28.182	13	2:30.224	42.141	1:09.815	38.268	167.8	40:23.047
7	4:44.032	2:56.163	1:09.641	38.228	88.8	21:12.214	991 Didier VAN DALEN BEL Kronos Porsche Centre Porsche GT3 Cup 991						
8	2:27.943	41.594	1:08.647	37.702	170.4	23:40.157	1	3:25.942	1:00.402	1:34.221	51.319	120.3	3:25.942
9	2:28.801	41.859	1:08.868	38.074	169.4	26:08.958	2	2:39.204	43.647	1:15.147	40.410	158.4	6:05.146
10	2:28.851	41.547	1:09.121	38.183	169.4	28:37.809	3	3:59.893	2:11.034	1:10.168	38.691	105.1	10:05.039
11	2:27.689	41.082	1:08.625	37.982	170.7	31:05.498	4	2:27.267	41.163	1:08.318	37.786	171.2	12:32.306
12	2:28.650	41.597	1:08.852	38.201	169.6	33:34.148	5	2:25.647	40.934	1:07.550	37.163	173.1	14:57.953
13	2:30.125	41.512	1:10.158	38.455	168.0	36:04.273	6	2:27.238	41.142	1:08.333	37.763	171.2	17:25.191
14	2:30.678	42.567	1:10.078	38.033	167.3	38:34.951	7	9:32.947	7:42.733	1:12.094	38.120	44.0	26:58.138
15	2:34.145	41.225	1:10.574	42.346	163.6	41:09.096	8	2:32.521	42.558	1:11.682	38.281	165.3	29:30.659
911 Edward GROUWELS NLD RaceArt Porsche GT3 Cup 991							9	2:33.251	42.977	1:11.446	38.828	164.5	32:03.910
1	3:52.728	1:29.964	1:36.079	46.685	106.5	3:52.728	917 Jeroen KREEFT NLD Squadra Aragosta Porsche GT3 Cup 991						
2	2:38.038	45.086	1:13.513	39.439	159.5	6:30.766	1	4:52.568	2:24.902	1:37.581	50.085	84.7	4:52.568
3	2:31.452	41.727	1:10.028	39.697	166.5	9:02.218	2	2:58.969	49.220	1:24.535	45.214	140.9	7:51.537
4	2:30.499	41.338	1:10.641	38.520	167.5	11:32.717	3	2:50.107	45.799	1:21.287	43.021	148.2	10:41.644
5	2:28.159	41.337	1:08.977	37.845	170.2	14:00.876	4	2:42.937	44.935	1:16.502	41.500	154.7	13:24.581
6	5:24.963	3:35.976	1:10.095	38.892	77.6	19:25.839	5	2:39.924	44.167	1:14.775	40.982	157.7	16:04.505
7	2:29.957	41.960	1:09.527	38.470	168.1	21:55.796	6	4:52.017	2:54.694	1:16.326	40.997	86.3	20:56.522
8	2:29.313	41.744	1:09.388	38.181	168.9	24:25.109	7	2:40.061	43.540	1:14.848	41.673	157.5	23:36.583
9	2:29.433	41.612	1:09.412	38.409	168.7	26:54.542	8	5:32.214	3:28.078	1:15.719	48.417	75.9	29:08.797
10	5:32.118	3:42.508	1:10.771	38.839	75.9	32:26.660	9	7:04.439	5:04.702	1:17.301	42.436	59.4	36:13.236
11	2:32.330	42.094	1:09.835	40.401	165.5	34:58.990							
12	2:31.987	41.729	1:11.505	38.753	165.9	37:30.977							
13	2:29.555	41.600	1:09.605	38.350	168.6	40:00.532							

