

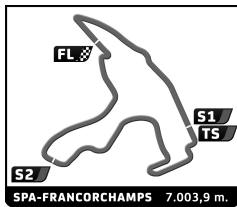
Porsche Carrera Cup France & Benelux
Total 6 Hours of Spa-Francorchamps
Race 1

Analysis

■ Personal Best ■ Session Best B Crossing the finish line in pit lane

Lap	Time	Sector 1	Sector 2	Sector 3	Kph	Elapsed	Lap	Time	Sector 1	Sector 2	Sector 3	Kph	Elapsed		
1	Xavier MAASSEN	NLD						3	4:01.507	1:06.183	2:01.579	53.745	104.4	9:46.487	
	DVB Racing	Porsche GT3 Cup 991						4	2:29.369	41.080	1:10.066	38.223	168.8	12:15.856	
1	2:31.019	44.109	1:09.261	37.649	164.1	2:31.019	5	2:28.383	40.889	1:09.467	38.027	169.9	14:44.239		
2	3:10.177	41.080	1:40.190	48.907	132.6	5:41.196	6	2:33.384	41.559	1:11.414	40.411	164.4	17:17.623		
3	4:03.009	1:04.729	2:03.162	55.118	103.8	9:44.205	7	4:21.242	1:06.265	1:53.988	1:20.989	96.5	21:38.865		
4	2:26.515	40.710	1:08.285	37.520	172.1	12:10.720	8	3:39.748	1:17.139	1:26.727	55.882	114.7	25:18.613		
5	2:25.218	40.126	1:07.719	37.373	173.6	14:35.938	9	2:29.995	41.633	1:10.322	38.040	168.1	27:48.608		
6	2:27.202	40.167	1:07.834	39.201	171.3	17:03.140	10	2:28.750	41.023	1:09.475	38.252	169.5	30:17.358		
7	4:30.483	1:14.002	1:55.656	1:20.825	93.2	21:33.623									
8	3:42.324	1:17.780	1:27.035	57.509	113.4	25:15.947									
9	2:28.350	41.330	1:09.412	37.608	170.0	27:44.297									
10	2:26.388	40.343	1:08.423	37.622	172.2	30:10.685									
2	Hugo CHEVALIER	FRA						6	Yves NOEL	BEL					
	Team Martinet by Almérás	Porsche GT3 Cup 991							Car Tuning Lease Motorsport	Porsche GT3 Cup 991					
1	2:34.707	46.835	1:09.509	38.363	160.1	2:34.707	1	2:45.721	52.399	1:13.465	39.857	149.5	2:45.721		
2	3:12.923	40.722	1:42.997	49.204	130.7	5:47.630	2	3:15.569	42.717	1:37.158	55.694	128.9	6:01.290		
3	4:00.761	1:05.551	2:01.484	53.726	104.7	9:48.391	3	3:55.437	1:02.183	1:59.137	54.117	107.1	9:56.727		
4	2:28.024	40.660	1:09.099	38.265	170.3	12:16.415	4	2:33.823	43.058	1:10.873	39.892	163.9	12:30.550		
5	2:24.818	40.346	1:07.251	37.221	174.1	14:41.233	5	2:32.342	42.901	1:10.279	39.162	165.5	15:02.892		
6	2:28.189	40.465	1:07.537	40.187	170.1	17:09.422	6	2:32.742	42.559	1:10.342	39.841	165.1	17:35.634		
7	4:26.620	1:10.940	1:54.676	1:21.004	94.6	21:36.042	7	4:11.376	57.926	1:53.134	1:20.316	100.3	21:47.010		
8	3:40.708	1:17.571	1:26.604	56.533	114.2	25:16.750	8	3:35.867	1:19.483	1:23.784	52.600	116.8	25:22.877		
9	2:27.834	41.568	1:08.593	37.673	170.6	27:44.584	9	2:34.778	42.862	1:12.074	39.842	162.9	27:57.655		
10	2:27.083	40.500	1:09.009	37.574	171.4	30:11.667	10	2:35.016	43.306	1:12.905	38.805	162.7	30:32.671		
3	Ziad GERIS	NLD						7	Sébastien DUMEZ	FRA					
	GP Elite	Porsche GT3 Cup 991							Team 85 Bourgoin Racing	Porsche GT3 Cup 991					
1	2:37.628	48.331	1:10.730	38.567	157.2	2:37.628	1	2:34.523	46.754	1:09.370	38.399	160.3	2:34.523		
2	3:18.550	41.591	1:42.712	54.247	127.0	5:56.178	2	3:12.025	40.754	1:41.851	49.420	131.3	5:46.548		
3	3:57.850	1:02.885	2:00.361	54.604	106.0	9:54.028	3	4:01.618	1:05.992	2:01.658	53.968	104.4	9:48.166		
4	2:28.201	41.454	1:08.749	37.998	170.1	12:22.229	4	2:28.608	40.703	1:09.026	38.879	169.7	12:16.774		
5	2:29.029	41.451	1:09.315	38.263	169.2	14:51.258	5	2:28.015	40.636	1:09.555	37.824	170.3	14:44.789		
6	2:31.470	41.171	1:09.631	40.668	166.5	17:22.728	6	2:29.989	41.030	1:08.985	39.974	168.1	17:14.778		
7	4:19.413	1:05.455	1:52.439	1:21.519	97.2	21:42.141	7	4:22.966	1:07.921	1:53.788	1:21.257	95.9	21:37.744		
8	3:37.779	1:18.704	1:24.548	54.527	115.8	25:19.920	8	3:39.681	1:17.024	1:26.842	55.815	114.8	25:17.425		
9	2:31.916	42.499	1:10.961	38.456	166.0	27:51.836	9	2:29.990	41.105	1:10.534	38.351	168.1	27:47.415		
10	2:55.696	41.933	1:10.154	1:03.609	143.5	30:47.532	10	2:27.439	40.869	1:08.824	37.746	171.0	30:14.854		
4	Menno VAN DE GRIJSPAARDE	NLD						8	Christian JAQUILLARD	CHE					
	GP Elite	Porsche GT3 Cup 991							Jonquille Racing Team	Porsche GT3 Cup 991					
1	2:36.922	48.113	1:10.582	38.227	157.9	2:36.922	1	2:44.726	52.397	1:12.819	39.510	150.4	2:44.726		
2	3:17.586	41.320	1:42.945	53.321	127.6	5:54.508	2	3:20.077	43.843	1:39.114	57.120	126.0	6:04.803		
3	3:57.262	1:03.414	2:00.684	53.164	106.3	9:51.770	3	3:54.647	1:01.013	1:58.877	54.757	107.5	9:59.450		
4	2:28.615	41.173	1:09.508	37.934	169.7	12:20.385	4	2:34.054	43.407	1:11.512	39.135	163.7	12:33.504		
5	2:28.339	40.868	1:09.761	37.710	170.0	14:48.724	5	2:33.847	42.581	1:12.141	39.125	163.9	15:07.351		
6	2:32.930	40.683	1:09.936	42.311	164.9	17:21.654	6	2:32.164	42.533	1:10.266	39.365	165.7	17:39.515		
7	4:19.266	1:04.833	1:53.156	1:21.277	97.3	21:40.920	7	4:10.125	58.938	1:51.898	1:19.289	100.8	21:49.640		
8	3:38.335	1:18.890	1:24.647	54.798	115.5	25:19.255	8	3:35.520	1:21.005	1:21.830	52.685	117.0	25:25.160		
9	2:30.495	41.652	1:10.174	38.669	167.5	27:49.750	9	2:33.883	43.019	1:10.905	39.959	163.9	27:59.043		
10	2:31.036	43.508	1:09.611	37.917	166.9	30:20.786	10	2:36.148	42.317	1:13.142	40.689	161.5	30:35.191		
5	Jesse VAN KUIJK	NLD						16	Berkay BESLER	TUR					
	GP Elite	Porsche GT3 Cup 991							Toksport WRT	Porsche GT3 Cup 991					
1	2:34.138	46.248	1:09.518	38.372	160.7	2:34.138	1	2:49.426	49.250	1:18.370	41.806	146.2	2:49.426		
2	3:10.842	40.766	1:40.429	49.647	132.1	5:44.980	2	3:17.200	44.460	1:35.581	57.159	127.9	6:06.626		
							3	3:52.372	1:00.822	2:00.040	51.510	108.5	9:58.998		
							4	2:31.049	42.327	1:09.844	38.878	166.9	12:30.047		
							5	2:29.898	41.804	1:09.438	38.656	168.2	14:59.945		
							6	2:31.538	41.677	1:09.259	40.602	166.4	17:31.483		
							7	4:14.877	1:01.467	1:53.285	1:20.125	98.9	21:46.360		





Porsche Carrera Cup France & Benelux
Total 6 Hours of Spa-Francorchamps
Race 1

Analysis

■ Personal Best ■ Session Best B Crossing the finish line in pit lane

Lap	Time	Sector 1	Sector 2	Sector 3	Kph	Elapsed
8	3:36.949	1:19.551	1:23.933	53.465	116.2	25:23.309
9	2:32.010	42.363	1:10.480	39.167	165.9	27:55.319
10	2:29.907	42.108	1:09.307	38.492	168.2	30:25.226

17 Jurgen VAN HOVER BEL						
Speedlover Porsche GT3 Cup 991						
Lap	Time	Sector 1	Sector 2	Sector 3	Kph	Elapsed
1	2:31.996	44.409	1:09.850	37.737	163.0	2:31.996
2	3:10.772	41.013	1:40.612	49.147	132.2	5:42.768
3	4:02.153	1:04.167	2:03.350	54.636	104.1	9:44.921
4	2:26.703	41.115	1:08.207	37.381	171.9	12:11.624
5	2:25.930	40.487	1:07.963	37.480	172.8	14:37.554
6	2:27.569	41.006	1:07.988	38.575	170.9	17:05.123
7	4:29.212	1:13.086	1:55.054	1:21.072	93.7	21:34.335
8	3:41.725	1:17.631	1:26.911	57.183	113.7	25:16.060
9	2:29.250	42.359	1:09.452	37.439	168.9	27:45.310
10	2:27.653	41.077	1:08.784	37.792	170.8	30:12.963

20 Pierre PIRON BEL						
Kronos Porsche Centre Porsche GT3 Cup 991						
Lap	Time	Sector 1	Sector 2	Sector 3	Kph	Elapsed
1	2:38.066	48.670	1:10.713	38.683	156.7	2:38.066
2	3:19.851	42.652	1:42.020	55.179	126.2	5:57.917
3	3:57.217	1:01.595	2:00.456	55.166	106.3	9:55.134
4	2:33.045	41.494	1:11.421	40.130	164.7	12:28.179
5	2:29.340	41.529	1:09.539	38.272	168.8	14:57.519
6	2:32.123	41.492	1:09.810	40.821	165.7	17:29.642
7	4:15.704	1:01.815	1:53.687	1:20.202	98.6	21:45.346
8	3:36.883	1:19.770	1:24.020	53.093	116.3	25:22.229
9	2:33.102	41.824	1:11.771	39.507	164.7	27:55.331
10	2:30.580	42.209	1:09.517	38.854	167.4	30:25.911

23 Jean-Baptiste SIMMENAUER FRA						
Team 85 Bourgoin Racing Porsche GT3 Cup 991						
Lap	Time	Sector 1	Sector 2	Sector 3	Kph	Elapsed
1	2:29.452	43.860	1:08.455	37.137	165.8	2:29.452
2	3:09.471	40.364	1:40.268	48.839	133.1	5:38.923
3	4:03.906	1:04.298	2:03.428	56.180	103.4	9:42.829
4	2:25.707	40.276	1:08.466	36.965	173.0	12:08.536
5	2:25.738	40.479	1:08.129	37.130	173.0	14:34.274
6	2:26.384	40.391	1:08.057	37.936	172.2	17:00.658
7	4:30.922	1:14.160	1:55.535	1:21.227	93.1	21:31.580
8	3:42.773	1:17.427	1:27.626	57.720	113.2	25:14.353
9	2:28.736	42.127	1:09.674	36.935	169.5	27:43.089
10	2:27.138	40.096	1:09.436	37.606	171.4	30:10.227

24 Max VAN SPLUNTEREN NLD						
GP Elite Porsche GT3 Cup 991						
Lap	Time	Sector 1	Sector 2	Sector 3	Kph	Elapsed
1	2:28.741	42.936	1:08.492	37.313	166.6	2:28.741
2	3:09.498	40.141	1:40.708	48.649	133.1	5:38.239
3	4:04.059	1:04.457	2:03.428	56.174	103.3	9:42.298
4	2:25.459	40.809	1:07.460	37.190	173.3	12:07.757
5	2:24.718	40.184	1:07.201	37.333	174.2	14:32.475
6	2:26.342	40.288	1:07.311	38.743	172.3	16:58.817
7	4:31.010	1:14.017	1:56.224	1:20.769	93.0	21:29.827
8	3:43.914	1:16.078	1:29.522	58.314	112.6	25:13.741
9	2:26.159	40.961	1:07.723	37.475	172.5	27:39.900
10	2:25.167	40.068	1:07.769	37.330	173.7	30:05.067

27 Valentin HASSE-CLOT FRA						
Sébastien Loeb Racing Porsche GT3 Cup 991						
Lap	Time	Sector 1	Sector 2	Sector 3	Kph	Elapsed
1	2:31.279	44.091	1:09.759	37.429	163.8	2:31.279
2	3:08.991	40.309	1:40.133	48.549	133.4	5:40.270
3	4:03.804	1:04.833	2:03.464	55.507	103.4	9:44.074
4	2:25.378	40.237	1:07.987	37.154	173.4	12:09.452
5	2:25.220	40.135	1:08.054	37.031	173.6	14:34.672
6	2:26.859	40.361	1:08.100	38.398	171.7	17:01.531
7	4:30.702	1:13.821	1:55.608	1:21.273	93.1	21:32.233
8	3:42.411	1:17.398	1:27.582	57.431	113.4	25:14.644
9	2:27.344	41.823	1:08.266	37.255	171.1	27:41.988
10	2:28.896	40.654	1:09.772	38.470	169.3	30:10.884


33 Howard BLANK ITA						
RMS Porsche GT3 Cup 991						
Lap	Time	Sector 1	Sector 2	Sector 3	Kph	Elapsed
1	2:46.354	53.159	1:13.178	40.017	148.9	2:46.354
2	3:19.009	44.229	1:37.784	56.996	126.7	6:05.363
3	3:53.029	1:01.058	1:59.816	52.155	108.2	9:58.392
4	2:35.805	42.858	1:13.518	39.429	161.8	12:34.197
5	2:34.556	43.907	1:11.748	38.901	163.1	15:08.753
6	2:36.072	41.954	1:11.994	42.124	161.6	17:44.825
7	4:07.155	55.417	1:52.179	1:19.559	102.0	21:51.980
8	3:33.910	1:21.230	1:20.495	52.185	117.9	25:25.890
9	2:35.170	43.956	1:12.230	38.984	162.5	28:01.060
10	2:34.119	41.962	1:12.345	39.812	163.6	30:35.179

53 Ayhancan GUVEN TUR						
Attempto Racing Porsche GT3 Cup 991						
Lap	Time	Sector 1	Sector 2	Sector 3	Kph	Elapsed
1	2:27.458	42.400	1:07.589	37.469	168.0	2:27.458
2	3:08.858	40.229	1:40.277	48.352	133.5	5:36.316
3	4:04.693	1:04.127	2:03.449	57.117	103.0	9:41.009
4	2:24.056	40.318	1:06.896	36.842	175.0	12:05.065
5	2:24.307	40.092	1:07.290	36.925	174.7	14:29.372
6	2:28.116	40.038	1:08.847	39.231	170.2	16:57.488
7	4:30.895	1:13.748	1:56.390	1:20.757	93.1	21:28.383
8	3:44.071	1:15.214	1:30.886	57.971	112.5	25:12.454
9	2:26.063	40.465	1:08.347	37.251	172.6	27:38.517
10	2:25.284	40.315	1:07.768	37.201	173.6	30:03.801

55 Nicolas MISSLIN FRA						
Team Martinet by Alméras Porsche GT3 Cup 991						
Lap	Time	Sector 1	Sector 2	Sector 3	Kph	Elapsed
1	2:33.493	45.769	1:09.563	38.161	161.4	2:33.493
2	3:10.583	40.999	1:40.271	49.313	132.3	5:44.076
3	4:01.706	1:06.411	2:01.409	53.886	104.3	9:45.782
4	2:26.518	40.864	1:08.186	37.468	172.1	12:12.300
5	2:26.260	40.686	1:07.912	37.662	172.4	14:38.560
6	2:28.408	40.845	1:08.136	39.427	169.9	17:06.968
7	4:28.364	1:12.183	1:55.252	1:20.929	94.0	21:35.332
8	3:41.117	1:17.514	1:26.880	56.723	114.0	25:16.449

56 David HALLYDAY FRA						
RMS Porsche GT3 Cup 991						
Lap	Time	Sector 1	Sector 2	Sector 3	Kph	Elapsed
1	2:42.417	50.437	1:13.240	38.740	152.5	2:42.417
2	3:17.896	41.958	1:40.151	55.787	127.4	6:00.313
3	3:55.751	1:01.331	1:59.755	54.665	107.0	9:56.064
4	2:31.562	42.809	1:09.546	39.207	166.4	12:27.626






Porsche Carrera Cup France & Benelux
Total 6 Hours of Spa-Francorchamps
Race 1

Analysis

■ Personal Best ■ Session Best ■ Crossing the finish line in pit lane

Lap	Time	Sector 1	Sector 2	Sector 3	Kph	Elapsed	Lap	Time	Sector 1	Sector 2	Sector 3	Kph	Elapsed
5	2:29.461	41.639	1:09.587	38.235	168.7	14:57.087	10	2:30.581	42.607	1:09.381	38.593	167.4	30:28.992
6	2:31.296	41.682	1:09.424	40.190	166.7	17:28.383	88 Stéphane DENOUAL FRA						
7	4:16.510	1:02.473	1:53.739	1:20.298	98.3	21:44.893	Pierre Martinet by Alméras Porsche GT3 Cup 991						
8	3:36.624	1:19.500	1:24.376	52.748	116.4	25:21.517	1	2:36.567	47.896	1:10.508	38.163	158.2	2:36.567
9	2:31.033	42.182	1:10.570	38.281	166.9	27:52.550	2	3:17.426	41.273	1:42.609	53.544	127.7	5:53.993
10	2:31.008	41.579	1:10.078	39.351	167.0	30:23.558	3	3:57.318	1:03.071	2:00.752	53.495	106.2	9:51.311
64 Yannick MALLEGOL FRA													
RMS Porsche GT3 Cup 991													
1	2:41.179	50.366	1:12.812	38.001	153.7	2:41.179	4	2:28.811	41.515	1:09.149	38.147	169.4	12:20.122
2	3:17.717	41.712	1:40.554	55.451	127.5	5:58.896	5	2:46.184	41.022	1:23.463	41.699	151.7	15:06.306
3	3:56.667	1:01.790	2:00.025	54.852	106.5	9:55.563	97 Nicolas SAELENS BEL						
4	2:30.889	41.626	1:10.463	38.800	167.1	12:26.452	BELGIUM Racing Porsche GT3 Cup 991						
5	2:28.492	41.703	1:08.921	37.868	169.8	14:54.944	1	2:43.388	50.221	1:13.516	39.651	151.6	2:43.388
6	2:31.353	41.331	1:09.616	40.406	166.6	17:26.297	2	3:17.333	41.874	1:39.935	55.524	127.8	6:00.721
7	4:17.199	1:03.143	1:53.993	1:20.063	98.0	21:43.496	3	3:54.068	1:01.801	1:59.553	52.714	107.7	9:54.789
8	3:37.207	1:18.480	1:25.907	52.820	116.1	25:20.703	4	2:31.173	41.683	1:11.105	38.385	166.8	12:25.962
9	2:31.529	42.183	1:10.998	38.348	166.4	27:52.232	5	2:30.614	42.162	1:10.314	38.138	167.4	14:56.576
10	2:52.741	42.290	1:10.164	1:00.287	146.0	30:44.973	6	2:30.462	41.748	1:09.614	39.100	167.6	17:27.038
74 Victor BLUGEON FRA													
Pierre Martinet by Alméras Porsche GT3 Cup 991													
1	2:35.107	47.087	1:09.629	38.391	159.7	2:35.107	7	4:17.218	1:03.238	1:53.647	1:20.333	98.0	21:44.256
2	3:13.243	40.922	1:42.821	49.500	130.5	5:48.350	8	3:36.810	1:19.365	1:24.751	52.694	116.3	25:21.066
3	4:00.998	1:05.249	2:01.607	54.142	104.6	9:49.348	9	2:33.411	42.606	1:11.936	38.869	164.4	27:54.477
4	2:27.686	40.859	1:08.249	38.578	170.7	12:17.034	10	2:29.960	41.547	1:10.188	38.225	168.1	30:24.437
5	2:28.048	40.858	1:09.320	37.870	170.3	14:45.082	98 Glenn VAN PARIJS BEL						
6	2:30.189	41.382	1:09.701	39.106	167.9	17:15.271	BELGIUM Racing Porsche GT3 Cup 991						
7	4:23.148	1:07.876	1:53.831	1:21.441	95.8	21:38.419	1	2:28.239	42.803	1:08.007	37.429	167.1	2:28.239
8	3:39.288	1:16.842	1:26.814	55.632	115.0	25:17.707	2	3:09.344	40.353	1:40.367	48.624	133.2	5:37.583
9	2:29.371	41.181	1:10.479	37.711	168.8	27:47.078	3	4:04.434	1:04.242	2:03.496	56.696	103.2	9:42.017
10	2:26.526	40.839	1:08.184	37.503	172.1	30:13.604	4	2:24.813	40.305	1:07.203	37.305	174.1	12:06.830
77 Jeremy SARHY FRA													
Sébastien Loeb Racing Porsche GT3 Cup 991													
1	2:32.596	44.488	1:10.534	37.574	162.4	2:32.596	5	2:24.546	40.125	1:07.363	37.058	174.4	14:31.376
2	3:09.380	40.052	1:40.307	49.021	133.1	5:41.976	6	2:26.729	40.281	1:07.505	38.943	171.8	16:58.105
3	4:02.492	1:04.432	2:03.295	54.765	104.0	9:44.468	7	4:31.060	1:14.154	1:56.191	1:20.715	93.0	21:29.165
4	2:26.048	40.359	1:08.184	37.505	172.6	12:10.516	8	3:44.109	1:15.907	1:29.829	58.373	112.5	25:13.274
5	2:24.924	39.757	1:08.062	37.105	174.0	14:35.440	9	2:25.971	40.601	1:08.012	37.358	172.7	27:39.245
6	2:27.201	39.944	1:08.316	38.941	171.3	17:02.641	10	2:25.313	40.354	1:07.602	37.357	173.5	30:04.558
7	4:30.239	1:13.786	1:55.597	1:20.856	93.3	21:32.880	99 Dylan DERDAELE BEL						
8	3:42.188	1:17.914	1:27.199	57.075	113.5	25:15.068	BELGIUM Racing Porsche GT3 Cup 991						
9	2:29.003	41.282	1:10.058	37.663	169.2	27:44.071	1	2:30.545	43.923	1:09.160	37.462	164.6	2:30.545
10	2:27.491	40.062	1:09.734	37.695	171.0	30:11.562	2	3:08.996	40.087	1:40.431	48.478	133.4	5:39.541
81 Bas BARENBURG NLD													
RaceArt Porsche GT3 Cup 991													
1	2:57.484	51.016	1:23.947	42.521	139.6	2:57.484	3	4:03.660	1:04.932	2:03.277	55.451	103.5	9:43.201
2	3:11.391	46.380	1:27.466	57.545	131.7	6:08.875	4	2:25.752	40.513	1:08.231	37.008	173.0	12:08.953
3	3:53.647	1:00.049	2:00.749	52.849	107.9	10:02.522	5	2:24.713	40.036	1:07.574	37.103	174.2	14:33.666
4	2:31.911	42.699	1:09.806	39.406	166.0	12:34.433	6	2:26.134	40.316	1:07.833	37.985	172.5	16:59.800
5	2:32.157	42.165	1:11.058	38.934	165.7	15:06.590	7	4:31.075	1:14.510	1:55.464	1:21.101	93.0	21:30.875
6	2:31.407	41.510	1:10.192	39.705	166.5	17:37.997	8	3:43.095	1:17.565	1:27.688	57.842	113.0	25:13.970
7	4:10.863	58.885	1:52.264	1:19.714	100.5	21:48.860	9	2:26.663	40.899	1:08.419	37.345	171.9	27:40.633
8	3:35.701	1:19.893	1:23.025	52.783	116.9	25:24.561	10	2:25.598	40.317	1:07.978	37.303	173.2	30:06.231
9	2:33.850	42.163	1:11.713	39.974	163.9	27:58.411	112 Alessio ROVERA ITA						
Tsunami RT Porsche GT3 Cup 991													
1	2:27.050	41.794	1:07.903	37.353	168.5	2:27.050	1	2:27.050	41.794	1:07.903	37.353	168.5	2:27.050
2	3:08.876	40.150	1:39.709	49.017	133.5	5:35.926	2	3:08.876	40.150	1:39.709	49.017	133.5	5:35.926
3	4:04.835	1:03.770	2:03.847	57.218	103.0	9:40.761	3	4:04.835	1:03.770	2:03.847	57.218	103.0	9:40.761
4	2:23.895	40.325	1:06.684	36.886	175.2	12:04.656	4	2:23.895	40.325	1:06.684	36.886	175.2	12:04.656
5	2:24.283	40.213	1:07.180	36.890	174.8	14:28.939	5	2:24.283	40.213	1:07.180	36.890	174.8	14:28.939
6	2:27.276	40.415	1:07.814	39.047	171.2	16:56.215	6	2:27.276	40.415	1:07.814	39.047	171.2	16:56.215





Porsche Carrera Cup France & Benelux
Total 6 Hours of Spa-Francorchamps
Race 1

Analysis

■ Personal Best ■ Session Best B Crossing the finish line in pit lane

Lap	Time	Sector 1	Sector 2	Sector 3	Kph	Elapsed	Lap	Time	Sector 1	Sector 2	Sector 3	Kph	Elapsed
7	4:30.574	1:13.842	1:56.451	1:20.281	93.2	21:26.789	1	2:43.760	51.174	1:13.029	39.557	151.3	2:43.760
8	3:44.789	1:14.671	1:31.902	58.216	112.2	25:11.578	2	3:18.809	44.592	1:38.192	56.025	126.8	6:02.569
9	2:25.988	40.597	1:08.270	37.121	172.7	27:37.566	3	3:54.413	1:01.692	1:59.120	53.601	107.6	9:56.982
10	2:24.779	40.275	1:07.453	37.051	174.2	30:02.345	4	2:33.819	43.014	1:11.710	39.095	163.9	12:30.801

555 **Julien ANDLAUER** FRA
Team Martinet by Alméras Porsche GT3 Cup 991

1	2:27.616	41.872	1:07.955	37.789	167.8	2:27.616
2	3:09.379	40.429	1:40.423	48.527	133.1	5:36.995
3	4:04.597	1:04.240	2:03.458	56.899	103.1	9:41.592
4	2:24.085	40.073	1:06.870	37.142	175.0	12:05.677
5	2:24.106	40.062	1:07.080	36.964	175.0	14:29.783
6	2:26.783	40.095	1:07.671	39.017	171.8	16:56.566
7	4:30.979	1:14.132	1:56.451	1:20.396	93.0	21:27.545
8	3:44.267	1:14.639	1:31.610	58.018	112.4	25:11.812
9	2:26.478	40.326	1:08.825	37.327	172.1	27:38.290
10	2:25.265	40.183	1:07.562	37.520	173.6	30:03.555

991 **Didier VAN DALEN** BEL
Kronos Porsche Centre Porsche GT3 Cup 991

1	2:35.536	47.307	1:09.732	38.497	159.3	2:35.536
2	3:14.084	41.020	1:42.931	50.133	129.9	5:49.620
3	4:00.264	1:04.857	2:01.665	53.742	104.9	9:49.884
4	2:27.248	40.910	1:07.946	38.392	171.2	12:17.132
5	2:27.334	40.697	1:08.579	38.058	171.1	14:44.466
6	7:09.470	40.745	5:36.327	52.398	58.7	21:53.936
7	3:33.762	1:21.515	1:19.875	52.372	118.0	25:27.698
8	2:30.451	42.127	1:09.717	38.607	167.6	27:58.149
9	2:28.754	41.844	1:09.176	37.734	169.5	30:26.903

888 **Roger GROUWELS** NLD
RaceArt Porsche GT3 Cup 991

1	2:36.148	47.782	1:10.435	37.931	158.7	2:36.148
2	3:17.433	40.935	1:42.986	53.512	127.7	5:53.581
3	3:57.427	1:02.842	2:00.816	53.769	106.2	9:51.008
4	2:28.433	41.478	1:08.971	37.984	169.9	12:19.441
5	2:28.323	41.180	1:09.097	38.046	170.0	14:47.764
6	2:33.504	41.292	1:09.877	42.335	164.3	17:21.268
7	4:18.673	1:04.450	1:53.214	1:21.009	97.5	21:39.941
8	3:39.745	1:19.394	1:24.471	55.880	114.7	25:19.686
9	2:31.929	42.530	1:10.664	38.735	166.0	27:51.615
10	2:28.772	41.447	1:09.467	37.858	169.5	30:20.387

911 **Edward GROUWELS** NLD
RaceArt Porsche GT3 Cup 991

1	3:24.568	48.703	1:49.199	46.666	121.1	3:24.568
2	6:37.641	4:19.316	1:26.635	51.690	63.4	10:02.209
3	2:32.679	42.151	1:11.492	39.036	165.1	12:34.888
4	2:32.719	42.953	1:10.847	38.919	165.1	15:07.607
5	2:36.128	42.722	1:11.955	41.451	161.5	17:43.735
6	4:07.499	55.476	1:51.894	1:20.129	101.9	21:51.234
7	3:34.071	1:20.917	1:20.946	52.208	117.8	25:25.305
8	2:39.828	45.698	1:13.099	41.031	157.8	28:05.133

917 **Jeroen KREEFT** NLD
Squadra Aragosta Porsche GT3 Cup 991

1	2:54.337	55.912	1:16.465	41.960	142.1	2:54.337
2	3:13.885	46.864	1:29.242	57.779	130.0	6:08.222
3	3:54.062	1:00.072	2:00.396	53.594	107.7	10:02.284
4	2:42.759	45.570	1:15.649	41.540	154.9	12:45.043
5	2:42.529	44.647	1:15.882	42.000	155.1	15:27.572
6	2:50.274	44.248	1:20.962	45.064	148.1	18:17.846
7	3:35.283	46.739	1:28.768	1:19.776	117.1	21:53.129
8	3:34.383	1:21.031	1:20.633	52.719	117.6	25:27.512
9	2:42.153	44.524	1:16.333	41.296	155.5	28:09.665
10	2:44.569	44.139	1:18.035	42.395	153.2	30:54.234

918 **Sandra VAN DER SLOOT** NLD
Squadra Aragosta Porsche GT3 Cup 991

