

# FIA WEC

## Official Test - 86<sup>e</sup> Edition des 24 Heures du Mans

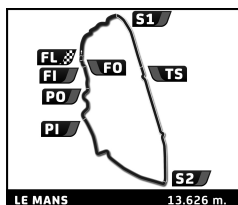
### After Test Session

### Classification by Driver And Class Fastest Lap



Nr	Team	Car	Class	Driver	Time	Laps	Gap	Kph
<b>LMP1</b>								
1	8 Toyota Gazoo Racing	Toyota TS050 - Hybrid	LMP1 H	<b>Fernando ALONSO</b>	3:19.066	40		246.4
2	3 Rebellion Racing	Rebellion R13 - Gibson	LMP1	<b>Mathias BECHE</b>	3:19.680	24	0.614	0.614 245.7
3	3 Rebellion Racing	Rebellion R13 - Gibson	LMP1	<b>Gustavo MENEZES</b>	3:19.897	22	0.831	0.217 245.4
4	7 Toyota Gazoo Racing	Toyota TS050 - Hybrid	LMP1 H	<b>Kamui KOBAYASHI</b>	3:20.008	28	0.942	0.111 245.3
5	8 Toyota Gazoo Racing	Toyota TS050 - Hybrid	LMP1 H	<b>Sébastien BUEMI</b>	3:20.766	26	1.700	0.758 244.3
6	8 Toyota Gazoo Racing	Toyota TS050 - Hybrid	LMP1 H	<b>Kazuki NAKAJIMA</b>	3:21.016	27	1.950	0.250 244.0
7	7 Toyota Gazoo Racing	Toyota TS050 - Hybrid	LMP1 H	<b>Mike CONWAY</b>	3:21.107	26	2.041	0.091 243.9
8	1 Rebellion Racing	Rebellion R13 - Gibson	LMP1	<b>André LOTTERER</b>	3:21.344	19	2.278	0.237 243.6
9	7 Toyota Gazoo Racing	Toyota TS050 - Hybrid	LMP1 H	<b>Jose Maria LOPEZ</b>	3:21.505	42	2.439	0.161 243.4
10	11 SMP Racing	BR Engineering BR1 - AER	LMP1	<b>Vitaly PETROV</b>	3:21.603	14	2.537	0.098 243.3
11	17 SMP Racing	BR Engineering BR1 - AER	LMP1	<b>Stéphane SARRAZIN</b>	3:21.761	15	2.695	0.158 243.1
12	17 SMP Racing	BR Engineering BR1 - AER	LMP1	<b>Egor ORUDZHEV</b>	3:21.800	21	2.734	0.039 243.1
13	3 Rebellion Racing	Rebellion R13 - Gibson	LMP1	<b>Thomas LAURENT</b>	3:21.828	28	2.762	0.028 243.0
14	1 Rebellion Racing	Rebellion R13 - Gibson	LMP1	<b>Bruno SENNA</b>	3:22.112	22	3.046	0.284 242.7
15	11 SMP Racing	BR Engineering BR1 - AER	LMP1	<b>Mikhail ALESHIN</b>	3:22.123	13	3.057	0.011 242.7
16	8 Toyota Gazoo Racing	Toyota TS050 - Hybrid	LMP1 H	<b>Anthony DAVIDSON</b>	3:22.811	13	3.745	0.688 241.9
17	4 Bykolles Racing Team	Enso CLM P1/01 - Nismo	LMP1	<b>Dominik KRAIHAMER</b>	3:23.644	16	4.578	0.833 240.9
18	4 Bykolles Racing Team	Enso CLM P1/01 - Nismo	LMP1	<b>Tom DILLMANN</b>	3:23.936	25	4.870	0.292 240.5
19	11 SMP Racing	BR Engineering BR1 - AER	LMP1	<b>Jenson BUTTON</b>	3:24.002	20	4.936	0.066 240.5
20	1 Rebellion Racing	Rebellion R13 - Gibson	LMP1	<b>Neel JANI</b>	3:24.865	24	5.799	0.863 239.4
21	17 SMP Racing	BR Engineering BR1 - AER	LMP1	<b>Matevos ISAAKYAN</b>	3:25.664	10	6.598	0.799 238.5
22	10 Dragonspeed	BR Engineering BR1 - Gibson	LMP1	<b>Renger VAN DER ZANDE</b>	3:26.951	14	7.885	1.287 237.0
23	6 CEFC TRSM Racing	Ginetta G60-LT-P1 - Mecachrome	LMP1	<b>Oliver ROWLAND</b>	3:27.748	19	8.682	0.797 236.1
24	6 CEFC TRSM Racing	Ginetta G60-LT-P1 - Mecachrome	LMP1	<b>Alex BRUNDLE</b>	3:28.153	14	9.087	0.405 235.7
25	5 CEFC TRSM Racing	Ginetta G60-LT-P1 - Mecachrome	LMP1	<b>Léo ROUSSEL</b>	3:28.180	12	9.114	0.027 235.6
26	5 CEFC TRSM Racing	Ginetta G60-LT-P1 - Mecachrome	LMP1	<b>Charles ROBERTSON</b>	3:28.309	14	9.243	0.129 235.5
27	5 CEFC TRSM Racing	Ginetta G60-LT-P1 - Mecachrome	LMP1	<b>Michael SIMPSON</b>	3:29.433	15	10.367	1.124 234.2
28	4 Bykolles Racing Team	Enso CLM P1/01 - Nismo	LMP1	<b>Oliver WEBB</b>	3:29.795	13	10.729	0.362 233.8
29	6 CEFC TRSM Racing	Ginetta G60-LT-P1 - Mecachrome	LMP1	<b>Oliver TURVEY</b>	3:30.601	20	11.535	0.806 232.9
10	Dragonspeed	BR Engineering BR1 - Gibson	LMP1	<b>Ben HANLEY</b>		9		
7	Toyota Gazoo Racing	Toyota TS050 - Hybrid	LMP1 H	<b>Anthony DAVIDSON</b>				
7	Toyota Gazoo Racing	Toyota TS050 - Hybrid	LMP1 H	<b>Fernando ALONSO</b>				
8	Toyota Gazoo Racing	Toyota TS050 - Hybrid	LMP1 H	<b>Jose Maria LOPEZ</b>				
10	Dragonspeed	BR Engineering BR1 - Gibson	LMP1	<b>Henrik HEDMAN</b>				
<b>LMP2</b>								
1	31 Dragonspeed	Oreca 07 - Gibson	LMP2	<b>Nathanaël BERTHON</b>	3:27.228	19		236.7
2	48 IDEC Sport	Oreca 07 - Gibson	LMP2	<b>Paul Loup CHATIN</b>	3:27.252	19	0.024	0.024 236.7
3	26 G-Drive Racing	Oreca 07 - Gibson	LMP2	<b>Jean-Eric VERGNE</b>	3:28.394	25	1.166	1.142 235.4
4	28 TDS Racing	Oreca 07 - Gibson	LMP2	<b>Mathieu VAXIVIERE</b>	3:28.795	34	1.567	0.401 234.9
5	26 G-Drive Racing	Oreca 07 - Gibson	LMP2	<b>Roman RUSINOV</b>	3:29.122	24	1.894	0.327 234.6
6	36 Signatech Alpine Matmut	Alpine A470 - Gibson	LMP2	<b>Nicolas LAPIERRE</b>	3:29.205	29	1.977	0.083 234.5
7	22 United Autosports	Ligier JSP217 - Gibson	LMP2	<b>Filipe ALBUQUERQUE</b>	3:29.281	33	2.053	0.076 234.4
8	36 Signatech Alpine Matmut	Alpine A470 - Gibson	LMP2	<b>André NEGRÃO</b>	3:29.455	23	2.227	0.174 234.2
9	39 Graff-SO24	Oreca 07 - Gibson	LMP2	<b>Tristan GOMMENDY</b>	3:29.492	25	2.264	0.037 234.2
10	47 Cetilar Villorba Corse	Dallara P217 - Gibson	LMP2	<b>Felipe NASR</b>	3:29.968	19	2.740	0.476 233.6
11	40 G-Drive Racing	Oreca 07 - Gibson	LMP2	<b>Enzo GUIBBERT</b>	3:30.015	23	2.787	0.047 233.6
12	26 G-Drive Racing	Oreca 07 - Gibson	LMP2	<b>Alexander IMPERATORI</b>	3:30.176	10	2.948	0.161 233.4
13	38 Jackie Chan DC Racing	Oreca 07 - Gibson	LMP2	<b>Ho-Pin TUNG</b>	3:30.475	18	3.247	0.299 233.1
14	38 Jackie Chan DC Racing	Oreca 07 - Gibson	LMP2	<b>Stéphane RICHELMI</b>	3:30.545	24	3.317	0.070 233.0
15	26 G-Drive Racing	Oreca 07 - Gibson	LMP2	<b>Andrea PIZZITOLA</b>	3:30.648	24	3.420	0.103 232.9
16	48 IDEC Sport	Oreca 07 - Gibson	LMP2	<b>Memo ROJAS</b>	3:30.658	22	3.430	0.010 232.9
17	22 United Autosports	Ligier JSP217 - Gibson	LMP2	<b>Philip HANSON</b>	3:30.783	42	3.555	0.125 232.7
18	40 G-Drive Racing	Oreca 07 - Gibson	LMP2	<b>James ALLEN</b>	3:30.862	28	3.634	0.079 232.6
19	36 Signatech Alpine Matmut	Alpine A470 - Gibson	LMP2	<b>Pierre THIRIET</b>	3:30.916	30	3.688	0.054 232.6
20	37 Jackie Chan DC Racing	Oreca 07 - Gibson	LMP2	<b>Jazeman JAARFAR</b>	3:31.034	24	3.806	0.118 232.4
21	31 Dragonspeed	Oreca 07 - Gibson	LMP2	<b>Roberto GONZALEZ</b>	3:31.201	16	3.973	0.167 232.3
22	31 Dragonspeed	Oreca 07 - Gibson	LMP2	<b>Pastor MALDONADO</b>	3:31.367	37	4.139	0.166 232.1
23	39 Graff-SO24	Oreca 07 - Gibson	LMP2	<b>Vincent CAPILLAIRE</b>	3:31.584	20	4.356	0.217 231.8



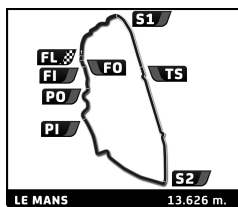


## FIA WEC Official Test - 86<sup>e</sup> Edition des 24 Heures du Mans After Test Session

### Classification by Driver And Class Fastest Lap



Nr	Team	Car	Class	Driver	Time	Laps	Gap	Kph
24	35 SMP Racing	Dallara P217 - Gibson	LMP2	Norman NATO	3:31.646	23	4.418	0.062 231.8
25	23 Panis Barthez Competition	Ligier JSP217 - Gibson	LMP2	William STEVENS	3:31.673	19	4.445	0.027 231.7
26	39 Graff-SO24	Oreca 07 - Gibson	LMP2	Jonathan HIRSCHI	3:31.798	22	4.570	0.125 231.6
27	40 G-Drive Racing	Oreca 07 - Gibson	LMP2	Jose GUTIERREZ	3:32.079	23	4.851	0.281 231.3
28	47 Cetilar Villorba Corse	Dallara P217 - Gibson	LMP2	Giorgio SERNAGIOTTO	3:32.117	34	4.889	0.038 231.3
29	32 United Autosports	Ligier JSP217 - Gibson	LMP2	Juan Pablo MONTOYA	3:32.363	35	5.135	0.246 231.0
30	44 Eurasia Motorsport	Ligier JSP217 - Gibson	LMP2	Niclas JÖNSSON	3:32.532	31	5.304	0.169 230.8
31	37 Jackie Chan DC Racing	Oreca 07 - Gibson	LMP2	Nabil JEFFRI	3:32.597	19	5.369	0.065 230.7
32	38 Jackie Chan DC Racing	Oreca 07 - Gibson	LMP2	Gabriel AUBRY	3:32.626	27	5.398	0.029 230.7
33	29 Racing Team Nederland	Dallara P217 - Gibson	LMP2	Giedo VAN DER GARDE	3:32.723	26	5.495	0.097 230.6
34	25 Algarve Pro Racing	Ligier JSP217 - Gibson	LMP2	Matthew MCMURRY	3:32.752	13	5.524	0.029 230.6
35	32 United Autosports	Ligier JSP217 - Gibson	LMP2	Will OWEN	3:32.909	19	5.681	0.157 230.4
36	44 Eurasia Motorsport	Ligier JSP217 - Gibson	LMP2	Andrea BERTOLINI	3:32.929	16	5.701	0.020 230.4
37	32 United Autosports	Ligier JSP217 - Gibson	LMP2	Hugo DE SADELEER	3:33.007	16	5.779	0.078 230.3
38	34 Jackie Chan DC Racing	Ligier JSP217 - Gibson	LMP2	Ricky TAYLOR	3:33.037	19	5.809	0.030 230.3
39	37 Jackie Chan DC Racing	Oreca 07 - Gibson	LMP2	Weiron TAN	3:33.260	25	6.032	0.223 230.0
40	48 IDEC Sport	Oreca 07 - Gibson	LMP2	Paul LAFARGUE	3:33.621	38	6.393	0.361 229.6
41	23 Panis Barthez Competition	Ligier JSP217 - Gibson	LMP2	Jules CANAL	3:33.947	15	6.719	0.326 229.3
42	23 Panis Barthez Competition	Ligier JSP217 - Gibson	LMP2	Timothé BURET	3:34.536	20	7.308	0.589 228.6
43	35 SMP Racing	Dallara P217 - Gibson	LMP2	Harrison NEWEY	3:34.623	19	7.395	0.087 228.6
44	34 Jackie Chan DC Racing	Ligier JSP217 - Gibson	LMP2	David HEINEMIER HANSSON	3:35.213	19	7.985	0.590 227.9
45	23 Panis Barthez Competition	Ligier JSP217 - Gibson	LMP2	Tristan VAUTIER	3:35.279	10	8.051	0.066 227.9
46	34 Jackie Chan DC Racing	Ligier JSP217 - Gibson	LMP2	Côme LEDOGAR	3:35.648	26	8.420	0.369 227.5
47	35 SMP Racing	Dallara P217 - Gibson	LMP2	Victor SHAITAR	3:36.714	9	9.486	1.066 226.4
48	29 Racing Team Nederland	Dallara P217 - Gibson	LMP2	Jan LAMMERS	3:37.146	16	9.918	0.432 225.9
49	39 Graff-SO24	Oreca 07 - Gibson	LMP2	Alexandre COUGNAUD	3:37.222	6	9.994	0.076 225.8
50	47 Cetilar Villorba Corse	Dallara P217 - Gibson	LMP2	Roberto LACORTE	3:38.309	26	11.081	1.087 224.7
51	28 TDS Racing	Oreca 07 - Gibson	LMP2	François PERRODO	3:38.437	39	11.209	0.128 224.6
52	33 Jackie Chan DC Racing	Ligier JSP217 - Gibson	LMP2	Nicholas BOULLE	3:38.657	34	11.429	0.220 224.3
53	33 Jackie Chan DC Racing	Ligier JSP217 - Gibson	LMP2	David CHENG	3:39.194	30	11.966	0.537 223.8
54	29 Racing Team Nederland	Dallara P217 - Gibson	LMP2	Frits VAN EERD	3:40.925	24	13.697	1.731 222.0
55	50 Larbre Competition	Ligier JSP217 - Gibson	LMP2	Romano RICCI	3:40.926	26	13.698	0.001 222.0
56	35 SMP Racing	Dallara P217 - Gibson	LMP2	Anders FJORDBACH	3:43.172	11	15.944	2.246 219.8
57	50 Larbre Competition	Ligier JSP217 - Gibson	LMP2	Erwin CREED	3:43.658	16	16.430	0.486 219.3
58	50 Larbre Competition	Ligier JSP217 - Gibson	LMP2	Thomas DAGONEAU	3:44.115	16	16.887	0.457 218.9
59	25 Algarve Pro Racing	Ligier JSP217-Gibson	LMP2	Ryan CULLEN	3:44.790	10	17.562	0.675 218.2
60	33 Jackie Chan DC Racing	Ligier JSP217 - Gibson	LMP2	Pierre NICOLET	3:45.729	22	18.501	0.939 217.3
61	25 Algarve Pro Racing	Ligier JSP217-Gibson	LMP2	Mark PATTERSON	3:48.433	11	21.205	2.704 214.7
62	44 Eurasia Motorsport	Ligier JSP217 - Gibson	LMP2	Tracy KROHN	3:49.062	31	21.834	0.629 214.1
63	25 Algarve Pro Racing	Ligier JSP217-Gibson	LMP2	Tacksung KIM	3:52.193	11	24.965	3.131 211.3
64	25 Algarve Pro Racing	Ligier JSP217-Gibson	LMP2	Ate DE JONG	3:53.258	16	26.030	1.065 210.3
22	United Autosports	Ligier JSP217 - Gibson	LMP2	Wayne BOYD				
32	United Autosports	Ligier JSP217 - Gibson	LMP2	Wayne BOYD				
<b>LMGTE Pro</b>								
1	93 Porsche GT Team	Porsche 911 RSR	LMGTE Pro	Patrick PILET	3:52.551	27		210.9
2	91 Porsche GT Team	Porsche 911 RSR	LMGTE Pro	Gianmaria BRUNI	3:52.647	29	0.096	0.096 210.8
3	91 Porsche GT Team	Porsche 911 RSR	LMGTE Pro	Frédéric MAKOWIECKI	3:52.791	25	0.240	0.144 210.7
4	67 Ford Chip Ganassi Team UK	Ford GT	LMGTE Pro	Andy PRIAULX	3:53.008	34	0.457	0.217 210.5
5	66 Ford Chip Ganassi Team UK	Ford GT	LMGTE Pro	Olivier PLA	3:53.052	27	0.501	0.044 210.5
6	68 Ford Chip Ganassi Team USA	Ford GT	LMGTE Pro	Dirk MÜLLER	3:53.064	27	0.513	0.012 210.5
7	66 Ford Chip Ganassi Team UK	Ford GT	LMGTE Pro	Stefan MÜCKE	3:53.263	30	0.712	0.199 210.3
8	67 Ford Chip Ganassi Team UK	Ford GT	LMGTE Pro	Harry TINCKNELL	3:53.303	42	0.752	0.040 210.3
9	69 Ford Chip Ganassi Team USA	Ford GT	LMGTE Pro	Richard WESTBROOK	3:53.476	42	0.925	0.173 210.1
10	92 Porsche GT Team	Porsche 911 RSR	LMGTE Pro	Michael CHRISTENSEN	3:53.877	17	1.326	0.401 209.7
11	69 Ford Chip Ganassi Team USA	Ford GT	LMGTE Pro	Ryan BRISCOE	3:53.881	24	1.330	0.004 209.7
12	81 BMW Team MTEK	BMW M8 GTE	LMGTE Pro	Nicky CATSBURG	3:53.946	41	1.395	0.065 209.7
13	68 Ford Chip Ganassi Team USA	Ford GT	LMGTE Pro	Joey HAND	3:54.098	33	1.547	0.152 209.5
14	91 Porsche GT Team	Porsche 911 RSR	LMGTE Pro	Richard LIETZ	3:54.112	23	1.561	0.014 209.5
15	71 AF Corse	Ferrari 488 GTE EVO	LMGTE Pro	Sam BIRD	3:54.137	19	1.586	0.025 209.5
16	64 Corvette Racing - GM	Chevrolet Corvette C7.R	LMGTE Pro	Oliver GAVIN	3:54.179	21	1.628	0.042 209.5



# FIA WEC

## Official Test - 86<sup>e</sup> Edition des 24 Heures du Mans

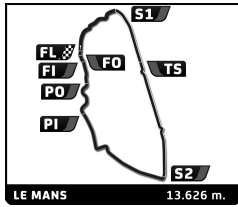
### After Test Session

### Classification by Driver And Class Fastest Lap



Nr	Team	Car	Class	Driver	Time	Laps	Gap	Kph
17	66 Ford Chip Ganassi Team UK	Ford GT	LMGTE Pro	Billy JOHNSON	3:54.188	23	1.637	0.009 209.5
18	63 Corvette Racing - GM	Chevrolet Corvette C7.R	LMGTE Pro	Antonio GARCIA	3:54.217	30	1.666	0.029 209.4
19	52 AF Corse	Ferrari 488 GTE EVO	LMGTE Pro	Antonio GIOVINAZZI	3:54.278	26	1.727	0.061 209.4
20	92 Porsche GT Team	Porsche 911 RSR	LMGTE Pro	Laurens VANTHOOR	3:54.312	16	1.761	0.034 209.4
21	92 Porsche GT Team	Porsche 911 RSR	LMGTE Pro	Kevin ESTRE	3:54.419	21	1.868	0.107 209.3
22	64 Corvette Racing - GM	Chevrolet Corvette C7.R	LMGTE Pro	Marcel FÄSSLER	3:54.425	24	1.874	0.006 209.3
23	93 Porsche GT Team	Porsche 911 RSR	LMGTE Pro	Earl BAMBER	3:54.530	14	1.979	0.105 209.2
24	71 AF Corse	Ferrari 488 GTE EVO	LMGTE Pro	Davide RIGON	3:54.538	32	1.987	0.008 209.1
25	64 Corvette Racing - GM	Chevrolet Corvette C7.R	LMGTE Pro	Tommy MILNER	3:54.555	21	2.004	0.017 209.1
26	63 Corvette Racing - GM	Chevrolet Corvette C7.R	LMGTE Pro	Jan MAGNUSSEN	3:54.593	38	2.042	0.038 209.1
27	51 AF Corse	Ferrari 488 GTE EVO	LMGTE Pro	James CALADO	3:54.672	22	2.121	0.079 209.0
28	94 Porsche GT Team	Porsche 911 RSR	LMGTE Pro	Sven MÜLLER	3:54.782	24	2.231	0.110 208.9
29	51 AF Corse	Ferrari 488 GTE EVO	LMGTE Pro	Daniel SERRA	3:54.948	19	2.397	0.166 208.8
30	71 AF Corse	Ferrari 488 GTE EVO	LMGTE Pro	Miguel MOLINA	3:54.988	19	2.437	0.040 208.7
31	94 Porsche GT Team	Porsche 911 RSR	LMGTE Pro	Romain DUMAS	3:55.136	14	2.585	0.148 208.6
32	93 Porsche GT Team	Porsche 911 RSR	LMGTE Pro	Nick TANDY	3:55.136	15	2.585	208.6
33	52 AF Corse	Ferrari 488 GTE EVO	LMGTE Pro	Toni VILANDER	3:55.706	30	3.155	0.570 208.1
34	82 BMW Team MTEK	BMW M8 GTE	LMGTE Pro	Antonio FELIX DA COSTA	3:55.910	34	3.359	0.204 207.9
35	81 BMW Team MTEK	BMW M8 GTE	LMGTE Pro	Martin TOMCZYK	3:56.101	42	3.550	0.191 207.8
36	51 AF Corse	Ferrari 488 GTE EVO	LMGTE Pro	Alessandro PIER GUIDI	3:56.352	20	3.801	0.251 207.5
37	52 AF Corse	Ferrari 488 GTE EVO	LMGTE Pro	Luis Felipe DERANI	3:56.417	25	3.866	0.065 207.5
38	82 BMW Team MTEK	BMW M8 GTE	LMGTE Pro	Alexander SIMS	3:56.639	35	4.088	0.222 207.3
39	94 Porsche GT Team	Porsche 911 RSR	LMGTE Pro	Timo BERNHARD	3:56.973	28	4.422	0.334 207.0
40	97 Aston Martin Racing	Aston Martin Vantage AMR	LMGTE Pro	Alexander LYNN	3:57.488	25	4.937	0.515 206.6
41	92 Porsche GT Team	Porsche 911 RSR	LMGTE Pro	Dirk WERNER	3:57.667	16	5.116	0.179 206.4
42	93 Porsche GT Team	Porsche 911 RSR	LMGTE Pro	Dirk WERNER	3:57.749	12	5.198	0.082 206.3
43	97 Aston Martin Racing	Aston Martin Vantage AMR	LMGTE Pro	Maxime MARTIN	3:58.336	25	5.785	0.587 205.8
44	95 Aston Martin Racing	Aston Martin Vantage AMR	LMGTE Pro	Marco SØRENSEN	3:59.614	14	7.063	1.278 204.7
45	97 Aston Martin Racing	Aston Martin Vantage AMR	LMGTE Pro	Jonathan ADAM	3:59.695	17	7.144	0.081 204.7
46	95 Aston Martin Racing	Aston Martin Vantage AMR	LMGTE Pro	Darren TURNER	4:00.046	18	7.495	0.351 204.4
95	Aston Martin Racing	Aston Martin Vantage AMR	LMGTE Pro	Nicki THIMM				
<b>LMGTE Am</b>								
1	77 Dempsey - Proton Racing	Porsche 911 RSR	LMGTE Am	Julien ANDLAUER	3:55.970	29		207.9
2	54 Spirit of Race	Ferrari F488 GTE	LMGTE Am	Giancarlo FISICHELLA	3:56.269	19	0.299	0.299 207.6
3	77 Dempsey - Proton Racing	Porsche 911 RSR	LMGTE Am	Matt CAMPBELL	3:56.482	16	0.512	0.213 207.4
4	61 Clearwater Racing	Ferrari F488 GTE	LMGTE Am	Matthew GRIFFIN	3:56.672	20	0.702	0.190 207.3
5	88 Dempsey - Proton Racing	Porsche 911 RSR	LMGTE Am	Matteo CAIROLI	3:56.946	18	0.976	0.274 207.0
6	54 Spirit of Race	Ferrari F488 GTE	LMGTE Am	Francesco CASTELLACCI	3:57.224	27	1.254	0.278 206.8
7	99 Proton Competition	Porsche 911 RSR	LMGTE Am	Patrick LONG	3:57.515	9	1.545	0.291 206.5
8	85 Keating Motorsports	Ferrari F488 GTE	LMGTE Am	Jeroen BLEEKEMOLEN	3:57.572	22	1.602	0.057 206.5
9	84 JMW Motorsport	Ferrari F488 GTE	LMGTE Am	Jeffrey SEGAL	3:57.781	20	1.811	0.209 206.3
10	85 Keating Motorsports	Ferrari F488 GTE	LMGTE Am	Luca STOLZ	3:57.972	18	2.002	0.191 206.1
11	61 Clearwater Racing	Ferrari F488 GTE	LMGTE Am	Keita SAWA	3:58.569	20	2.599	0.597 205.6
12	86 Gulf Racing UK	Porsche 911 RSR	LMGTE Am	Alexander DAVISON	3:58.904	17	2.934	0.335 205.3
13	70 MR Racing	Ferrari F488 GTE	LMGTE Am	Olivier BERETTA	3:58.925	8	2.955	0.021 205.3
14	56 Team Project 1	Porsche 911 RSR	LMGTE Am	Jörg BERGMEISTER	3:59.233	12	3.263	0.308 205.0
15	90 TF Sport	Aston Martin Vantage	LMGTE Am	Euan HANKEY	3:59.566	8	3.596	0.333 204.8
16	86 Gulf Racing UK	Porsche 911 RSR	LMGTE Am	Benjamin BARKER	3:59.909	27	3.939	0.343 204.5
17	90 TF Sport	Aston Martin Vantage	LMGTE Am	Charles EASTWOOD	4:00.130	26	4.160	0.221 204.3
18	85 Keating Motorsports	Ferrari F488 GTE	LMGTE Am	Ben KEATING	4:00.462	29	4.492	0.332 204.0
19	80 Ebimotors	Porsche 911 RSR	LMGTE Am	Fabio BABINI	4:00.673	15	4.703	0.211 203.8
20	54 Spirit of Race	Ferrari F488 GTE	LMGTE Am	Thomas FLOHR	4:01.148	36	5.178	0.475 203.4
21	56 Team Project 1	Porsche 911 RSR	LMGTE Am	Patrick LINDSEY	4:01.187	16	5.217	0.039 203.4
22	98 Aston Martin Racing	Aston Martin Vantage	LMGTE Am	Paul DALLA LANA	4:01.224	14	5.254	0.037 203.4
23	84 JMW Motorsport	Ferrari F488 GTE	LMGTE Am	Cooper MACNEIL	4:01.559	23	5.589	0.335 203.1
24	99 Proton Competition	Porsche 911 RSR	LMGTE Am	Spencer PUMPELLY	4:01.570	19	5.600	0.011 203.1
25	98 Aston Martin Racing	Aston Martin Vantage	LMGTE Am	Pedro LAMY	4:01.624	10	5.654	0.054 203.0
26	70 MR Racing	Ferrari F488 GTE	LMGTE Am	Edward CHEEVER	4:01.855	25	5.885	0.231 202.8
27	77 Dempsey - Proton Racing	Porsche 911 RSR	LMGTE Am	Christian RIED	4:01.901	35	5.931	0.046 202.8
28	86 Gulf Racing UK	Porsche 911 RSR	LMGTE Am	Michael WAINWRIGHT	4:02.573	21	6.603	0.672 202.2





**FIA WEC**  
**Official Test - 86<sup>e</sup> Edition des 24 Heures du Mans**  
**After Test Session**



**Classification by Driver And Class Fastest Lap**

Nr	Team	Car	Class	Driver	Time	Laps	Gap	Kph
29	56 Team Project 1	Porsche 911 RSR	LMGTE Am	<b>Egidio PERFETTI</b>	4:03.182	15	7.212	0.609 201.7
30	90 TF Sport	Aston Martin Vantage	LMGTE Am	<b>Salih YOLUC</b>	4:03.224	25	7.254	0.042 201.7
31	84 JMW Motorsport	Ferrari F488 GTE	LMGTE Am	<b>Liam GRIFFIN</b>	4:03.388	25	7.418	0.164 201.5
32	88 Dempsey - Proton Racing	Porsche 911 RSR	LMGTE Am	<b>Giorgio RODA</b>	4:03.871	29	7.901	0.483 201.1
33	88 Dempsey - Proton Racing	Porsche 911 RSR	LMGTE Am	<b>Khaled AL QUBAISI</b>	4:04.129	21	8.159	0.258 200.9
34	98 Aston Martin Racing	Aston Martin Vantage	LMGTE Am	<b>Mathias LAUDA</b>	4:05.928	3	9.958	1.799 199.5
35	61 Clearwater Racing	Ferrari F488 GTE	LMGTE Am	<b>Weng Sun MOK</b>	4:06.742	36	10.772	0.814 198.8
36	80 Ebimotors	Porsche 911 RSR	LMGTE Am	<b>Erik MARIS</b>	4:07.999	9	12.029	1.257 197.8
37	70 MR Racing	Ferrari F488 GTE	LMGTE Am	<b>Motoaki ISHIKAWA</b>	4:08.044	29	12.074	0.045 197.8
38	99 Proton Competition	Porsche 911 RSR	LMGTE Am	<b>Timothy PAPPAS</b>	4:11.252	30	15.282	3.208 195.2
	80 Ebimotors	Porsche 911 RSR	LMGTE Am	<b>Christina NIELSEN</b>		1		
	56 Team Project 1	Porsche 911 RSR	LMGTE Am	<b>Nicholas YELLOLY</b>				

Published at: .....

<b>Race Director:</b>	<b>Timekeeper:</b>
-----------------------	--------------------

