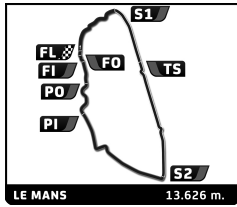




ASTON MARTIN  
RACING



# Aston Martin Racing LeMans Festival 2018

86<sup>o</sup> Edition des 24 Heures du Mans

Free Practice 1

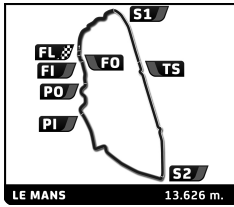
## Analysis

Personal Best Session Best B Crossing the finish line in pit lane

Lap	D	Time	Sector 1	Sector 2	Sector 3	Kph	Elapsed	Lap	D	Time	Sector 1	Sector 2	Sector 3	Kph	Elapsed
<b>1</b> <b>Beechdean AMR</b> <span style="float:right">GT4</span>															
1. Andrew HOWARD															
2. David RICHARDS															
1	1	6:33.249 B	2:06.731	1:59.369	2:27.149	123.4	6:33.249	1	1	5:48.966	1:31.360	1:56.461	2:21.145	139.1	5:48.966
2	1	6:14.198	2:10.441	1:47.182	2:16.575	131.1	12:47.447	2	1	4:42.789 B	44.103	1:36.888	2:21.798	173.5	10:31.755
3	1	4:40.081	45.325	1:44.410	2:10.346	175.1	17:27.528	3	1	8:18.311	4:18.148	1:38.842	2:21.321	98.4	18:50.066
4	1	4:35.457	43.833	1:43.735	2:07.889	178.1	22:02.985	4	1	4:35.876	45.858	1:42.244	2:07.774	177.8	23:25.942
5	1	4:32.323	43.406	1:42.684	2:06.233	180.1	26:35.308	5	1	4:37.184	52.850	1:38.108	2:06.226	177.0	28:03.126
6	1	4:31.267	43.661	1:42.607	2:04.999	180.8	31:06.575	6	1	4:40.291	44.616	1:38.905	2:16.770	175.0	32:43.417
7	1	4:28.237	42.290	1:40.743	2:05.204	182.9	35:34.812	7	1	4:37.282 B	43.339	1:34.621	2:19.322	176.9	37:20.699
8	1	4:28.952	43.190	1:42.560	2:03.202	182.4	40:03.764	8	1	7:43.050	4:04.670	1:34.936	2:03.444	105.9	45:03.749
9	1	4:26.501	42.114	1:41.710	2:02.677	184.1	44:30.265								
10	1	4:26.976	42.658	1:40.559	2:03.759	183.7	48:57.241								
<b>3</b> <b>Aston Martin Racing</b> <span style="float:right">INV-GT3</span>															
1. Ross GUNN															
1	1	7:26.830 B	3:09.140	2:04.297	2:13.393	108.6	7:26.830	1	1	5:45.222	2:53.014	2:15.797	2:36.411	104.3	7:45.222
2	1	7:06.704	3:47.586	1:30.220	1:48.898	115.0	14:33.534	2	1	5:02.668	49.636	1:50.756	2:22.276	162.1	12:47.890
3	1	3:59.727	37.432	1:32.286	1:50.009	204.6	18:33.261	3	1	4:48.298	47.548	1:45.886	2:14.864	170.1	17:36.188
4	1	3:52.433	36.784	1:29.058	1:46.591	211.0	22:25.694	4	1	4:46.586	45.065	1:45.629	2:15.892	171.2	22:22.774
5	1	4:09.072 B	42.583	1:29.483	1:57.006	196.9	26:34.766	5	1	5:09.375 B	49.336	1:44.894	2:35.145	158.6	27:32.149
6	1	17:29.699	...	1:29.923	1:45.991	46.7	44:04.465	6	1	9:14.499	4:54.219	1:55.533	2:24.747	88.5	36:46.648
7	1	3:58.570	37.067	1:29.230	1:52.273	205.6	48:03.035	7	1	4:39.614	44.716	1:44.301	2:10.597	175.4	41:26.262
8	1	5:31.444 B	43.937	1:43.505	3:04.002	148.0	46:57.706	8	1	5:31.444 B	43.937	1:43.505	3:04.002	148.0	46:57.706
<b>4</b> <b>Aston Martin Belgium</b> <span style="float:right">GT4</span>															
1. Arnold HERREMAN															
1	1	7:28.818	2:29.371	2:24.292	2:35.155	108.1	7:28.818	1	1	7:10.467	1:59.975	2:18.742	2:51.750	112.7	7:10.467
2	1	5:23.381 B	53.676	1:56.365	2:33.340	151.7	12:52.199	2	1	5:34.118	58.379	2:00.914	2:34.825	146.8	12:44.585
3	1	6:16.388	2:02.553	1:52.222	2:21.613	130.3	19:08.587	3	1	5:21.072	54.376	1:56.439	2:30.257	152.8	18:05.657
4	1	4:54.624	48.773	1:49.391	2:16.460	166.5	24:03.211	4	1	5:15.105	52.253	1:55.075	2:27.777	155.7	23:20.762
5	1	4:48.953	46.584	1:47.227	2:15.142	169.8	28:52.164	5	1	5:10.583	50.945	1:54.843	2:24.795	157.9	28:31.345
6	1	4:48.096	46.818	1:46.856	2:14.422	170.3	33:40.260	6	1	5:03.850	49.359	1:50.703	2:23.788	161.4	33:35.195
7	1	4:47.364	46.075	1:46.039	2:15.250	170.7	38:27.624	7	1	5:03.033	49.653	1:50.777	2:22.603	161.9	38:38.228
8	1	4:51.219	46.833	1:46.942	2:17.444	168.4	43:18.843	8	1	5:04.416	51.490	1:51.439	2:21.487	161.1	43:42.644
9	1	4:51.776	47.088	1:47.546	2:17.142	168.1	48:10.619	9	1	4:53.818	48.803	1:46.503	2:18.512	167.0	48:36.462
<b>6</b> <b>Aston Martin Performance Centre</b> <span style="float:right">INV-Vulcan</span>															
1. Gleb STEPANOV															
2. Stephen TOMKINS															
1	1	5:43.764	1:22.002	1:59.504	2:22.258	141.2	5:43.764	1	1	5:06.484	1:04.173	1:49.787	2:12.524	158.3	5:06.484
2	1	4:44.506 B	47.455	1:37.322	2:19.729	172.4	10:28.270	2	1	4:23.195	42.151	1:39.170	2:01.874	186.4	9:29.679
3	1	7:39.470	3:53.367	1:42.750	2:03.353	106.8	18:07.740	3	1	4:13.987	39.912	1:36.619	1:57.456	193.1	13:43.666
4	1	4:34.340 B	43.649	1:33.318	2:17.373	178.8	22:42.080	4	1	4:14.181	41.261	1:35.026	1:57.894	193.0	17:57.847
5	1	8:09.601	4:26.639	1:38.025	2:04.937	100.2	30:51.681	5	1	4:14.281	39.023	1:34.511	2:00.747	192.9	22:12.128
6	1	4:20.868	43.933	1:34.018	2:02.917	188.0	35:12.549	6	1	4:12.188	38.889	1:35.732	1:57.567	194.5	26:24.316
7	1	4:18.841	42.818	1:33.807	2:02.216	189.5	39:31.390	7	1	4:09.516	39.320	1:33.972	1:56.224	196.6	30:33.832
8	1	4:30.239 B	40.629	1:37.231	2:12.379	181.5	44:01.629	8	1	4:07.207	38.542	1:34.344	1:54.321	198.4	34:41.039
9	1	4:11.045	41.924	1:33.897	1:55.224	195.4	38:52.084	9	1	4:11.045	41.924	1:33.897	1:55.224	195.4	38:52.084
10	1	4:08.507	38.551	1:35.709	1:54.247	197.4	43:00.591	10	1	4:08.507	38.551	1:35.709	1:54.247	197.4	43:00.591
11	1	4:14.210 B	38.955	1:34.925	2:00.330	193.0	47:14.801	11	1	4:14.210 B	38.955	1:34.925	2:00.330	193.0	47:14.801
<b>7</b> <b>Street Art Racing</b> <span style="float:right">GT4</span>															
1. Jean Marc BOURDOUCH															
2. Albert BLOEM															
1	1	8:17.542 B	2:37.194	2:29.201	3:11.147	97.5	8:17.542	1	1	5:10.124	1:09.168	1:49.844	2:11.112	156.5	5:10.124
2	1	7:24.702	2:44.398	1:56.492	2:43.812	110.3	15:42.244	2	1	4:36.352	44.322	1:45.032	2:06.998	177.5	9:46.476
3	1	5:16.272	51.667	1:54.169	2:30.436	155.1	20:58.516	3	1	4:31.861	42.878	1:43.327	2:05.656	180.4	14:18.337
4	1	5:27.560 B	52.592	1:55.544	2:39.424	149.8	26:26.076	4	1	4:43.289 B	42.820	1:41.439	2:19.030	173.2	19:01.626
5	1	8:05.765	3:30.354	2:00.829	2:34.582	101.0	34:31.841	5	1	7:18.049	3:29.084	1:43.378	2:05.587	112.0	26:19.675
6	1	5:13.972	53.440	1:54.343	2:26.189	156.2	39:45.813	6	1	4:42.722	43.546	1:42.049	2:17.127	173.5	31:02.397
7	1	5:16.135	51.362	1:53.086	2:31.687	155.2	45:01.948								
<b>8</b> <b>Aston Martin Performance Centre</b> <span style="float:right">INV-Vulcan</span>															
1. Akinari MIURA															
2. Toru NAKANO															
1	1	5:48.966	1:31.360	1:56.461	2:21.145	139.1	5:48.966	1	1	5:10.124	1:09.168	1:49.844	2:11.112	156.5	5:10.124
2	1	4:42.789 B	44.103	1:36.888	2:21.798	173.5	10:31.755	2	1	4:36.352	44.322	1:45.032	2:06.998	177.5	9:46.476
3	1	8:18.311	4:18.148	1:38.842	2:21.321	98.4	18:50.066	3	1	4:31.861	42.878	1:43.327	2:05.656	180.4	14:18.337
4	1	4:35.876	45.858	1:42.244	2:07.774	177.8	23:25.942	4	1	4:43.289 B	42.820	1:41.439	2:19.030	173.2	19:01.626
5	1	4:37.184	52.850	1:38.108	2:06.226	177.0	28:03.126	5	1	7:18.049	3:29.084	1:43.378	2:05.587	112.0	26:19.675
6	1	4:40.291	44.616	1:38.905	2:16.770	175.0	32:43.417	6	1	4:42.722	43.546	1:42.049	2:17.127	173.5	31:02.397
7	1	4:37.282 B	43.339	1:34.621	2:19.322	176.9	37:20.699								
8	1	7:43.050	4:04.670	1:34.936	2:03.444	105.9	45:03.749								
<b>9</b> <b>22GT Racing</b> <span style="float:right">GT4</span>															
1. Dean GIBBS															
2. Richard MARSH															
1	1	5:45.222	2:53.014	2:15.797	2:36.411	104.3	7:45.222	1	1	5:10.124	1:09.168	1:49.844	2:11.112	156.5	5:10.124
2	1	5:02.668	49.636	1:50.756	2:22.276	162.1	12:47.890	2	1	4:36.352	44.322	1:45.032	2:06.998	177.5	9:46.476
3	1	4:48.298	47.548	1:45.886	2:14.864	170.1	17:36.188	3	1	4:31.861	42.878	1:43.327	2:05.656	180.4	14:18.337
4	1	4:46.586	45.065	1:45.629	2:15.892	171.2	22:22.774	4	1	4:43.289 B	42.820	1:41.439	2:19.030	173.2	19:01.626
5	1	5:09.375 B	49.336												



ASTON MARTIN  
RACING



# Aston Martin Racing LeMans Festival 2018

86<sup>o</sup> Edition des 24 Heures du Mans

Free Practice 1

## Analysis

■ Personal Best ■ Session Best ■ Crossing the finish line in pit lane

Lap	D	Time	Sector 1	Sector 2	Sector 3	Kph	Elapsed	Lap	D	Time	Sector 1	Sector 2	Sector 3	Kph	Elapsed
7	1	4:46.898	42.696	1:41.941	2:22.261	171.0	35:49.295	1	1	7:30.554	2:30.498	2:24.465	2:35.591	107.7	7:30.554
8	1	4:32.775	<b>42.256</b>	1:42.940	2:07.579	179.8	40:22.070	2	1	5:16.228	52.280	1:57.293	2:26.655	155.1	12:46.782
9	1	4:34.144	43.469	1:43.714	2:06.961	178.9	44:56.214	3	1	5:29.300	<b>B</b> 52.794	1:54.874	2:41.632	149.0	18:16.082
10	1	4:58.018	<b>B</b> 43.362	1:42.770	2:31.886	164.6	49:54.232	4	1	8:16.615	3:59.268	1:53.960	2:23.387	98.8	26:32.697

13		Motohistorics		INV-GT2			
		1. Shaun LYNN					
1	1	5:17.299	<b>B</b> 1:06.235	1:50.010	2:21.054	153.0	5:17.299
2	1	7:28.139	3:35.359	1:42.692	2:10.088	109.5	12:45.438
3	1	4:27.096	42.045	1:40.637	2:04.414	183.7	17:12.534
4	1	4:34.674	41.757	1:39.039	2:13.878	178.6	21:47.208
5	1	4:25.208	43.149	1:40.195	2:01.864	185.0	26:12.416
6	1	4:30.684	<b>B</b> 40.573	1:38.896	2:11.215	181.2	30:43.100
7	1	7:56.650	4:15.388	1:39.423	2:01.839	102.9	38:39.750
8	1	4:18.945	41.212	1:38.581	1:59.152	189.4	42:58.695
9	1	<b>4:16.605</b>	<b>40.020</b>	<b>1:37.755</b>	<b>1:58.830</b>	191.2	47:15.300

14		Aston Martin Performance Centre		INV-Vulcan			
		1. Peter DUMBRECK					
		2. Chris HARRIS					
1	1	4:56.688	1:08.313	1:42.534	2:05.841	163.6	4:56.688
2	1	3:59.868	<b>38.410</b>	1:30.870	1:50.588	204.5	8:56.556
3	1	3:59.425	38.815	1:29.695	1:50.915	204.9	12:55.981
4	1	<b>3:58.974</b>	39.106	1:29.513	1:50.355	205.3	16:54.955
5	1	4:10.958	<b>B</b> 38.476	<b>1:29.325</b>	2:03.157	195.5	21:05.913
6	1	9:02.851	5:28.054	1:35.901	1:58.896	90.4	30:08.764
7	1	4:06.588	40.434	1:31.287	1:54.867	198.9	34:15.352
8	1	4:09.465	39.245	1:34.987	1:55.233	196.6	38:24.817
9	1	4:20.141	<b>B</b> 39.697	1:31.987	2:08.457	188.6	42:44.958
10	1	5:48.159	2:28.674	1:31.356	<b>1:48.129</b>	140.9	48:33.117

15		Whitebridge AMR		GT4			
		1. Bonamy GRIMES					
		2. Johnny MOWLEM					
1	1	5:30.101	1:34.626	1:47.095	2:08.380	147.0	5:30.101
2	1	4:28.212	43.369	1:41.246	2:03.597	182.9	9:58.313
3	1	<b>4:24.998</b>	<b>42.324</b>	<b>1:40.212</b>	<b>2:02.462</b>	185.1	14:23.311
4	1	4:38.907	<b>B</b> 42.362	1:40.314	2:16.231	175.9	19:02.218
5	1	6:54.643	2:59.381	1:45.717	2:09.545	118.3	25:56.861
6	1	4:31.949	43.843	1:41.995	2:06.111	180.4	30:28.810
7	1	4:27.521	43.199	1:40.565	2:03.757	183.4	34:56.331
8	1	4:30.831	42.999	1:41.247	2:06.585	181.1	39:27.162
9	1	4:38.406	<b>B</b> 43.127	1:42.668	2:12.611	176.2	44:05.568

17		Sporting and Historic Cars		INV-DBR9			
		1. Dieter ROSCHMANN					
		2. Dominik ROCHMANN					
1	1	5:31.241	1:22.959	1:56.691	2:11.591	146.5	5:31.241
2	1	4:29.210	42.981	1:42.531	2:03.698	182.2	10:00.451
3	1	4:13.676	41.045	1:36.065	1:56.566	193.4	14:14.127
4	1	4:23.671	<b>B</b> 40.884	1:35.804	2:06.983	186.0	18:37.798
5	1	6:44.681	3:13.906	1:35.098	1:55.677	121.2	25:22.479
6	1	4:09.771	38.701	1:34.582	1:56.488	196.4	29:32.250
7	1	4:09.641	<b>38.415</b>	1:33.994	1:57.232	196.5	33:41.891
8	1	4:08.073	40.330	1:33.939	1:53.804	197.7	37:49.964
9	1	<b>4:05.070</b>	38.433	<b>1:33.019</b>	<b>1:53.618</b>	200.2	41:55.034
10	1	4:20.846	40.178	1:39.425	2:01.243	188.1	46:15.880

19		Aston Martin Belgium		GT4	
		1. Jean-Paul HERREMAN			

32		22GT Racing		INV-DBRS9			
		1. Tom ALEXANDER					
		2. Adrian WILLMOTT					
1	1	6:07.048	1:37.525	2:06.991	2:22.532	132.2	6:07.048
2	1	4:48.267	46.760	1:47.943	2:13.564	170.2	10:55.315
3	1	4:49.696	45.091	1:44.742	2:19.863	169.3	15:45.011
4	1	4:44.926	45.996	1:47.779	2:11.151	172.2	20:29.937
5	1	4:50.184	<b>B</b> 45.241	1:43.385	2:21.558	169.0	25:20.121
6	1	7:06.501	3:24.142	1:40.378	2:01.981	115.0	32:26.622
7	1	4:16.929	40.661	1:38.321	1:57.947	190.9	36:43.551
8	1	<b>4:14.319</b>	<b>39.834</b>	<b>1:36.552</b>	<b>1:57.933</b>	192.9	40:57.870
9	1	4:26.850	40.586	1:40.920	2:05.344	183.8	45:24.720

33		R-Motorsport		GT4			
		1. Joshua REYNOLDS					
		2. Markus LUNGSTRASS					
1	1	7:18.465	<b>B</b> 2:46.979	2:04.091	2:27.395	110.7	7:18.465
2	1	7:10.093	3:22.570	1:42.146	<b>2:05.377</b>	114.1	14:28.558
3	1	<b>4:28.883</b>	42.697	<b>1:40.476</b>	2:05.710	182.4	18:57.441
4	1	4:36.809	<b>B</b> 42.613	1:40.537	2:13.659	177.2	23:34.250
5	1	9:56.193	<b>B</b> 5:07.756	1:56.507	2:51.930	82.3	33:30.443
6	1	14:46.518	...	1:51.799	2:16.035	55.3	48:16.961

44		Generation AMR Super Racing		GT4			
		1. James HOLDER					
		2. Matthew GEORGE					
1	1	5:55.644	1:55.829	1:49.564	2:10.251	136.5	5:55.644
2	1	4:23.986	42.135	1:39.892	2:01.959	185.8	10:19.630
3	1	<b>4:21.475</b>	41.337	1:39.654	<b>2:00.484</b>	187.6	14:41.105
4	1	4:29.626	<b>B</b> 41.151	<b>1:38.872</b>	2:09.603	181.9	19:10.731
5	1	9:53.388	5:44.936	1:49.252	2:19.200	82.7	29:04.119
6	1	4:49.440	47.278	1:48.057	2:14.105	169.5	33:53.559
7	1	4:48.749	47.159	1:46.132	2:15.458	169.9	38:42.308
8	1	4:43.987	44.791	1:44.851	2:14.345	172.7	43:26.295
9	1	4:42.655	45.112	1:44.140	2:13.403	173.5	48:08.950

47		Jetstream Motorsport		GT3			
		1. Graham DAVISON					
1	1	4:44.872	57.177	1:45.762	2:01.933	170.4	4:44.872
2	1	4:13.646	41.225	1:37.018	1:55.403	193.4	8:58.518
3	1	4:15.303	<b>B</b> 38.609	1:35.105	2:01.589	192.1	13:13.821
4	1	5:49.210	2:14.334	1:33.723	2:01.153	140.5	19:03.031
5	1	4:07.428	38.595	1:34.104	1:54.729	198.3	23:10.459
6	1	4:06.339	39.616	1:33.709	1:53.014	199.1	27:16.798
7	1	4:00.205	37.537	1:32.338	1:50.330	204.2	31:17.003
8	1	<b>3:58.542</b>	<b>37.452</b>	<b>1:31.205</b>	<b>1:49.885</b>	205.6	35:15.545
9	1	4:11.177	<b>B</b> 37.953	1:31.810	2:01.414	195.3	39:26.722
10	1	7:27.290	4:00.995	1:33.394	1:52.901	109.7	46:54.012

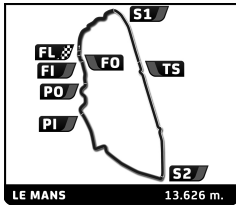
50		Aston Passion		INV-GT4			
		1. Vincent BIALOSTOTSKI					
		2. Bernard PASCAL					
1	1	8:43.397	2:07.331	2:52.940	3:43.126	92.7	8:43.397



ASTON MARTIN  
RACING



LE MANS  
FESTIVAL 2018



# Aston Martin Racing LeMans Festival 2018

## 86<sup>o</sup> Edition des 24 Heures du Mans

### Free Practice 1

## Analysis

Personal Best Session Best B Crossing the finish line in pit lane

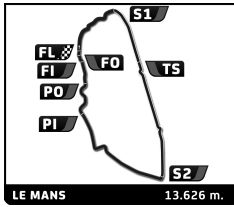
Lap	D	Time	Sector 1	Sector 2	Sector 3	Kph	Elapsed	Lap	D	Time	Sector 1	Sector 2	Sector 3	Kph	Elapsed
2	1	6:56.697 <b>B</b>	54.442	2:34.209	3:28.046	117.7	15:40.094	7	1	5:53.302	1:46.179	1:47.844	2:19.279	138.8	48:06.782
3	1	11:54.892	6:33.694	2:49.723	2:31.475	68.6	27:34.986	<b>63</b> Academy Motorsport with Automatic 1. Steven DAVISON GT4 2. Lester PHILLIPS							
4	1	5:12.803	50.114	1:50.649	2:32.040	156.8	32:47.789	1	1	7:56.224 <b>B</b>	2:50.656	2:17.190	2:48.378	101.9	7:56.224
5	1	4:57.722	48.829	<b>1:48.303</b>	2:20.590	164.8	37:45.511	2	1	7:36.552	3:19.896	1:52.601	2:24.055	107.4	15:32.776
6	1	4:58.545	<b>48.082</b>	1:48.339	2:22.124	164.3	42:44.056	3	1	<b>4:51.020</b>	46.061	1:50.382	<b>2:14.577</b>	168.6	20:23.796
7	1	<b>4:57.521</b>	48.228	1:48.984	<b>2:20.309</b>	164.9	47:41.577	4	1	4:59.340 <b>B</b>	<b>45.217</b>	1:48.310	2:25.813	163.9	25:23.136
<b>57</b> Whitebridge AMR 1. Chris MURPHY GT4 2. Barry McMAHON								5	1	8:08.004	3:49.568	1:51.210	2:27.226	100.5	33:31.140
1	1	6:15.868	1:50.749	1:59.475	2:25.644	129.1	6:15.868	6	1	5:05.689	51.331	1:51.645	2:22.713	160.5	38:36.829
2	1	4:46.562	47.660	1:46.330	<b>2:12.572</b>	171.2	11:02.430	7	1	5:01.878	49.687	1:50.403	2:21.788	162.5	43:38.707
3	1	<b>4:43.446</b>	<b>45.052</b>	<b>1:44.151</b>	2:14.243	173.1	15:45.876	8	1	4:52.684	47.730	<b>1:47.875</b>	2:17.079	167.6	48:31.391
4	1	4:53.271 <b>B</b>	45.684	1:45.588	2:21.999	167.3	20:39.147	<b>64</b> Academy Motorsport 1. TBA TBA GT4 2. TBA TBA							
5	1	8:07.304	3:38.722	1:59.141	2:29.441	100.7	28:46.451	1	1	6:25.091	2:08.755	2:02.148	2:14.188	126.0	6:25.091
6	1	5:04.618	49.312	1:51.990	2:23.316	161.0	33:51.069	2	1	4:47.955 <b>B</b>	45.126	1:43.100	2:19.729	170.4	11:13.046
7	1	5:06.360	49.314	1:54.931	2:22.115	160.1	38:57.429	3	1	12:45.913 <b>B</b>	3:16.027	<b>1:41.743</b>	7:48.143	64.0	23:58.959
8	1	5:00.873	49.884	1:49.976	2:21.013	163.0	43:58.302	4	1	10:39.953	6:37.720	1:49.220	2:13.013	76.7	34:38.912
9	1	4:58.141	48.621	1:48.335	2:21.185	164.5	48:56.443	5	1	4:41.359	46.740	1:45.304	2:09.315	174.3	39:20.271
<b>59</b> Young Driver AMR 1. Jan STRUVE INV-GT3 2. John GAW								6	1	4:37.989	<b>42.421</b>	1:47.545	<b>2:08.023</b>	176.5	43:58.260
1	1	8:00.806 <b>B</b>	2:57.248	2:14.504	2:49.054	100.9	8:00.806	7	1	<b>4:33.321</b>	42.943	1:41.984	2:08.394	179.5	48:31.581
2	1	8:56.066	4:28.781	1:54.471	2:32.814	91.5	16:56.872	<b>66</b> Stratton Motor Co / TRG 1. Jeff HUBER GT4							
3	1	4:54.904	47.726	1:46.158	2:21.020	166.3	21:51.776	1	1	7:32.524	2:43.144	2:14.180	2:35.200	107.2	7:32.524
4	1	<b>4:45.624</b>	47.621	<b>1:43.966</b>	2:14.037	171.7	26:37.400	2	1	5:08.403	51.212	1:53.586	2:23.605	159.1	12:40.927
5	1	6:50.375 <b>B</b>	<b>47.612</b>	2:14.303	3:48.460	119.5	33:27.775	3	1	4:47.394	45.768	1:48.329	2:13.297	170.7	17:28.321
6	1	12:00.706	8:08.182	1:45.289	<b>2:07.235</b>	68.1	45:28.481	4	1	4:45.052	45.593	1:45.559	2:13.900	172.1	22:13.373
<b>60</b> Stratton Motorsport 1. Robin MARRIOTT GT4								5	1	4:40.688	45.608	1:45.172	2:09.908	174.8	26:54.061
1	1	7:25.632	2:06.361	2:30.090	2:49.181	108.9	7:25.632	6	1	4:43.235	44.491	1:47.386	2:11.358	173.2	31:37.296
2	1	5:59.302 <b>B</b>	56.401	2:07.164	2:55.737	136.5	13:24.934	7	1	<b>4:35.341</b>	44.520	<b>1:43.045</b>	<b>2:07.776</b>	178.2	36:12.637
3	1	11:10.355	6:40.011	1:59.455	2:30.889	73.2	24:35.289	8	1	4:43.269 <b>B</b>	<b>43.478</b>	1:43.268	2:16.523	173.2	40:55.906
4	1	5:27.577	51.503	1:54.651	2:41.423	149.7	30:02.866	<b>68</b> Team BRIT 1. Warren McKINLAY GT4 2. Jamie FALVEY							
5	1	5:20.160	50.785	1:51.993	2:37.382	153.2	35:23.026	1	1	7:14.223 <b>B</b>	2:10.721	2:37.576	2:25.926	111.8	7:14.223
6	1	5:09.666	51.200	1:50.855	<b>2:27.611</b>	158.4	40:32.692	2	1	8:41.730	4:45.178	1:46.814	2:09.738	94.0	15:55.953
7	1	<b>5:06.743</b>	<b>49.075</b>	<b>1:49.118</b>	2:28.550	159.9	45:39.435	3	1	4:34.785	43.098	1:42.822	2:08.865	178.5	20:30.738
<b>61</b> Academy Motorsport powered by W 1. JM LITTMAN GT4 2. Rik BREUKERS								4	1	4:28.565	43.729	1:40.905	2:03.931	182.7	24:59.303
1	1	7:12.322	2:38.157	2:07.781	2:26.384	112.3	7:12.322	5	1	4:26.459	42.249	1:40.457	2:03.753	184.1	29:25.762
2	1	4:59.474 <b>B</b>	48.947	1:48.488	2:22.039	163.8	12:11.796	6	1	<b>4:25.288</b>	<b>42.044</b>	<b>1:39.747</b>	<b>2:03.497</b>	184.9	33:51.050
3	1	6:43.655	2:43.682	1:45.072	2:14.901	121.5	18:55.451	7	1	4:27.741	42.212	1:41.490	2:04.039	183.2	38:18.791
4	1	4:41.098	45.914	1:44.609	2:10.575	174.5	23:36.549	8	1	8:27.706 <b>B</b>	52.286	3:22.857	4:12.563	96.6	46:46.497
5	1	4:44.151 <b>B</b>	45.382	1:42.690	2:16.079	172.6	28:20.700	<b>69</b> Speedworks Motorsport 1. Ron JOHNSON GT4							
6	1	10:19.634	6:30.435	1:42.604	2:06.595	79.2	38:40.334	1	1	7:48.392 <b>B</b>	2:41.776	2:17.394	2:49.222	103.6	7:48.392
7	1	4:25.656	42.444	1:40.110	2:03.102	184.7	43:05.990	2	1	5:52.325	1:34.002	1:54.697	2:23.626	139.2	13:40.717
8	1	<b>4:23.450</b>	<b>41.752</b>	<b>1:39.751</b>	<b>2:01.947</b>	186.2	47:29.440	3	1	4:59.992	49.317	1:49.280	2:21.395	163.5	18:40.709
<b>62</b> Academy Motorsport with Walero 1. Fiona JAMES GT4								4	1	4:51.454	48.355	1:47.683	2:15.416	168.3	23:32.163
1	1	10:24.055	4:59.530	2:34.636	2:49.889	77.8	10:24.055	5	1	4:54.332 <b>B</b>	48.302	1:45.192	2:20.838	166.7	28:26.495
2	1	6:33.255 <b>B</b>	53.827	1:55.433	3:43.995	124.7	16:57.310	6	1	7:48.663	3:48.653	1:46.098	2:13.912	104.7	36:15.158
3	1	10:29.308	6:07.252	1:59.739	2:22.317	77.9	27:26.618	7	1	<b>4:41.587</b>	<b>45.180</b>	1:43.848	<b>2:12.559</b>	174.2	40:56.745
4	1	4:59.742	47.483	1:49.059	2:23.200	163.7	32:26.360	8	1	4:43.746	47.003	<b>1:43.404</b>	2:13.339	172.9	45:40.491
5	1	<b>4:51.514</b>	47.871	1:47.950	<b>2:15.693</b>	168.3	37:17.874								
6	1	4:55.606 <b>B</b>	<b>46.083</b>	<b>1:45.045</b>	2:24.478	165.9	42:13.480								



ASTON MARTIN  
RACING



LE MANS FESTIVAL 2018



# Aston Martin Racing LeMans Festival 2018

## 86<sup>o</sup> Edition des 24 Heures du Mans

### Free Practice 1

## Analysis

■ Personal Best ■ Session Best ■ Crossing the finish line in pit lane

Lap	D	Time	Sector 1	Sector 2	Sector 3	Kph	Elapsed	Lap	D	Time	Sector 1	Sector 2	Sector 3	Kph	Elapsed
<b>71</b>		<b>Stratton Motorsport</b>													
		1. David TINN						GT4							
1	1	6:35.433	2:02.937	2:05.537	2:26.959	122.7	6:35.433	5	1	4:07.277	39.321	1:32.347	1:55.609	198.4	28:10.285
2	1	4:48.178	46.917	1:46.569	2:14.692	170.2	11:23.611	6	1	4:17.365	38.525	1:35.068	2:03.772	190.6	32:27.650
3	1	4:45.283	46.619	1:45.119	2:13.545	171.9	16:08.894	7	1	8:14.908	4:48.098	1:32.361	1:54.449	99.1	40:42.558
4	1	4:47.185	46.590	1:44.042	2:16.553	170.8	20:56.079	8	1	4:07.100	38.282	1:32.064	1:56.754	198.5	44:49.658
5	1	4:44.831	44.948	1:44.151	2:15.732	172.2	25:40.910	9	1	4:04.445	38.086	1:32.344	1:54.015	200.7	48:54.103
6	1	4:44.092	47.688	1:47.133	2:09.271	172.7	30:25.002								
7	1	4:35.735	43.764	1:42.840	2:09.131	177.9	35:00.737								
8	1	4:41.056	44.309	1:45.199	2:11.548	174.5	39:41.793								
9	1	4:46.866	44.180	1:51.771	2:10.915	171.0	44:28.659								
10	1	4:40.981	46.331	1:41.949	2:12.701	174.6	49:09.640								
<b>73</b>		<b>MB Racing</b>													
		1. Mike BROWN						GT3							
		2. Paul CRIPPS													
1	1	5:08.323	58.774	1:51.319	2:18.230	157.4	5:08.323								
2	1	4:49.440	45.699	1:43.404	2:20.337	169.5	9:57.763								
3	1	5:29.085	1:40.202	1:39.716	2:09.167	149.1	15:26.848								
4	1	4:25.216	41.787	1:38.035	2:05.394	185.0	19:52.064								
5	1	4:30.018	41.722	1:36.892	2:11.404	181.7	24:22.082								
6	1	7:13.554	3:15.827	1:47.183	2:10.544	113.1	31:35.636								
7	1	4:28.612	43.886	1:39.383	2:05.343	182.6	36:04.248								
8	1	4:25.186	42.764	1:39.197	2:03.225	185.0	40:29.434								
9	1	4:29.263	44.537	1:38.259	2:06.467	182.2	44:58.697								
10	1	4:30.999	41.362	1:36.542	2:13.095	181.0	49:29.696								
<b>77</b>		<b>Aston Martin Performance Centre</b>													
		1. Jurgen KRONER						GT4							
		2. Marek REICHMAN													
1	1	7:09.296	2:27.083	2:07.965	2:34.248	113.0	7:09.296								
2	1	5:10.051	51.508	1:53.310	2:25.233	158.2	12:19.347								
3	1	5:01.761	49.294	1:50.709	2:21.758	162.6	17:21.108								
4	1	5:19.449	49.383	1:50.009	2:40.057	153.6	22:40.557								
5	1	7:58.420	3:40.329	1:56.110	2:21.981	102.5	30:38.977								
6	1	4:55.315	48.256	1:48.200	2:18.859	166.1	35:34.292								
7	1	4:52.486	47.095	1:45.957	2:19.434	167.7	40:26.778								
8	1	4:50.231	48.739	1:45.518	2:15.974	169.0	45:17.009								
<b>98</b>		<b>Aston Martin Performance Centre</b>													
		1. Andrew PALMER						INV-GT8							
		2. Peter CATE													
1	1	9:23.193	2:03.072	2:26.695	4:53.426	86.2	9:23.193								
2	1	11:38.699	7:36.085	1:48.910	2:13.704	70.2	21:01.892								
3	1	4:45.021	45.119	1:44.103	2:15.799	172.1	25:46.913								
4	1	7:32.576	3:16.034	1:51.610	2:24.932	108.4	33:19.489								
5	1	4:49.733	47.158	1:47.920	2:14.655	169.3	38:09.222								
6	1	4:44.044	44.698	1:45.264	2:14.082	172.7	42:53.266								
7	1	4:43.990	44.961	1:45.669	2:13.360	172.7	47:37.256								
<b>99</b>		<b>Aston Martin Performance Centre</b>													
		1. Jamie CHADWICK						GT4							
		2. Paul HOLLYWOOD													
1	1	6:59.477	2:26.018	2:05.060	2:28.399	115.7	6:59.477								
2	1	4:54.163	47.485	1:48.692	2:17.986	166.8	11:53.640								
3	1	4:54.880	47.241	1:47.259	2:20.380	166.4	16:48.520								
4	1	4:58.399	45.611	1:46.812	2:25.976	164.4	21:46.919								
5	1	7:02.746	2:44.374	1:48.682	2:29.690	116.0	28:49.665								
6	1	7:42.985	3:41.071	1:48.105	2:13.809	106.0	36:32.650								
7	1	4:35.912	44.386	1:43.493	2:08.033	177.8	41:08.562								
8	1	4:32.317	42.664	1:42.400	2:07.253	180.1	45:40.879								
<b>88</b>		<b>22GT Racing</b>													
		1. Martin BUCKLAND						GT4							
1	1	6:39.326	1:49.492	2:10.057	2:39.777	121.5	6:39.326								
2	1	5:11.580	51.794	1:53.652	2:26.134	157.4	11:50.906								
3	1	5:13.533	50.858	1:52.864	2:29.811	156.5	17:04.439								
4	1	5:24.787	51.803	1:52.698	2:40.286	151.0	22:29.226								
5	1	7:12.111	3:04.260	1:49.358	2:18.493	113.5	29:41.337								
6	1	4:53.000	47.459	1:47.899	2:17.642	167.4	34:34.337								
7	1	4:55.669	51.813	1:47.984	2:15.872	165.9	39:30.006								
8	1	4:51.950	47.471	1:49.283	2:15.196	168.0	44:21.956								
9	1	4:49.502	46.452	1:45.776	2:17.274	169.4	49:11.458								
<b>91</b>		<b>Weathertech</b>													
		1. Stephen ARCHER						GT4							
		2. Felix ARCHER													
1	1	6:15.482	1:38.527	2:08.221	2:28.734	129.3	6:15.482								
2	1	5:07.752	53.839	1:52.557	2:21.356	159.4	11:23.234								
3	1	4:59.390	48.506	1:50.390	2:20.494	163.8	16:22.624								
4	1	5:08.273	46.942	1:49.308	2:32.023	159.1	21:30.897								
5	1	6:52.414	2:42.916	1:50.156	2:19.342	118.9	28:23.311								
6	1	5:08.473	48.426	1:46.050	2:33.997	159.0	33:31.784								
7	1	5:12.249	1:17.974	1:45.056	2:09.219	157.1	38:44.033								
8	1	4:41.600	44.881	1:44.765	2:11.954	174.2	43:25.633								
9	1	4:37.705	44.630	1:44.068	2:09.007	176.6	48:03.338								
<b>95</b>		<b>Young Driver AMR</b>													
		1. Benny SIMONSEN						INV-GTE							
		2. Lasse SORENSEN													
1	1	7:15.391	2:53.720	1:56.032	2:25.639	111.5	7:15.391								
2	1	8:27.952	4:46.348	1:36.868	2:04.736	96.6	15:43.343								
3	1	4:12.040	39.894	1:35.132	1:57.014	194.6	19:55.383								
4	1	4:07.625	39.110	1:33.827	1:54.688	198.1	24:03.008								