

# Aston Martin Racing Lemans Festival 2018

## 86<sup>e</sup> Edition des 24 Heures du Mans

### Qualifying Session

### Analysis

■ Personal Best ■ Session Best B Crossing the finish line in pit lane

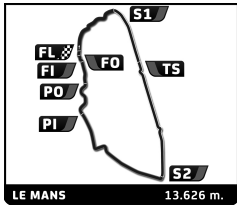
Lap	D	Time	Sector 1	Sector 2	Sector 3	Kph	Elapsed	Lap	D	Time	Sector 1	Sector 2	Sector 3	Kph	Elapsed
<b>1</b>		<b>Beechdean AMR</b>													
		1.Andrew HOWARD GT4													
		2.David RICHARDS													
1	1	5:49.756	1:40.079	1:55.066	2:14.611	138.8	5:49.756	1	1	7:00.263 B	2:36.820	1:47.994	2:35.449	115.5	7:00.263
2	1	7:19.516 B	50.960	2:37.264	3:51.292	111.6	13:09.272	2	1	13:17.497	9:32.458	1:42.305	2:02.734	61.5	20:17.759
3	1	6:31.570	2:33.332	1:47.284	2:10.954	125.3	19:40.841	3	1	4:19.944	43.029	1:36.661	2:00.254	188.7	24:37.703
4	1	4:29.784	42.858	1:41.325	2:05.601	181.8	24:10.625	4	1	4:18.622	40.979	1:34.623	2:03.020	189.7	28:56.325
5	1	4:24.420	41.903	1:40.905	2:01.612	185.5	28:35.045	5	1	4:22.749	41.574	1:32.659	2:08.516	186.7	33:19.074
6	1	4:47.869 B	42.759	1:45.056	2:20.054	170.4	33:22.914	6	1	4:28.722 B	41.259	1:33.442	2:14.021	182.5	37:47.796
7	1	9:35.526	5:42.965	1:43.989	2:08.572	85.2	42:58.440	7	1	10:59.400	7:09.689	1:48.728	2:00.983	74.4	48:47.196
8	1	4:33.835	44.141	1:42.755	2:06.939	179.1	47:32.275	8	1	4:37.343	39.668	1:35.434	2:22.241	176.9	53:24.539
9	1	4:48.580	43.274	1:41.985	2:23.321	170.0	52:20.855	9	1	4:05.583	40.780	1:32.195	1:52.608	199.7	57:30.122
10	1	4:32.560	44.740	1:42.090	2:05.730	180.0	56:53.415	10	1	4:02.193	38.427	1:30.275	1:53.491	202.5	1:01:32.315
11	1	4:29.091	43.227	1:41.267	2:04.597	182.3	1:01:22.506	11	1	4:16.800	39.437	1:30.422	2:06.941	191.0	1:05:49.115
12	1	4:30.471	42.594	1:40.840	2:07.037	181.4	1:05:52.977								
<b>4</b>		<b>Aston Martin Belgium</b>													
		1.Arnold HERREMAN GT4													
1	1	9:40.166 B	3:41.434	2:24.489	3:34.243	83.7	9:40.166								
2	1	15:32.358	...	2:00.200	2:20.463	52.6	25:12.523								
3	1	5:04.379 B	47.425	1:49.035	2:27.919	161.2	30:16.902								
4	1	6:33.660	2:24.821	1:49.638	2:19.201	124.6	36:50.562								
5	1	5:13.736	1:10.635	1:48.127	2:14.974	156.4	42:04.298								
6	1	4:50.482	45.633	1:49.303	2:15.546	168.9	46:54.780								
7	1	4:50.572	46.170	1:47.098	2:17.304	168.8	51:45.352								
8	1	4:45.997	45.793	1:46.711	2:13.493	171.5	56:31.349								
9	1	4:43.202	45.340	1:45.771	2:12.091	173.2	1:01:14.551								
10	1	4:45.846	45.217	1:45.553	2:15.076	171.6	1:06:00.397								
<b>6</b>		<b>Aston Martin Performance Centre</b>													
		1.Gleb STEPANOV INV-Vulcan													
		2.Stephen TOMKINS													
1	1	5:26.362	1:39.196	1:42.779	2:04.387	148.7	5:26.362								
2	1	7:08.812 B	43.079	2:55.044	3:30.689	114.4	12:35.174								
3	1	9:21.703	5:48.635	1:34.719	1:58.349	87.3	21:56.876								
4	1	4:07.089	40.910	1:31.440	1:54.739	198.5	26:03.965								
5	1	4:08.002	40.481	1:30.766	1:56.755	197.8	30:11.967								
6	1	4:02.305	39.488	1:29.876	1:52.941	202.4	34:14.272								
7	1	13:03.227 B	7:25.934	2:41.911	2:55.382	62.6	47:17.499								
8	1	9:02.997	5:18.839	1:36.827	2:07.331	90.3	56:20.496								
9	1	4:20.749	43.846	1:34.708	2:02.195	188.1	1:00:41.245								
10	1	4:20.618	41.648	1:35.228	2:03.742	188.2	1:05:01.863								
<b>7</b>		<b>Street Art Racing</b>													
		1.Jean Marc BOURDOUCH GT4													
		2.Albert BLOEM													
1	1	7:29.407 B	2:10.647	2:09.145	3:09.615	108.0	7:29.407								
2	1	13:08.703	8:44.078	1:56.866	2:27.759	62.2	20:38.109								
3	1	5:11.184	51.194	1:53.502	2:26.488	157.6	25:49.293								
4	1	5:05.402	50.426	1:51.347	2:23.629	160.6	30:54.695								
5	1	5:24.121 B	50.524	1:52.875	2:40.722	151.3	36:18.816								
6	1	8:40.526	4:12.763	1:58.532	2:29.231	94.2	44:59.342								
7	1	5:03.837	48.335	1:50.247	2:25.255	161.4	50:03.179								
8	1	5:15.241	49.050	1:47.856	2:38.335	155.6	55:18.420								
9	1	4:54.480	47.234	1:48.304	2:18.942	166.6	1:00:12.900								
10	1	4:51.050	46.361	1:47.009	2:17.680	168.5	1:05:03.950								
<b>9</b>		<b>22GT Racing</b>													
		1.Dean GIBBS GT4													
		2.Richard MARSH													
1	1	5:45.948	1:26.361	1:59.021	2:20.566	140.3	5:45.948								
2	1	7:19.126 B	53.861	2:36.353	3:48.912	111.7	13:05.074								
3	1	6:44.042	2:37.978	1:48.473	2:17.591	121.4	19:49.115								
4	1	4:39.260	44.391	1:44.313	2:10.556	175.7	24:28.375								
5	1	5:24.621 B	45.246	2:00.304	2:39.071	151.1	29:52.996								
6	1	7:53.529	3:57.575	1:44.957	2:10.997	103.6	37:46.525								
7	1	4:48.790	56.494	1:43.377	2:08.919	169.9	42:35.315								
8	1	4:40.785	44.860	1:46.008	2:09.917	174.7	47:16.100								
9	1	4:45.992	44.325	1:43.941	2:17.726	171.5	52:02.092								
10	1	4:48.840	44.095	1:56.573	2:08.172	169.8	56:50.932								
11	1	4:48.232	44.759	1:52.537	2:10.936	170.2	1:01:39.164								
12	1	4:43.218	43.711	1:51.280	2:08.227	173.2	1:06:22.382								
<b>10</b>		<b>EDF Motorsports</b>													
		1.Malcolm SANDFORD GT4													
1	1	5:49.805	1:14.030	2:05.126	2:30.649	138.7	5:49.805								
2	1	8:08.472 B	1:01.847	2:57.108	4:09.517	100.4	13:58.277								
3	1	6:32.009	2:05.144	1:58.920	2:27.945	125.1	20:30.285								
4	1	5:04.742	50.473	1:53.124	2:21.145	161.0	25:35.027								
5	1	4:56.177	48.269	1:49.002	2:18.906	165.6	30:31.204								
6	1	5:19.145 B	50.890	1:52.413	2:35.842	153.7	35:50.349								
7	1	8:56.321	4:05.606	2:17.072	2:33.643	91.5	44:46.670								
8	1	4:57.752	50.243	1:50.397	2:17.112	164.7	49:44.422								
9	1	5:15.927	46.915	1:47.631	2:41.381	155.3	55:00.349								
10	1	4:54.782	50.961	1:49.600	2:14.221	166.4	59:55.131								
11	1	4:42.053	46.576	1:45.033	2:10.444	173.9	1:04:37.184								
<b>12</b>		<b>Aston Martin Performance Centre</b>													
		1.Martin BRUNDLE GT4													
		2.Chris HOY													
1	1	5:34.639	1:27.241	1:49.616	2:17.782	145.0	5:34.639								
2	1	7:13.180 B	50.536	2:43.728	3:38.916	113.2	12:47.819								
3	1	6:36.613	2:40.938	1:44.260	2:11.415	123.7	19:24.431								
4	1	5:03.113	42.747	1:42.323	2:38.043	161.8	24:27.544								
5	1	5:32.655 B	44.031	1:42.818	3:05.806	147.5	30:00.199								
6	1	7:17.447	3:15.257	1:48.216	2:13.974	112.1	37:17.646								
7	1	6:04.204 B	1:15.769	1:46.452	3:01.983	134.7	43:21.850								
8	1	5:50.033	1:12.714	1:46.297	2:51.022	140.1	49:11.883								
9	1	5:13.272	44.190	1:46.095	2:42.987	156.6	54:25.155								
10	1	5:06.301	45.043	1:45.704	2:35.554	160.1	59:31.456								
11	1	6:40.728 B	1:12.748	2:16.886	3:11.094	122.4	1:06:12.184								
<b>13</b>		<b>Motohistorics</b>													
		1.Shaun LYNN INV-GT2													



ASTON MARTIN RACING



LE MANS FESTIVAL 2018



# Aston Martin Racing Lemans Festival 2018

## 86<sup>e</sup> Edition des 24 Heures du Mans

### Qualifying Session

### Analysis

Personal Best Session Best B Crossing the finish line in pit lane

Lap	D	Time	Sector 1	Sector 2	Sector 3	Kph	Elapsed
1	1	8:25.334 B	3:51.314	1:50.386	2:43.634	96.0	8:25.334
2	1	11:32.221	7:42.551	1:42.286	2:07.384	70.9	19:57.554
3	1	4:26.825	41.370	1:41.196	2:04.259	183.8	24:24.379
4	1	4:19.109	40.575	1:37.385	2:01.149	189.3	28:43.488
5	1	4:34.710 B	40.511	1:39.636	2:14.563	178.6	33:18.198
6	1	10:10.415	6:29.013	1:40.946	2:00.456	80.4	43:28.613
7	1	4:14.436	40.742	1:37.173	1:56.521	192.8	47:43.049
8	1	4:29.076 B	39.603	1:35.744	2:13.729	182.3	52:12.125
9	1	8:22.100	4:44.799	1:37.936	1:59.365	97.7	1:00:34.225
10	1	4:12.169	39.760	1:36.016	1:56.393	194.5	1:04:46.394

14 Aston Martin Performance Centre							
1. Peter DUMBRECK INV-Vulcan							
2. Chris HARRIS							
1	1	4:49.876	59.231	1:48.182	2:02.463	167.4	4:49.876
2	1	5:44.231 B	37.062	1:58.063	3:09.106	142.5	10:34.107
3	1	8:06.640	4:45.768	1:31.224	1:49.648	100.8	18:40.746
4	1	3:51.913	36.449	1:28.388	1:47.076	211.5	22:32.659
5	1	4:08.064 B	36.393	1:28.349	2:03.322	197.7	26:40.723
6	1	8:33.817	5:07.401	1:32.891	1:53.523	95.5	35:14.540
7	1	4:09.186	39.225	1:30.691	1:59.270	196.9	39:23.726
8	1	4:22.344	1:01.928	1:30.139	1:50.277	187.0	43:46.070
9	1	3:58.418	38.048	1:30.550	1:49.820	205.7	47:44.488
10	1	4:00.764	38.425	1:28.908	1:53.431	203.7	51:45.252
11	1	4:01.261	38.085	1:28.634	1:54.542	203.3	55:46.513
12	1	3:55.787	37.126	1:28.447	1:50.214	208.0	59:42.300

15 Whitebridge AMR							
1. Bonamy GRIMES GT4							
2. Johnny MOWLEM							
1	1	10:30.068 B	4:38.721	2:22.627	3:28.720	77.0	10:30.068
2	1	8:47.271	4:56.382	1:44.685	2:06.204	93.0	19:17.338
3	1	4:27.842	42.838	1:40.992	2:04.012	183.1	23:45.180
4	1	4:26.945	42.409	1:41.075	2:03.461	183.8	28:12.125
5	1	4:26.544	42.634	1:40.931	2:02.979	184.0	32:38.669
6	1	4:36.702 B	42.617	1:41.014	2:13.071	177.3	37:15.371
7	1	8:55.233	4:57.984	1:51.254	2:05.995	91.6	46:10.604
8	1	4:27.573	42.033	1:39.570	2:05.970	183.3	50:38.177
9	1	4:40.044	43.009	1:40.272	2:16.763	175.2	55:18.221
10	1	4:22.326	41.926	1:39.342	2:01.058	187.0	59:40.547
11	1	4:55.550 B	45.760	1:40.677	2:29.113	166.0	1:04:36.097

17 Sporting and Historic Cars							
1. Dieter ROSCHMANN INV-DBR9							
2. Dominik ROCHMANN							
1	1	6:02.223	2:06.733	1:51.458	2:04.032	134.0	6:02.223
2	1	8:03.040 B	53.038	2:56.952	4:13.050	101.6	14:05.263
3	1	5:24.715	1:51.066	1:36.258	1:57.391	151.1	19:29.977
4	1	4:06.757	39.413	1:33.313	1:54.031	198.8	23:36.734
5	1	4:04.821	38.184	1:33.446	1:53.191	200.4	27:41.555
6	1	4:03.838	38.219	1:33.106	1:52.513	201.2	31:45.393
7	1	4:07.030	38.322	1:32.592	1:56.116	198.6	35:52.423
8	1	4:37.332 B	1:02.242	1:33.176	2:01.914	176.9	40:29.755
9	1	9:24.365	5:55.447	1:33.168	1:55.750	86.9	49:54.120
10	1	4:31.065	37.855	1:33.411	2:19.799	181.0	54:25.185
11	1	4:05.320	39.243	1:33.131	1:52.946	200.0	58:30.505
12	1	4:02.720	38.214	1:32.731	1:51.775	202.1	1:02:33.225
13	1	4:07.149	39.836	1:32.947	1:54.366	198.5	1:06:40.374

19 Aston Martin Belgium							
1. Jean-Paul HERREMAN GT4							
1	1	9:43.960 B	3:43.374	2:23.804	3:36.782	83.1	9:43.960
2	1	11:08.077	6:40.473	2:05.390	2:22.214	73.4	20:52.036
3	1	4:57.570	48.112	1:51.502	2:17.956	164.8	25:49.606
4	1	4:57.372	47.115	1:50.003	2:20.254	165.0	30:46.978
5	1	4:55.619	47.859	1:50.001	2:17.759	165.9	35:42.597
6	1	5:50.676 B	1:13.068	2:00.268	2:37.340	139.9	41:33.273
7	1	6:59.503	2:39.623	1:59.714	2:20.166	116.9	48:32.776
8	1	5:32.939 B	47.021	1:53.511	2:52.407	147.3	54:05.715
9	1	6:43.969	2:11.434	2:08.491	2:24.044	121.4	1:00:49.684
10	1	5:18.733 B	45.740	1:51.127	2:41.866	153.9	1:06:08.417

32 22GT Racing							
1. Tom ALEXANDER INV-DBR59							
2. Adrian WILLMOTT							
1	1	5:18.814	1:27.394	1:49.057	2:02.363	152.2	5:18.814
2	1	6:37.462 B	43.226	2:40.943	3:13.293	123.4	11:56.276
3	1	7:13.970	3:34.003	1:40.353	1:59.614	113.0	19:10.245
4	1	4:14.296	39.688	1:37.692	1:56.916	192.9	23:24.541
5	1	4:13.430	39.903	1:37.047	1:56.480	193.6	27:37.971
6	1	4:28.714 B	41.155	1:37.648	2:09.911	182.5	32:06.685
7	1	6:55.482	2:58.143	1:44.914	2:12.425	118.1	39:02.167
8	1	5:01.192	1:04.166	1:47.883	2:09.143	162.9	44:03.359
9	1	4:35.899	44.242	1:42.256	2:09.401	177.8	48:39.258
10	1	5:09.492 B	43.107	1:42.911	2:43.474	158.5	53:48.750

33 R-Motorsport							
1. Joshua REYNOLDS GT4							
2. Markus LUNGSTRASS							
1	1	5:31.688	1:25.840	1:51.724	2:14.124	146.3	5:31.688
2	1	7:07.449 B	44.273	2:50.486	3:32.690	114.8	12:39.137
3	1	7:18.895	3:32.053	1:42.329	2:04.513	111.8	19:58.031
4	1	4:23.124	41.847	1:39.350	2:01.927	186.4	24:21.155
5	1	4:21.303	41.374	1:38.897	2:01.032	187.7	28:42.458
6	1	4:20.546	41.076	1:38.165	2:01.305	188.3	33:03.004
7	1	4:46.782 B	45.870	1:42.764	2:18.148	171.0	37:49.786
8	1	8:39.406	4:21.501	2:04.114	2:13.791	94.4	46:29.192
9	1	4:38.102	44.743	1:43.202	2:10.157	176.4	51:07.294
10	1	4:42.208	43.833	1:45.696	2:12.679	173.8	55:49.502
11	1	4:39.679	44.560	1:45.614	2:09.505	175.4	1:00:29.181
12	1	4:40.065	44.177	1:46.097	2:09.791	175.2	1:05:09.246

47 Jetstream Motorsport							
1. Graham DAVISON GT3							
1	1	10:32.375 B	5:05.782	2:02.370	3:24.223	76.7	10:32.375
2	1	8:13.645	4:47.130	1:34.223	1:52.292	99.4	18:46.019
3	1	4:00.245	37.537	1:32.069	1:50.639	204.2	22:46.264
4	1	3:59.545	37.427	1:32.157	1:49.961	204.8	26:45.809
5	1	4:12.095	37.754	1:32.371	2:01.970	194.6	30:57.904
6	1	4:04.234	39.963	1:33.524	1:50.747	200.8	35:02.138
7	1	4:21.213 B	38.242	1:32.372	2:10.599	187.8	39:23.351

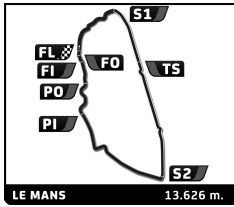
50 Aston Passion							
1. Vincent BIALOSTOTSKI INV-GT4							
2. Bernard PASCAL							
1	1	7:48.688 B	2:35.214	2:06.789	3:06.685	103.5	7:48.688
2	1	13:06.744	8:38.582	1:58.007	2:30.155	62.4	20:55.431
3	1	4:58.470	48.678	1:48.900	2:20.892	164.4	25:53.901



ASTON MARTIN  
RACING



LE MANS  
FESTIVAL 2018



# Aston Martin Racing Lemans Festival 2018

## 86<sup>e</sup> Edition des 24 Heures du Mans

### Qualifying Session

### Analysis

Personal Best Session Best B Crossing the finish line in pit lane

Lap	D	Time	Sector 1	Sector 2	Sector 3	Kph	Elapsed	Lap	D	Time	Sector 1	Sector 2	Sector 3	Kph	Elapsed
4	1	5:01.567	47.887	1:50.640	2:23.040	162.7	30:55.468	2	1	6:39.932 B	43.673	2:41.694	3:14.565	122.7	11:50.409
5	1	5:24.651	51.632	2:03.641	2:29.378	151.1	36:20.119	3	1	7:52.160	3:59.307	1:44.294	2:08.559	103.9	19:42.568
6	1	5:48.833 B	1:14.913	1:50.875	2:43.045	140.6	42:08.952	4	1	4:28.588	42.800	1:40.452	2:05.336	182.6	24:11.156
7	1	7:55.513	3:44.496	1:48.021	2:22.996	103.2	50:04.465	5	1	4:26.223	42.565	1:40.341	2:03.317	184.3	28:37.379
8	1	5:04.540	46.611	1:43.493	2:34.436	161.1	55:09.005	6	1	4:28.831	42.635	1:40.146	2:06.050	182.5	33:06.210
9	1	4:42.794	46.463	1:44.342	2:11.989	173.5	59:51.799	7	1	4:55.425 B	45.820	1:47.463	2:22.142	166.0	38:01.635
10	1	4:39.827	45.174	1:42.121	2:12.532	175.3	1:04:31.626	8	1	7:47.690	3:57.842	1:45.463	2:04.385	104.9	45:49.325

57 Whitebridge AMR		GT4	
1. Chris MURPHY			
2. Barry McMAHON			
1	1	5:09.348	1:05.485 1:52.531 2:11.332 156.9 5:09.348
2	1	6:43.147 B	44.023 2:43.419 3:15.705 121.7 11:52.495
3	1	7:44.901	3:50.637 1:45.660 2:08.604 105.5 19:37.395
4	1	4:31.614	43.265 1:42.806 2:05.543 180.6 24:09.009
5	1	4:43.483	46.854 1:42.228 2:14.401 173.0 28:52.492
6	1	4:30.934	42.767 1:42.552 2:05.615 181.1 33:23.426
7	1	4:31.763	43.426 1:42.280 2:06.057 180.5 37:55.189
8	1	5:20.900 B	1:07.932 1:49.054 2:23.914 152.9 43:16.089
9	1	8:35.407	4:24.481 1:51.856 2:19.070 95.2 51:51.496
10	1	4:50.287	46.475 1:47.932 2:15.880 169.0 56:41.783
11	1	4:53.207	46.201 1:48.335 2:18.671 167.3 1:01:34.990
12	1	4:54.114	46.804 1:49.504 2:17.806 166.8 1:06:29.104

59 Young Driver AMR		INV-GT3	
1. Jan STRUVE			
2. John GAW			
1	1	5:07.553	1:27.650 1:41.663 1:58.240 157.8 5:07.553
2	1	5:28.939 B	37.391 2:06.267 2:45.281 149.1 10:36.492
3	1	8:08.934	4:43.982 1:32.349 1:52.603 100.3 18:45.425
4	1	3:54.985	36.956 1:30.137 1:47.892 208.8 22:40.410
5	1	4:23.103	39.250 1:41.326 2:02.527 186.4 27:03.513
6	1	4:17.827	40.284 1:34.922 2:02.621 190.3 31:21.340
7	1	4:30.309 B	40.654 1:35.888 2:13.767 181.5 35:51.649
8	1	8:40.816	4:48.802 1:44.373 2:07.641 94.2 44:32.465
9	1	4:27.774	42.106 1:38.966 2:06.702 183.2 49:00.239
10	1	4:42.514	42.846 1:37.166 2:22.502 173.6 53:42.753
11	1	4:21.795	42.670 1:37.658 2:01.467 187.4 58:04.548
12	1	4:15.987	40.483 1:35.268 2:00.236 191.6 1:02:20.535
13	1	4:21.752	40.569 1:37.186 2:03.997 187.4 1:06:42.287

60 Stratton Motorsport		GT4	
1. Robin MARRIOTT			
1	1	5:38.569	1:16.858 1:58.644 2:23.067 143.3 5:38.569
2	1	7:23.329 B	53.614 2:42.661 3:47.054 110.6 13:01.898
3	1	7:37.652	3:29.819 1:51.963 2:15.870 107.2 20:39.549
4	1	4:54.020	50.295 1:47.406 2:16.319 166.8 25:33.569
5	1	4:45.238	45.263 1:46.495 2:13.480 172.0 30:18.807
6	1	4:40.311	45.586 1:44.985 2:09.740 175.0 34:59.118
7	1	4:40.940	45.014 1:43.427 2:12.499 174.6 39:40.058
8	1	5:17.404	1:08.228 1:48.771 2:20.405 154.5 44:57.462
9	1	4:37.393	44.851 1:44.201 2:08.341 176.8 49:34.855
10	1	5:03.705	43.251 1:43.123 2:37.331 161.5 54:38.560
11	1	4:46.849 B	44.017 1:43.559 2:19.273 171.0 59:25.409
12	1	4:59.181	1:04.828 1:46.224 2:08.129 164.0 1:04:24.590

61 Academy Motorsport powered by W.		GT4	
1. JM LITTMAN			
2. Rik BREUKERS			
1	1	5:10.477	1:11.528 1:48.035 2:10.914 156.3 5:10.477

62 Academy Motorsport with Walero		GT4	
1. Fiona JAMES			
1	1	8:51.639 B	3:49.922 2:05.593 2:56.124 91.3 8:51.639
2	1	11:55.739	7:46.441 1:50.560 2:18.738 68.5 20:47.377
3	1	4:47.872	44.613 1:46.905 2:16.354 170.4 25:35.249
4	1	4:36.254	44.105 1:42.963 2:09.186 177.6 30:11.503
5	1	4:37.458	43.573 1:43.532 2:10.353 176.8 34:48.961
6	1	5:15.206	48.927 2:01.943 2:24.336 155.6 40:04.167
7	1	5:11.723	1:09.619 1:52.301 2:09.803 157.4 45:15.890
8	1	10:30.342 B	43.794 1:43.699 8:02.849 77.8 55:46.232

64 Academy Motorsport		GT4	
1. TBA TBA			
2. TBA TBA			
1	1	5:33.592	1:14.649 1:53.812 2:25.131 145.5 5:33.592
2	1	7:18.811 B	55.322 2:41.061 3:42.428 111.8 12:52.403
3	1	7:46.210	3:38.002 1:51.111 2:17.097 105.2 20:38.612
4	1	4:49.163	46.265 1:46.149 2:16.749 169.6 25:27.775
5	1	4:50.414	47.223 1:45.897 2:17.294 168.9 30:18.189
6	1	4:54.287 B	45.606 1:46.911 2:21.770 166.7 35:12.476
7	1	7:06.297	3:14.640 1:44.491 2:07.166 115.1 42:18.773
8	1	4:29.882	42.543 1:41.899 2:05.440 181.8 46:48.655
9	1	4:30.820	42.556 1:42.154 2:06.110 181.1 51:19.475
10	1	4:30.021	41.982 1:41.247 2:06.792 181.7 55:49.496
11	1	4:28.132	42.100 1:40.764 2:05.268 182.9 1:00:17.628
12	1	4:27.900	42.070 1:41.422 2:04.408 183.1 1:04:45.528

66 Stratton Motor Co / TRG		GT4	
1. Jeff HUBER			
1	1	5:37.229	1:26.874 1:54.351 2:16.004 143.9 5:37.229
2	1	7:20.371 B	53.512 2:42.284 3:44.575 111.4 12:57.600
3	1	7:30.766	3:30.595 1:45.943 2:14.228 108.8 20:28.365
4	1	4:38.160	44.666 1:43.587 2:09.907 176.4 25:06.525
5	1	4:35.089	43.819 1:43.273 2:07.997 178.3 29:41.614
6	1	4:34.067	43.743 1:42.581 2:07.743 179.0 34:15.681
7	1	4:42.658	47.528 1:43.123 2:12.007 173.5 38:58.339
8	1	5:02.160	1:06.199 1:48.150 2:07.811 162.3 44:00.499
9	1	4:45.760 B	44.899 1:43.114 2:17.747 171.7 48:46.259
10	1	7:19.773	3:27.454 1:44.401 2:07.918 111.5 56:06.032
11	1	4:31.742	43.395 1:42.340 2:06.007 180.5 1:00:37.774
12	1	4:34.211	43.856 1:42.392 2:07.963 178.9 1:05:11.985

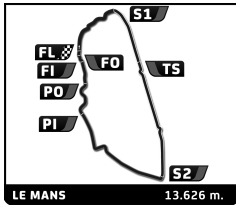
68 Team BRIT		GT4	
1. Warren McKINLAY			
2. Jamie FALVEY			
1	1	5:17.174	1:07.526 1:54.268 2:15.380 153.0 5:17.174
2	1	6:59.845 B	49.435 2:42.890 3:27.520 116.8 12:17.019



ASTON MARTIN  
RACING



LE MANS FESTIVAL 2018



# Aston Martin Racing Lemans Festival 2018

## 86<sup>o</sup> Edition des 24 Heures du Mans

### Qualifying Session

#### Analysis

■ Personal Best ■ Session Best B Crossing the finish line in pit lane

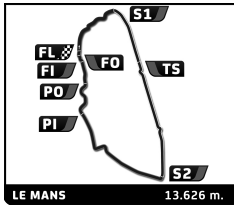
Lap	D	Time	Sector 1	Sector 2	Sector 3	Kph	Elapsed	Lap	D	Time	Sector 1	Sector 2	Sector 3	Kph	Elapsed		
<b>71</b>		<b>Stratton Motorsport</b>															
		1.David TINN												GT4			
1	1	5:30.494	1:15.379	1:56.477	2:18.638	146.8	5:30.494	1	1	6:05.763	1:42.922	1:59.502	2:23.339	132.7	6:05.763		
2	1	7:15.681	B	49.466	2:47.963	3:38.252	112.6	12:46.175	2	1	8:04.975	B	1:02.013	2:46.339	4:16.623	101.1	14:10.738
3	1	7:24.238		3:18.746	1:50.085	2:15.407	110.4	20:10.412	3	1	6:02.658		1:51.621	1:51.571	2:19.466	135.3	20:13.395
4	1	4:37.882		43.901	1:44.292	2:09.689	176.5	24:48.294	4	1	4:50.408		46.585	1:49.151	2:14.672	168.9	25:03.803
5	1	4:35.399		43.960	1:43.056	2:08.383	178.1	29:23.693	5	1	4:48.039		45.884	1:48.099	2:14.056	170.3	29:51.842
6	1	4:33.790		43.225	1:42.888	2:07.677	179.2	33:57.483	6	1	4:44.687		46.319	1:46.308	2:12.060	172.3	34:36.529
7	1	4:32.926		42.845	1:42.769	2:07.312	179.7	38:30.409	7	1	4:49.340		45.974	1:46.754	2:16.612	169.5	39:25.869
8	1	5:06.255		1:07.404	1:48.993	2:09.858	160.2	43:36.664	8	1	5:21.344		1:06.197	1:58.814	2:16.333	152.7	44:47.213
9	1	4:43.019		46.039	1:47.161	2:09.819	173.3	48:19.683	9	1	4:58.311	B	46.050	1:46.360	2:25.901	164.4	49:45.524
10	1	5:02.277		45.219	1:43.406	2:33.652	162.3	53:21.960	10	1	6:06.197		2:03.059	1:50.446	2:12.692	134.0	55:51.721
11	1	4:35.281		45.212	1:43.527	2:06.542	178.2	57:57.241	11	1	4:54.030		44.435	1:45.749	2:23.846	166.8	1:00:45.751
12	1	4:31.458		42.603	1:43.048	2:05.807	180.7	1:02:28.699	12	1	4:53.597		44.583	1:48.994	2:20.020	167.1	1:05:39.348
13	1	4:46.625		46.646	1:44.803	2:15.176	171.1	1:07:15.324									
<b>73</b>		<b>MB Racing</b>															
		1.Mike BROWN												GT3			
1	1	7:33.719	B	2:49.968	1:56.035	2:47.716	107.0	7:33.719	1	1	6:34.935	B	2:11.859	1:52.927	2:30.149	122.9	6:34.935
2	1	11:54.312		7:56.904	1:46.375	2:11.033	68.7	19:28.030	2	1	13:25.298		9:26.469	1:43.711	2:15.118	60.9	20:00.232
3	1	4:31.081		44.996	1:41.508	2:04.577	181.0	23:59.111	3	1	4:28.151		44.816	1:38.196	2:05.139	182.9	24:28.383
4	1	4:26.033		43.293	1:37.871	2:04.869	184.4	28:25.144	4	1	4:21.897		43.980	1:38.465	1:59.452	187.3	28:50.280
5	1	4:29.958	B	42.301	1:37.522	2:10.135	181.7	32:55.102	5	1	4:14.269		41.368	1:35.295	1:57.606	192.9	33:04.549
6	1	7:06.705		3:15.460	1:39.866	2:11.379	115.0	40:01.807	6	1	4:20.172	B	41.900	1:34.240	2:04.032	188.5	37:24.721
7	1	4:40.489		52.202	1:41.432	2:06.855	174.9	44:42.296	7	1	6:43.132		3:04.517	1:38.742	1:59.873	121.7	44:07.853
8	1	4:15.660		40.313	1:35.584	1:59.763	191.9	48:57.956	8	1	4:13.774		41.722	1:33.529	1:58.523	193.3	48:21.627
9	1	4:34.638		39.663	1:34.970	2:20.005	178.6	53:32.594	9	1	4:45.353		41.250	1:34.837	2:29.266	171.9	53:06.980
10	1	4:11.593		40.155	1:34.577	1:56.861	195.0	57:44.187	10	1	4:14.119		42.124	1:34.355	1:57.640	193.0	57:21.099
11	1	4:08.669		39.248	1:33.898	1:55.523	197.3	1:01:52.856	11	1	4:09.615		39.943	1:33.646	1:56.026	196.5	1:01:30.714
12	1	4:09.150		39.476	1:33.586	1:56.088	196.9	1:06:02.006	12	1	4:20.906		43.590	1:34.317	2:02.999	188.0	1:05:51.620
<b>88</b>		<b>22GT Racing</b>															
		1.Martin BUCKLAND												GT4			
1	1	10:26.533	B	3:20.742	2:49.340	4:16.451	77.5	10:26.533	1	1	5:30.652		1:45.076	1:42.184	2:03.392	146.8	5:30.652
2	1	10:51.084		5:40.159	2:28.354	2:42.571	75.3	21:17.616	2	1	7:06.724	B	41.272	2:53.298	3:32.154	115.0	12:37.376
3	1	5:18.556		53.118	1:57.580	2:27.858	154.0	26:36.172	3	1	6:13.486		2:46.888	1:33.329	1:53.269	131.3	18:50.861
4	1	5:02.014		49.170	1:51.737	2:21.107	162.4	31:38.186	4	1	3:59.397		37.921	1:31.195	1:50.281	204.9	22:50.258
5	1	4:59.055		47.666	1:49.173	2:22.216	164.0	36:37.241	5	1	4:01.153		38.168	1:31.317	1:51.668	203.4	26:51.411
6	1	5:17.894		1:09.679	1:49.278	2:18.937	154.3	41:55.135	6	1	4:05.415		39.580	1:33.048	1:52.787	199.9	30:56.826
7	1	5:01.480		47.902	1:54.741	2:18.837	162.7	46:56.615	7	1	4:07.524		38.806	1:35.077	1:53.641	198.2	35:04.350
8	1	4:46.230		46.259	1:46.142	2:13.829	171.4	51:42.845	8	1	4:15.704	B	39.321	1:31.967	2:04.416	191.8	39:20.054
9	1	4:46.354		46.315	1:46.046	2:13.993	171.3	56:29.199	9	1	7:10.474		3:35.250	1:41.455	1:53.769	114.0	46:30.528
10	1	4:41.995		45.612	1:45.119	2:11.264	174.0	1:01:11.194	10	1	4:04.637		38.440	1:31.842	1:54.355	200.5	50:35.165
11	1	4:40.631		45.101	1:44.195	2:11.335	174.8	1:05:51.825	11	1	4:31.813		37.789	1:31.166	2:22.858	180.5	55:06.978
									12	1	4:05.478		38.818	1:31.577	1:55.083	199.8	59:12.456
									13	1	3:59.012		37.616	1:31.467	1:49.929	205.2	1:03:11.468
<b>97</b>		<b>Aston Martin Performance Centre</b>															
		1.Jurgen KRONER												GT4			
1	1	6:28.268	B	1:59.860	1:55.723	2:32.685	125.0	6:28.268	1	1	6:28.268	B	1:59.860	1:55.723	2:32.685	125.0	6:28.268
2	1	14:40.107		...	1:51.298	2:24.398	55.7	21:08.374	2	1	14:40.107		...	1:51.298	2:24.398	55.7	21:08.374
3	1	4:50.555		47.133	1:46.311	2:17.111	168.8	25:58.929	3	1	4:50.555		47.133	1:46.311	2:17.111	168.8	25:58.929
4	1	4:48.816		46.100	1:46.974	2:15.742	169.8	30:47.745	4	1	4:48.816		46.100	1:46.974	2:15.742	169.8	30:47.745
5	1	4:47.004		45.927	1:44.532	2:16.545	170.9	35:34.749	5	1	4:47.004		45.927	1:44.532	2:16.545	170.9	35:34.749
6	1	5:35.345	B	1:17.309	1:46.527	2:31.509	146.3	41:10.094	6	1	5:35.345	B	1:17.309	1:46.527	2:31.509	146.3	41:10.094
7	1	7:15.539		3:12.249	1:46.356	2:16.934	112.6	48:25.633	7	1	7:15.539		3:12.249	1:46.356	2:16.934	112.6	48:25.633
8	1	5:06.844		45.796	1:43.335	2:37.713	159.9	53:32.477	8	1	5:06.844		45.796	1:43.335	2:37.713	159.9	53:32.477



ASTON MARTIN  
RACING



LE MANS  
FESTIVAL 2018



# Aston Martin Racing Lemans Festival 2018

## 86<sup>e</sup> Edition des 24 Heures du Mans

### Qualifying Session

#### Analysis

■ Personal Best ■ Session Best B Crossing the finish line in pit lane

Lap	D	Time	Sector 1	Sector 2	Sector 3	Kph	Elapsed	Lap	D	Time	Sector 1	Sector 2	Sector 3	Kph	Elapsed
9	1	4:40.789	45.584	1:44.055	2:11.150	174.7	58:13.266								
10	1	<b>4:36.743</b>	44.581	1:42.928	<b>2:09.234</b>	177.3	1:02:50.009								
11	1	5:18.341 <b>B</b>	<b>44.311</b>	<b>1:42.239</b>	2:51.791	154.1	1:08:08.350								

98		Aston Martin Performance Centre					
		1. Andrew PALMER		INV-GT8			
		2. Peter CATE					
1	1	6:54.508 <b>B</b>	1:41.217	2:24.901	2:48.390	117.1	6:54.508
2	1	13:12.260	9:15.146	1:47.178	2:09.936	61.9	20:06.767
3	1	4:26.881	42.472	<b>1:41.089</b>	2:03.320	183.8	24:33.648
4	1	<b>4:24.605</b>	<b>41.368</b>	1:41.358	<b>2:01.879</b>	185.4	28:58.253
5	1	4:34.200 <b>B</b>	41.402	1:41.359	2:11.439	178.9	33:32.453
6	1	6:36.969	2:31.358	1:48.674	2:16.937	123.6	40:09.422
7	1	5:05.276	1:07.813	1:46.564	2:10.899	160.7	45:14.698
8	1	4:41.445	44.109	1:45.238	2:12.098	174.3	49:56.143
9	1	5:04.846	44.117	1:44.331	2:36.398	160.9	55:00.989
10	1	4:36.220	45.254	1:43.422	2:07.544	177.6	59:37.209
11	1	4:33.600	43.175	1:43.615	2:06.810	179.3	1:04:10.809

99		Aston Martin Performance Centre					
		1. Jamie CHADWICK		GT4			
		2. Paul HOLLYWOOD					
1	1	5:54.091	1:47.611	1:52.739	2:13.741	137.1	5:54.091
2	1	8:07.494 <b>B</b>	59.441	2:56.486	4:11.567	100.6	14:01.585
3	1	5:59.671	1:58.505	1:47.508	2:13.658	136.4	20:01.255
4	1	<b>4:39.356</b>	<b>44.411</b>	<b>1:44.853</b>	<b>2:10.092</b>	175.6	24:40.611
5	1	5:07.818 <b>B</b>	45.027	1:44.925	2:37.866	159.4	29:48.429
6	1	8:02.444	4:05.701	1:45.067	2:11.676	101.7	37:50.873