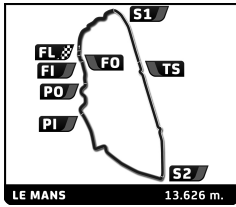




ASTON MARTIN
RACING



LE MANS FESTIVAL 2018



Aston Martin Racing Lemans Festival 2018

86^e Edition des 24 Heures du Mans Race

Analysis

■ Personal Best ■ Session Best ■ Crossing the finish line in pit lane

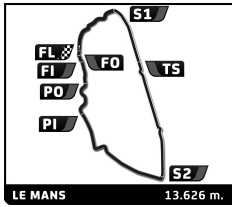
Lap	D	Time	Sector 1	Sector 2	Sector 3	Kph	Elapsed	Lap	D	Time	Sector 1	Sector 2	Sector 3	Kph	Elapsed		
1		Beechdean AMR 1. Andrew HOWARD 2. David RICHARDS GT4							7	1	4:58.068	49.849	1:49.701	2:18.518	164.6	43:27.058	
	1	4:41.698	49.065	1:43.092	2:09.541	172.3	4:41.698	8	1	4:55.104	47.908	1:47.693	2:19.503	166.2	48:22.162		
	2	4:42.674	44.054	1:43.692	2:14.928	173.5	9:24.372										
	3	8:31.109 B	46.004	4:13.261	3:31.844	96.0	17:55.481										
	4	8:27.695	4:12.548	1:50.447	2:24.700	96.6	26:23.176										
	5	4:34.762	45.586	1:42.461	2:06.715	178.5	30:57.938										
	6	4:54.644	1:04.169	1:42.281	2:08.194	166.5	35:52.582										
	7	4:50.923	1:03.055	1:41.340	2:06.528	168.6	40:43.505										
	8	4:33.582	43.982	1:43.670	2:05.930	179.3	45:17.087										
	9	4:30.022	43.375	1:41.101	2:05.546	181.7	49:47.109										
3		Aston Martin Racing 1. Ross GUNN INV-GT3							8		Aston Martin Performance Centre 1. Akinari MIURA 2. Toru NAKANO INV-Vulcan						
	1	4:13.128	53.096	1:32.002	1:48.030	191.7	4:13.128	1	1	4:07.438	42.986	1:31.063	1:53.389	196.1	4:07.438		
	2	4:20.928	36.424	1:28.285	2:16.219	188.0	8:34.056	2	1	4:28.657	39.548	1:30.406	2:18.703	182.6	8:36.095		
	3	8:59.046 B	1:16.707	4:18.133	3:24.206	91.0	17:33.102	3	1	9:03.289 B	1:16.835	4:18.118	3:28.336	90.3	17:39.384		
	4	8:35.620	4:14.585	1:43.082	2:37.953	95.1	26:08.722	4	1	8:38.156 B	1:37.614	3:25.764	3:34.778	94.7	26:17.540		
	5	3:53.531	37.971	1:28.580	1:46.980	210.1	30:02.253	5	1	6:43.393	3:08.159	1:32.586	2:02.648	121.6	33:00.933		
	6	4:21.747	1:06.328	1:28.072	1:47.347	187.4	34:24.000	6	1	4:44.534	1:07.109	1:32.966	2:04.459	172.4	37:45.467		
	7	4:19.544	1:05.867	1:28.133	1:45.544	189.0	38:43.544	7	1	4:05.879	40.354	1:31.107	1:54.418	199.5	41:51.346		
	8	3:53.381	36.459	1:29.217	1:47.705	210.2	42:36.925	8	1	5:37.503	39.404	1:30.550	3:27.549	145.3	47:28.849		
	9	3:52.179	36.839	1:28.252	1:47.088	211.3	46:29.104										
4		Aston Martin Belgium 1. Arnold HERREMAN GT4							9		22GT Racing 1. Dean GIBBS 2. Richard MARSH GT4						
	1	5:11.749	1:01.254	1:49.970	2:20.525	155.7	5:11.749	1	1	4:52.798	52.530	1:46.348	2:13.920	165.8	4:52.798		
	2	6:22.907	46.990	1:48.673	3:47.244	128.1	11:34.656	2	1	4:54.629	46.948	1:45.282	2:22.399	166.5	9:47.427		
	3	6:41.445 B	57.818	2:26.115	3:17.512	122.2	18:16.101	3	1	8:18.319 B	47.453	3:55.483	3:35.383	98.4	18:05.746		
	4	8:19.274	4:03.201	1:54.594	2:21.479	98.2	26:35.375	4	1	8:18.530	4:05.128	1:49.902	2:23.500	98.4	26:24.276		
	5	4:49.512	46.767	1:46.886	2:15.859	169.4	31:24.887	5	1	4:38.753	45.032	1:48.938	2:04.783	176.0	31:03.029		
	6	5:09.330	1:11.535	1:46.304	2:11.491	158.6	36:34.217	6	1	4:57.907	1:10.353	1:40.942	2:06.612	164.7	36:00.936		
	7	4:44.297	45.234	1:46.293	2:12.770	172.5	41:18.514	7	1	4:43.351	56.051	1:40.206	2:07.094	173.1	40:44.287		
	8	4:45.577	45.560	1:45.813	2:14.204	171.8	46:04.091	8	1	4:27.420	43.752	1:40.631	2:03.037	183.4	45:11.707		
	9	4:45.259	46.003	1:45.602	2:13.654	172.0	50:49.350	9	1	4:31.400	43.946	1:41.676	2:05.778	180.7	49:43.107		
6		Aston Martin Performance Centre 1. Gleb STEPANOV 2. Stephen TOMKINS INV-Vulcan							10		EDF Motorsports 1. Malcolm SANDFORD GT4						
	1	4:07.104	41.555	1:31.233	1:54.316	196.4	4:07.104	1	1	5:04.294	59.719	1:47.803	2:16.772	159.5	5:04.294		
	2	4:27.636	39.316	1:30.523	2:17.797	183.3	8:34.740	2	1	6:30.160	48.165	1:53.793	3:48.202	125.7	11:34.454		
	3	9:01.526 B	1:16.964	4:18.276	3:26.286	90.6	17:36.266	3	1	6:31.060	57.495	2:26.026	3:07.539	125.4	18:05.514		
	4	8:42.756	4:26.448	1:51.121	2:25.187	93.8	26:19.022	4	1	8:04.976 B	53.604	3:39.676	3:31.696	101.1	26:10.490		
	5	4:22.246	43.372	1:34.861	2:04.013	187.1	30:41.268	5	1	6:29.044	2:22.605	1:48.917	2:17.522	126.1	32:39.534		
	6	4:38.192	1:05.855	1:32.188	2:00.149	176.3	35:19.460	6	1	5:16.556	1:11.572	1:49.432	2:15.552	155.0	37:56.090		
	7	4:39.559	1:08.000	1:33.283	1:58.276	175.5	39:59.019	7	1	4:48.737	47.118	1:48.012	2:13.607	169.9	42:44.827		
	8	4:12.848	42.100	1:32.817	1:57.931	194.0	44:11.867	8	1	4:47.592	46.147	1:48.234	2:13.211	170.6	47:32.419		
	9	4:16.844	43.027	1:33.303	2:00.514	191.0	48:28.711										
7		Street Art Racing 1. Jean Marc BOURDOUCH 2. Albert BLOEM GT4							11		TF Sport 1. Mark FARMER GT3						
	1	5:10.469	1:02.284	1:48.313	2:19.872	156.3	5:10.469	1	1	4:40.205	1:00.844	1:37.147	2:02.214	173.2	4:40.205		
	2	6:22.148	47.623	1:47.648	3:46.877	128.4	11:32.617										
	3	6:29.311	58.561	2:25.583	3:05.167	126.0	18:01.928										
	4	8:07.043 B	55.056	3:40.890	3:31.097	100.7	26:08.971										
	5	6:59.366	2:42.050	1:52.524	2:24.792	117.0	33:08.337										
	6	5:20.653	1:11.226	1:48.996	2:20.431	153.0	38:28.990										
12		Aston Martin Performance Centre 1. Martin BRUNDLE 2. Chris HOY GT4							13		Motohistorics 1. Shaun LYNN INV-GT2						
	1	4:53.367	1:00.454	1:43.921	2:08.992	165.4	4:53.367	1	1	4:22.113	44.042	1:37.213	2:00.858	185.2	4:22.113		
	2	4:53.654	45.935	1:45.197	2:22.522	167.0	9:47.021	2	1	4:19.475	40.800	1:36.465	2:02.210	189.0	8:41.588		
	3	8:17.042 B	46.872	3:55.331	3:34.839	98.7	18:04.063										
	4	8:19.698	4:04.968	1:50.678	2:24.052	98.2	26:23.761										
	5	4:34.937	43.647	1:43.228	2:08.062	178.4	30:58.698										
	6	5:02.910	1:13.447	1:43.149	2:06.314	161.9	36:01.608										
	7	4:49.925	1:00.834	1:42.733	2:06.358	169.2	40:51.533										
	8	4:30.713	43.145	1:42.442	2:05.126	181.2	45:22.246										
	9	6:08.284 B	42.818	1:43.096	3:42.370	133.2	51:30.530										



ASTON MARTIN
RACING



LE MANS
FESTIVAL 2018



Aston Martin Racing Lemans Festival 2018

86^e Edition des 24 Heures du Mans

Race

Analysis

Personal Best Session Best B Crossing the finish line in pit lane

Lap	D	Time	Sector 1	Sector 2	Sector 3	Kph	Elapsed	Lap	D	Time	Sector 1	Sector 2	Sector 3	Kph	Elapsed
3	1	9:00.292 B	1:14.046	4:17.228	3:29.018	90.8	17:41.880	1	1	4:38.348	48.123	1:42.160	2:08.065	174.4	4:38.348
4	1	8:28.509	4:08.159	1:46.658	2:33.692	96.5	26:10.389	2	1	4:41.995	44.122	1:40.888	2:16.985	174.0	9:20.343
5	1	4:16.340	40.666	1:35.904	1:59.770	191.4	30:26.729	3	1	8:31.990 B	46.437	4:14.359	3:31.194	95.8	17:52.333
6	1	4:43.752	1:08.840	1:36.515	1:58.397	172.9	35:10.481	4	1	8:20.095	3:59.742	1:47.233	2:33.120	98.1	26:12.428
7	1	4:38.451	1:06.325	1:35.788	1:56.338	176.2	39:48.932	5	1	4:16.591	41.162	1:36.637	1:58.792	191.2	30:29.019
8	1	4:09.554	39.380	1:35.095	1:55.079	196.6	43:58.486	6	1	4:39.679	1:05.861	1:36.722	1:57.096	175.4	35:08.698
9	1	4:09.819	40.158	1:35.010	1:54.651	196.4	48:08.305	7	1	4:34.120	1:02.809	1:35.775	1:55.536	178.9	39:42.818

14		Aston Martin Performance Centre		INV-Vulcan			
1. Peter DUMBRECK							
2. Chris HARRIS							
1	1	3:57.351	38.186	1:30.038	1:49.127	204.5	3:57.351
2	1	4:13.544	37.452	1:29.156	2:06.936	193.5	8:10.895
3	1	9:18.521 B	1:36.153	4:17.745	3:24.623	87.8	17:29.416
4	1	8:39.005	4:17.690	1:41.373	2:39.942	94.5	26:08.421
5	1	4:00.427	39.060	1:29.117	1:52.250	204.0	30:08.848
6	1	4:23.899	1:02.871	1:28.836	1:52.192	185.9	34:32.747
7	1	4:16.488	59.500	1:28.292	1:48.696	191.3	38:49.235
8	1	3:56.429	37.752	1:28.985	1:49.692	207.5	42:45.664
9	1	4:01.568	38.398	1:30.067	1:53.103	203.1	46:47.232

15		Whitebridge AMR		GT4			
1. Bonamy GRIMES							
1	1	4:32.861	45.462	1:41.161	2:06.238	177.9	4:32.861
2	1	4:31.144	42.794	1:40.288	2:08.062	180.9	9:04.005
3	1	8:46.930 B	55.920	4:17.542	3:33.468	93.1	17:50.935
4	1	8:19.331	3:57.495	1:45.302	2:36.534	98.2	26:10.266
5	1	4:32.980	44.377	1:40.455	2:08.148	179.7	30:43.246
6	1	4:52.851	1:07.698	1:40.517	2:04.636	167.5	35:36.097
7	1	4:51.954	1:06.779	1:40.759	2:04.416	168.0	40:28.051
8	1	4:27.774	42.748	1:40.832	2:04.194	183.2	44:55.825
9	1	4:29.051	42.651	1:40.990	2:05.410	182.3	49:24.876

17		Sporting and Historic Cars		INV-DBR9			
1. Dominik ROSCHMANN							
1	1	4:39.757	58.225	1:39.443	2:02.089	173.5	4:39.757
2	1	4:22.387	40.706	1:32.882	2:08.799	187.0	9:02.144
3	1	8:45.359 B	56.076	4:16.787	3:32.496	93.4	17:47.503
4	1	8:24.004	4:03.720	1:46.586	2:33.698	97.3	26:11.507
5	1	4:09.212	40.258	1:34.130	1:54.824	196.8	30:20.719
6	1	4:36.759	1:06.759	1:33.959	1:56.041	177.2	34:57.478
7	1	4:32.129	1:06.051	1:32.908	1:53.170	180.3	39:29.607
8	1	4:03.861	38.168	1:32.119	1:53.574	201.2	43:33.468
9	1	4:05.968	38.996	1:33.268	1:53.704	199.4	47:39.436

19		Aston Martin Belgium		GT4			
1. Jean-Paul HERREMAN							
1	1	5:13.344	1:01.720	1:50.545	2:21.079	154.9	5:13.344
2	1	6:21.904	47.416	1:50.392	3:44.096	128.4	11:35.248
3	1	6:30.513	57.640	2:26.289	3:06.584	125.6	18:05.761
4	1	8:05.463 B	54.322	3:39.693	3:31.448	101.0	26:11.224
5	1	6:23.812	2:12.296	1:53.059	2:18.457	127.8	32:35.036
6	1	5:12.550	1:06.927	1:49.139	2:16.484	156.9	37:47.586
7	1	4:49.722	46.509	1:49.257	2:13.956	169.3	42:37.308
8	1	4:50.915	45.999	1:49.862	2:15.054	168.6	47:28.223

32		22GT Racing		INV-DBRS9	
1. Tom ALEXANDER					
2. Adrian WILLMOTT					

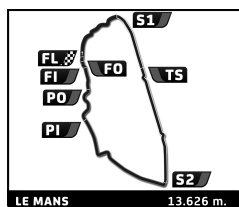
33		R-Motorsport		GT4			
1. Joshua REYNOLDS							
2. Markus LUNGSTRASS							
1	1	4:38.884	46.571	1:44.084	2:08.229	174.0	4:38.884
2	1	4:42.935	43.015	1:41.744	2:18.176	173.4	9:21.819
3	1	8:27.314	45.470	4:14.148	3:27.696	96.7	17:49.133
4	1	8:11.506 B	1:05.934	3:39.219	3:26.353	99.8	26:00.639
5	1	6:07.072	2:12.468	1:44.869	2:09.735	133.6	32:07.711
6	1	4:53.859	1:01.535	1:44.827	2:07.497	166.9	37:01.570
7	1	4:33.955	43.811	1:43.956	2:06.188	179.1	41:35.525
8	1	4:35.490	44.059	1:43.969	2:07.462	178.1	46:11.015
9	1	4:33.066	43.095	1:43.604	2:06.367	179.6	50:44.081

47		Jetstream Motorsport		GT3			
1. Graham DAVISON							
1	1	4:02.862	39.391	1:32.704	1:50.767	199.8	4:02.862
2	1	4:29.846	37.576	1:31.573	2:20.697	181.8	8:32.708
3	1	8:59.073 B	1:17.093	4:17.545	3:24.435	91.0	17:31.781
4	1	8:36.009	3:54.779	1:34.991	3:06.239	95.1	26:07.790
5	1	4:02.140	38.173	1:31.868	1:52.099	202.6	30:09.930
6	1	4:27.910	1:05.358	1:31.677	1:50.875	183.1	34:37.840
7	1	4:29.385	1:08.047	1:31.529	1:49.809	182.1	39:07.225
8	1	3:59.033	37.406	1:31.309	1:50.318	205.2	43:06.258
9	1	4:57.502	37.323	1:45.133	2:35.046	164.9	48:03.760

50		Aston Passion		INV-GT4			
1. Vincent BIALOSTOTSKI							
2. Bernard PASCAL							
1	1	4:55.480	55.806	1:45.611	2:14.063	164.2	4:55.480
2	1	5:07.157	46.242	1:45.717	2:35.198	159.7	10:02.637
3	1	8:09.046 B	1:03.416	3:27.575	3:38.055	100.3	18:11.683
4	1	8:17.243	4:03.305	1:55.658	2:18.280	98.7	26:28.926
5	1	4:45.032	47.058	1:44.417	2:13.557	172.1	31:13.958
6	1	5:01.277	1:02.379	1:45.382	2:13.516	162.8	36:15.235
7	1	4:48.181	49.537	1:43.941	2:14.703	170.2	41:03.416
8	1	4:43.694	46.399	1:43.101	2:14.194	172.9	45:47.110
9	1	4:48.033	45.566	1:43.866	2:18.601	170.3	50:35.143

57		Whitebridge AMR		GT4			
1. Chris MURPHY							
2. Barry McMAHON							
1	1	4:51.028	51.121	1:44.871	2:15.036	166.8	4:51.028
2	1	4:55.050	45.497	1:47.359	2:22.194	166.3	9:46.078
3	1	8:16.381 B	47.196	3:55.092	3:34.093	98.8	18:02.459
4	1	8:15.158	3:58.318	1:50.323	2:26.517	99.1	26:17.617

59		Young Driver AMR		INV-GT3			
1. Jan STRUVE							
2. John GAW							
1	1	4:00.821	38.863	1:31.084	1:50.874	201.5	4:00.821
2	1	4:12.184	37.533	1:30.383	2:04.268	194.5	8:13.005



Aston Martin Racing Lemans Festival 2018

86^e Edition des 24 Heures du Mans Race

Analysis

Personal Best Session Best B Crossing the finish line in pit lane

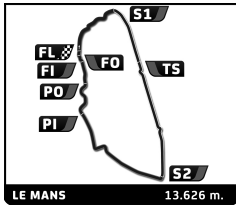
Lap	D	Time	Sector 1	Sector 2	Sector 3	Kph	Elapsed	Lap	D	Time	Sector 1	Sector 2	Sector 3	Kph	Elapsed
3	1	9:17.832 B	1:34.998	4:18.221	3:24.613	87.9	17:30.837	9	1	4:30.411	42.898	1:40.159	2:07.354	181.4	49:30.957
4	1	8:45.815	4:28.129	1:51.040	2:26.646	93.3	26:16.652	68 Team BRIT 1.Warren McKINLAY 2.Jamie FALVEY GT4							
5	1	4:22.431	43.240	1:36.673	2:02.518	186.9	30:39.083	1	1	4:37.544	48.305	1:42.768	2:06.471	174.9	4:37.544
6	1	4:37.361	1:02.902	1:35.565	1:58.894	176.9	35:16.444	2	1	4:29.059	42.044	1:38.970	2:08.045	182.3	9:06.603
7	1	4:35.568	1:03.767	1:34.521	1:57.280	178.0	39:52.012	3	1	8:47.390 B	55.177	4:17.915	3:34.298	93.0	17:53.993
8	1	4:08.285	39.902	1:32.759	1:55.624	197.6	44:00.297	4	1	8:20.352 B	1:22.175	3:25.634	3:32.543	98.0	26:14.345
9	1	4:49.062	1:12.826	1:35.653	2:00.583	169.7	48:49.359	5	1	6:05.849	2:13.846	1:45.423	2:06.580	134.1	32:20.194
60 Stratton Motorsport 1.Robin MARRIOTT GT4							6	1	4:48.186	1:02.296	1:41.975	2:03.915	170.2	37:08.380	
1	1	4:56.121	55.170	1:47.539	2:13.412	163.9	4:56.121	7	1	4:31.448	45.960	1:41.715	2:03.773	180.7	41:39.828
2	1	7:00.752 B	46.272	2:46.734	3:27.746	116.6	11:56.873	8	1	4:30.650	43.057	1:40.342	2:07.251	181.2	46:10.478
3	1	14:15.933 B	7:18.739	3:25.138	3:32.056	57.3	26:12.806	9	1	4:36.816	42.784	1:49.911	2:04.121	177.2	50:47.294
4	1	6:19.031	2:12.584	1:50.424	2:16.023	129.4	32:31.837	71 Stratton Motorsport 1.David TINN GT4							
5	1	5:12.327	1:07.811	1:47.331	2:17.185	157.1	37:44.164	1	1	4:43.263	50.132	1:43.702	2:09.429	171.3	4:43.263
6	1	4:51.673	46.287	1:48.634	2:16.752	168.2	42:35.837	2	1	4:41.848	44.074	1:43.012	2:14.762	174.0	9:25.111
7	1	5:06.453	46.310	1:56.375	2:23.768	160.1	47:42.290	3	1	8:32.410 B	46.327	4:13.353	3:32.730	95.7	17:57.521
61 Academy Motorsport powered by W. 1.JM LITTMAN 2.Rik BREUKERS GT4							4	1	8:16.535	3:55.534	1:51.101	2:29.900	98.8	26:14.056	
1	1	4:39.258	46.332	1:44.496	2:08.430	173.8	4:39.258	5	1	4:40.568	43.919	1:45.246	2:11.403	174.8	30:54.624
2	1	6:56.181	44.079	2:38.252	3:33.850	117.9	11:35.439	6	1	4:57.044	1:05.848	1:42.080	2:09.116	165.1	35:51.668
3	1	6:41.527 B	57.805	2:26.331	3:17.391	122.2	18:16.966	7	1	4:50.730	1:01.685	1:41.623	2:07.422	168.7	40:42.398
4	1	8:06.294	3:51.469	1:50.531	2:24.294	100.9	26:23.260	8	1	4:32.588	42.639	1:43.049	2:06.900	180.0	45:14.986
5	1	4:25.878	42.272	1:39.674	2:03.932	184.5	30:49.138	9	1	4:31.519	42.963	1:42.889	2:05.667	180.7	49:46.505
6	1	4:47.482	1:06.454	1:39.378	2:01.650	170.6	35:36.620	73 MB Racing 1.Mike BROWN 2.Paul CRIPPS GT3							
7	1	5:06.957	1:06.542	1:40.101	2:20.314	159.8	40:43.577	1	1	4:22.179	43.633	1:35.483	2:03.063	185.1	4:22.179
8	1	4:22.893	43.816	1:39.663	1:59.414	186.6	45:06.470	2	1	4:24.500	41.592	1:36.444	2:06.464	185.5	8:46.679
9	1	4:18.573	41.283	1:37.773	1:59.517	189.7	49:25.043	3	1	8:57.447 B	1:10.507	4:16.877	3:30.063	91.3	17:44.126
62 Academy Motorsport with Walero 1.Fiona JAMES GT4							4	1	8:37.610	4:22.339	1:50.308	2:24.963	94.8	26:21.736	
1	1	4:44.652	51.600	1:44.865	2:08.187	170.5	4:44.652	5	1	4:35.348	44.376	1:45.613	2:05.359	178.2	30:57.084
2	1	4:41.591	44.785	1:42.726	2:14.080	174.2	9:26.243	6	1	4:47.900	1:04.391	1:38.450	2:05.059	170.4	35:44.984
3	1	8:33.590 B	49.694	4:10.263	3:33.633	95.5	17:59.833	7	1	4:37.335	59.486	1:37.491	2:00.358	176.9	40:22.319
64 Academy Motorsport 1.Steven DAVISON 2.Finlay HUTCHISON GT4							8	1	4:15.103	41.818	1:35.554	1:57.731	192.3	44:37.422	
1	1	4:39.427	48.654	1:42.626	2:08.147	173.7	4:39.427	9	1	4:15.443	41.057	1:35.011	1:59.375	192.0	48:52.865
2	1	4:44.298	46.218	1:41.181	2:16.899	172.5	9:23.725	88 22GT Racing 1.Martin BUCKLAND GT4							
3	1	8:27.367	44.045	4:14.860	3:28.462	96.7	17:51.092	1	1	5:00.260	56.592	1:47.203	2:16.465	161.6	5:00.260
4	1	8:11.139 B	1:04.647	3:39.897	3:26.595	99.9	26:02.231	2	1	5:05.304	46.215	1:48.374	2:30.715	160.7	10:05.564
5	1	6:46.901	2:42.385	1:45.982	2:18.534	120.6	32:49.132	3	1	8:09.355 B	1:03.590	3:27.146	3:38.619	100.2	18:14.919
6	1	5:03.725	1:08.700	1:44.121	2:10.904	161.5	37:52.857	4	1	8:16.738	4:02.027	1:54.534	2:20.177	98.8	26:31.657
7	1	4:37.287	44.274	1:42.770	2:10.243	176.9	42:30.144	5	1	4:43.961	46.391	1:45.018	2:12.552	172.7	31:15.618
8	1	4:43.798	44.306	1:46.750	2:12.742	172.8	47:13.942	6	1	4:56.649	1:01.844	1:43.610	2:11.195	165.4	36:12.267
66 Stratton Motor Co / TRG 1.Jeff HUBER GT4							7	1	4:48.854	53.687	1:43.684	2:11.483	169.8	41:01.121	
1	1	4:46.593	52.055	1:45.009	2:09.529	169.3	4:46.593	8	1	4:40.672	45.111	1:44.660	2:10.901	174.8	45:41.793
2	1	4:40.127	44.369	1:42.767	2:12.991	175.1	9:26.720	9	1	4:41.611	45.202	1:44.574	2:11.835	174.2	50:23.404
3	1	8:33.856 B	49.682	4:10.843	3:33.331	95.5	18:00.576	91 Weathertech 1.Stephen ARCHER 2.Felix ARCHER GT4							
4	1	8:14.745	3:53.644	1:52.212	2:28.889	99.1	26:15.321	1	1	4:58.708	1:00.171	1:45.590	2:12.947	162.5	4:58.708
5	1	4:36.448	44.063	1:44.363	2:08.022	177.4	30:51.769	2	1	5:06.107	45.511	1:45.254	2:35.342	160.2	10:04.815
6	1	4:54.814	1:05.761	1:41.680	2:07.373	166.4	35:46.583	3	1	7:55.113	1:03.594	3:26.610	3:24.909	103.2	17:59.928
7	1	4:45.863	59.349	1:41.523	2:04.991	171.6	40:32.446	4	1	8:06.731 B	56.369	3:40.364	3:29.998	100.8	26:06.659
8	1	4:28.100	43.088	1:40.834	2:04.178	183.0	45:00.546	5	1	6:19.234	2:20.723	1:47.520	2:10.991	129.3	32:25.893



ASTON MARTIN
RACING



LE MANS
FESTIVAL 2018



Aston Martin Racing Lemans Festival 2018

86^e Edition des 24 Heures du Mans Race

Analysis

■ Personal Best ■ Session Best B Crossing the finish line in pit lane

Lap	D	Time	Sector 1	Sector 2	Sector 3	Kph	Elapsed	Lap	D	Time	Sector 1	Sector 2	Sector 3	Kph	Elapsed
6	1	5:00.241	1:06.357	1:44.558	2:09.326	163.4	37:26.134								
7	1	4:36.131	45.125	1:43.138	2:07.868	177.6	42:02.265								
8	1	4:47.617	44.490	1:45.892	2:17.235	170.6	46:49.882								

95		Young Driver AMR				INV-GTE	
		1. Benny SIMONSEN					
		2. Lasse SORENSEN					
1	1	4:09.082	42.397	1:33.818	1:52.867	194.8	4:09.082
2	1	4:28.209	38.516	1:31.631	2:18.062	182.9	8:37.291
3	1	9:03.981 B	1:16.946	4:17.837	3:29.198	90.2	17:41.272
4	1	8:38.266	4:22.074	1:51.480	2:24.712	94.6	26:19.538
5	1	4:12.083	40.719	1:33.667	1:57.697	194.6	30:31.621
6	1	4:32.611	1:05.135	1:32.613	1:54.863	179.9	35:04.232
7	1	4:28.793	1:06.317	1:31.644	1:50.832	182.5	39:33.025
8	1	4:01.258	37.550	1:30.604	1:53.104	203.3	43:34.283
9	1	4:04.894	39.130	1:31.692	1:54.072	200.3	47:39.177

97		Aston Martin Performance Centre				GT4	
		1. Jurgen KRONER					
		2. Marek REICHMAN					
1	1	4:51.821	53.540	1:45.092	2:13.189	166.3	4:51.821
2	1	5:09.026	47.158	1:47.225	2:34.643	158.7	10:00.847
3	1	8:08.861 B	52.223	3:39.487	3:37.151	100.3	18:09.708
4	1	8:24.344	4:08.038	1:54.459	2:21.847	97.3	26:34.052
5	1	4:50.427	47.530	1:45.261	2:17.636	168.9	31:24.479
6	1	5:14.797	1:12.252	1:46.804	2:15.741	155.8	36:39.276
7	1	4:50.106	47.180	1:45.532	2:17.394	169.1	41:29.382
8	1	5:29.835	46.720	1:46.191	2:56.924	148.7	46:59.217

98		Aston Martin Performance Centre				INV-GT8	
		1. Andrew PALMER					
		2. Peter CATE					
1	1	4:30.596	47.174	1:39.785	2:03.637	179.4	4:30.596
2	1	4:32.355	42.251	1:41.315	2:08.789	180.1	9:02.951
3	1	8:47.266 B	56.212	4:17.435	3:33.619	93.0	17:50.217
4	1	8:26.030	4:05.453	1:52.267	2:28.310	96.9	26:16.247
5	1	4:38.840	44.276	1:43.453	2:11.111	175.9	30:55.087
6	1	4:57.018	1:05.830	1:42.136	2:09.052	165.2	35:52.105
7	1	4:52.373	1:02.471	1:41.496	2:08.406	167.8	40:44.478
8	1	4:31.188	43.944	1:41.265	2:05.979	180.9	45:15.666
9	1	4:43.599	43.043	1:54.062	2:06.494	173.0	49:59.265

99		Aston Martin Performance Centre				GT4	
		1. Jamie CHADWICK					
		2. Paul HOLLYWOOD					
1	1	4:53.179	53.994	1:45.864	2:13.321	165.5	4:53.179
2	1	5:10.391	47.085	1:47.720	2:35.586	158.0	10:03.570