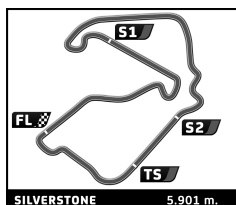


**FIA WEC**  
**6 Hours of Silverstone**  
**Race**

**Pit Stop Analysis**

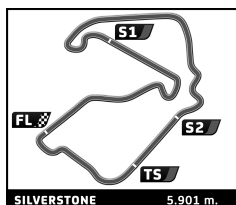
Nr.	In Time	In Driver	Out Time	Out Driver	Pit Time	T. Pit Time	Nr.	In Time	In Driver	Out Time	Out Driver	Pit Time	T. Pit Time	
<b>1</b>	<b>Rebellion Racing</b> Rebellion R13 - Gibson LMP1							<b>10</b>	<b>DragonSpeed</b> BR Engineering BR1 - Gibson LMP1					
1	12:39:00.354	N. JANI	12:40:11.906	N. JANI	1:11.552	1:11.552	1	12:34:41.237	B. HANLEY	12:36:04.030	B. HANLEY	1:22.793	1:22.793	
2	13:20:15.574	N. JANI	13:21:38.673	A. LOTTERER	1:23.099	2:34.651	2	13:14:11.543	B. HANLEY	13:15:30.251	R. VAN DER ZANDE	1:18.708	2:41.501	
3	14:01:44.340	A. LOTTERER	14:02:53.969	A. LOTTERER	1:09.629	3:44.280	3	13:17:11.379	R. VAN DER ZANDE	13:32:52.221	R. VAN DER ZANDE	15:40.842	18:22.343	
4	14:59:22.974	A. LOTTERER	15:00:34.375	N. JANI	1:11.401	4:55.681	4	14:09:15.428	R. VAN DER ZANDE	14:10:34.997	R. VAN DER ZANDE	1:19.569	19:41.912	
5	15:40:46.923	N. JANI	15:41:58.389	N. JANI	1:11.466	6:07.147	5	14:47:32.828	R. VAN DER ZANDE	14:50:23.680	H. HEDMAN	2:50.852	22:32.764	
6	16:10:43.475	N. JANI	16:11:51.236	A. LOTTERER	1:07.761	7:14.908	6	14:59:29.765	H. HEDMAN	15:00:36.334	H. HEDMAN	1:06.569	23:39.333	
7	16:57:18.384	A. LOTTERER	16:58:28.285	A. LOTTERER	1:09.901	8:24.809	7	15:33:58.227	H. HEDMAN	15:35:34.959	B. HANLEY	1:36.732	25:16.065	
8	17:33:08.918	A. LOTTERER	17:34:19.290	N. JANI	1:10.372	9:35.181	8	15:44:34.039	B. HANLEY	15:58:24.730	B. HANLEY	13:50.691	39:06.756	
9	17:44:40.469	N. JANI	17:45:48.137	N. JANI	1:07.668	10:42.849	9	16:25:14.346	B. HANLEY	16:25:45.851	B. HANLEY	31.505	39:38.261	
							10	16:45:24.651	B. HANLEY	16:49:20.546	R. VAN DER ZANDE	3:55.895	43:34.156	
							11	17:27:28.829	R. VAN DER ZANDE	17:28:51.026	H. HEDMAN	1:22.197	44:56.353	
							12	17:38:23.141	H. HEDMAN	17:39:38.306	B. HANLEY	1:15.165	46:11.518	
<b>3</b>	<b>Rebellion Racing</b> Rebellion R13 - Gibson LMP1							<b>11</b>	<b>SMP Racing</b> BR Engineering BR1 - AER LMP1					
1	12:37:52.688	M. BECHE	12:39:01.262	M. BECHE	1:08.574	1:08.574	1	12:38:56.151	M. ALESHIN	12:40:10.971	M. ALESHIN	1:14.820	1:14.820	
2	13:19:30.837	M. BECHE	13:20:58.888	G. MENEZES	1:28.051	2:36.625								
3	13:58:58.188	G. MENEZES	14:00:07.128	G. MENEZES	1:08.940	3:45.565								
4	14:12:56.966	G. MENEZES	14:13:43.419	G. MENEZES	46.453	4:32.018								
5	15:06:11.466	G. MENEZES	15:07:35.741	T. LAURENT	1:24.275	5:56.293								
6	15:47:16.838	T. LAURENT	15:48:29.054	T. LAURENT	1:12.216	7:08.509								
7	16:13:12.228	T. LAURENT	16:14:08.158	T. LAURENT	55.930	8:04.439								
8	16:54:59.350	T. LAURENT	16:56:09.747	G. MENEZES	1:10.397	9:14.836								
9	17:25:14.666	G. MENEZES	17:26:17.532	G. MENEZES	1:02.866	10:17.702								
<b>4</b>	<b>Bykolles Racing Team</b> Enso CLM P1/01 - Nismo LMP1							<b>17</b>	<b>SMP Racing</b> BR Engineering BR1 - AER LMP1					
1	12:42:09.079	O. WEBB	12:48:55.464	O. WEBB	6:46.385	6:46.385	1	12:27:12.758	S. SARRAZIN	12:27:44.588	S. SARRAZIN	31.830	31.830	
2	13:29:18.039	O. WEBB	13:42:12.675	R. BINDER	12:54.636	19:41.021	2	12:43:20.139	S. SARRAZIN	12:44:32.583	S. SARRAZIN	1:12.444	1:44.274	
							3	13:26:38.409	S. SARRAZIN	13:27:52.981	E. ORUDZHEV	1:14.572	2:58.846	
							4	14:10:47.643	E. ORUDZHEV	14:12:00.033	E. ORUDZHEV	1:12.390	4:11.236	
							5	14:43:05.523	E. ORUDZHEV	14:44:05.450	E. ORUDZHEV	59.927	5:11.163	
							6	15:38:10.314	E. ORUDZHEV	15:39:23.974	S. SARRAZIN	1:13.660	6:24.823	
							7	16:13:00.123	S. SARRAZIN	16:14:04.685	S. SARRAZIN	1:04.562	7:29.385	
							8	17:00:21.659	S. SARRAZIN	17:02:07.896	E. ORUDZHEV	1:46.237	9:15.622	
							9	17:43:45.593	E. ORUDZHEV	17:44:44.046	E. ORUDZHEV	58.453	10:14.075	
<b>7</b>	<b>Toyota Gazoo Racing</b> Toyota TS050 - Hybrid LMP1 H							<b>28</b>	<b>TDS Racing</b> Oreca 07 - Gibson LMP2					
1	12:37:44.478	K. KOBAYASHI	12:38:51.873	K. KOBAYASHI	1:07.395	1:07.395	1	12:40:03.527	F. PERRODC	12:41:11.412	M. VAXIVIERI	1:07.885	1:07.885	
2	13:18:05.019	K. KOBAYASHI	13:19:10.088	M. CONWAY	1:05.069	2:12.464	2	13:19:13.425	M. VAXIVIERI	13:20:19.161	M. VAXIVIERI	1:05.736	2:13.621	
3	13:57:57.875	M. CONWAY	13:59:01.236	M. CONWAY	1:03.361	3:15.825	3	14:00:11.766	M. VAXIVIERI	14:01:18.298	F. PERRODC	1:06.532	3:20.153	
4	14:09:56.970	M. CONWAY	14:10:43.923	M. CONWAY	46.953	4:02.778	4	14:40:04.932	F. PERRODC	14:41:08.706	L. DUVAL	1:03.774	4:23.927	
5	15:02:43.213	M. CONWAY	15:03:45.804	J. LOPEZ	1:02.591	5:05.369	5	15:08:50.017	L. DUVAL	15:27:37.241	L. DUVAL	18:47.224	23:11.151	
6	15:42:40.582	J. LOPEZ	15:43:43.998	J. LOPEZ	1:03.416	6:08.785	6	15:54:27.110	L. DUVAL	15:55:39.401	L. DUVAL	1:12.291	24:23.442	
7	16:12:58.357	J. LOPEZ	16:13:55.741	K. KOBAYASHI	57.384	7:06.169	7	16:15:00.675	L. DUVAL	16:16:02.756	L. DUVAL	1:02.081	25:25.523	
8	16:55:42.306	K. KOBAYASHI	16:56:54.639	K. KOBAYASHI	1:12.333	8:18.502	8	16:53:38.139	L. DUVAL	16:54:42.694	F. PERRODC	1:04.555	26:30.078	
9	17:36:12.839	K. KOBAYASHI	17:37:08.705	K. KOBAYASHI	55.866	9:14.368	9	17:34:06.302	F. PERRODC	17:35:19.376	M. VAXIVIERI	1:13.074	27:43.152	
							10	17:38:56.385	M. VAXIVIERI	17:39:47.250	M. VAXIVIERI	50.865	28:34.017	
<b>8</b>	<b>Toyota Gazoo Racing</b> Toyota TS050 - Hybrid LMP1 H							<b>29</b>	<b>Racing Team Nederland</b> Dallara P217 - Gibson LMP2					
1	12:37:45.698	S. BUEMI	12:38:57.577	S. BUEMI	1:11.879	1:11.879	1	12:37:01.594	G. VAN DER GARDE	12:38:12.219	G. VAN DER GARDE	1:10.625	1:10.625	
2	13:16:22.476	S. BUEMI	13:17:28.948	F. ALONSO	1:06.472	2:18.351	2	13:19:07.740	G. VAN DER GARDE	13:20:21.365	F. VAN EERD	1:13.625	2:24.250	
3	13:56:16.702	F. ALONSO	13:57:22.528	F. ALONSO	1:05.826	3:24.177	3	14:05:11.932	F. VAN EERD	14:06:25.877	F. VAN EERD	1:13.945	3:38.195	
4	14:09:57.685	F. ALONSO	14:10:53.966	F. ALONSO	56.281	4:20.458	4	14:42:35.488	F. VAN EERD	14:43:54.187	N. DE VRIES	1:18.699	4:56.894	
5	15:04:20.372	F. ALONSO	15:05:24.899	K. NAKAJIMA	1:04.527	5:24.985	5	15:32:44.509	N. DE VRIES	15:34:02.488	N. DE VRIES	1:17.979	6:14.873	
6	15:44:30.963	K. NAKAJIMA	15:45:34.427	K. NAKAJIMA	1:03.464	6:28.449	6	16:12:24.092	N. DE VRIES	16:13:37.180	G. VAN DER GARDE	1:13.088	7:27.961	
7	16:13:43.496	K. NAKAJIMA	16:14:47.379	S. BUEMI	1:03.883	7:32.332								
8	16:54:15.020	S. BUEMI	16:55:17.292	S. BUEMI	1:02.272	8:34.604								
9	17:34:15.488	S. BUEMI	17:35:13.021	S. BUEMI	57.533	9:32.137								



**FIA WEC  
6 Hours of Silverstone  
Race**

**Pit Stop Analysis**

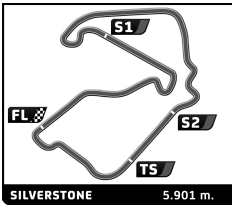
Nr.	In Time	In Driver	Out Time	Out Driver	Pit Time	T. Pit Time	Nr.	In Time	In Driver	Out Time	Out Driver	Pit Time	T. Pit Time
7	16:58:35.734	G. VAN DER GARDE	16:59:48.454	G. VAN DER GARDE	1:12.720	8:40.681	<b>50 Larbre Competition</b> Ligier JSP217 - Gibson LMP2						
8	17:36:53.569	G. VAN DER GARDE	17:37:59.582	G. VAN DER GARDE	1:06.013	9:46.694	1	12:41:57.983	E. CREED	12:43:08.813	E. CREED	1:10.830	1:10.830
<b>31 DragonSpeed</b> Oreca 07 - Gibson LMP2							2	13:26:47.661	E. CREED	13:28:18.660	R. RICCI	1:30.999	2:41.829
1	12:38:09.005	R. GONZALEZ	12:39:50.590	R. GONZALEZ	1:41.585	1:41.585	3	14:11:36.796	R. RICCI	14:12:43.213	R. RICCI	1:06.417	3:48.246
2	13:19:04.181	R. GONZALEZ	13:20:22.218	P. MALDONADO	1:18.037	2:59.622	4	14:56:46.708	R. RICCI	14:58:25.906	Y. MORI	1:39.198	5:27.444
3	14:00:33.419	P. MALDONADO	14:01:49.696	P. MALDONADO	1:16.277	4:15.899	5	15:21:35.171	Y. MORI	15:22:56.439	E. CREED	1:21.268	6:48.712
4	14:54:51.381	P. MALDONADO	14:56:02.942	P. MALDONADO	1:11.561	5:27.460	6	16:06:00.070	E. CREED	16:07:24.367	E. CREED	1:24.297	8:13.009
5	15:36:32.160	P. MALDONADO	15:37:57.841	A. DAVIDSON	1:25.681	6:53.141	7	16:17:25.489	E. CREED	16:19:02.226	R. RICCI	1:36.737	9:49.746
6	16:12:55.588	A. DAVIDSON	16:17:26.593	A. DAVIDSON	4:31.005	11:24.146	8	17:02:26.784	R. RICCI	17:04:08.711	Y. MORI	1:41.927	11:31.673
7	16:26:59.639	A. DAVIDSON	16:28:53.509	A. DAVIDSON	1:53.870	13:18.016	9	17:15:45.493	Y. MORI	17:17:45.681	Y. MORI	2:00.188	13:31.861
8	16:59:54.418	A. DAVIDSON	17:01:06.278	A. DAVIDSON	1:11.860	14:29.876	10	17:35:32.502	Y. MORI	17:37:15.845	E. CREED	1:43.343	15:15.204
9	17:30:30.035	A. DAVIDSON	17:31:01.560	A. DAVIDSON	31.525	15:01.401	<b>51 AF Corse</b> Ferrari 488 GTE EVO LMGTE Pro						
10	17:40:02.872	A. DAVIDSON	17:41:03.073	A. DAVIDSON	1:00.201	16:01.602	1	13:02:35.906	A. PIER GUIDI	13:03:56.946	A. PIER GUIDI	1:21.040	1:21.040
<b>36 Signatech Alpine Matmut</b> Alpine A470 - Gibson LMP2							2	14:11:06.015	A. PIER GUIDI	14:12:18.174	J. CALADO	1:12.159	2:33.199
1	12:41:19.922	N. LAPIERRE	12:42:34.165	P. THIRIET	1:14.243	1:14.243	3	15:29:12.648	J. CALADO	15:30:24.330	J. CALADO	1:11.682	3:44.881
2	13:23:31.474	P. THIRIET	13:24:44.270	A. NEGRÃO	1:12.796	2:27.039	4	16:10:46.547	J. CALADO	16:11:47.913	A. PIER GUIDI	1:01.366	4:46.247
3	14:06:59.948	A. NEGRÃO	14:08:11.640	P. THIRIET	1:11.692	3:38.731	5	17:20:55.863	A. PIER GUIDI	17:21:52.561	A. PIER GUIDI	56.698	5:42.945
4	14:53:13.726	P. THIRIET	14:54:19.389	A. NEGRÃO	1:05.663	4:44.394	<b>54 Spirit of Race</b> Ferrari F488 GTE LMGTE Am						
5	15:38:12.906	A. NEGRÃO	15:39:22.381	N. LAPIERRE	1:09.475	5:53.869	1	12:10:51.653	G. FISICHELLA	12:23:28.444	F. CASTELLACCI	12:36.791	12:36.791
6	16:11:30.277	N. LAPIERRE	16:12:32.257	N. LAPIERRE	1:01.980	6:55.849	2	13:26:46.319	F. CASTELLACCI	13:33:09.896	T. FLOHR	6:23.577	19:00.368
7	16:26:48.749	N. LAPIERRE	16:28:55.785	N. LAPIERRE	2:07.036	9:02.885	3	14:09:13.515	T. FLOHR	14:10:53.228	G. FISICHELLA	1:39.713	20:40.081
8	16:59:50.650	N. LAPIERRE	17:01:00.606	A. NEGRÃO	1:09.956	10:12.841	4	15:24:04.880	G. FISICHELLA	15:25:42.420	T. FLOHR	1:37.540	22:17.621
9	17:41:33.380	A. NEGRÃO	17:42:35.155	A. NEGRÃO	1:01.775	11:14.616	5	16:35:56.889	T. FLOHR	16:37:15.565	F. CASTELLACCI	1:18.676	23:36.297
<b>37 Jackie Chan DC Racing</b> Oreca 07 - Gibson LMP2							6	17:20:04.234	F. CASTELLACCI	17:21:00.598	F. CASTELLACCI	56.364	24:32.661
1	12:38:41.178	J. JAAFAR	12:39:45.917	W. TAN	1:04.739	1:04.739	<b>56 Team Project 1</b> Porsche 911 RSR LMGTE Am						
2	13:19:52.495	W. TAN	13:20:55.802	W. TAN	1:03.307	2:08.046	1	12:59:45.914	E. PERFETTI	13:01:09.259	P. LINDSEY	1:23.345	1:23.345
3	14:01:27.962	W. TAN	14:02:35.857	J. JAAFAR	1:07.895	3:15.941	2	13:59:59.534	P. LINDSEY	14:01:27.791	E. PERFETTI	1:28.257	2:51.602
4	14:39:45.143	J. JAAFAR	14:40:45.098	J. JAAFAR	59.955	4:15.896	3	14:56:37.576	E. PERFETTI	14:57:46.848	J. BERGMEISTER	1:09.272	4:00.874
5	15:27:36.381	J. JAAFAR	15:28:40.237	N. JEFFRI	1:03.856	5:19.752	4	15:58:23.043	J. BERGMEISTER	15:59:43.916	P. LINDSEY	1:20.873	5:21.747
6	16:08:42.015	N. JEFFRI	16:09:46.123	N. JEFFRI	1:04.108	6:23.860	5	17:01:18.954	P. LINDSEY	17:02:35.503	J. BERGMEISTER	1:16.549	6:38.296
7	16:55:07.364	N. JEFFRI	16:56:10.909	J. JAAFAR	1:03.545	7:27.405	6	17:12:29.450	J. BERGMEISTER	17:14:19.365	J. BERGMEISTER	1:49.915	8:28.211
8	17:25:07.942	J. JAAFAR	17:26:04.543	J. JAAFAR	56.601	8:24.006	<b>61 Clearwater Racing</b> Ferrari F488 GTE LMGTE Am						
<b>38 Jackie Chan DC Racing</b> Oreca 07 - Gibson LMP2							1	13:02:07.516	K. SAWA	13:03:28.414	W. MOK	1:20.898	1:20.898
1	12:20:31.779	H. TUNG	12:21:03.551	H. TUNG	31.772	31.772	2	14:08:53.269	W. MOK	14:10:23.490	M. GRIFFIN	1:30.221	2:51.119
2	12:37:18.218	H. TUNG	12:38:26.534	H. TUNG	1:08.316	1:40.088	3	14:34:11.521	M. GRIFFIN	14:34:43.016	M. GRIFFIN	31.495	3:22.614
3	13:18:29.956	H. TUNG	13:19:33.613	S. RICHELMI	1:03.657	2:43.745	4	15:24:04.338	M. GRIFFIN	15:25:31.374	W. MOK	1:27.036	4:49.650
4	14:00:00.826	S. RICHELMI	14:01:04.089	S. RICHELMI	1:03.263	3:47.008	5	16:07:14.028	W. MOK	16:08:20.615	K. SAWA	1:06.587	5:56.237
5	14:56:32.398	S. RICHELMI	14:57:40.069	S. RICHELMI	1:07.671	4:54.679	6	17:18:07.221	K. SAWA	17:19:15.779	M. GRIFFIN	1:08.558	7:04.795
6	14:59:34.120	S. RICHELMI	15:00:31.589	G. AUBRY	57.469	5:52.148	<b>66 Ford Chip Ganassi Team UK</b> Ford GT LMGTE Pro						
7	15:40:33.742	G. AUBRY	15:41:35.958	G. AUBRY	1:02.216	6:54.364	1	13:00:30.259	O. PLA	13:01:40.320	S. MÜCKE	1:10.061	1:10.061
8	16:12:53.147	G. AUBRY	16:14:07.462	G. AUBRY	1:14.315	8:08.679	2	14:03:10.929	S. MÜCKE	14:04:21.483	S. MÜCKE	1:10.554	2:20.615
9	16:53:06.191	G. AUBRY	16:54:06.489	H. TUNG	1:00.298	9:08.977	3	14:59:24.180	S. MÜCKE	15:02:36.828	O. PLA	3:12.648	5:33.263
10	17:23:13.079	H. TUNG	17:24:08.801	H. TUNG	55.722	10:04.699							



**FIA WEC  
6 Hours of Silverstone  
Race**

**Pit Stop Analysis**

Nr.	In Time	In Driver	Out Time	Out Driver	Pit Time	T. Pit Time	Nr.	In Time	In Driver	Out Time	Out Driver	Pit Time	T. Pit Time
4	16:04:09.818	O. PLA	16:05:18.942	O. PLA	1:09.124	6:42.387	3	15:17:48.532	A. DAVISON	15:19:12.417	M. WAINWRIGHT	1:23.885	4:41.712
5	16:53:45.125	O. PLA	16:54:49.579	S. MÜCKE	1:04.454	7:46.841	4	16:06:56.715	M. WAINWRIGHT	16:08:08.897	B. BARKER	1:12.182	5:53.894
<b>67 Ford Chip Ganassi Team UK</b> Ford GT LMGTE Pro							<b>88 Dempsey - Proton Racing</b> Porsche 911 RSR LMGTE Am						
1	12:58:22.166	A. PRIAULX	12:59:31.669	A. PRIAULX	1:09.503	1:09.503	1	12:56:24.399	G. RODA	12:57:43.279	G. RODA JR	1:18.880	1:18.880
2	14:01:00.938	A. PRIAULX	14:02:10.621	H. TINCKNELL	1:09.683	2:19.186	2	14:00:57.077	G. RODA JR	14:02:25.752	M. CAIROLI	1:28.675	2:47.555
3	14:59:23.491	H. TINCKNELL	15:00:38.658	H. TINCKNELL	1:15.167	3:34.353	3	14:16:46.862	M. CAIROLI	14:17:50.434	M. CAIROLI	1:03.572	3:51.127
4	16:02:07.319	H. TINCKNELL	16:03:17.841	A. PRIAULX	1:10.522	4:44.875	4	15:13:38.480	M. CAIROLI	15:14:54.206	G. RODA	1:15.726	5:06.853
5	17:11:31.298	A. PRIAULX	17:12:34.207	H. TINCKNELL	1:02.909	5:47.784	5	16:05:58.767	G. RODA	16:07:16.054	G. RODA JR	1:17.287	6:24.140
<b>70 MR Racing</b> Ferrari F488 GTE LMGTE Am							<b>90 TF Sport</b> Aston Martin Vantage LMGTE Am						
1	12:59:05.117	M. ISHIKAWA	13:00:32.873	E. CHEEVER	1:27.756	1:27.756	1	12:59:59.125	S. YOLUC	13:01:22.135	C. EASTWOOD	1:23.010	1:23.010
2	14:01:25.889	E. CHEEVER	14:02:55.537	M. ISHIKAWA	1:29.648	2:57.404	2	14:02:02.122	C. EASTWOOD	14:03:33.678	S. YOLUC	1:31.556	2:54.566
3	15:01:34.556	M. ISHIKAWA	15:02:55.234	O. BERETTA	1:20.678	4:18.082	3	14:56:38.821	S. YOLUC	14:57:51.738	C. EASTWOOD	1:12.917	4:07.483
4	15:41:20.664	O. BERETTA	15:41:52.413	O. BERETTA	31.749	4:49.831	4	15:58:25.986	C. EASTWOOD	15:59:50.009	J. ADAM	1:24.023	5:31.506
5	16:04:16.258	O. BERETTA	16:05:39.643	E. CHEEVER	1:23.385	6:13.216	5	17:05:01.275	J. ADAM	17:06:21.777	J. ADAM	1:20.502	6:52.008
6	17:11:07.175	E. CHEEVER	17:12:29.298	O. BERETTA	1:22.123	7:35.339	6	17:12:14.208	J. ADAM	17:14:03.723	J. ADAM	1:49.515	8:41.523
<b>71 AF Corse</b> Ferrari 488 GTE EVO LMGTE Pro							<b>91 Porsche GT Team</b> Porsche 911 RSR LMGTE Pro						
1	13:00:19.145	S. BIRD	13:01:32.140	S. BIRD	1:12.995	1:12.995	1	13:00:38.026	G. BRUNI	13:01:46.157	R. LIETZ	1:08.131	1:08.131
2	14:03:15.779	S. BIRD	14:04:28.983	D. RIGON	1:13.204	2:26.199	2	14:01:33.591	R. LIETZ	14:02:46.793	G. BRUNI	1:13.202	2:21.333
3	14:43:55.808	D. RIGON	15:17:56.309	D. RIGON	34:00.501	36:26.700	3	15:19:21.486	G. BRUNI	15:20:34.424	R. LIETZ	1:12.938	3:34.271
4	16:14:49.367	D. RIGON	16:15:57.454	S. BIRD	1:08.087	37:34.787	4	16:11:41.047	R. LIETZ	16:12:46.321	G. BRUNI	1:05.274	4:39.545
5	17:17:03.186	S. BIRD	17:18:07.334	S. BIRD	1:04.148	38:38.935	5	17:17:03.678	G. BRUNI	17:18:08.241	G. BRUNI	1:04.563	5:44.108
<b>77 Dempsey - Proton Racing</b> Porsche 911 RSR LMGTE Am							<b>92 Porsche GT Team</b> Porsche 911 RSR LMGTE Pro						
1	13:00:05.256	C. RIED	13:01:28.949	J. ANDLAUER	1:23.693	1:23.693	1	12:58:09.262	K. ESTRE	12:59:20.707	M. CHRISTENSEN	1:11.445	1:11.445
2	14:02:33.987	J. ANDLAUER	14:03:55.194	M. CAMPBELL	1:21.207	2:44.900	2	13:51:38.865	M. CHRISTENSEN	13:52:46.331	K. ESTRE	1:07.466	2:18.911
3	15:19:35.998	M. CAMPBELL	15:20:56.407	C. RIED	1:20.409	4:05.309	3	15:09:21.158	K. ESTRE	15:10:32.691	K. ESTRE	1:11.533	3:30.444
4	16:10:20.247	C. RIED	16:11:40.010	J. ANDLAUER	1:19.763	5:25.072	4	16:10:45.795	K. ESTRE	16:11:58.338	M. CHRISTENSEN	1:12.543	4:42.987
5	17:11:40.637	J. ANDLAUER	17:12:57.476	M. CAMPBELL	1:16.839	6:41.911	5	17:15:09.629	M. CHRISTENSEN	17:16:14.552	M. CHRISTENSEN	1:04.923	5:47.910
<b>81 BMW Team MTEK</b> BMW M8 GTE LMGTE Pro							<b>95 Aston Martin Racing</b> Aston Martin Vantage LMGTE Pro						
1	12:58:53.300	M. TOMCZYK	13:00:03.486	N. CATSBURG	1:10.186	1:10.186	1	13:02:29.005	M. SØRENSEN	13:03:41.150	N. THIIIM	1:12.145	1:12.145
2	14:02:20.707	N. CATSBURG	14:03:31.655	M. TOMCZYK	1:10.948	2:21.134	2	14:05:33.258	N. THIIIM	14:06:44.683	N. THIIIM	1:11.425	2:23.570
3	15:17:50.866	M. TOMCZYK	15:19:01.882	M. TOMCZYK	1:11.016	3:32.150	3	15:27:27.038	N. THIIIM	15:28:40.866	M. SØRENSEN	1:13.828	3:37.398
4	16:13:10.961	M. TOMCZYK	16:14:16.271	N. CATSBURG	1:05.310	4:37.460	4	15:34:38.733	M. SØRENSEN	15:49:57.238	M. SØRENSEN	15:18.505	18:55.903
5	17:20:38.131	N. CATSBURG	17:21:42.902	N. CATSBURG	1:04.771	5:42.231	5	15:52:01.826	M. SØRENSEN	16:11:50.439	M. SØRENSEN	19:48.613	38:44.516
<b>82 BMW Team MTEK</b> BMW M8 GTE LMGTE Pro							<b>97 Aston Martin Racing</b> Aston Martin Vantage LMGTE Pro						
1	13:02:47.454	A. FARFUS	13:03:57.710	A. FARFUS	1:10.256	1:10.256	1	13:02:42.094	A. LYNN	13:03:55.323	M. MARTIN	1:13.229	1:13.229
2	14:08:40.827	A. FARFUS	14:09:51.794	A. DA COSTA	1:10.967	2:21.223	2	14:05:57.180	M. MARTIN	14:07:11.129	M. MARTIN	1:13.949	2:27.178
3	15:25:45.498	A. DA COSTA	15:26:56.950	A. DA COSTA	1:11.452	3:32.675	3	15:25:32.507	M. MARTIN	15:26:45.200	A. LYNN	1:12.693	3:39.871
<b>86 Gulf Racing</b> Porsche 911 RSR LMGTE Am							4 16:12:01.643 A. LYNN 16:13:09.154 M. MARTIN 1:07.511 4:47.382 5 17:22:11.384 M. MARTIN 17:23:15.696 M. MARTIN 1:04.312 5:51.694						



**FIA WEC**  
**6 Hours of Silverstone**  
**Race**

**Pit Stop Analysis**

Nr.	In Time	In Driver	Out Time	Out Driver	Pit Time	T. Pit Time	Nr.	In Time	In Driver	Out Time	Out Driver	Pit Time	T. Pit Time
-----	---------	-----------	----------	------------	----------	-------------	-----	---------	-----------	----------	------------	----------	-------------

<b>98 Aston Martin Racing</b>													
Aston Martin Vantage							LMGTE Am						
1	12:02:32.005	P. DALLA LANA	12:03:42.394	P. DALLA LANA	1:10.389	1:10.389							
2	13:07:19.235	P. DALLA LANA	13:08:41.203	M. LAUDA	1:21.968	2:32.357							
3	14:07:35.937	M. LAUDA	14:08:59.428	P. LAMY	1:23.491	3:55.848							
4	15:23:47.259	P. LAMY	15:25:09.988	P. DALLA LANA	1:22.729	5:18.577							
5	16:05:57.081	P. DALLA LANA	16:07:12.965	M. LAUDA	1:15.884	6:34.461							
6	17:02:42.579	M. LAUDA	17:03:58.440	P. LAMY	1:15.861	7:50.322							