

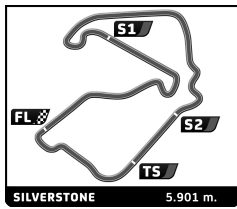
FIA F3 EUROPEAN CHAMPIONSHIP

6 Hours of Silverstone Free Practice 2

Analysis

■ Personal Best ■ Session Best B Crossing the finish line in pit lane

Lap	Time	Sector 1	Sector 2	Sector 3	Kph	Elapsed	Lap	Time	Sector 1	Sector 2	Sector 3	Kph	Elapsed	
1	Guanyu Zhou CHN							1	4:24.192	2:58.739	51.406	34.047	78.5	4:24.192
	PREMA Theodore Racing Dallara F317 - Mercedes-Benz							2	1:56.526	35.881	48.323	32.322	182.3	6:20.718
	1	4:17.637	2:48.917	54.104	34.616	80.5	4:17.637	3	1:54.253	35.255	47.363	31.635	185.9	8:14.971
	2	1:59.174	37.589	49.594	31.991	178.3	6:16.811	4	1:54.285	35.291	47.444	31.550	185.9	10:09.256
	3	1:52.773	35.074	46.681	31.018	188.4	8:09.584	5	1:53.746	35.182	47.180	31.384	186.8	12:03.002
	4	1:52.615	35.070	46.569	30.976	188.6	10:02.199	6	1:54.069	35.234	47.284	31.551	186.2	13:57.071
	5	1:52.579	35.031	46.500	31.048	188.7	11:54.778	7	2:01.251 B	36.625	48.805	35.821	175.2	15:58.322
	6	1:52.496	35.043	46.496	30.957	188.8	13:47.274	8	12:30.515	...	53.933	33.363	28.3	28:28.837
	7	1:57.313	35.156	46.504	35.653	181.1	15:44.587	9	1:56.468	35.574	48.928	31.966	182.4	30:25.305
	8	1:52.757	35.015	46.563	31.179	188.4	17:37.344	10	1:53.370	35.313	46.871	31.186	187.4	32:18.675
	9	1:59.401 B	35.777	46.883	36.741	177.9	19:36.745	11	2:04.179	43.588	48.853	31.738	171.1	34:22.854
	10	9:14.808	7:49.877	52.173	32.758	38.3	28:51.553	12	1:53.246	35.127	46.952	31.167	187.6	36:16.100
	11	1:57.793	36.407	48.838	32.548	180.3	30:49.346	13	1:53.068	35.023	46.823	31.222	187.9	38:09.168
	12	1:51.577	34.720	46.145	30.712	190.4	32:40.923	14	1:56.415	34.962	49.599	31.854	182.5	40:05.583
	13	1:51.795	34.777	46.229	30.789	190.0	34:32.718							
	14	2:08.868	34.772	56.879	37.217	164.8	36:41.586							
	15	1:52.429	34.807	46.663	30.959	189.0	38:34.015							
	16	1:51.965	34.964	46.148	30.853	189.7	40:25.980							
3	Sebastian Fernandez ESP							7	Ralf Aron EST					
	Motopark Dallara F317 - Volkswagen								PREMA Theodore Racing Dallara F317 - Mercedes-Benz					
	1	11:42.106	...	49.061	31.544	29.5	11:42.106	1	5:45.636	4:18.235	52.922	34.479	60.0	5:45.636
	2	1:53.329	35.109	46.633	31.587	187.5	13:35.435	2	1:59.718	37.612	49.496	32.610	177.4	7:45.354
	3	1:52.598	35.097	46.573	30.928	188.7	15:28.033	3	1:53.299	35.136	46.800	31.363	187.5	9:38.653
	4	1:52.623	34.974	46.583	31.066	188.6	17:20.656	4	1:52.905	35.130	46.642	31.133	188.2	11:31.558
	5	1:52.546	35.054	46.463	31.029	188.8	19:13.202	5	1:54.325	35.748	47.383	31.194	185.8	13:25.883
	6	1:52.281	35.045	46.209	31.027	189.2	21:05.483	6	1:53.011	35.028	46.630	31.353	188.0	15:18.894
	7	1:52.344	34.959	46.414	30.971	189.1	22:57.827	7	1:53.698	35.141	46.758	31.799	186.8	17:12.592
	8	1:57.119 B	34.967	47.370	34.782	181.4	24:54.946	8	1:56.459 B	35.344	46.870	34.245	182.4	19:09.051
	9	5:59.585	4:34.374	51.517	33.694	59.1	30:54.531	9	9:56.131	8:30.982	51.593	33.556	35.6	29:05.182
	10	1:52.276	34.992	46.356	30.928	189.2	32:46.807	10	2:00.261	37.629	50.298	32.334	176.6	31:05.443
	11	1:52.631	35.656	46.149	30.826	188.6	34:39.438	11	1:51.882	34.882	46.162	30.838	189.9	32:57.325
	12	1:55.651	34.763	46.273	34.615	183.7	36:35.089	12	2:00.426	34.848	47.421	38.157	176.4	34:57.751
	13	1:51.613	34.717	46.125	30.771	190.3	38:26.702	13	1:53.535	35.108	46.970	31.457	187.1	36:51.286
	14	2:04.102	34.966	52.822	36.314	171.2	40:30.804	14	1:53.454	35.081	47.087	31.286	187.2	38:44.740
								15	1:52.947	34.977	46.774	31.196	188.1	40:37.687
4	Mick Schumacher DEU							8	Marcus Armstrong ITA					
	PREMA Theodore Racing Dallara F317 - Mercedes-Benz								PREMA Theodore Racing Dallara F317 - Mercedes-Benz					
	1	7:00.833	5:35.457	52.504	32.872	49.3	7:00.833	1	9:25.385	7:58.104	54.232	33.049	36.7	9:25.385
	2	2:11.037	35.723	1:01.802	33.512	162.1	9:11.870	2	1:54.992	35.803	47.741	31.448	184.7	11:20.377
	3	1:53.167	35.130	46.773	31.264	187.7	11:05.037	3	1:51.832	34.844	46.112	30.876	190.0	13:12.209
	4	1:52.616	35.038	46.529	31.049	188.6	12:57.653	4	1:52.144	34.885	46.240	31.019	189.4	15:04.353
	5	1:52.626	34.986	46.505	31.135	188.6	14:50.279	5	1:56.127	34.806	46.345	34.976	182.9	17:00.480
	6	2:00.366	38.371	50.925	31.070	176.5	16:50.645	6	1:52.281	34.943	46.396	30.942	189.2	18:52.761
	7	2:13.899 B	34.900	1:04.054	34.945	158.7	19:04.544	7	1:56.124 B	34.970	46.300	34.854	182.9	20:48.885
	8	8:43.972	7:02.827	54.891	46.254	40.5	27:48.516	8	10:19.308	8:47.686	55.794	35.828	34.3	31:08.193
	9	1:59.708	38.749	49.534	31.425	177.5	29:48.224	9	1:53.892	35.485	47.065	31.342	186.5	33:02.085
	10	1:51.408	34.716	45.984	30.708	190.7	31:39.632	10	1:51.678	34.673	45.888	31.117	190.2	34:53.763
	11	1:51.385	34.770	46.029	30.586	190.7	33:31.017	11	1:51.368	34.714	45.876	30.778	190.8	36:45.131
	12	1:51.373	34.731	46.058	30.584	190.7	35:22.390	12	2:11.815	37.332	56.674	37.809	161.2	38:56.946
	13	2:04.242	39.887	53.394	30.961	171.0	37:26.632	13	1:51.262	34.626	45.906	30.730	190.9	40:48.208
	14	1:51.603	34.774	46.116	30.713	190.3	39:18.235							
	15	1:51.418	34.964	45.883	30.571	190.7	41:09.653							
5	Petru Florescu ROU							9	Jehan Daruvala IND					
	Fortec Motorsports Dallara F317 - Mercedes-Benz								Carlin Dallara F317 - Volkswagen					
	1	19:40.121	...	51.276	31.157	17.6	19:40.121	1	19:40.121	...	51.276	31.157	17.6	19:40.121
	2	1:52.850	35.113	46.748	30.989	188.2	21:32.971	2	1:52.850	35.113	46.748	30.989	188.2	21:32.971
	3	1:52.423	35.022	46.458	30.943	189.0	23:25.394	3	1:52.423	35.022	46.458	30.943	189.0	23:25.394
	4	1:59.063 B	35.076	47.302	36.685	178.4	25:24.457	4	1:59.063 B	35.076	47.302	36.685	178.4	25:24.457
	5	4:52.729	3:30.312	50.622	31.795	72.6	30:17.186	5	4:52.729	3:30.312	50.622	31.795	72.6	30:17.186
	6	1:53.683	35.579	46.858	31.246	186.9	32:10.869	6	1:53.683	35.579	46.858	31.246	186.9	32:10.869



FIA F3 EUROPEAN CHAMPIONSHIP

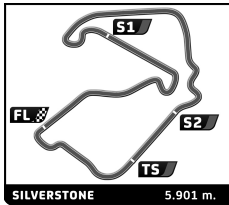
6 Hours of Silverstone

Free Practice 2

Analysis

■ Personal Best
 ■ Session Best
 ■ Crossing the finish line in pit lane

Lap	Time	Sector 1	Sector 2	Sector 3	Kph	Elapsed	Lap	Time	Sector 1	Sector 2	Sector 3	Kph	Elapsed
7	1:51.773	34.898	46.196	30.679	190.1	34:02.642	15	1:52.492	34.872	46.531	31.089	188.8	40:16.647
8	1:51.724	34.869	46.019	30.836	190.1	35:54.366	<div style="border: 1px solid black; padding: 2px;"> 13 Fabio Scherer CHE Motopark Dallara F317 - Volkswagen </div>						
9	1:56.773	37.963	47.688	31.122	181.9	37:51.139	1	14:26.746	...	51.796	32.052	23.9	14:26.746
10	1:51.736	34.928	46.159	30.649	190.1	39:42.875	2	1:53.118	35.081	46.865	31.172	187.8	16:19.864
11	1:51.765	34.948	46.159	30.658	190.1	41:34.640	3	1:52.889	35.219	46.627	31.043	188.2	18:12.753
<div style="border: 1px solid black; padding: 2px;"> 10 Robert Shvartzman RUS PREMA Theodore Racing Dallara F317 - Mercedes-Benz </div>							4	1:52.329	34.878	46.397	31.054	189.1	20:05.082
1	5:51.048	4:23.918	52.935	34.195	59.1	5:51.048	5	1:52.519	35.033	46.532	30.954	188.8	21:57.601
2	1:59.022	36.179	49.311	33.532	178.5	7:50.070	6	1:58.162	34.982	46.289	36.891	179.8	23:55.763
3	1:53.306	34.913	47.058	31.335	187.5	9:43.376	7	6:57.599	5:32.233	52.119	33.247	50.9	30:53.362
4	1:52.301	34.887	46.397	31.017	189.2	11:35.677	8	1:52.586	35.031	46.673	30.882	188.7	32:45.948
5	1:54.941	34.928	46.306	33.707	184.8	13:30.618	9	1:58.110	34.583	47.091	36.436	179.9	34:44.058
6	1:52.222	35.019	46.251	30.952	189.3	15:22.840	10	1:52.301	34.634	46.088	31.579	189.2	36:36.359
7	2:01.656	34.924	53.484	33.248	174.6	17:24.496	11	1:59.830	36.113	49.935	33.782	177.3	38:36.189
8	1:52.003	34.878	46.276	30.849	189.7	19:16.499	12	1:51.920	34.692	46.106	31.122	189.8	40:28.109
9	1:58.608	34.924	47.510	36.174	179.1	21:15.107	<div style="border: 1px solid black; padding: 2px;"> 15 Keyvan Soori Andres IRN Van Amersfoort Racing Dallara F317 - Mercedes-Benz </div>						
10	8:16.860	6:48.030	54.723	34.107	42.8	29:31.967	1	11:12.912	9:47.399	52.486	33.027	30.8	11:12.912
11	1:56.536	36.711	48.439	31.386	182.3	31:28.503	2	1:55.090	35.832	47.786	31.472	184.6	13:08.002
12	1:51.418	34.726	45.967	30.725	190.7	33:19.921	3	1:53.609	35.219	46.961	31.429	187.0	15:01.611
13	1:51.498	34.840	45.920	30.738	190.5	35:11.419	4	1:53.203	35.235	46.728	31.240	187.7	16:54.814
14	1:51.426	34.659	45.996	30.771	190.7	37:02.845	5	1:53.352	35.103	46.887	31.362	187.4	18:48.166
15	2:01.189	34.752	51.597	34.840	175.3	39:04.034	6	1:55.504	35.117	46.700	33.687	183.9	20:43.670
16	1:51.191	34.650	45.910	30.631	191.1	40:55.225	7	8:35.297	7:08.979	52.632	33.686	41.2	29:18.967
<div style="border: 1px solid black; padding: 2px;"> 11 Sacha Fenestraz FRA Carlin Dallara F317 - Volkswagen </div>							8	1:55.108	35.583	47.798	31.727	184.6	31:14.075
1	11:56.970	...	49.426	34.004	28.9	11:56.970	9	1:52.341	34.949	46.356	31.036	189.1	33:06.416
2	1:56.009	35.731	47.013	33.265	183.1	13:52.979	10	1:52.434	34.874	46.428	31.132	188.9	34:58.850
3	1:52.803	35.121	46.555	31.127	188.3	15:45.782	11	1:52.942	35.059	46.677	31.206	188.1	36:51.792
4	1:55.448	35.089	46.693	33.666	184.0	17:41.230	12	1:54.574	35.124	47.598	31.852	185.4	38:46.366
5	1:52.537	34.999	46.452	31.086	188.8	19:33.767	13	1:52.834	34.991	46.601	31.242	188.3	40:39.200
6	1:55.254	34.970	46.453	33.831	184.3	21:29.021	<div style="border: 1px solid black; padding: 2px;"> 16 Nikita Troitckii RUS Carlin Dallara F317 - Volkswagen </div>						
7	7:34.097	6:07.332	52.044	34.721	46.8	29:03.118	1	12:22.744	...	49.890	33.080	27.9	12:22.744
8	2:00.607	37.317	49.278	34.012	176.1	31:03.725	2	1:54.793	35.962	47.108	31.723	185.1	14:17.537
9	1:51.385	34.905	45.898	30.582	190.7	32:55.110	3	1:53.065	35.238	46.621	31.206	187.9	16:10.602
10	1:51.277	34.710	45.881	30.686	190.9	34:46.387	4	1:58.039	35.318	49.981	32.740	180.0	18:08.641
11	1:51.344	34.731	45.975	30.638	190.8	36:37.731	5	1:53.047	35.286	46.676	31.085	187.9	20:01.688
12	2:02.987	39.329	51.166	32.492	172.7	38:40.718	6	1:56.401	35.146	46.941	34.314	182.5	21:58.089
13	1:51.119	34.632	45.814	30.673	191.2	40:31.837	7	6:29.319	5:02.139	54.145	33.035	54.6	28:27.408
<div style="border: 1px solid black; padding: 2px;"> 12 Artem Petrov RUS Van Amersfoort Racing Dallara F317 - Mercedes-Benz </div>							8	1:55.428	36.116	47.772	31.540	184.0	30:22.836
1	9:02.654	7:38.883	51.594	32.177	38.2	9:02.654	9	1:52.393	35.125	46.325	30.943	189.0	32:15.229
2	1:54.048	35.590	47.200	31.258	186.3	10:56.702	10	1:52.449	34.980	46.424	31.045	188.9	34:07.678
3	1:53.654	35.097	47.149	31.408	186.9	12:50.356	11	1:52.259	34.920	46.287	31.052	189.2	35:59.937
4	1:55.789	35.187	49.244	31.358	183.5	14:46.145	12	1:59.055	34.922	52.553	31.580	178.4	37:58.992
5	1:52.995	35.086	46.786	31.123	188.0	16:39.140	13	1:52.590	34.880	46.628	31.082	188.7	39:51.582
6	1:53.106	35.144	46.822	31.140	187.8	18:32.246	14	1:52.529	35.226	46.330	30.973	188.8	41:44.111
7	1:53.072	35.116	46.794	31.162	187.9	20:25.318	<div style="border: 1px solid black; padding: 2px;"> 23 Jonathan Aberdein ZAF Motopark Dallara F317 - Volkswagen </div>						
8	1:55.497	35.218	47.169	33.110	183.9	22:20.815	1	7:59.642	6:34.511	52.030	33.101	43.2	7:59.642
9	6:31.692	5:06.711	52.137	32.844	54.2	28:52.507	2	1:57.276	36.317	48.045	32.914	181.1	9:56.918
10	1:57.542	35.889	49.032	32.621	180.7	30:50.049	3	1:51.796	34.773	46.152	30.871	190.0	11:48.714
11	1:52.354	34.901	46.530	30.923	189.1	32:42.403	4	2:00.090	37.264	49.277	33.549	176.9	13:48.804
12	1:52.601	34.915	46.617	31.069	188.7	34:35.004	5	1:51.826	34.830	46.106	30.890	190.0	15:40.630
13	1:56.413	37.440	47.138	31.835	182.5	36:31.417							
14	1:52.738	34.882	46.616	31.240	188.4	38:24.155							



FIA F3 EUROPEAN CHAMPIONSHIP
6 Hours of Silverstone
Free Practice 2

Analysis

■ Personal Best ■ Session Best ■ Crossing the finish line in pit lane

Lap	Time	Sector 1	Sector 2	Sector 3	Kph	Elapsed
6	2:05.274	34.839	55.570	34.865	169.6	17:45.904
7	1:51.991	34.888	46.346	30.757	189.7	19:37.895
8	1:51.534	34.754	46.092	30.688	190.5	21:29.429
9	1:59.633 B	35.139	46.992	37.502	177.6	23:29.062
10	5:10.973	3:45.211	52.334	33.428	68.3	28:40.035
11	2:02.873	35.820	55.785	31.268	172.9	30:42.908
12	1:51.369	34.662	45.867	30.840	190.7	32:34.277
13	2:00.222	34.741	54.254	31.227	176.7	34:34.499
14	1:51.416	34.720	45.981	30.715	190.7	36:25.915
15	1:51.144	34.660	45.967	30.517	191.1	38:17.059
16	2:05.195	38.819	55.527	30.849	169.7	40:22.254

24

Ameya Vaidyanathan

IND

Carlin

Dallara F317 - Volkswagen

1	12:53.603	...	50.815	31.738	26.8	12:53.603
2	1:55.143	35.259	48.141	31.743	184.5	14:48.746
3	1:54.183	35.348	47.336	31.499	186.0	16:42.929
4	1:54.026	35.282	47.278	31.466	186.3	18:36.955
5	1:58.040 B	35.280	47.217	35.543	180.0	20:34.995
6	7:57.344	6:31.621	52.872	32.851	44.5	28:32.339
7	1:59.128	36.162	48.826	34.140	178.3	30:31.467
8	1:53.584	35.064	46.609	31.911	187.0	32:25.051
9	1:53.415	35.122	46.913	31.380	187.3	34:18.466
10	1:53.156	35.146	46.884	31.126	187.7	36:11.622
11	1:53.220	35.034	46.998	31.188	187.6	38:04.842
12	1:52.934	35.012	46.683	31.239	188.1	39:57.776
13	1:53.185	35.147	46.802	31.236	187.7	41:50.961

25

Sophia Flörsch

DEU

Van Amersfoort Racing

Dallara F317 - Mercedes-Benz

1	10:20.066	9:00.019	48.318	31.729	33.4	10:20.066
2	1:53.806	35.284	47.183	31.339	186.7	12:13.872
3	2:03.680 B	35.230	48.947	39.503	171.8	14:17.552
4	10:01.555 B	8:38.319	48.876	34.360	35.3	24:19.107
5	5:06.340	3:41.252	52.949	32.139	69.3	29:25.447
6	1:54.083	35.335	47.195	31.553	186.2	31:19.530
7	1:53.188	35.014	46.974	31.200	187.7	33:12.718
8	1:52.810	34.803	46.780	31.227	188.3	35:05.528
9	1:53.409	34.986	46.996	31.427	187.3	36:58.937
10	1:53.281	34.935	47.035	31.311	187.5	38:52.218
11	1:57.369 B	35.091	47.044	35.234	181.0	40:49.587

27

Daniel Ticktum

GBR

Motopark

Dallara F317 - Volkswagen

1	6:54.886	5:29.729	52.102	33.055	50.0	6:54.886
2	1:56.330	36.508	48.088	31.734	182.6	8:51.216
3	1:54.636	34.839	48.210	31.587	185.3	10:45.852
4	1:52.075	34.820	46.322	30.933	189.5	12:37.927
5	1:51.720	34.767	46.204	30.749	190.2	14:29.647
6	1:59.149	38.782	49.209	31.158	178.3	16:28.796
7	1:51.919	34.873	46.207	30.839	189.8	18:20.715
8	1:53.131	34.634	46.127	32.370	187.8	20:13.846
9	1:51.945	34.860	46.173	30.912	189.8	22:05.791
10	1:55.914 B	34.919	46.574	34.421	183.3	24:01.705
11	4:39.467	3:10.909	51.533	37.025	76.0	28:41.172
12	2:06.006	39.740	53.293	32.973	168.6	30:47.178
13	1:50.988	34.634	45.787	30.567	191.4	32:38.166

14	1:50.821	34.458	45.824	30.539	191.7	34:28.987
15	2:01.346	34.968	54.444	31.934	175.1	36:30.333
16	1:51.807	34.594	46.042	31.171	190.0	38:22.140
17	1:50.753	34.446	45.815	30.492	191.8	40:12.893

33

Marino Sato

SMR

Motopark

Dallara F317 - Volkswagen

1	9:27.798	7:58.779	55.732	33.287	36.5	9:27.798
2	1:55.486	35.574	47.460	32.452	183.9	11:23.284
3	1:52.732	35.247	46.454	31.031	188.4	13:16.016
4	1:52.291	34.961	46.404	30.926	189.2	15:08.307
5	1:55.515	34.932	46.580	34.003	183.9	17:03.822
6	1:52.494	34.933	46.462	31.099	188.8	18:56.316
7	1:52.534	34.882	46.415	31.237	188.8	20:48.850
8	1:55.817 B	35.074	46.570	34.173	183.4	22:44.667
9	6:15.461	4:50.821	51.800	32.840	56.6	29:00.128
10	2:09.900	36.687	51.291	41.922	163.5	31:10.028
11	1:54.472	34.807	47.895	31.770	185.6	33:04.500
12	1:51.468	34.785	45.935	30.748	190.6	34:55.968
13	2:01.795	37.849	52.982	30.964	174.4	36:57.763
14	1:52.170	34.753	46.433	30.984	189.4	38:49.933
15	1:51.644	34.723	46.139	30.782	190.3	40:41.577

39

Alex Palou

ESP

Hitech Bullfrog GP

Dallara F317 - Mercedes-Benz

1	6:58.213	5:32.828	52.341	33.044	49.6	6:58.213
2	1:56.783	36.433	48.263	32.087	181.9	8:54.996
3	1:54.374	35.121	47.599	31.654	185.7	10:49.370
4	1:56.914	35.004	46.917	34.993	181.7	12:46.284
5	1:52.672	35.111	46.487	31.074	188.5	14:38.956
6	1:52.920	35.078	46.732	31.110	188.1	16:31.876
7	1:52.690	35.045	46.636	31.009	188.5	18:24.566
8	1:57.786 B	34.997	46.604	36.185	180.4	20:22.352
9	7:49.621	6:23.156	52.941	33.524	45.2	28:11.973
10	1:58.083	37.437	48.595	32.051	179.9	30:10.056
11	1:53.469	35.207	46.664	31.598	187.2	32:03.525
12	1:51.703	34.662	46.091	30.950	190.2	33:55.228
13	1:51.694	34.828	46.127	30.739	190.2	35:46.922
14	1:56.536	35.721	49.289	31.526	182.3	37:43.458
15	1:51.721	34.771	46.160	30.790	190.1	39:35.179
16	1:52.630	35.051	46.525	31.054	188.6	41:27.809

44

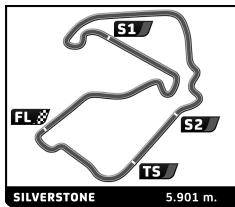
Jüri Vips

EST

Motopark

Dallara F317 - Volkswagen

1	10:05.637	8:39.737	53.739	32.161	34.2	10:05.637
2	1:53.860	35.206	47.419	31.235	186.6	11:59.497
3	1:55.596	34.854	46.379	34.363	183.8	13:55.093
4	1:54.912	34.898	47.054	32.960	184.9	15:50.005
5	1:52.376	34.865	46.533	30.978	189.0	17:42.381
6	1:52.281	34.791	46.446	31.044	189.2	19:34.662
7	1:59.171 B	35.263	47.439	36.469	178.3	21:33.833
8	9:01.830	7:36.344	50.896	34.590	39.2	30:35.663
9	1:56.671	38.757	46.840	31.074	182.1	32:32.334
10	1:51.608	34.592	45.979	31.037	190.3	34:23.942
11	2:04.249	40.239	48.287	35.723	171.0	36:28.191
12	1:55.251	34.801	49.175	31.275	184.3	38:23.442
13	1:51.483	34.533	46.051	30.899	190.6	40:14.925



FIA F3 EUROPEAN CHAMPIONSHIP

6 Hours of Silverstone

Free Practice 2

Analysis

■ Personal Best ■ Session Best B Crossing the finish line in pit lane

Lap	Time	Sector 1	Sector 2	Sector 3	Kph	Elapsed	Lap	Time	Sector 1	Sector 2	Sector 3	Kph	Elapsed	
62	Ferdinand Habsburg AUT							6	1:54.584	34.977	46.697	32.910	185.4	17:27.641
	Carlin Dallara F317 - Volkswagen							7	1:52.765	35.011	46.743	31.011	188.4	19:20.406
	1	12:49.676	...	48.759	31.451	26.9	8	1:57.477 B	35.086	46.704	35.687	180.8	21:17.883	
	2	1:53.370	35.198	46.815	31.357	187.4	9	6:56.958	5:31.314	53.125	32.519	50.9	28:14.841	
	3	1:52.957	35.113	46.624	31.220	188.1	10	1:58.029	36.280	49.311	32.438	180.0	30:12.870	
	4	1:53.531	35.179	46.829	31.523	187.1	11	1:53.059	34.884	46.696	31.479	187.9	32:05.929	
	5	1:52.824	35.123	46.534	31.167	188.3	12	1:52.096	34.777	46.382	30.937	189.5	33:58.025	
	6	1:54.786 B	35.061	46.933	32.792	185.1	13	1:52.195	34.780	46.325	31.090	189.3	35:50.220	
	7	7:45.880	6:22.031	51.042	32.807	45.6	14	1:55.735	34.759	49.167	31.809	183.6	37:45.955	
	8	1:55.479	35.886	47.426	32.167	184.0	15	1:52.016	34.731	46.372	30.913	189.6	39:37.971	
	9	1:51.599	34.817	46.028	30.754	190.4	16	1:52.777	34.840	46.604	31.333	188.4	41:30.748	
	10	1:51.692	34.922	46.045	30.725	190.2								
	11	2:06.646	40.653	54.062	31.931	167.7								
	12	1:51.849	34.827	46.222	30.800	189.9								
	13	1:52.183	35.193	46.256	30.734	189.4								
65	Enaam Ahmed GBR													
	Hitech Bullfrog GP Dallara F317 - Mercedes-Benz													
	1	9:47.949	8:16.279	56.596	35.074	35.3								
	2	1:57.890	36.205	47.479	34.206	180.2								
	3	1:51.992	34.887	46.181	30.924	189.7								
	4	2:01.433	38.119	52.292	31.022	174.9								
	5	1:54.030	35.224	47.369	31.437	186.3								
	6	1:52.019	34.893	46.265	30.861	189.6								
	7	1:57.955 B	35.388	46.963	35.604	180.1								
	8	7:52.469	6:25.657	54.117	32.695	45.0								
	9	1:55.318	36.229	47.713	31.376	184.2								
	10	2:01.046	39.963	50.023	31.060	175.5								
	11	1:52.007	34.879	46.278	30.850	189.7								
	12	1:52.232	34.963	46.268	31.001	189.3								
	13	1:51.578	34.660	46.051	30.867	190.4								
	14	1:57.302	34.806	47.489	35.007	181.1								
66	Hon Chio Leong MAC													
	Hitech Bullfrog GP Dallara F317 - Mercedes-Benz													
	1	10:47.952	9:23.992	50.661	33.299	32.0								
	2	1:54.105	35.637	47.201	31.267	186.2								
	3	1:54.891	35.559	47.509	31.823	184.9								
	4	1:54.047	35.412	47.199	31.436	186.3								
	5	1:55.871	36.479	48.115	31.277	183.3								
	6	1:53.949	35.398	47.088	31.463	186.4								
	7	2:01.867 B	35.766	50.730	35.371	174.3								
	8	8:01.495	6:33.307	53.072	35.116	44.1								
	9	2:01.603	37.425	48.595	35.583	174.7								
	10	1:59.900	35.158	46.824	37.918	177.2								
	11	1:56.302	37.352	47.743	31.207	182.7								
	12	1:53.254	35.084	46.760	31.410	187.6								
	13	1:55.478	35.031	49.014	31.433	184.0								
77	Ben Hingeley GBR													
	Hitech Bullfrog GP Dallara F317 - Mercedes-Benz													
	1	7:55.515	6:30.905	52.013	32.597	43.6								
	2	1:55.620	36.000	47.953	31.667	183.7								
	3	1:56.972	34.911	46.632	35.429	181.6								
	4	1:52.477	34.905	46.616	30.956	188.9								
	5	1:52.473	34.897	46.664	30.912	188.9								