

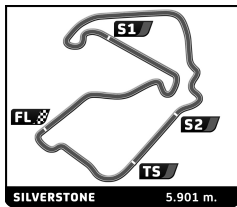
FIA F3 EUROPEAN CHAMPIONSHIP

6 Hours of Silverstone

Race 3

Analysis

Lap	Time	Sector 1	Sector 2	Sector 3	Kph	Elapsed	Lap	Time	Sector 1	Sector 2	Sector 3	Kph	Elapsed
1 Guanyu Zhou CHN													
PREMA Theodore Racing Dallara F317 - Mercedes-Benz													
1	2:00.206	39.513	48.306	32.387	172.5	2:00.206	13	1:54.290	35.103	47.364	31.823	185.9	27:05.706
2	2:30.221	35.730	48.105	1:06.386	141.4	4:30.427	14	1:54.022	35.432	47.209	31.381	186.3	28:59.728
3	2:42.471	45.979	1:11.466	45.026	130.8	7:12.898	15	1:54.377	35.249	47.389	31.739	185.7	30:54.105
4	2:38.071	46.689	1:07.757	43.625	134.4	9:50.969	16	1:53.994	35.106	47.306	31.582	186.4	32:48.099
5	1:53.783	35.245	47.074	31.464	186.7	11:44.752	17	1:54.507	35.243	47.523	31.741	185.5	34:42.606
6	1:53.091	34.980	46.889	31.222	187.8	13:37.843	18	1:56.263	35.362	47.931	32.970	182.7	36:38.869
7	1:53.026	35.021	46.850	31.155	188.0	15:30.869							
8	1:52.885	35.043	46.655	31.187	188.2	17:23.754							
9	1:52.746	34.997	46.640	31.109	188.4	19:16.500							
10	1:52.996	35.129	46.720	31.147	188.0	21:09.496							
11	1:52.675	35.019	46.565	31.091	188.5	23:02.171							
12	1:52.780	35.139	46.414	31.227	188.4	24:54.951							
13	1:53.023	35.144	46.608	31.271	188.0	26:47.974							
14	1:53.278	35.059	46.896	31.323	187.5	28:41.252							
15	1:53.194	35.058	46.754	31.382	187.7	30:34.446							
16	1:53.502	35.056	47.081	31.365	187.2	32:27.948							
17	1:53.339	35.228	46.836	31.275	187.4	34:21.287							
18	1:53.623	35.148	46.941	31.534	187.0	36:14.910							
4 Mick Schumacher DEU													
PREMA Theodore Racing Dallara F317 - Mercedes-Benz													
1	1:59.887	39.209	48.415	32.263	173.0	1:59.887							
2	2:26.719	35.230	46.891	1:04.598	144.8	4:26.606							
3	2:43.923	47.202	1:11.274	45.447	129.6	7:10.529							
4	2:39.513	46.359	1:08.391	44.763	133.2	9:50.042							
5	1:52.608	34.759	46.745	31.104	188.7	11:42.650							
6	1:52.850	34.935	46.792	31.123	188.2	13:35.500							
7	1:52.823	34.854	46.866	31.103	188.3	15:28.323							
8	1:52.661	34.939	46.572	31.150	188.6	17:20.984							
9	1:52.590	34.896	46.660	31.034	188.7	19:13.574							
10	1:52.578	35.001	46.577	31.000	188.7	21:06.152							
11	1:52.864	34.972	46.572	31.320	188.2	22:59.016							
12	1:52.929	35.044	46.567	31.318	188.1	24:51.945							
13	1:52.707	34.901	46.622	31.184	188.5	26:44.652							
14	1:52.947	34.906	46.778	31.263	188.1	28:37.599							
15	1:52.708	34.966	46.537	31.205	188.5	30:30.307							
16	1:52.722	35.012	46.711	30.999	188.5	32:23.029							
17	1:52.661	35.001	46.461	31.199	188.6	34:15.690							
18	1:52.654	34.909	46.429	31.316	188.6	36:08.344							
7 Ralf Aron EST													
PREMA Theodore Racing Dallara F317 - Mercedes-Benz													
1	2:16.528	41.416	49.010	46.102	151.9	2:16.528							
9 Jehan Daruvala IND													
Carlin Dallara F317 - Volkswagen													
1	2:01.741	40.294	48.996	32.451	170.3	2:01.741							
2	2:30.793	35.743	47.361	1:07.689	140.9	4:32.534							
3	2:42.311	45.768	1:11.424	45.119	130.9	7:14.845							
4	2:36.735	47.101	1:06.719	42.915	135.5	9:51.580							
5	1:55.526	35.644	48.078	31.804	183.9	11:47.106							
6	1:53.372	35.174	46.902	31.296	187.4	13:40.478							
7	1:53.552	34.817	47.090	31.645	187.1	15:34.030							
8	1:53.131	34.974	46.887	31.270	187.8	17:27.161							
9	1:53.035	35.121	46.884	31.030	187.9	19:20.196							
10	1:53.259	34.996	46.738	31.525	187.6	21:13.455							
11	1:53.117	35.020	46.870	31.227	187.8	23:06.572							
12	1:53.249	35.071	46.863	31.315	187.6	24:59.821							
13	1:53.311	35.075	46.917	31.319	187.5	26:53.132							
14	1:53.318	35.021	47.109	31.188	187.5	28:46.450							
15	1:53.157	35.000	46.911	31.246	187.7	30:39.607							
16	1:53.177	34.957	46.905	31.315	187.7	32:32.784							
17	1:53.344	35.046	46.896	31.402	187.4	34:26.128							
18	1:53.519	35.153	46.828	31.538	187.1	36:19.647							
10 Robert Shvartzman RUS													
PREMA Theodore Racing Dallara F317 - Mercedes-Benz													
1	2:00.435	39.341	48.936	32.158	172.2	2:00.435							
2	2:31.316	35.907	48.323	1:07.086	140.4	4:31.751							
3	2:42.263	45.737	1:11.386	45.140	130.9	7:14.014							
4	2:37.318	47.044	1:07.209	43.065	135.0	9:51.332							
5	1:55.615	35.491	48.299	31.825	183.7	11:46.947							
6	1:52.919	34.983	46.876	31.060	188.1	13:39.866							
7	1:53.823	34.896	47.366	31.561	186.6	15:33.689							
8	1:52.907	34.978	46.730	31.199	188.2	17:26.596							
9	1:52.665	34.952	46.716	30.997	188.6	19:19.261							
10	1:52.910	34.996	46.665	31.249	188.1	21:12.171							
11	1:52.853	34.879	46.809	31.165	188.2	23:05.024							
12	1:53.052	34.987	46.620	31.445	187.9	24:58.076							
13	1:52.971	35.325	46.573	31.073	188.0	26:51.047							
14	1:52.731	34.901	46.596	31.234	188.4	28:43.778							
15	1:53.011	34.957	46.696	31.358	188.0	30:36.789							
16	1:53.103	35.026	46.872	31.205	187.8	32:29.892							
17	1:52.935	34.999	46.668	31.268	188.1	34:22.827							
18	1:53.074	34.895	46.898	31.281	187.9	36:15.901							
11 Sacha Fenestraz FRA													
Carlin Dallara F317 - Volkswagen													
1	1:57.047	38.161	47.743	31.143	177.2	1:57.047							
2	2:17.767	34.715	46.659	56.393	154.2	4:14.814							



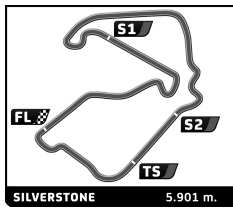
FIA F3 EUROPEAN CHAMPIONSHIP

6 Hours of Silverstone

Race 3

Analysis

							■ Personal Best ■ Session Best ■ Crossing the finish line in pit lane							
Lap	Time	Sector 1	Sector 2	Sector 3	Kph	Elapsed	Lap	Time	Sector 1	Sector 2	Sector 3	Kph	Elapsed	
3	2:53.615	57.503	1:10.714	45.398	122.4	7:08.429	18	1:52.937	35.135	46.618	31.184	188.1	36:16.990	
4	2:39.837	46.084	1:09.123	44.630	132.9	9:48.266								
5	1:52.482	34.838	46.536	31.108	188.9	11:40.748								
6	1:52.384	34.751	46.526	31.107	189.0	13:33.132								
7	1:52.606	34.922	46.530	31.154	188.7	15:25.738								
8	1:52.546	34.921	46.424	31.201	188.8	17:18.284								
9	1:52.395	34.941	46.468	30.986	189.0	19:10.679								
10	1:52.336	34.946	46.377	31.013	189.1	21:03.015								
11	1:52.566	34.961	46.437	31.168	188.7	22:55.581								
12	1:52.640	34.997	46.424	31.219	188.6	24:48.221								
13	1:52.656	34.937	46.498	31.221	188.6	26:40.877								
14	1:52.456	34.846	46.539	31.071	188.9	28:33.333								
15	1:52.685	34.904	46.643	31.138	188.5	30:26.018								
16	1:52.537	34.931	46.549	31.057	188.8	32:18.555								
17	1:52.697	34.893	46.554	31.250	188.5	34:11.252								
18	1:52.763	34.928	46.637	31.198	188.4	36:04.015								
12	Artem Petrov						RUS							
		Van Amersfoort Racing						Dallara F317 - Mercedes-Benz						
1	2:01.909	40.996	48.817	32.096	170.1	2:01.909								
2	2:31.739	35.859	48.273	1:07.607	140.0	4:33.648								
3	2:42.248	45.754	1:11.482	45.012	130.9	7:15.896								
4	2:36.308	47.175	1:06.841	42.292	135.9	9:52.204								
5	1:55.202	35.508	48.038	31.656	184.4	11:47.406								
6	1:53.903	35.169	47.252	31.482	186.5	13:41.309								
7	1:53.733	35.080	47.182	31.471	186.8	15:35.042								
8	1:53.654	35.101	47.055	31.498	186.9	17:28.696								
9	1:53.020	35.076	46.755	31.189	188.0	19:21.716								
10	1:53.264	35.075	46.849	31.340	187.6	21:14.980								
11	1:53.453	35.036	46.973	31.444	187.2	23:08.433								
12	1:53.365	35.125	46.853	31.387	187.4	25:01.798								
13	1:53.255	35.121	46.866	31.268	187.6	26:55.053								
14	1:53.362	35.101	47.054	31.207	187.4	28:48.415								
15	1:53.326	35.061	46.981	31.284	187.5	30:41.741								
16	1:53.081	35.002	46.870	31.209	187.9	32:34.822								
17	1:53.050	35.036	46.811	31.203	187.9	34:27.872								
18	1:53.496	35.150	46.873	31.473	187.2	36:21.368								
15	Keyvan Soori Andres						IRN							
		Van Amersfoort Racing						Dallara F317 - Mercedes-Benz						
1	2:03.786	41.803	49.238	32.745	167.5	2:03.786								
2	2:31.960	35.979	47.633	1:08.348	139.8	4:35.746								
3	2:41.777	45.348	1:11.710	44.719	131.3	7:17.523								
4	2:35.512	47.027	1:06.396	42.089	136.6	9:53.035								
5	1:55.252	35.338	48.230	31.684	184.3	11:48.287								
6	1:54.427	35.274	47.628	31.525	185.7	13:42.714								
7	1:54.394	35.288	47.460	31.646	185.7	15:37.108								
8	1:54.434	35.137	47.200	32.097	185.6	17:31.542								
9	1:53.989	35.276	47.284	31.429	186.4	19:25.531								
10	1:53.998	35.226	47.217	31.555	186.4	21:19.529								
11	1:54.088	35.188	47.323	31.577	186.2	23:13.617								
12	1:53.851	35.253	47.094	31.504	186.6	25:07.468								
13	1:53.820	35.173	47.082	31.565	186.6	27:01.288								
14	1:54.017	35.310	47.209	31.498	186.3	28:55.305								
15	1:54.000	35.205	47.228	31.567	186.3	30:49.305								
16	1:53.743	35.174	47.181	31.388	186.8	32:43.048								
17	1:53.870	35.315	46.989	31.566	186.6	34:36.918								
18	1:53.682	35.230	46.943	31.509	186.9	36:30.600								
16	Nikita Troitckii						RUS							
		Carlino						Dallara F317 - Volkswagen						
1	2:03.528	41.207	49.077	33.244	167.9	2:03.528								
2	2:31.279	35.083	47.657	1:08.539	140.4	4:34.807								
3	2:41.756	45.636	1:11.211	44.909	131.3	7:16.563								
4	2:35.988	47.302	1:06.689	41.997	136.2	9:52.551								
5	1:55.295	35.153	48.416	31.726	184.3	11:47.846								
6	1:54.224	35.001	47.826	31.397	186.0	13:42.070								
7	1:53.823	35.224	47.190	31.409	186.6	15:35.893								
8	1:53.397	34.921	47.003	31.473	187.3	17:29.290								
9	1:53.305	35.188	46.823	31.294	187.5	19:22.595								
10	1:53.590	35.202	47.062	31.326	187.0	21:16.185								
11	1:53.302	35.047	47.028	31.227	187.5	23:09.487								
12	1:54.022	35.176	47.579	31.267	186.3	25:03.509								
13	1:53.508	35.064	46.993	31.451	187.2	26:57.017								
14	1:53.799	35.485	47.039	31.275	186.7	28:50.816								
15	1:53.379	35.109	46.961	31.309	187.4	30:44.195								
16	1:53.257	35.106	46.895	31.256	187.6	32:37.452								
17	1:54.715	35.417	47.596	31.702	185.2	34:32.167								
18	1:54.277	35.169	47.316	31.792	185.9	36:26.444								
23	Jonathan Aberdein						ZAF							
		Motopark						Dallara F317 - Volkswagen						
1	1:57.697	38.701	47.700	31.296	176.2	1:57.697								
2	2:19.920	34.816	46.586	58.518	151.8	4:17.617								
3	2:51.820	55.440	1:10.545	45.835	123.6	7:09.437								
4	2:39.419	46.308	1:08.401	44.710	133.3	9:48.856								
5	1:52.511	34.741	46.512	31.258	188.8	11:41.367								
6	1:52.195	34.716	46.381	31.098	189.3	13:33.562								
7	1:52.830	34.910	46.649	31.271	188.3	15:26.392								
8	1:52.802	34.997	46.414	31.391	188.3	17:19.194								
9	1:52.648	34.999	46.507	31.142	188.6	19:11.842								
10	1:52.625	35.005	46.407	31.213	188.6	21:04.467								
11	1:53.486	35.076	46.967	31.443	187.2	22:57.953								



FIA F3 EUROPEAN CHAMPIONSHIP

6 Hours of Silverstone

Race 3

Analysis

■ Personal Best
 ■ Session Best
 ■ B Crossing the finish line in pit lane

Lap	Time	Sector 1	Sector 2	Sector 3	Kph	Elapsed	Lap	Time	Sector 1	Sector 2	Sector 3	Kph	Elapsed
12	1:52.760	35.020	46.331	31.409	188.4	24:50.713	6	1:52.588	34.798	46.617	31.173	188.7	13:36.206
13	1:52.689	35.054	46.418	31.217	188.5	26:43.402	7	1:52.715	34.857	46.659	31.199	188.5	15:28.921
14	1:52.597	34.989	46.428	31.180	188.7	28:35.999	8	1:52.658	34.812	46.545	31.301	188.6	17:21.579
15	1:52.684	34.926	46.483	31.275	188.5	30:28.683	9	1:52.512	34.905	46.421	31.186	188.8	19:14.091
16	1:52.440	34.919	46.418	31.103	188.9	32:21.123	10	1:52.690	34.955	46.503	31.232	188.5	21:06.781
17	1:52.498	34.920	46.389	31.189	188.8	34:13.621	11	1:52.730	34.873	46.518	31.339	188.4	22:59.511
18	1:52.849	34.929	46.416	31.504	188.2	36:06.470	12	1:52.853	34.868	46.615	31.370	188.2	24:52.364

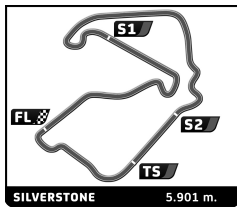
24 Ameya Vaidyanathan IND						
Carlin Dallara F317 - Volkswagen						
1	2:04.287	42.606	49.091	32.590	166.8	2:04.287
2	2:32.997	35.595	49.165	1:08.237	138.8	4:37.284
3	2:41.593	45.253	1:11.633	44.707	131.5	7:18.877
4	2:35.045	47.131	1:05.992	41.922	137.0	9:53.922
5	1:55.214	35.504	47.817	31.893	184.4	11:49.136
6	1:54.447	35.334	47.490	31.623	185.6	13:43.583
7	1:55.342	35.603	48.082	31.657	184.2	15:38.925
8	1:54.470	35.264	47.660	31.546	185.6	17:33.395
9	1:54.258	35.182	47.400	31.676	185.9	19:27.653
10	1:53.982	35.276	47.238	31.468	186.4	21:21.635
11	1:54.159	35.227	47.427	31.505	186.1	23:15.794
12	1:54.315	35.407	47.275	31.633	185.8	25:10.109
13	1:53.869	35.146	47.310	31.413	186.6	27:03.978
14	1:53.922	35.289	47.176	31.457	186.5	28:57.900
15	1:54.197	35.295	47.389	31.513	186.0	30:52.097
16	1:53.944	35.172	47.318	31.454	186.4	32:46.041
17	1:54.593	35.269	47.712	31.612	185.4	34:40.634
18	1:54.268	35.214	47.370	31.684	185.9	36:34.902

25 Sophia Flörsch DEU						
Van Amersfoort Racing Dallara F317 - Mercedes-Benz						
1	2:04.118	42.545	48.804	32.769	167.1	2:04.118
2	2:32.533	35.646	48.824	1:08.063	139.3	4:36.651
3	2:41.502	45.162	1:11.624	44.716	131.5	7:18.153
4	2:35.397	47.176	1:06.287	41.934	136.7	9:53.550
5	1:55.209	35.258	48.029	31.922	184.4	11:48.759
6	1:54.418	35.211	47.540	31.667	185.7	13:43.177
7	1:55.334	35.408	47.672	32.254	184.2	15:38.511
8	1:53.940	35.239	47.086	31.615	186.4	17:32.451
9	1:54.415	35.346	47.472	31.597	185.7	19:26.866
10	1:54.257	35.420	47.246	31.591	185.9	21:21.123
11	1:54.072	35.267	47.192	31.613	186.2	23:15.195
12	1:54.006	35.395	47.055	31.556	186.3	25:09.201
13	1:53.898	35.281	47.058	31.559	186.5	27:03.099
14	1:54.221	35.496	47.201	31.524	186.0	28:57.320
15	1:53.985	35.336	47.025	31.624	186.4	30:51.305
16	1:54.092	35.364	47.237	31.491	186.2	32:45.397
17	1:54.554	35.496	47.363	31.695	185.4	34:39.951
18	1:54.456	35.485	47.142	31.829	185.6	36:34.407

27 Daniel Ticktum GBR						
Motopark Dallara F317 - Volkswagen						
1	2:00.047	39.012	48.329	32.706	172.7	2:00.047
2	2:27.114	35.637	46.755	1:04.722	144.4	4:27.161
3	2:44.008	47.210	1:11.156	45.642	129.5	7:11.169
4	2:39.192	46.087	1:08.633	44.472	133.4	9:50.361
5	1:53.257	34.884	47.163	31.210	187.6	11:43.618

33 Marino Sato SMR							
Motopark Dallara F317 - Volkswagen							
1	2:06.949	43.948	50.831	32.170	163.3	2:06.949	
2	2:33.006	B	35.515	53.365	1:04.126	138.8	4:39.955
3	3:04.339	1:45.871	47.077	31.391	115.2	7:44.294	
4	2:10.652	34.994	53.981	41.677	162.6	9:54.946	
5	1:54.588	35.312	47.750	31.526	185.4	11:49.534	
6	1:54.328	35.284	47.459	31.585	185.8	13:43.862	
7	1:54.121	35.310	47.368	31.443	186.1	15:37.983	
8	1:52.992	34.913	46.804	31.275	188.0	17:30.975	
9	1:52.734	35.039	46.541	31.154	188.4	19:23.709	
10	1:53.136	35.043	46.746	31.347	187.8	21:16.845	
11	1:53.070	34.954	46.859	31.257	187.9	23:09.915	
12	1:54.144	35.030	47.714	31.400	186.1	25:04.059	
13	1:53.290	34.925	46.941	31.424	187.5	26:57.349	
14	1:54.147	35.331	47.352	31.464	186.1	28:51.496	
15	1:53.205	35.050	46.725	31.430	187.7	30:44.701	
16	1:53.178	35.073	46.784	31.321	187.7	32:37.879	
17	1:53.563	34.995	47.091	31.477	187.1	34:31.442	
18	1:53.315	35.322	46.648	31.345	187.5	36:24.757	

39 Alex Palou ESP						
Hitech Bullfrog GP Dallara F317 - Mercedes-Benz						
1	2:00.435	39.431	49.015	31.989	172.2	2:00.435
2	2:28.542	35.394	47.487	1:05.661	143.0	4:28.977
3	2:43.253	46.876	1:11.150	45.227	130.1	7:12.230
4	2:38.312	46.515	1:08.000	43.797	134.2	9:50.542
5	1:53.467	34.772	47.562	31.133	187.2	11:44.009
6	1:52.719	34.859	46.819	31.041	188.5	13:36.728
7	1:52.761	35.082	46.610	31.069	188.4	15:29.489
8	1:52.740	34.836	46.775	31.129	188.4	17:22.229
9	1:52.581	34.951	46.613	31.017	188.7	19:14.810
10	1:52.925	35.036	46.747	31.142	188.1	21:07.735
11	1:52.808	35.023	46.670	31.115	188.3	23:00.543
12	1:53.146	35.088	46.766	31.292	187.8	24:53.689
13	1:53.101	35.186	46.704	31.211	187.8	26:46.790
14	1:52.786	35.057	46.652	31.077	188.4	28:39.576
15	1:52.985	35.021	46.763	31.201	188.0	30:32.561
16	1:52.779	35.047	46.760	30.972	188.4	32:25.340
17	1:52.835	34.990	46.717	31.128	188.3	34:18.175
18	1:52.907	35.134	46.616	31.157	188.2	36:11.082



FIA F3 EUROPEAN CHAMPIONSHIP

6 Hours of Silverstone

Race 3

Analysis

Lap	Time	Sector 1	Sector 2	Sector 3	Kph	Elapsed	Lap	Time	Sector 1	Sector 2	Sector 3	Kph	Elapsed
44 Jüri Vips EST Motopark Dallara F317 - Volkswagen							■ Personal Best ■ Session Best ■ Crossing the finish line in pit lane						
1	1:56.260	38.193	46.969	31.098	178.3	1:56.260	13	1:52.757	35.105	46.424	31.228	188.4	26:44.094
2	2:16.760	34.957	46.672	55.131	155.3	4:13.020	14	1:52.815	34.999	46.613	31.203	188.3	28:36.909
3	2:54.974	58.590	1:10.543	45.841	121.4	7:07.994	15	1:52.699	35.015	46.504	31.180	188.5	30:29.608
4	2:39.708	45.804	1:09.408	44.496	133.0	9:47.702	16	1:52.595	35.064	46.515	31.016	188.7	32:22.203
5	1:52.151	34.822	46.367	30.962	189.4	11:39.853	17	1:52.733	34.984	46.588	31.161	188.4	34:14.936
6	1:52.091	34.781	46.390	30.920	189.5	13:31.944	18	1:52.759	35.015	46.423	31.321	188.4	36:07.695
7	1:52.346	34.802	46.451	31.093	189.1	15:24.290							
8	1:52.415	34.823	46.445	31.147	189.0	17:16.705							
9	1:52.387	34.872	46.495	31.020	189.0	19:09.092							
10	1:52.533	34.933	46.460	31.140	188.8	21:01.625							
11	1:52.810	34.908	46.772	31.130	188.3	22:54.435							
12	1:52.424	34.905	46.405	31.114	189.0	24:46.859							
13	1:52.920	35.256	46.531	31.133	188.1	26:39.779							
14	1:52.737	34.901	46.595	31.241	188.4	28:32.516							
15	1:52.715	35.002	46.610	31.103	188.5	30:25.231							
16	1:52.554	34.979	46.421	31.154	188.7	32:17.785							
17	1:52.588	35.005	46.460	31.123	188.7	34:10.373							
18	1:52.465	34.953	46.372	31.140	188.9	36:02.838							
62 Ferdinand Habsburg AUT Carlin Dallara F317 - Volkswagen													
1	2:01.435	40.413	48.674	32.348	170.7	2:01.435							
2	2:29.749	34.892	48.111	1:06.746	141.9	4:31.184							
3	2:42.358	45.794	1:11.413	45.151	130.8	7:13.542							
4	2:37.548	46.460	1:07.865	43.223	134.8	9:51.090							
5	1:54.284	35.735	47.244	31.305	185.9	11:45.374							
6	1:53.258	34.931	47.071	31.256	187.6	13:38.632							
7	1:53.094	34.991	46.924	31.179	187.8	15:31.726							
8	1:52.975	34.914	46.830	31.231	188.0	17:24.701							
9	1:52.941	35.024	46.831	31.086	188.1	19:17.642							
10	1:53.148	35.029	46.836	31.283	187.8	21:10.790							
11	1:53.186	34.999	46.993	31.194	187.7	23:03.976							
12	1:53.175	35.024	46.818	31.333	187.7	24:57.151							
13	1:53.102	35.029	46.864	31.209	187.8	26:50.253							
14	1:52.980	34.980	46.728	31.272	188.0	28:43.233							
15	1:53.137	34.985	46.825	31.327	187.8	30:36.370							
16	1:53.035	35.009	46.882	31.144	187.9	32:29.405							
17	1:52.871	34.983	46.614	31.274	188.2	34:22.276							
18	1:53.199	35.005	46.846	31.348	187.7	36:15.475							
66 Hon Chio Leong MAC Hitech Bullfrog GP Dallara F317 - Mercedes-Benz													
1	2:04.666	43.004	49.070	32.592	166.3	2:04.666							
2	2:37.868	35.475	51.897	1:10.496	134.6	4:42.534							
3	2:36.870	40.506	1:11.903	44.461	135.4	7:19.404							
4	2:34.949	47.201	1:05.631	42.117	137.1	9:54.353							
5	1:55.521	35.273	48.025	32.223	183.9	11:49.874							
6	1:55.461	35.310	47.808	32.343	184.0	13:45.335							
7	1:55.298	35.317	47.618	32.363	184.2	15:40.633							
8	1:54.589	35.283	47.340	31.966	185.4	17:35.222							
9	1:54.145	35.170	47.192	31.783	186.1	19:29.367							
10	1:54.860	35.308	47.539	32.013	185.0	21:24.227							
11	1:54.133	35.338	47.344	31.451	186.1	23:18.360							
12	1:54.113	35.480	46.964	31.669	186.2	25:12.473							
13	1:53.856	35.323	47.066	31.467	186.6	27:06.329							
14	1:54.222	35.689	47.173	31.360	186.0	29:00.551							
15	1:54.540	35.266	47.391	31.883	185.5	30:55.091							
16	1:54.048	35.250	47.223	31.575	186.3	32:49.139							
17	1:54.232	35.475	47.109	31.648	186.0	34:43.371							
18	1:54.620	35.421	47.499	31.700	185.3	36:37.991							
77 Ben Hingley GBR Hitech Bullfrog GP Dallara F317 - Mercedes-Benz													
1	2:10.791	51.657	47.805	31.329	158.5	2:10.791							
2	2:34.800	34.980	55.494	1:04.326	137.2	4:45.591							
3	2:33.498	42.836	1:08.225	42.437	138.4	7:19.089							
4	2:37.167	1:17.080	48.446	31.641	135.2	9:56.256							
5	1:54.301	35.222	47.424	31.655	185.9	11:50.557							
6	1:54.330	35.210	47.566	31.554	185.8	13:44.887							
7	1:54.620	35.170	47.628	31.822	185.3	15:39.507							
8	1:54.354	35.214	47.526	31.614	185.8	17:33.861							
9	1:54.091	35.171	47.325	31.595	186.2	19:27.952							
10	1:54.237	35.184	47.520	31.533	186.0	21:22.189							
11	1:54.041	35.256	47.380	31.405	186.3	23:16.230							
12	1:54.262	35.121	47.564	31.577	185.9	25:10.492							
13	1:53.981	35.283	47.260	31.438	186.4	27:04.473							
14	1:53.991	35.266	47.180	31.545	186.4	28:58.464							
15	1:54.026	35.131	47.367	31.528	186.3	30:52.490							
16	1:54.951	35.324	47.934	31.693	184.8	32:47.441							
17	1:53.788	35.271	47.082	31.435	186.7	34:41.229							
18	1:54.316	35.343	47.443	31.530	185.8	36:35.545							
65 Enaam Ahmed GBR Hitech Bullfrog GP Dallara F317 - Mercedes-Benz													
1	1:59.732	38.915	48.626	32.191	173.2	1:59.732							
2	2:26.333	35.114	46.661	1:04.558	145.2	4:26.065							
3	2:43.826	47.285	1:11.147	45.394	129.7	7:09.891							
4	2:39.566	46.271	1:08.365	44.930	133.1	9:49.457							
5	1:52.717	34.989	46.558	31.170	188.5	11:42.174							
6	1:52.833	34.939	46.737	31.157	188.3	13:35.007							
7	1:52.729	35.038	46.669	31.022	188.4	15:27.736							
8	1:52.643	34.897	46.503	31.243	188.6	17:20.379							
9	1:52.357	34.964	46.453	30.940	189.1	19:12.736							
10	1:52.729	35.063	46.574	31.092	188.4	21:05.465							
11	1:53.017	35.085	46.596	31.336	188.0	22:58.482							
12	1:52.855	35.039	46.448	31.368	188.2	24:51.337							