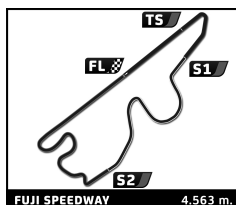


**FIA WEC**  
**6 Hours of Fuji**  
**Race**

**Pit Stop Analysis**

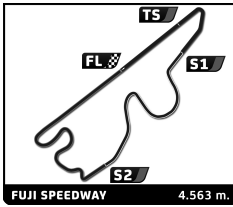
Nr.	In Time	In Driver	Out Time	Out Driver	Pit Time	T. Pit Time	Nr.	In Time	In Driver	Out Time	Out Driver	Pit Time	T. Pit Time	
<b>1</b>	<b>Rebellion Racing</b> Rebellion R13 - Gibson LMP1							<b>10</b>	<b>DragonSpeed</b> BR Engineering BR1 - Gibson LMP1					
1	11:19:34.727	A. LOTTERER	11:20:25.970	A. LOTTERER	51.243	51.243	1	11:23:29.354	B. HANLEY	11:24:25.723	B. HANLEY	56.369	56.369	
2	11:34:27.104	A. LOTTERER	11:35:06.961	A. LOTTERER	39.857	1:31.100	2	11:33:56.610	B. HANLEY	11:34:35.670	B. HANLEY	39.060	1:35.429	
3	11:40:03.606	A. LOTTERER	11:40:49.426	A. LOTTERER	45.820	2:16.920	3	12:06:50.810	B. HANLEY	12:07:47.827	B. HANLEY	57.017	2:32.446	
4	12:09:39.882	A. LOTTERER	12:10:30.554	A. LOTTERER	50.672	3:07.592	4	12:50:04.183	B. HANLEY	12:51:22.178	J. ALLEN	1:17.995	3:50.441	
5	12:53:17.242	A. LOTTERER	12:54:25.650	B. SENNA	1:08.408	4:16.000	5	13:32:13.000	J. ALLEN	13:33:27.747	J. ALLEN	1:14.747	5:05.188	
6	13:37:12.680	B. SENNA	13:38:20.114	B. SENNA	1:07.434	5:23.434	6	14:16:09.735	J. ALLEN	14:17:20.522	B. HANLEY	1:10.787	6:15.975	
7	14:21:08.158	B. SENNA	14:22:17.789	N. JANI	1:09.631	6:33.065	7	14:52:20.216	B. HANLEY	14:53:22.252	B. HANLEY	1:02.036	7:18.011	
8	14:53:59.860	N. JANI	14:54:58.076	N. JANI	58.216	7:31.281	8	15:16:31.507	B. HANLEY	15:17:00.852	B. HANLEY	29.345	7:47.356	
9	15:34:46.908	N. JANI	15:36:14.228	A. LOTTERER	1:27.320	8:58.601	9	15:39:49.860	B. HANLEY	15:41:04.180	J. ALLEN	1:14.320	9:01.676	
10	16:19:12.371	A. LOTTERER	16:20:20.673	A. LOTTERER	1:08.302	10:06.903								
<b>3</b>	<b>Rebellion Racing</b> Rebellion R13 - Gibson LMP1							<b>11</b>	<b>SMP Racing</b> BR Engineering BR1 - AER LMP1					
1	11:22:57.551	G. MENEZES	11:23:56.704	G. MENEZES	59.153	59.153	1	11:33:53.091	J. BUTTON	11:34:31.877	J. BUTTON	38.786	38.786	
2	11:33:36.445	G. MENEZES	11:34:11.143	G. MENEZES	34.698	1:33.851	2	12:03:28.022	J. BUTTON	12:04:41.368	J. BUTTON	1:13.346	1:52.132	
							3	12:47:31.994	J. BUTTON	12:48:45.958	V. PETROV	1:13.964	3:06.096	
							4	13:31:34.436	V. PETROV	13:32:49.243	V. PETROV	1:14.807	4:20.903	
							5	14:15:33.972	V. PETROV	14:16:49.932	M. ALESHIN	1:15.960	5:36.863	
							6	14:52:12.178	M. ALESHIN	14:53:23.605	M. ALESHIN	1:11.427	6:48.290	
							7	15:04:16.442	M. ALESHIN	15:16:08.365	J. BUTTON	11:51.923	18:40.213	
							8	15:58:24.206	J. BUTTON	15:59:39.546	J. BUTTON	1:15.340	19:55.553	
							9	16:34:59.616	J. BUTTON	16:35:56.024	J. BUTTON	56.408	20:51.961	
<b>4</b>	<b>Bykolles Racing Team</b> Enso CLM P1/01 - Nismo LMP1							<b>17</b>	<b>SMP Racing</b> BR Engineering BR1 - AER LMP1					
1	11:34:08.860	T. DILLMANN	11:34:49.517	T. DILLMANN	40.657	40.657	1	11:20:29.278	S. SARRAZIN	11:35:11.990	S. SARRAZIN	14:42.712	14:42.712	
2	11:39:57.416	T. DILLMANN	11:40:56.427	T. DILLMANN	59.011	1:39.668	2	12:23:19.280	S. SARRAZIN	12:24:31.165	E. ORUDZHEV	1:11.885	15:54.597	
3	12:05:40.001	T. DILLMANN	12:06:27.995	T. DILLMANN	47.994	2:27.662	3	13:08:46.936	E. ORUDZHEV	13:10:02.250	E. ORUDZHEV	1:15.314	17:09.911	
4	12:53:41.297	T. DILLMANN	12:54:54.881	T. DILLMANN	1:13.584	3:41.246	4	13:54:16.586	E. ORUDZHEV	13:55:31.579	M. ISAAKYAN	1:14.993	18:24.904	
5	13:45:27.151	T. DILLMANN	13:46:40.948	O. WEBB	1:13.797	4:55.043	5	14:25:58.378	M. ISAAKYAN	14:27:39.310	M. ISAAKYAN	1:40.932	20:05.836	
6	14:38:01.475	O. WEBB	14:39:27.478	O. WEBB	1:26.003	6:21.046								
7	15:31:21.944	O. WEBB	15:32:42.433	J. ROSSITER	1:20.489	7:41.535								
8	16:21:52.871	J. ROSSITER	16:23:06.519	J. ROSSITER	1:13.648	8:55.183								
<b>7</b>	<b>Toyota Gazoo Racing</b> Toyota TS050 - Hybrid LMP1 H							<b>28</b>	<b>TDS Racing</b> Oreca 07 - Gibson LMP2					
1	11:16:12.321	K. KOBAYASHI	11:17:00.661	K. KOBAYASHI	48.340	48.340	1	11:33:33.349	M. VAXIVIERI	11:34:06.914	M. VAXIVIERI	33.565	33.565	
2	11:34:03.228	K. KOBAYASHI	11:34:42.417	K. KOBAYASHI	39.189	1:27.529	2	11:39:37.237	M. VAXIVIERI	11:40:41.008	M. VAXIVIERI	1:03.771	1:37.336	
3	12:03:36.026	K. KOBAYASHI	12:04:27.541	K. KOBAYASHI	51.515	2:19.044	3	12:07:01.154	M. VAXIVIERI	12:08:02.114	M. VAXIVIERI	1:00.960	2:38.296	
4	12:48:05.822	K. KOBAYASHI	12:49:07.228	K. KOBAYASHI	1:01.406	3:20.450	4	12:51:50.937	M. VAXIVIERI	12:52:53.287	F. PERRODC	1:02.350	3:40.646	
5	13:31:27.894	K. KOBAYASHI	13:32:32.457	M. CONWAY	1:04.563	4:25.013	5	13:37:35.279	F. PERRODC	13:38:37.277	F. PERRODC	1:01.998	4:42.644	
6	14:15:47.837	M. CONWAY	14:16:51.295	M. CONWAY	1:03.458	5:28.471	6	14:10:27.352	F. PERRODC	14:11:30.969	J. VERGNE	1:03.617	5:46.261	
7	14:53:41.489	M. CONWAY	14:54:42.838	J. LOPEZ	1:01.349	6:29.820	7	14:53:10.874	J. VERGNE	14:54:12.288	J. VERGNE	1:01.414	6:47.675	
8	15:39:24.320	J. LOPEZ	15:40:27.343	J. LOPEZ	1:03.023	7:32.843	8	15:37:06.252	J. VERGNE	15:38:07.374	J. VERGNE	1:01.122	7:48.797	
9	16:24:04.828	J. LOPEZ	16:25:03.097	K. KOBAYASHI	58.269	8:31.112	9	16:19:38.151	J. VERGNE	16:20:46.510	M. VAXIVIERI	1:08.359	8:57.156	
<b>8</b>	<b>Toyota Gazoo Racing</b> Toyota TS050 - Hybrid LMP1 H							<b>29</b>	<b>Racing Team Nederland</b> Dallara P217 - Gibson LMP2					
1	11:33:27.988	K. NAKAJIMA	11:34:00.579	K. NAKAJIMA	32.591	32.591	1	11:34:28.371	F. VAN EERD	11:35:09.783	F. VAN EERD	41.412	41.412	
2	11:39:33.159	K. NAKAJIMA	11:40:30.566	K. NAKAJIMA	57.407	1:29.998	2	11:41:57.219	F. VAN EERD	11:42:59.748	F. VAN EERD	1:02.529	1:43.941	
3	12:09:25.197	K. NAKAJIMA	12:10:25.782	K. NAKAJIMA	1:00.585	2:30.583	3	11:45:09.181	F. VAN EERD	11:46:18.678	F. VAN EERD	1:09.497	2:53.438	
4	12:54:06.223	K. NAKAJIMA	12:55:10.598	S. BUEMI	1:04.375	3:34.958	4	12:11:24.196	F. VAN EERD	12:11:53.691	F. VAN EERD	29.495	3:22.933	
5	13:38:43.596	S. BUEMI	13:39:45.976	S. BUEMI	1:02.380	4:37.338	5	12:13:38.000	F. VAN EERD	12:15:17.065	N. DE VRIES	1:39.065	5:01.998	
6	14:23:19.164	S. BUEMI	14:24:23.963	F. ALONSO	1:04.799	5:42.137	6	12:56:57.867	N. DE VRIES	12:58:00.761	N. DE VRIES	1:02.894	6:04.892	
7	14:54:21.794	F. ALONSO	14:55:14.986	F. ALONSO	53.192	6:35.329								
8	15:38:19.195	F. ALONSO	15:39:21.277	K. NAKAJIMA	1:02.082	7:37.411								
9	16:22:55.912	K. NAKAJIMA	16:23:55.388	K. NAKAJIMA	59.476	8:36.887								



**FIA WEC**  
**6 Hours of Fuji**  
**Race**

**Pit Stop Analysis**

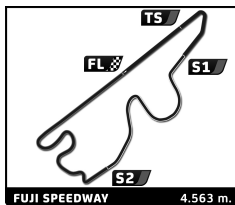
Nr.	In Time	In Driver	Out Time	Out Driver	Pit Time	T. Pit Time	Nr.	In Time	In Driver	Out Time	Out Driver	Pit Time	T. Pit Time
7	13:41:45.118	N. DE VRIES	13:42:49.857	G. VAN DER GARDE	1:04.739	7:09.631	1	11:34:21.020	R. RICCI	11:35:01.925	R. RICCI	40.905	40.905
8	14:26:00.910	G. VAN DER GARDE	14:27:05.943	G. VAN DER GARDE	1:05.033	8:14.664	2	12:04:34.117	R. RICCI	12:05:39.003	R. RICCI	1:04.886	1:45.791
9	14:45:43.188	G. VAN DER GARDE	15:00:23.339	G. VAN DER GARDE	14:40.151	22:54.815	3	12:51:46.465	R. RICCI	12:53:08.911	E. CREED	1:22.446	3:08.237
10	15:43:41.310	G. VAN DER GARDE	15:44:48.598	F. VAN EERD	1:07.288	24:02.103	4	13:37:12.220	E. CREED	13:38:16.629	E. CREED	1:04.409	4:12.646
11	16:22:45.591	F. VAN EERD	16:23:53.457	F. VAN EERD	1:07.866	25:09.969	5	14:22:39.035	E. CREED	14:24:06.688	K. IHARA	1:27.653	5:40.299
<b>31 DragonSpeed</b> Oreca 07 - Gibson LMP2							<b>51 AF Corse</b> Ferrari 488 GTE EVO LMGTE Pro						
1	11:19:12.692	A. DAVIDSON	11:20:16.522	A. DAVIDSON	1:03.830	1:03.830	1	11:26:37.955	J. CALADO	11:28:44.747	J. CALADO	2:06.792	2:06.792
2	11:33:44.888	A. DAVIDSON	11:34:23.145	A. DAVIDSON	38.257	1:42.087	2	11:34:05.171	J. CALADO	11:34:43.981	J. CALADO	38.810	2:45.602
3	12:23:40.464	A. DAVIDSON	12:24:59.376	R. GONZALEZ	1:18.912	3:00.999	3	12:53:31.820	J. CALADO	12:54:41.722	A. PIER GUIDI	1:09.902	3:55.504
4	13:07:19.124	R. GONZALEZ	13:08:27.513	R. GONZALEZ	1:08.389	4:09.388	4	14:02:10.765	A. PIER GUIDI	14:03:19.039	A. PIER GUIDI	1:08.274	5:03.778
5	13:52:23.676	R. GONZALEZ	13:53:34.249	P. MALDONADO	1:10.573	5:19.961	5	14:53:05.505	A. PIER GUIDI	14:54:06.640	J. CALADO	1:01.135	6:04.913
6	14:36:38.022	P. MALDONADO	14:37:48.362	P. MALDONADO	1:10.340	6:30.301	6	16:02:58.835	J. CALADO	16:04:04.300	J. CALADO	1:05.465	7:10.378
7	14:53:57.636	P. MALDONADO	14:54:49.675	P. MALDONADO	52.039	7:22.340	<b>54 Spirit of Race</b> Ferrari F488 GTE LMGTE Am						
8	15:23:56.688	P. MALDONADO	15:41:38.964	A. DAVIDSON	17:42.276	25:04.616	1	11:33:55.037	F. CASTELLACCI	11:34:33.828	F. CASTELLACCI	38.791	38.791
9	16:22:50.180	A. DAVIDSON	16:24:00.864	A. DAVIDSON	1:10.684	26:15.300	2	11:41:47.913	F. CASTELLACCI	11:42:47.045	G. FISICHELLA	59.132	1:37.923
<b>36 Signatech Alpine Matmut</b> Alpine A470 - Gibson LMP2							3	12:54:44.999	G. FISICHELLA	12:56:05.268	T. FLOHR	1:20.269	2:58.192
1	11:33:31.364	N. LAPIERRE	11:34:04.780	N. LAPIERRE	33.416	33.416	4	14:02:25.806	T. FLOHR	14:03:40.664	F. CASTELLACCI	1:14.858	4:13.050
2	12:05:51.715	N. LAPIERRE	12:06:53.325	N. LAPIERRE	1:01.610	1:35.026	5	15:15:17.125	F. CASTELLACCI	15:16:26.958	T. FLOHR	1:09.833	5:22.883
3	12:51:47.239	N. LAPIERRE	12:52:50.965	P. THIRIET	1:03.726	2:38.752	6	15:56:14.100	T. FLOHR	15:57:23.254	G. FISICHELLA	1:09.154	6:32.037
4	13:37:44.216	P. THIRIET	13:38:49.917	P. THIRIET	1:05.701	3:44.453	<b>56 Team Project 1</b> Porsche 911 RSR LMGTE Am						
5	14:24:24.626	P. THIRIET	14:25:27.712	A. NEGRÃO	1:03.086	4:47.539	1	11:33:35.066	E. PERFETTI	11:34:09.904	E. PERFETTI	34.838	34.838
6	14:53:43.865	A. NEGRÃO	14:54:37.264	A. NEGRÃO	53.399	5:40.938	2	12:02:40.559	E. PERFETTI	12:03:47.283	E. PERFETTI	1:06.724	1:41.562
7	15:40:34.372	A. NEGRÃO	15:41:38.056	N. LAPIERRE	1:03.684	6:44.622	3	12:57:01.821	E. PERFETTI	12:59:08.879	P. LINDSEY	2:07.058	3:48.620
8	16:24:20.906	N. LAPIERRE	16:25:22.702	A. NEGRÃO	1:01.796	7:46.418	4	14:04:34.290	P. LINDSEY	14:05:54.953	J. BERGMEISTER	1:20.663	5:09.283
<b>37 Jackie Chan DC Racing</b> Oreca 07 - Gibson LMP2							5	14:56:01.946	J. BERGMEISTER	14:57:12.645	P. LINDSEY	1:10.699	6:19.982
1	11:33:38.413	J. JAAFAR	11:34:12.902	J. JAAFAR	34.489	34.489	6	15:57:40.335	P. LINDSEY	15:59:01.970	J. BERGMEISTER	1:21.635	7:41.617
2	11:39:40.141	J. JAAFAR	11:40:53.712	J. JAAFAR	1:13.571	1:48.060	<b>61 Clearwater Racing</b> Ferrari F488 GTE LMGTE Am						
3	12:31:34.038	J. JAAFAR	12:32:34.852	W. TAN	1:00.814	2:48.874	1	11:33:40.054	K. SAWA	11:34:15.147	K. SAWA	35.093	35.093
4	13:17:28.941	W. TAN	13:18:30.019	W. TAN	1:01.078	3:49.952	2	11:39:42.310	K. SAWA	11:40:40.399	K. SAWA	58.089	1:33.182
5	14:03:47.594	W. TAN	14:04:49.629	N. JEFFRI	1:02.035	4:51.987	3	12:53:23.461	K. SAWA	12:54:47.692	W. MOK	1:24.231	2:57.413
6	14:48:00.036	N. JEFFRI	14:49:03.088	N. JEFFRI	1:03.052	5:55.039	4	14:07:40.718	W. MOK	14:08:59.418	M. GRIFFIN	1:18.700	4:16.113
7	15:35:00.552	N. JEFFRI	15:36:07.474	J. JAAFAR	1:06.922	7:01.961	5	14:58:12.146	M. GRIFFIN	14:58:41.504	M. GRIFFIN	29.358	4:45.471
8	16:20:44.500	J. JAAFAR	16:21:45.027	J. JAAFAR	1:00.527	8:02.488	6	15:20:37.894	M. GRIFFIN	15:21:44.673	W. MOK	1:06.779	5:52.250
<b>38 Jackie Chan DC Racing</b> Oreca 07 - Gibson LMP2							7	15:54:30.461	W. MOK	15:55:36.053	M. GRIFFIN	1:05.592	6:57.842
1	11:33:41.171	H. TUNG	11:34:17.975	H. TUNG	36.804	36.804	<b>66 Ford Chip Ganassi Team UK</b> Ford GT LMGTE Pro						
2	11:39:43.847	H. TUNG	11:41:11.872	H. TUNG	1:28.025	2:04.829	1	11:34:16.733	S. MÜCKE	11:34:56.447	S. MÜCKE	39.714	39.714
3	12:30:13.118	H. TUNG	12:31:14.676	G. AUBRY	1:01.558	3:06.387	2	11:39:59.980	S. MÜCKE	11:41:09.936	S. MÜCKE	1:09.956	1:49.670
4	13:16:21.315	G. AUBRY	13:17:22.882	G. AUBRY	1:01.567	4:07.954	3	12:50:59.449	S. MÜCKE	12:52:08.729	O. PLA	1:09.280	2:58.950
5	14:02:45.217	G. AUBRY	14:03:46.515	S. RICHELMI	1:01.298	5:09.252	4	13:58:07.889	O. PLA	13:59:20.740	O. PLA	1:12.851	4:11.801
6	14:46:49.526	S. RICHELMI	14:47:50.015	S. RICHELMI	1:00.489	6:09.741	5	15:09:04.985	O. PLA	15:10:14.720	S. MÜCKE	1:09.735	5:21.536
7	15:33:36.376	S. RICHELMI	15:34:38.766	H. TUNG	1:02.390	7:12.131							
8	16:17:50.802	H. TUNG	16:18:51.293	H. TUNG	1:00.491	8:12.622							
<b>50 Larbre Competition</b> Ligier JSP217 - Gibson LMP2													



# FIA WEC 6 Hours of Fuji Race

## Pit Stop Analysis

Nr.	In Time	In Driver	Out Time	Out Driver	Pit Time	T. Pit Time	Nr.	In Time	In Driver	Out Time	Out Driver	Pit Time	T. Pit Time
6	15:56:46.976	S. MÜCKE	15:57:47.549	O. PLA	1:00.573	6:22.109	4	13:50:05.045	M. WAINWRIGHT	13:51:14.217	M. WAINWRIGHT	1:09.172	4:04.902
<b>67</b>	<b>Ford Chip Ganassi Team UK</b> Ford GT LMGTE Pro						5	14:46:56.362	M. WAINWRIGHT	14:48:08.088	T. PREINING	1:11.726	5:16.628
1	11:34:11.733	H. TINCKNELL	11:34:51.521	H. TINCKNELL	39.788	39.788	6	15:53:55.829	T. PREINING	15:55:14.029	T. PREINING	1:18.200	6:34.828
2	11:39:58.489	H. TINCKNELL	11:40:58.822	H. TINCKNELL	1:00.333	1:40.121	<b>88</b>	<b>Dempsey - Proton Racing</b> Porsche 911 RSR LMGTE Am					
3	12:52:11.278	H. TINCKNELL	12:53:20.778	A. PRIAULX	1:09.500	2:49.621	1	11:33:29.814	S. HOSHINC	11:34:02.268	S. HOSHINC	32.454	32.454
4	13:59:28.492	A. PRIAULX	14:00:40.664	A. PRIAULX	1:12.172	4:01.793	2	12:04:36.849	S. HOSHINC	12:05:46.149	G. RODA JR	1:09.300	1:41.754
5	14:54:06.775	A. PRIAULX	14:55:12.227	H. TINCKNELL	1:05.452	5:07.245	3	13:07:27.756	G. RODA JR	13:08:41.714	M. CAIROLI	1:13.958	2:55.712
6	15:57:12.218	H. TINCKNELL	15:58:23.749	A. PRIAULX	1:11.531	6:18.776	4	14:11:46.820	M. CAIROLI	14:13:10.577	S. HOSHINC	1:23.757	4:19.469
<b>71</b>	<b>AF Corse</b> Ferrari 488 GTE EVO LMGTE Pro						5	14:55:12.187	S. HOSHINC	14:56:19.410	G. RODA JR	1:07.223	5:26.692
1	11:34:18.421	D. RIGON	11:34:58.349	D. RIGON	39.928	39.928	6	15:01:58.297	G. RODA JR	15:02:44.520	G. RODA JR	46.223	6:12.915
2	11:40:00.993	D. RIGON	11:40:58.180	D. RIGON	57.187	1:37.115	7	15:57:03.625	G. RODA JR	15:58:14.199	M. CAIROLI	1:10.574	7:23.489
3	12:54:05.772	D. RIGON	12:55:16.636	S. BIRD	1:10.864	2:47.979	<b>90</b>	<b>TF Sport</b> Aston Martin Vantage LMGTE Am					
4	14:02:39.053	S. BIRD	14:03:48.696	S. BIRD	1:09.643	3:57.622	1	11:33:42.857	C. EASTWOOD	11:34:20.282	C. EASTWOOD	37.425	37.425
5	14:53:44.446	S. BIRD	14:54:47.078	D. RIGON	1:02.632	5:00.254	2	11:39:45.444	C. EASTWOOD	11:41:15.884	C. EASTWOOD	1:30.440	2:07.865
6	15:23:59.607	D. RIGON	15:24:57.697	D. RIGON	58.090	5:58.344	3	12:01:18.073	C. EASTWOOD	12:02:08.463	C. EASTWOOD	50.390	2:58.255
7	15:27:10.180	D. RIGON	15:34:24.726	D. RIGON	7:14.546	13:12.890	4	13:10:02.765	C. EASTWOOD	13:11:27.474	S. YOLUC	1:24.709	4:22.964
8	16:39:02.555	D. RIGON	16:39:53.464	D. RIGON	50.909	14:03.799	5	14:11:11.806	S. YOLUC	14:12:28.231	S. YOLUC	1:16.425	5:39.389
<b>77</b>	<b>Dempsey - Proton Racing</b> Porsche 911 RSR LMGTE Am						6	14:58:52.758	S. YOLUC	14:59:58.140	J. ADAM	1:05.382	6:44.771
1	11:33:47.013	C. RIED	11:34:26.988	C. RIED	39.975	39.975	7	16:03:23.443	J. ADAM	16:04:42.943	J. ADAM	1:19.500	8:04.271
2	11:53:11.995	C. RIED	11:54:14.828	C. RIED	1:02.833	1:42.808	<b>91</b>	<b>Porsche GT Team</b> Porsche 911 RSR LMGTE Pro					
3	12:45:09.088	C. RIED	12:46:18.965	J. ANDLAUER	1:09.877	2:52.685	1	11:34:23.153	R. LIETZ	11:35:04.046	R. LIETZ	40.893	40.893
4	13:23:08.496	J. ANDLAUER	14:07:45.727	J. ANDLAUER	44:37.231	47:29.916	2	11:40:02.225	R. LIETZ	11:41:00.170	R. LIETZ	57.945	1:38.838
5	15:16:58.525	J. ANDLAUER	15:18:16.947	M. CAMPBELL	1:18.422	48:48.338	3	11:44:41.687	R. LIETZ	11:45:20.617	R. LIETZ	38.930	2:17.768
6	16:25:16.157	M. CAMPBELL	16:26:30.084	M. CAMPBELL	1:13.927	50:02.265	4	12:55:58.727	R. LIETZ	12:57:25.592	G. BRUNI	1:26.865	3:44.633
<b>81</b>	<b>BMW Team MTEK</b> BMW M8 GTE LMGTE Pro						5	14:01:41.259	G. BRUNI	14:02:52.039	R. LIETZ	1:10.780	4:55.413
1	11:34:07.533	M. TOMCZYK	11:34:48.013	M. TOMCZYK	40.480	40.480	6	14:52:30.855	R. LIETZ	14:53:29.874	G. BRUNI	59.019	5:54.432
2	11:55:25.733	M. TOMCZYK	11:56:24.266	M. TOMCZYK	58.533	1:39.013	7	15:59:30.252	G. BRUNI	16:00:32.868	G. BRUNI	1:02.616	6:57.048
3	13:04:22.531	M. TOMCZYK	13:05:33.567	N. CATSBURG	1:11.036	2:50.049	<b>92</b>	<b>Porsche GT Team</b> Porsche 911 RSR LMGTE Pro					
4	14:18:22.650	N. CATSBURG	14:19:32.030	N. CATSBURG	1:09.380	3:59.429	1	11:34:25.480	K. ESTRE	11:35:05.418	K. ESTRE	39.938	39.938
5	14:56:03.007	N. CATSBURG	14:56:53.244	N. CATSBURG	50.237	4:49.666	2	11:40:02.917	K. ESTRE	11:41:06.887	K. ESTRE	1:03.970	1:43.908
6	15:50:07.792	N. CATSBURG	15:51:10.321	M. TOMCZYK	1:02.529	5:52.195	3	11:44:42.317	K. ESTRE	11:45:33.784	K. ESTRE	51.467	2:35.375
<b>82</b>	<b>BMW Team MTEK</b> BMW M8 GTE LMGTE Pro						4	12:55:44.038	K. ESTRE	12:56:52.536	M. CHRISTENSEN	1:08.498	3:43.873
1	11:34:14.365	A. DA COSTA	11:34:53.776	A. DA COSTA	39.411	39.411	5	14:01:12.669	M. CHRISTENSEN	14:02:18.711	K. ESTRE	1:06.042	4:49.915
2	11:39:59.157	A. DA COSTA	11:40:52.262	A. DA COSTA	53.105	1:32.516	6	14:54:05.009	K. ESTRE	14:55:07.840	M. CHRISTENSEN	1:02.831	5:52.746
3	12:52:07.052	A. DA COSTA	12:53:18.271	T. BLOMQVIST	1:11.219	2:43.735	7	16:00:13.601	M. CHRISTENSEN	16:01:18.311	K. ESTRE	1:04.710	6:57.456
4	13:59:20.204	T. BLOMQVIST	14:00:29.156	A. DA COSTA	1:08.952	3:52.687	<b>95</b>	<b>Aston Martin Racing</b> Aston Martin Vantage LMGTE Pro					
5	14:54:12.110	A. DA COSTA	14:55:15.839	T. BLOMQVIST	1:03.729	4:56.416	1	11:33:58.992	N. THIIM	11:34:38.167	N. THIIM	39.175	39.175
6	16:03:33.562	T. BLOMQVIST	16:04:37.605	T. BLOMQVIST	1:04.043	6:00.459	2	12:00:56.649	N. THIIM	12:01:53.299	N. THIIM	56.650	1:35.825
<b>86</b>	<b>Gulf Racing</b> Porsche 911 RSR LMGTE Am						3	13:13:29.848	N. THIIM	13:14:39.851	M. SØRENSEN	1:10.003	2:45.828
1	11:33:48.839	B. BARKER	11:34:28.089	B. BARKER	39.250	39.250	4	14:25:42.935	M. SØRENSEN	14:26:52.183	N. THIIM	1:09.248	3:55.076
2	11:39:46.318	B. BARKER	11:40:43.594	B. BARKER	57.276	1:36.526	5	14:53:40.144	N. THIIM	14:54:27.928	N. THIIM	47.784	4:42.860
3	12:53:05.571	B. BARKER	12:54:24.775	M. WAINWRIGHT	1:19.204	2:55.730	6	16:05:03.167	N. THIIM	16:06:05.225	M. SØRENSEN	1:02.058	5:44.918



**FIA WEC**  
**6 Hours of Fuji**  
**Race**

**Pit Stop Analysis**

Nr.	In Time	In Driver	Out Time	Out Driver	Pit Time	T. Pit Time	Nr.	In Time	In Driver	Out Time	Out Driver	Pit Time	T. Pit Time	
<b>97</b>	<b>Aston Martin Racing</b> Aston Martin Vantage LMGTE Pro													
1	11:34:01.664	M. MARTIN	11:34:40.458	M. MARTIN	38.794	38.794								
2	11:57:21.046	M. MARTIN	11:58:23.485	M. MARTIN	1:02.439	1:41.233								
3	13:10:05.723	M. MARTIN	13:11:25.613	A. LYNN	1:19.890	3:01.123								
4	14:22:35.575	A. LYNN	14:23:45.933	A. LYNN	1:10.358	4:11.481								
5	14:54:18.642	A. LYNN	14:55:10.124	A. LYNN	51.482	5:02.963								
6	16:09:07.622	A. LYNN	16:10:16.922	M. MARTIN	1:09.300	6:12.263								
<b>98</b>	<b>Aston Martin Racing</b> Aston Martin Vantage LMGTE Am													
1	11:33:50.465	P. DALLA LANA	11:34:29.333	P. DALLA LANA	38.868	38.868								
2	11:43:50.081	P. DALLA LANA	11:44:55.982	P. DALLA LANA	1:05.901	1:44.769								
3	12:05:14.209	P. DALLA LANA	12:06:21.982	M. LAUDA	1:07.773	2:52.542								
4	13:09:05.875	M. LAUDA	13:10:24.900	P. LAMY	1:19.025	4:11.567								
5	14:17:51.350	P. LAMY	14:19:13.118	P. DALLA LANA	1:21.768	5:33.335								
6	15:00:28.085	P. DALLA LANA	15:01:36.279	M. LAUDA	1:08.194	6:41.529								
7	15:55:17.190	M. LAUDA	15:56:31.003	P. LAMY	1:13.813	7:55.342								