

Japan Formula 3

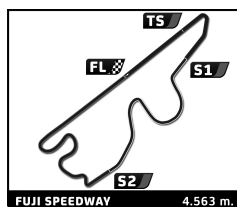
6 Hours of Fuji

Free Practice 1

Analysis

■ Personal Best
 ■ Session Best
 ■ B Crossing the finish line in pit lane

Lap	Time	Sector 1	Sector 2	Sector 3	Kph	Elapsed	Lap	Time	Sector 1	Sector 2	Sector 3	Kph	Elapsed	
1 Yu KANAMARU JPN														
B-MAX RACING TEAM Dallara F312-Volkswagen A41														
1	2:29.171	B	46.598	38.401	1:04.172	102.7	2:29.171	25	1:42.696	23.321	31.550	47.825	160.0	55:11.583
2	2:47.932	B	1:08.948	35.604	1:03.380	97.8	5:17.103	26	1:36.953	22.206	28.885	45.862	169.4	56:48.536
3	4:21.568	2:54.035	35.095	52.438	62.8	9:38.671	27	1:36.545	21.855	28.538	46.152	170.1	58:25.081	
4	1:51.862	24.581	35.127	52.154	146.8	11:30.533	28	1:36.360	21.817	28.505	46.038	170.5	1:00:01.441	
5	1:51.526	24.444	35.311	51.771	147.3	13:22.059								
6	1:51.231	24.182	35.175	51.874	147.7	15:13.290								
7	1:50.277	24.143	34.322	51.812	149.0	17:03.567								
8	1:57.505	B	24.221	34.206	59.078	139.8	19:01.072							
9	5:05.352	3:40.224	34.504	50.624	53.8	24:06.424								
10	1:48.356	24.058	33.502	50.796	151.6	25:54.780								
11	1:48.218	23.967	33.465	50.786	151.8	27:42.998								
12	1:48.367	23.865	33.381	51.121	151.6	29:31.365								
13	1:48.003	23.932	33.119	50.952	152.1	31:19.368								
14	1:48.033	23.870	33.194	50.969	152.1	33:07.401								
15	1:56.947	B	24.211	33.474	59.262	140.5	35:04.348							
16	5:20.269	3:54.285	35.288	50.696	51.3	40:24.617								
17	1:42.595	22.770	31.622	48.203	160.1	42:07.212								
18	1:39.596	22.085	30.370	47.141	164.9	43:46.808								
19	1:41.167	22.747	30.419	48.001	162.4	45:27.975								
20	1:37.737	21.641	29.502	46.594	168.1	47:05.712								
21	1:37.544	21.789	29.197	46.558	168.4	48:43.256								
22	1:37.640	21.758	29.196	46.686	168.2	50:20.896								
23	1:36.913	21.677	29.051	46.185	169.5	51:57.809								
24	1:43.818	B	21.571	29.129	53.118	158.2	53:41.627							
25	4:41.585	3:25.177	29.915	46.493	58.3	58:23.212								
26	1:36.556	21.794	29.002	45.760	170.1	59:59.768								
27	1:36.358	21.646	28.823	45.889	170.5	1:01:36.126								
2 Sena SAKAGUCHI JPN														
TODA RACING Dallara F316-Toda TR-F301														
1	2:12.597	41.507	37.635	53.455	115.6	2:12.597								
2	1:52.591	24.802	35.052	52.737	145.9	4:05.188								
3	1:53.526	24.834	35.761	52.931	144.7	5:58.714								
4	1:52.607	24.861	34.804	52.942	145.9	7:51.321								
5	1:52.641	24.578	34.955	53.108	145.8	9:43.962								
6	1:52.322	24.534	34.689	53.099	146.2	11:36.284								
7	1:52.134	24.392	34.630	53.112	146.5	13:28.418								
8	1:51.747	24.351	34.487	52.909	147.0	15:20.165								
9	1:50.994	24.255	34.224	52.515	148.0	17:11.159								
10	1:58.744	B	24.594	34.162	59.988	138.3	19:09.903							
11	6:59.455	5:26.685	36.786	55.984	39.2	26:09.358								
12	1:49.916	24.358	33.938	51.620	149.4	27:59.274								
13	1:47.694	23.924	33.085	50.685	152.5	29:46.968								
14	1:46.674	23.712	32.728	50.234	154.0	31:33.642								
15	1:44.458	23.275	31.977	49.206	157.3	33:18.100								
16	1:44.043	23.237	31.614	49.192	157.9	35:02.143								
17	1:42.862	22.773	31.173	48.916	159.7	36:45.005								
18	1:42.285	22.401	30.464	49.420	160.6	38:27.290								
19	1:40.069	22.438	30.029	47.602	164.2	40:07.359								
20	1:39.061	22.305	29.531	47.225	165.8	41:46.420								
21	1:44.242	22.430	33.107	48.705	157.6	43:30.662								
22	1:45.961	B	22.286	29.683	53.992	155.0	45:16.623							
23	6:22.439	4:44.299	41.255	56.885	43.0	51:39.062								
24	1:49.825	23.996	33.281	52.548	149.6	53:28.887								
3 Ai MIURA JPN														
B-MAX RACING TEAM Dallara F312-Volkswagen A41														
1	2:39.685	1:05.645	38.281	55.759	95.9	2:39.685								
2	1:56.611	25.529	37.362	53.720	140.9	4:36.296								
3	1:53.788	24.537	35.689	53.562	144.4	6:30.084								
4	1:53.740	24.453	35.717	53.570	144.4	8:23.824								
5	1:53.083	24.283	35.686	53.114	145.3	10:16.907								
6	1:52.473	24.289	35.275	52.909	146.1	12:09.380								
7	2:02.362	B	24.283	35.082	1:02.997	134.2	14:11.742							
8	6:59.045	5:31.414	35.240	52.391	39.2	21:10.787								
9	1:52.437	24.814	35.097	52.526	146.1	23:03.224								
10	1:51.508	24.146	34.965	52.397	147.3	24:54.732								
11	1:51.469	24.068	34.965	52.436	147.4	26:46.201								
12	1:54.588	23.911	37.605	53.072	143.4	28:40.789								
13	1:51.399	23.929	35.021	52.449	147.5	30:32.188								
14	1:50.393	23.843	34.254	52.296	148.8	32:22.581								
15	1:49.148	23.888	33.563	51.697	150.5	34:11.729								
16	1:59.493	B	23.897	34.159	1:01.437	137.5	36:11.222							
17	6:17.106	4:51.434	34.652	51.020	43.6	42:28.328								
18	1:43.915	22.985	31.599	49.331	158.1	44:12.243								
19	1:40.934	22.322	30.871	47.741	162.7	45:53.177								
20	1:41.517	22.134	31.135	48.248	161.8	47:34.694								
21	1:39.830	22.455	30.329	47.046	164.5	49:14.524								
22	1:38.485	21.975	29.968	46.542	166.8	50:53.009								
23	1:38.942	21.964	29.876	47.102	166.0	52:31.951								
24	1:38.972	22.364	30.262	46.346	166.0	54:10.923								
25	1:37.440	21.917	29.211	46.312	168.6	55:48.363								
26	1:38.324	21.857	29.440	47.027	167.1	57:26.687								
27	1:37.055	21.844	29.033	46.178	169.3	59:03.742								
28	1:45.192	21.912	29.097	54.183	156.2	1:00:48.934								
5 Riki OKUSA JPN														
HANASHIMA RACING Dallara F315-Toyota TOMS TAZ31														
1	2:19.943	49.183	37.533	53.227	109.5	2:19.943								
2	1:53.099	24.971	35.599	52.529	145.2	4:13.042								
3	1:51.933	24.560	35.059	52.314	146.8	6:04.975								
4	1:51.737	24.565	35.029	52.143	147.0	7:56.712								
5	2:01.622	B	24.380	35.009	1:02.233	135.1	9:58.334							
6	4:44.980	3:17.826	35.381	51.773	57.6	14:43.314								
7	1:51.269	24.339	34.696	52.234	147.6	16:34.583								
8	1:50.019	24.138	34.199	51.682	149.3	18:24.602								
9	1:49.121	23.907	34.086	51.128	150.5	20:13.723								
10	2:00.463	B	24.507	36.528	59.428	136.4	22:14.186							
11	4:33.973	3:09.492	33.769	50.712	60.0	26:48.159								
12	1:47.888	23.820	33.507	50.561	152.3	28:36.047								
13	1:48.657	23.719	34.038	50.900	151.2	30:24.704								
14	2:02.275	B	24.606	35.727	1:01.942	134.3	32:26.979							
15	6:24.203	4:57.044	35.749	51.410	42.8	38:51.182								
16	1:44.476	22.963	32.364	49.149	157.2	40:35.658								
17	1:41.083	22.375	30.666	48.042	162.5	42:16.741								
18	1:41.374	22.142	31.436	47.796	162.0	43:58.115								
19	1:39.944	22.295	30.091	47.558	164.4	45:38.059								



Japan Formula 3 6 Hours of Fuji Free Practice 1

Analysis

■ Personal Best
 ■ Session Best
 B Crossing the finish line in pit lane

Lap	Time	Sector 1	Sector 2	Sector 3	Kph	Elapsed	Lap	Time	Sector 1	Sector 2	Sector 3	Kph	Elapsed
20	1:40.305	22.750	30.351	47.204	163.8	47:18.364	6	1:55.243	25.803	34.206	55.234	142.5	12:53.247
21	1:38.630	22.244	29.515	46.871	166.5	48:56.994	7	1:53.351	25.801	34.555	52.995	144.9	14:46.598
22	1:38.667	21.957	29.377	47.333	166.5	50:35.661	8	1:50.641	24.854	33.804	51.983	148.5	16:37.239
23	1:46.742 B	22.095	29.370	55.277	153.9	52:22.403	9	1:50.184	24.538	33.910	51.736	149.1	18:27.423
24	3:52.327	2:35.911	29.846	46.570	70.7	56:14.730	10	1:49.546	24.315	33.791	51.440	150.0	20:16.969
25	1:37.216	21.842	29.029	46.345	169.0	57:51.946	11	1:49.127	24.222	33.572	51.333	150.5	22:06.096
26	1:37.343	21.868	29.210	46.265	168.8	59:29.289	12	2:05.688 B	25.611	36.720	1:03.357	130.7	24:11.784
27	1:37.058	21.831	28.861	46.366	169.2	1:01:06.347	13	8:36.887	7:09.387	33.769	53.731	31.8	32:48.671

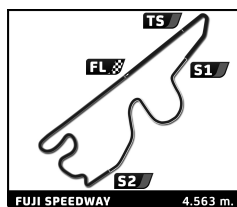
8 Yoshiaki KATAYAMA JPN						
OIRC team YTB			Dallara F318-Mercedes-Benz 414			
1	2:36.356	48.673	43.723	1:03.960	98.0	2:36.356
2	2:09.591	27.319	45.072	57.200	126.8	4:45.947
3	1:52.902	24.709	35.148	53.045	145.5	6:38.849
4	1:52.046	24.545	34.731	52.770	146.6	8:30.895
5	1:52.051	24.529	34.558	52.964	146.6	10:22.946
6	2:02.611	26.475	37.260	58.876	134.0	12:25.557
7	1:51.125	24.213	34.505	52.407	147.8	14:16.682
8	1:51.107	24.209	34.308	52.590	147.8	16:07.789
9	2:01.081 B	24.232	34.181	1:02.668	135.7	18:08.870
10	9:15.579	7:36.408	36.973	1:02.198	29.6	27:24.449
11	1:47.906	23.953	33.034	50.919	152.2	29:12.355
12	1:51.476	23.580	33.291	54.605	147.4	31:03.831
13	1:55.036	25.259	37.164	52.613	142.8	32:58.867
14	1:47.149	23.429	32.653	51.067	153.3	34:46.016
15	1:57.163 B	23.321	32.668	1:01.174	140.2	36:43.179
16	14:57.936	...	41.678	57.401	18.3	51:41.115
17	1:51.136	24.599	34.060	52.477	147.8	53:32.251
18	1:44.352	22.668	31.670	50.014	157.4	55:16.603
19	1:37.595	21.992	29.452	46.151	168.3	56:54.198
20	1:36.791	22.017	28.715	46.059	169.7	58:30.989
21	1:36.406	21.827	28.619	45.960	170.4	1:00:07.395

10 Jake PARSONS AUS						
NODA RACING			Dallara F312 N-Volkswagen A18			
1	2:35.813	1:01.779	38.022	56.012	98.3	2:35.813
2	1:56.605	26.076	36.605	53.924	140.9	4:32.418
3	2:08.884 B	25.542	35.609	1:07.733	127.5	6:41.302
4	8:39.279 B	6:26.541	45.113	1:27.625	31.6	15:20.581
5	23:25.184	...	34.589	51.290	11.7	38:45.765
6	1:50.445	24.861	33.970	51.614	148.7	40:36.210
7	2:00.702 B	23.853	32.340	1:04.509	136.1	42:36.912
8	4:56.288	3:29.392	34.858	52.038	55.4	47:33.200
9	1:45.604	24.715	31.533	49.356	155.6	49:18.804
10	1:43.123	23.521	30.943	48.659	159.3	51:01.927
11	1:42.268	23.322	30.752	48.194	160.6	52:44.195
12	1:41.230	23.106	30.425	47.699	162.3	54:25.425
13	1:40.450	22.890	30.163	47.397	163.5	56:05.875
14	1:49.076 B	23.049	29.966	56.061	150.6	57:54.951

12 Ukyo SASAHARA JPN						
ThreeBond Racing			Dallara F318-TOMEI TB14F3			
1	3:17.399	1:48.553	35.942	52.904	77.6	3:17.399
2	1:54.507	25.678	35.378	53.451	143.5	5:11.906
3	1:55.972	26.654	35.788	53.530	141.6	7:07.878
4	1:56.025	26.690	35.011	54.324	141.6	9:03.903
5	1:54.101	25.938	35.131	53.032	144.0	10:58.004

13 Motoyoshi YOSHIDA JPN						
B-MAX ENGINEERING			Dallara F312-Volkswagen A41			
1	2:52.459	1:12.723	41.670	58.066	88.8	2:52.459
2	2:02.849	25.386	40.493	56.970	133.7	4:55.308
3	2:00.919	25.170	40.080	55.669	135.8	6:56.227
4	1:55.640	24.651	35.876	55.113	142.1	8:51.867
5	1:55.124	24.767	35.652	54.705	142.7	10:46.991
6	1:55.213	24.695	35.543	54.975	142.6	12:42.204
7	2:06.008 B	24.634	35.982	1:05.392	130.4	14:48.212
8	6:04.202	4:32.826	36.860	54.516	45.1	20:52.414
9	1:53.404	24.786	34.656	53.962	144.9	22:45.818
10	1:53.099	24.539	35.015	53.545	145.2	24:38.917
11	1:52.275	24.249	34.401	53.625	146.3	26:31.192
12	1:51.499	24.158	34.268	53.073	147.3	28:22.691
13	1:50.613	23.705	34.369	52.539	148.5	30:13.304
14	2:03.283 B	24.906	33.935	1:04.442	133.2	32:16.587
15	15:27.833	...	40.736	59.808	17.7	47:44.420
16	1:54.594	26.162	35.947	52.485	143.3	49:39.014
17	1:53.399	24.015	37.369	52.015	144.9	51:32.413
18	2:12.128	23.289	32.704	1:16.135	124.3	53:44.541
19	1:43.678	22.651	31.900	49.127	158.4	55:28.219
20	1:43.024	22.675	31.622	48.727	159.4	57:11.243
21	1:42.325	22.524	31.131	48.670	160.5	58:53.568

14 Tatsuya OTA JPN						
ALBIREX RACING TEAM			Dallara F315-Mercedes-Benz 414			
1	3:01.607	1:26.883	39.498	55.226	84.4	3:01.607
2	1:56.413	25.332	37.152	53.929	141.1	4:58.020
3	1:54.020	24.843	35.709	53.468	144.1	6:52.040
4	1:53.342	24.802	35.364	53.176	144.9	8:45.382
5	1:56.884	28.413	35.490	52.981	140.5	10:42.266
6	1:53.063	25.043	35.117	52.903	145.3	12:35.329
7	2:03.400 B	24.703	35.035	1:03.662	133.1	14:38.729
8	5:56.764	4:28.606	35.617	52.541	46.0	20:35.493
9	1:51.112	24.413	34.577	52.122	147.8	22:26.605
10	1:50.597	24.187	34.450	51.960	148.5	24:17.202



Japan Formula 3

6 Hours of Fuji

Free Practice 1

Analysis

■ Personal Best ■ Session Best B Crossing the finish line in pit lane

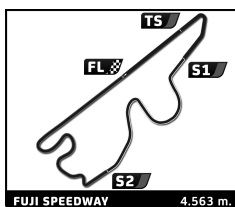
Lap	Time	Sector 1	Sector 2	Sector 3	Kph	Elapsed	Lap	Time	Sector 1	Sector 2	Sector 3	Kph	Elapsed
11	1:49.726	24.124	33.826	51.776	149.7	26:06.928	16	1:40.184	22.208	30.298	47.678	164.0	52:25.920
12	1:49.493	23.945	33.819	51.729	150.0	27:56.421	17	1:40.376	22.369	30.133	47.874	163.7	54:06.296
13	1:50.281	24.006	34.510	51.765	149.0	29:46.702	18	1:40.264	22.752	30.178	47.334	163.8	55:46.560
14	1:49.515	24.560	33.648	51.307	150.0	31:36.217	19	1:41.134	22.693	30.155	48.286	162.4	57:27.694
15	1:48.457	23.887	33.267	51.303	151.5	33:24.674	20	1:39.278	22.017	29.838	47.423	165.5	59:06.972
16	1:58.802 B	24.015	34.314	1:00.473	138.3	35:23.476	21	1:39.288	22.008	29.821	47.459	165.4	1:00:46.260
17	10:18.439	8:46.858	38.133	53.448	26.6	45:41.915							
18	1:47.152	23.405	33.823	49.924	153.3	47:29.067							
19	1:41.937	22.738	31.264	47.935	161.1	49:11.004							
20	1:40.863	22.359	30.994	47.510	162.9	50:51.867							
21	1:39.842	22.146	30.221	47.475	164.5	52:31.709							
22	1:40.729	22.292	31.154	47.283	163.1	54:12.438							
23	1:51.583 B	22.103	30.562	58.918	147.2	56:04.021							

28 Tairoku YAMAGUCHI		JPN											
TAIROKU RACING		Dallara F316-Volkswagen A41											
1	2:24.948	52.496	37.226	55.226	105.7	2:24.948							
2	1:53.803	24.439	35.444	53.920	144.3	4:18.751							
3	1:53.252	24.433	35.309	53.510	145.0	6:12.003							
4	1:53.114	24.389	35.543	53.182	145.2	8:05.117							
5	1:52.829	24.291	35.310	53.228	145.6	9:57.946							
6	2:03.433 B	24.239	35.321	1:03.873	133.1	12:01.379							
7	6:48.421	5:19.495	35.812	53.114	40.2	18:49.800							
8	1:53.086	24.346	35.323	53.417	145.3	20:42.886							
9	1:52.477	24.224	35.008	53.245	146.0	22:35.363							
10	1:52.282	24.247	34.974	53.061	146.3	24:27.645							
11	2:06.126 B	24.437	38.412	1:03.277	130.2	26:33.771							
12	6:26.021	5:00.133	34.182	51.706	42.6	32:59.792							
13	1:49.558	23.744	33.922	51.892	149.9	34:49.350							
14	1:49.858	23.805	33.890	52.163	149.5	36:39.208							
15	1:57.470 B	23.796	33.498	1:00.176	139.8	38:36.678							
16	6:57.674	5:24.308	39.846	53.520	39.3	45:34.352							
17	1:47.398	23.985	33.550	49.863	153.0	47:21.750							
18	1:44.100	22.954	32.106	49.040	157.8	49:05.850							
19	1:41.291	22.514	31.212	47.565	162.2	50:47.141							
20	1:39.709	22.330	30.192	47.187	164.7	52:26.850							
21	1:39.545	22.241	30.133	47.171	165.0	54:06.395							
22	1:40.233	22.753	30.304	47.176	163.9	55:46.628							
23	1:46.940 B	22.173	29.830	54.937	153.6	57:33.568							

30 DRAGON		JPN											
B-MAX ENGINEERING		Dallara F314-Volkswagen A41											
1	2:33.026	56.712	37.176	59.138	100.1	2:33.026							
2	2:17.824	24.553	58.829	54.442	119.2	4:50.850							
3	1:56.218	24.480	37.991	53.747	141.3	6:47.068							
4	1:54.613	24.606	35.846	54.161	143.3	8:41.681							
5	1:54.208	24.366	36.222	53.620	143.8	10:35.889							
6	2:21.104 B	26.147	42.111	1:12.846	116.4	12:56.993							
7	17:05.401	...	34.743	52.575	16.0	30:02.394							
8	1:49.697	24.137	33.558	52.002	149.7	31:52.091							
9	1:50.297	23.639	34.105	52.553	148.9	33:42.388							
10	1:49.651	23.865	33.642	52.144	149.8	35:32.039							
11	2:04.269 B	24.184	33.575	1:06.510	132.2	37:36.308							
12	7:53.668	6:21.203	37.518	54.947	34.7	45:29.976							
13	1:51.203	24.256	33.002	53.945	147.7	47:21.179							
14	1:42.528	22.696	31.129	48.703	160.2	49:03.707							
15	1:42.029	22.337	30.604	49.088	161.0	50:45.736							

35 Shunsuke KOHNO		JPN											
RS FINE		Dallara F318-Mercedes-Benz 414											
1	2:16.896	46.150	35.347	55.399	111.9	2:16.896							
2	1:52.905	24.719	35.180	53.006	145.5	4:09.801							
3	1:52.106	24.408	34.875	52.823	146.5	6:01.907							
4	2:04.222 B	24.432	35.557	1:04.233	132.2	8:06.129							
5	6:09.336	4:37.612	35.067	56.657	44.5	14:15.465							
6	1:51.695	24.536	34.671	52.488	147.1	16:07.160							
7	1:50.923	24.353	34.091	52.479	148.1	17:58.083							
8	1:50.123	24.408	33.704	52.011	149.2	19:48.206							
9	1:59.621	29.651	35.716	54.254	137.3	21:47.827							
10	1:50.012	24.047	33.989	51.976	149.3	23:37.839							
11	1:49.320	23.859	33.601	51.860	150.3	25:27.159							
12	1:57.955 B	23.877	33.660	1:00.418	139.3	27:25.114							
13	10:43.320	9:13.955	36.438	52.927	25.5	38:08.434							
14	1:46.860	23.722	33.168	49.970	153.7	39:55.294							
15	1:44.413	23.516	32.011	48.886	157.3	41:39.707							
16	1:42.380	23.079	31.015	48.286	160.4	43:22.087							
17	1:40.025	22.522	30.020	47.483	164.2	45:02.112							
18	1:38.889	22.133	29.653	47.103	166.1	46:41.001							
19	1:38.226	22.050	29.439	46.737	167.2	48:19.227							
20	1:44.473 B	22.001	29.448	53.024	157.2	50:03.700							
21	5:27.121	4:10.415	30.213	46.493	50.2	55:30.821							
22	1:37.501	21.725	29.514	46.262	168.5	57:08.322							
23	1:36.781	21.783	28.947	46.051	169.7	58:45.103							
24	1:36.620	21.629	29.117	45.874	170.0	1:00:21.723							

36 Sho TSUBOI		JPN											
COROLLA CHUKYO Kuo TEAM TOM'S		Dallara F317-Toyota TOM'S TAZ31											
1	2:06.857	33.109	38.041	55.707	120.8	2:06.857							
2	1:55.749	25.505	36.382	53.862	141.9	4:02.606							
3	1:54.920	25.212	36.599	53.109	142.9	5:57.526							
4	1:56.435	26.272	36.684	53.479	141.1	7:53.961							
5	1:58.583	24.806	35.643	58.134	138.5	9:52.544							
6	1:51.860	24.190	34.805	52.865	146.9	11:44.404							
7	1:51.773	24.273	34.670	52.830	147.0	13:36.177							
8	1:51.101	24.148	34.536	52.417	147.9	15:27.278							
9	1:50.519	23.844	34.364	52.311	148.6	17:17.797							
10	1:50.632	23.858	34.390	52.384	148.5	19:08.429							
11	1:49.874	23.699	34.210	51.965	149.5	20:58.303							
12	2:03.219 B	24.476	36.103	1:02.640	133.3	23:01.522							
13	13:53.567	...	40.684	55.021	19.7	36:55.089							
14	1:48.912	24.230	34.162	50.520	150.8	38:44.001							
15	1:45.512	22.835	33.599	49.078	155.7	40:29.513							
16	1:39.471	22.270	30.308	46.893	165.1	42:08.984							
17	1:38.149	21.982	29.781	46.386	167.4	43:47.133							
18	1:38.045	21.812	29.578	46.655	167.5	45:25.178							
19	1:36.844	21.778	29.131	45.935	169.6	47:02.022							
20	1:46.259 B	21.962	30.115	54.182	154.6	48:48.281							
21	5:46.539	4:29.621	30.709	46.209	47.4	54:34.820							



Japan Formula 3

6 Hours of Fuji

Free Practice 1

Analysis

■ Personal Best
 ■ Session Best
 ■ B Crossing the finish line in pit lane

Lap	Time	Sector 1	Sector 2	Sector 3	Kph	Elapsed	Lap	Time	Sector 1	Sector 2	Sector 3	Kph	Elapsed
22	1:36.197	21.788	28.891	45.518	170.8	56:11.017	22	7:52.393	6:12.846	41.903	57.644	34.8	51:47.516
23	1:35.913	21.695	28.687	45.531	171.3	57:46.930	23	1:51.945	24.069	34.999	52.877	146.7	53:39.461
24	1:35.893	21.566	28.677	45.650	171.3	59:22.823	24	1:46.144	22.974	31.053	52.117	154.8	55:25.605
25	1:35.825	21.612	28.566	45.647	171.4	1:00:58.648	25	1:37.063	21.992	29.191	45.880	169.2	57:02.668
							26	1:36.543	21.855	28.653	46.035	170.2	58:39.211
							27	1:36.152	21.747	28.607	45.798	170.8	1:00:15.363

37 **Ritomo MIYATA** JPN
 COROLLA CHUKYO Kuo TEAM TOM'S Dallara F317-Toyota TOMS TAZ31

1	2:09.117	36.647	37.730	54.740	118.7	2:09.117
2	1:54.973	25.137	36.115	53.721	142.9	4:04.090
3	1:55.495	25.040	36.956	53.499	142.2	5:59.585
4	1:53.607	24.885	35.395	53.327	144.6	7:53.192
5	1:53.177	24.772	35.086	53.319	145.1	9:46.369
6	1:52.965	24.650	35.043	53.272	145.4	11:39.334
7	1:52.137	24.525	34.640	52.972	146.5	13:31.471
8	1:51.860	24.493	34.625	52.742	146.9	15:23.331
9	1:51.250	24.157	34.472	52.621	147.7	17:14.581
10	1:51.179	24.220	34.441	52.518	147.8	19:05.760
11	1:54.085	24.265	37.553	52.267	144.0	20:59.845
12	2:04.834 B	24.210	35.425	1:05.199	131.6	23:04.679
13	13:06.969	...	36.382	51.565	20.9	36:11.648
14	1:44.440	23.253	31.987	49.200	157.3	37:56.088
15	1:41.150	22.529	30.875	47.746	162.4	39:37.238
16	1:39.296	22.085	30.135	47.076	165.4	41:16.534
17	1:38.716	21.891	29.858	46.967	166.4	42:55.250
18	1:37.658	21.799	29.484	46.375	168.2	44:32.908
19	1:37.489	21.768	29.459	46.262	168.5	46:10.397
20	1:37.091	21.774	29.017	46.300	169.2	47:47.488
21	1:45.453 B	22.030	29.261	54.162	155.8	49:32.941
22	4:45.876	3:28.570	31.322	45.984	57.5	54:18.817
23	1:36.464	21.776	28.934	45.754	170.3	55:55.281
24	1:42.168	21.654	29.549	50.965	160.8	57:37.449
25	1:35.975	21.614	28.751	45.610	171.2	59:13.424
26	1:35.999	21.548	28.643	45.808	171.1	1:00:49.423

93 **Toshiki OYU** JPN
 TODA RACING Dallara F316-Toda TR-F301

1	2:20.842 B	39.546	38.292	1:03.004	108.8	2:20.842
2	2:35.706	1:07.059	35.139	53.508	105.5	4:56.548
3	1:52.026	24.731	34.552	52.743	146.6	6:48.574
4	1:50.485	24.275	34.417	51.793	148.7	8:39.059
5	1:53.413	24.430	35.264	53.719	144.8	10:32.472
6	1:50.440	24.348	34.180	51.912	148.7	12:22.912
7	1:50.292	24.229	33.955	52.108	148.9	14:13.204
8	2:02.219	24.322	35.025	1:02.872	134.4	16:15.423
9	1:49.992	24.151	33.737	52.104	149.3	18:05.415
10	2:02.339 B	24.180	33.999	1:04.160	134.3	20:07.754
11	6:33.447	5:02.404	37.723	53.320	41.8	26:41.201
12	1:47.881	23.915	33.669	50.297	152.3	28:29.082
13	1:45.237	23.363	32.608	49.266	156.1	30:14.319
14	1:44.228	22.954	31.903	49.371	157.6	31:58.547
15	1:43.239	22.568	31.263	49.408	159.1	33:41.786
16	1:40.959	22.393	30.665	47.901	162.7	35:22.745
17	1:40.177	22.259	30.239	47.679	164.0	37:02.922
18	1:43.370	23.877	32.196	47.297	158.9	38:46.292
19	1:46.135	22.033	31.244	52.858	154.8	40:32.427
20	1:38.392	22.027	29.662	46.703	167.0	42:10.819
21	1:44.304 B	21.961	29.492	52.851	157.5	43:55.123