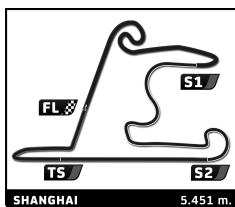


FIA WEC 6 Hours of Shanghai Race

Pit Stop Analysis

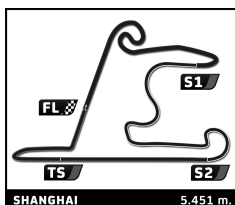
Nr.	In Time	In Driver	Out Time	Out Driver	Pit Time	T. Pit Time	Nr.	In Time	In Driver	Out Time	Out Driver	Pit Time	T. Pit Time	
1	Rebellion Racing Rebellion R13 - Gibson LMP1							10	DragonSpeed BR Engineering BR1 - Gibson LMP1					
1	13:16:04.584	N. JANI	13:16:32.132	N. JANI	27.548	27.548	1	13:16:07.221	R. VAN DER ZANDE	13:16:36.471	R. VAN DER ZANDE	29.250	29.250	
2	13:33:28.798	N. JANI	13:34:28.515	B. SENNA	59.717	1:27.265	2	14:01:04.647	R. VAN DER ZANDE	14:01:59.105	R. VAN DER ZANDE	54.458	1:23.708	
3	14:28:18.427	B. SENNA	14:29:14.443	A. LOTTERER	56.016	2:23.281	3	14:09:32.779	R. VAN DER ZANDE	14:10:38.145	J. ALLEN	1:05.366	2:29.074	
4	14:41:44.169	A. LOTTERER	14:42:10.408	A. LOTTERER	26.239	2:49.520	4	14:42:18.869	J. ALLEN	14:42:51.559	J. ALLEN	32.690	3:01.764	
5	14:45:44.142	A. LOTTERER	14:46:09.561	A. LOTTERER	25.419	3:14.939	5	14:46:15.860	J. ALLEN	14:46:54.637	J. ALLEN	38.777	3:40.541	
6	14:49:45.065	A. LOTTERER	14:50:10.788	A. LOTTERER	25.723	3:40.662	6	14:50:13.133	J. ALLEN	14:50:38.067	J. ALLEN	24.934	4:05.475	
7	14:53:44.298	A. LOTTERER	14:54:08.094	A. LOTTERER	23.796	4:04.458	7	14:54:12.028	J. ALLEN	14:54:37.264	J. ALLEN	25.236	4:30.711	
8	15:36:16.547	A. LOTTERER	15:37:18.500	A. LOTTERER	1:01.953	5:06.411	8	15:18:00.489	J. ALLEN	15:19:06.943	B. HANLEY	1:06.454	5:37.165	
9	16:19:00.327	A. LOTTERER	16:19:55.339	A. LOTTERER	55.012	6:01.423	9	16:10:27.210	B. HANLEY	16:11:33.076	B. HANLEY	1:05.866	6:43.031	
							10	16:17:51.927	B. HANLEY	16:18:14.864	B. HANLEY	22.937	7:05.968	
3	Rebellion Racing Rebellion R13 - Gibson LMP1							11	SMP Racing BR Engineering BR1 - AER LMP1					
1	11:15:25.526	T. LAURENT	12:14:13.461	T. LAURENT	58:47.935	58:47.935	1	13:16:06.305	J. BUTTON	13:16:34.896	J. BUTTON	28.591	28.591	
2	13:16:35.463	T. LAURENT	13:17:10.337	T. LAURENT	34.874	59:22.809	2	13:44:44.372	J. BUTTON	13:45:45.187	J. BUTTON	1:00.815	1:29.406	
3	13:55:38.126	T. LAURENT	13:56:39.648	M. BECHE	1:01.522	1:00:24.331	3	14:41:58.699	J. BUTTON	14:42:26.290	J. BUTTON	27.591	1:56.997	
4	14:42:14.923	M. BECHE	14:42:45.439	M. BECHE	30.516	1:00:54.847	4	14:45:57.981	J. BUTTON	14:46:27.469	J. BUTTON	29.488	2:26.485	
5	14:46:10.468	M. BECHE	14:46:46.442	M. BECHE	35.974	1:01:30.821	5	14:49:52.832	J. BUTTON	14:50:20.826	J. BUTTON	27.994	2:54.479	
6	14:50:06.409	M. BECHE	14:50:31.155	M. BECHE	24.746	1:01:55.567	6	14:53:52.743	J. BUTTON	14:55:11.240	M. ALESHIN	1:18.497	4:12.976	
7	14:54:07.247	M. BECHE	14:55:07.505	G. MENEZES	1:00.258	1:02:55.825	7	15:51:47.696	M. ALESHIN	15:52:52.222	V. PETROV	1:04.526	5:17.502	
8	15:47:18.535	G. MENEZES	15:48:24.294	G. MENEZES	1:05.759	1:04:01.584	8	16:18:00.706	V. PETROV	16:18:24.144	V. PETROV	23.438	5:40.940	
9	16:17:23.436	G. MENEZES	16:17:46.584	G. MENEZES	23.148	1:04:24.732	9	16:38:28.499	V. PETROV	16:39:21.911	V. PETROV	53.412	6:34.352	
10	16:21:58.444	G. MENEZES	16:22:51.470	G. MENEZES	53.026	1:05:17.758								
4	Bykolles Racing Team Enso CLM P1/01 - Nismo LMP1							17	SMP Racing BR Engineering BR1 - AER LMP1					
1	13:16:18.765	T. DILLMANN	13:16:49.687	T. DILLMANN	30.922	30.922	1	13:16:02.296	S. SARRAZIN	13:16:28.886	S. SARRAZIN	26.590	26.590	
2	13:42:09.999	T. DILLMANN	13:43:13.462	T. DILLMANN	1:03.463	1:34.385	2	14:01:03.605	S. SARRAZIN	14:01:57.428	S. SARRAZIN	53.823	1:20.413	
7	Toyota Gazoo Racing Toyota TS050 - Hybrid LMP1 H							28	TDS Racing Oreca 07 - Gibson LMP2					
1	13:16:00.696	J. LOPEZ	13:16:27.176	J. LOPEZ	26.480	26.480	1	13:16:12.400	M. VAXIVIERI	13:16:43.453	M. VAXIVIERI	31.053	31.053	
2	13:41:51.814	J. LOPEZ	13:43:41.423	K. KOBAYASHI	1:49.609	2:16.089	2	13:44:52.681	M. VAXIVIERI	13:45:50.380	M. VAXIVIERI	57.699	1:28.752	
3	14:41:52.910	K. KOBAYASHI	14:42:19.703	K. KOBAYASHI	26.793	2:42.882	3	14:41:49.810	M. VAXIVIERI	14:42:15.938	M. VAXIVIERI	26.128	1:54.880	
4	14:45:52.670	K. KOBAYASHI	14:46:20.411	K. KOBAYASHI	27.741	3:10.623	4	14:45:49.784	M. VAXIVIERI	14:46:14.192	M. VAXIVIERI	24.408	2:19.288	
5	14:49:50.396	K. KOBAYASHI	14:50:18.502	K. KOBAYASHI	28.106	3:38.729	5	14:49:47.367	M. VAXIVIERI	14:50:13.188	M. VAXIVIERI	25.821	2:45.109	
6	14:53:51.182	K. KOBAYASHI	14:54:56.429	K. KOBAYASHI	1:05.247	4:43.976	6	14:53:49.535	M. VAXIVIERI	14:54:52.983	F. PERRODC	1:03.448	3:48.557	
7	15:50:22.911	K. KOBAYASHI	15:51:15.345	M. CONWAY	52.434	5:36.410	7	15:51:17.166	F. PERRODC	15:52:15.860	L. DUVAL	58.694	4:47.251	
8	16:30:34.080	M. CONWAY	16:31:18.793	M. CONWAY	44.713	6:21.123	8	16:23:22.615	L. DUVAL	16:24:10.592	L. DUVAL	47.977	5:35.228	
8	Toyota Gazoo Racing Toyota TS050 - Hybrid LMP1 H							29	Racing Team Nederland Dallara P217 - Gibson LMP2					
1	13:15:59.182	S. BUEMI	13:16:24.734	S. BUEMI	25.552	25.552	1	13:16:22.970	G. VAN DER GARDE	13:16:54.294	G. VAN DER GARDE	31.324	31.324	
2	13:41:51.216	S. BUEMI	13:42:58.283	F. ALONSO	1:07.067	1:32.619								
3	14:41:40.621	F. ALONSO	14:42:06.329	F. ALONSO	25.708	1:58.327								
4	14:45:40.737	F. ALONSO	14:46:05.659	F. ALONSO	24.922	2:23.249								
5	14:49:43.736	F. ALONSO	14:50:09.216	F. ALONSO	25.480	2:48.729								
6	14:53:42.771	F. ALONSO	14:54:07.351	F. ALONSO	24.580	3:13.309								
7	14:57:03.628	F. ALONSO	14:58:13.863	F. ALONSO	1:10.235	4:23.544								
8	15:50:43.858	F. ALONSO	15:51:45.851	K. NAKAJIMA	1:01.993	5:25.537								
9	16:32:52.382	K. NAKAJIMA	16:33:42.979	K. NAKAJIMA	50.597	6:16.134								



FIA WEC
6 Hours of Shanghai
Race

Pit Stop Analysis

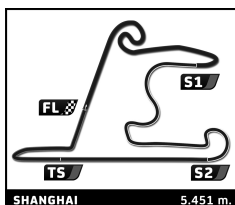
Nr.	In Time	In Driver	Out Time	Out Driver	Pit Time	T. Pit Time	Nr.	In Time	In Driver	Out Time	Out Driver	Pit Time	T. Pit Time
2	13:23:37.407	G. VAN DER GARDE	13:31:44.237	G. VAN DER GARDE	8:06.830	8:38.154	6	14:49:59.349	H. TUNG	14:50:26.319	H. TUNG	26.970	3:51.759
3	13:35:54.565	G. VAN DER GARDE	13:52:40.773	N. DE VRIES	16:46.208	25:24.362	7	14:54:01.977	H. TUNG	14:54:25.637	H. TUNG	23.660	4:15.419
4	14:41:51.680	N. DE VRIES	14:42:17.586	N. DE VRIES	25.906	25:50.268	8	15:31:38.455	H. TUNG	15:32:34.348	G. AUBRY	55.893	5:11.312
5	14:45:51.315	N. DE VRIES	14:46:16.021	N. DE VRIES	24.706	26:14.974	9	16:17:27.229	G. AUBRY	16:18:20.613	G. AUBRY	53.384	6:04.696
6	14:49:48.734	N. DE VRIES	14:50:15.177	N. DE VRIES	26.443	26:41.417	50 Larbre Competition Ligier JSP217 - Gibson LMP2						
7	14:53:50.378	N. DE VRIES	14:54:51.498	N. DE VRIES	1:01.120	27:42.537	1	13:16:33.665	E. GUIBBERT	13:17:07.456	E. GUIBBERT	33.791	33.791
8	15:02:52.934	N. DE VRIES	15:03:36.146	N. DE VRIES	43.212	28:25.749	2	13:58:07.546	E. GUIBBERT	13:59:40.925	E. GUIBBERT	1:33.379	2:07.170
9	15:48:21.884	N. DE VRIES	15:49:16.769	F. VAN EERD	54.885	29:20.634	3	14:20:55.728	E. GUIBBERT	14:22:09.347	E. CREED	1:13.619	3:20.789
10	16:35:44.433	F. VAN EERD	16:36:36.780	F. VAN EERD	52.347	30:12.981	4	14:39:03.113	E. CREED	15:29:49.332	E. CREED	50:46.219	54:07.008
11	16:53:28.365	F. VAN EERD	16:53:51.970	F. VAN EERD	23.605	30:36.586	5	16:04:14.401	E. CREED	16:05:08.373	E. CREED	53.972	55:00.980
31 DragonSpeed Oreca 07 - Gibson LMP2							6	16:32:14.722	E. CREED	16:33:27.584	R. RICCI	1:12.862	56:13.842
1	13:16:08.700	A. DAVIDSON	13:16:40.165	A. DAVIDSON	31.465	31.465	51 AF Corse Ferrari 488 GTE EVO LMGTE Pro						
2	14:01:07.494	A. DAVIDSON	14:02:00.522	A. DAVIDSON	53.028	1:24.493	1	13:16:30.986	A. PIER GUIDI	13:17:06.035	A. PIER GUIDI	35.049	35.049
3	14:09:36.631	A. DAVIDSON	14:10:42.737	P. MALDONADO	1:06.106	2:30.599	2	13:45:01.877	A. PIER GUIDI	13:45:56.635	J. CALADO	54.758	1:29.807
4	14:42:22.152	P. MALDONADO	14:42:55.712	P. MALDONADO	33.560	3:04.159	3	14:42:08.585	J. CALADO	14:42:38.786	J. CALADO	30.201	2:00.008
5	14:46:19.407	P. MALDONADO	14:46:58.205	P. MALDONADO	38.798	3:42.957	4	14:46:06.520	J. CALADO	14:46:40.018	J. CALADO	33.498	2:33.506
6	14:50:18.761	P. MALDONADO	14:50:42.602	P. MALDONADO	23.841	4:06.798	5	14:50:00.490	J. CALADO	14:50:27.316	J. CALADO	26.826	3:00.332
7	14:54:14.989	P. MALDONADO	14:55:35.980	P. MALDONADO	1:20.991	5:27.789	6	14:54:03.491	J. CALADO	14:54:59.556	J. CALADO	56.065	3:56.397
8	15:47:39.245	P. MALDONADO	15:48:38.751	R. GONZALEZ	59.506	6:27.295	7	16:14:04.439	J. CALADO	16:14:58.503	J. CALADO	54.064	4:50.461
9	16:29:22.714	R. GONZALEZ	16:30:13.455	R. GONZALEZ	50.741	7:18.036	54 Spirit of Race Ferrari F488 GTE LMGTE Am						
36 Signatech Alpine Matmut Alpine A470 - Gibson LMP2							1	13:16:43.497	F. CASTELLACCI	13:17:18.734	F. CASTELLACCI	35.237	35.237
1	13:16:15.317	N. LAPIERRE	13:16:46.253	N. LAPIERRE	30.936	30.936	2	13:47:58.738	F. CASTELLACCI	13:49:10.324	T. FLOHR	1:11.586	1:46.823
2	13:42:07.804	N. LAPIERRE	13:43:09.259	N. LAPIERRE	1:01.455	1:32.391	3	14:41:56.647	T. FLOHR	14:42:23.067	T. FLOHR	26.420	2:13.243
3	14:22:52.797	N. LAPIERRE	14:23:43.864	A. NEGRÃO	51.067	2:23.458	4	14:45:56.220	T. FLOHR	14:46:23.439	T. FLOHR	27.219	2:40.462
4	14:42:16.212	A. NEGRÃO	14:42:48.629	A. NEGRÃO	32.417	2:55.875	5	14:49:25.697	T. FLOHR	14:49:48.955	T. FLOHR	23.258	3:03.720
5	14:46:13.050	A. NEGRÃO	14:46:50.986	A. NEGRÃO	37.936	3:33.811	6	14:52:18.663	T. FLOHR	14:52:41.929	T. FLOHR	23.266	3:26.986
6	14:50:10.016	A. NEGRÃO	14:50:33.733	A. NEGRÃO	23.717	3:57.528	7	14:55:08.530	T. FLOHR	14:55:31.794	T. FLOHR	23.264	3:50.250
7	14:54:09.291	A. NEGRÃO	14:55:15.094	P. THIRIET	1:05.803	5:03.331	8	15:10:21.621	T. FLOHR	15:11:29.915	G. FISICHELLA	1:08.294	4:58.544
8	15:51:18.640	P. THIRIET	15:52:15.751	A. NEGRÃO	57.111	6:00.442	9	16:23:17.633	G. FISICHELLA	16:24:11.518	G. FISICHELLA	53.885	5:52.429
9	16:25:42.541	A. NEGRÃO	16:26:41.502	P. THIRIET	58.961	6:59.403	56 Team Project 1 Porsche 911 RSR LMGTE Am						
37 Jackie Chan DC Racing Oreca 07 - Gibson LMP2							1	13:16:45.630	E. PERFETTI	13:17:20.696	E. PERFETTI	35.066	35.066
1	13:16:10.695	J. JAAFAR	13:16:41.636	J. JAAFAR	30.941	30.941	2	13:47:59.921	E. PERFETTI	13:49:03.638	P. LINDSEY	1:03.717	1:38.783
2	13:50:34.529	J. JAAFAR	13:51:30.474	W. TAN	55.945	1:26.886	3	14:42:42.300	P. LINDSEY	14:43:06.524	P. LINDSEY	24.224	2:03.007
3	14:42:05.335	W. TAN	14:42:35.193	W. TAN	29.858	1:56.744	4	14:46:27.915	P. LINDSEY	14:47:10.359	P. LINDSEY	42.444	2:45.451
4	14:46:03.455	W. TAN	14:46:35.668	W. TAN	32.213	2:28.957	5	14:50:27.431	P. LINDSEY	14:50:53.752	P. LINDSEY	26.321	3:11.772
5	14:49:57.211	W. TAN	14:50:24.983	W. TAN	27.772	2:56.729	6	14:54:21.202	P. LINDSEY	14:55:25.753	P. LINDSEY	1:04.551	4:16.323
6	14:54:00.066	W. TAN	14:55:06.791	J. JAAFAR	1:06.725	4:03.454	7	16:06:02.881	P. LINDSEY	16:07:12.178	J. BERGMEISTER	1:09.297	5:25.620
7	15:49:56.977	J. JAAFAR	15:50:54.896	N. JEFFRI	57.919	5:01.373	61 Clearwater Racing Ferrari F488 GTE LMGTE Am						
8	16:47:08.579	N. JEFFRI	16:47:55.231	N. JEFFRI	46.652	5:48.025	1	13:16:48.677	W. MOK	13:17:24.453	W. MOK	35.776	35.776
38 Jackie Chan DC Racing Oreca 07 - Gibson LMP2							2	13:48:02.757	W. MOK	13:49:18.848	M. GRIFFIN	1:16.091	1:51.867
1	13:16:16.897	S. RICHELMI	13:16:48.162	S. RICHELMI	31.265	31.265	3	14:42:13.317	M. GRIFFIN	14:42:43.938	M. GRIFFIN	30.621	2:22.488
2	13:39:19.393	S. RICHELMI	13:40:13.059	S. RICHELMI	53.666	1:24.931	4	14:46:09.175	M. GRIFFIN	14:46:44.310	M. GRIFFIN	35.135	2:57.623
3	14:29:06.720	S. RICHELMI	14:30:04.260	H. TUNG	57.540	2:22.471	5	14:50:04.784	M. GRIFFIN	14:50:29.722	M. GRIFFIN	24.938	3:22.561
4	14:42:06.973	H. TUNG	14:42:37.070	H. TUNG	30.097	2:52.568							
5	14:46:05.345	H. TUNG	14:46:37.566	H. TUNG	32.221	3:24.789							



FIA WEC
6 Hours of Shanghai
Race

Pit Stop Analysis

Nr.	In Time	In Driver	Out Time	Out Driver	Pit Time	T. Pit Time	Nr.	In Time	In Driver	Out Time	Out Driver	Pit Time	T. Pit Time
6	14:54:05.160	M. GRIFFIN	14:54:28.837	M. GRIFFIN	23.677	3:46.238	4	14:46:21.045	S. BIRD	14:46:59.389	S. BIRD	38.344	2:50.723
7	15:14:42.113	M. GRIFFIN	15:15:53.851	K. SAWA	1:11.738	4:57.976	5	14:50:20.049	S. BIRD	14:50:43.387	S. BIRD	23.338	3:14.061
8	16:28:30.311	K. SAWA	16:29:16.138	K. SAWA	45.827	5:43.803	6	14:54:15.786	S. BIRD	14:55:11.834	D. RIGON	56.048	4:10.109
64	Corvette Racing Chevrolet Corvette C7R LMGTE Pro						77	Dempsey - Proton Racing Porsche 911 RSR LMGTE Am					
1	13:16:40.787	T. MILNER	13:17:16.431	T. MILNER	35.644	35.644	1	13:16:03.639	C. RIED	13:16:30.315	C. RIED	26.676	26.676
2	13:22:46.315	T. MILNER	13:23:34.660	T. MILNER	48.345	1:23.989	2	13:47:42.056	C. RIED	13:48:46.401	J. ANDLAUER	1:04.345	1:31.021
3	14:18:29.482	T. MILNER	14:19:25.754	O. GAVIN	56.272	2:20.261	3	14:41:46.025	J. ANDLAUER	14:42:12.076	J. ANDLAUER	26.051	1:57.072
4	14:41:42.396	O. GAVIN	14:42:08.127	O. GAVIN	25.731	2:45.992	4	14:45:45.984	J. ANDLAUER	14:46:10.937	J. ANDLAUER	24.953	2:22.025
5	14:45:41.808	O. GAVIN	14:46:07.191	O. GAVIN	25.383	3:11.375	5	14:49:19.852	J. ANDLAUER	14:49:43.457	J. ANDLAUER	23.605	2:45.630
6	14:49:15.970	O. GAVIN	14:49:39.181	O. GAVIN	23.211	3:34.586	6	14:52:09.296	J. ANDLAUER	14:52:32.886	J. ANDLAUER	23.590	3:09.220
7	14:51:58.976	O. GAVIN	14:52:22.225	O. GAVIN	23.249	3:57.835	7	14:54:56.466	J. ANDLAUER	14:56:14.192	J. ANDLAUER	1:17.726	4:26.946
8	14:54:41.124	O. GAVIN	14:55:38.982	O. GAVIN	57.858	4:55.693	8	16:08:09.196	J. ANDLAUER	16:09:25.789	M. CAMPBELL	1:16.593	5:43.539
9	16:07:32.497	O. GAVIN	16:08:38.993	O. GAVIN	1:06.496	6:02.189	81	BMW Team MTEK BMW M8 GTE LMGTE Pro					
66	Ford Chip Ganassi Team UK Ford GT LMGTE Pro						1	13:16:25.516	M. TOMCZYK	13:16:57.674	M. TOMCZYK	32.158	32.158
1	13:16:29.956	O. PLA	13:17:04.775	O. PLA	34.819	34.819	2	14:09:12.819	M. TOMCZYK	14:10:19.266	N. CATSBURG	1:06.447	1:38.605
2	13:45:01.261	O. PLA	13:45:56.255	O. PLA	54.994	1:29.813	3	14:41:48.511	N. CATSBURG	14:42:14.695	N. CATSBURG	26.184	2:04.789
3	14:18:23.379	O. PLA	14:19:15.797	S. MÜCKE	52.418	2:22.231	4	14:45:48.603	N. CATSBURG	14:46:12.882	N. CATSBURG	24.279	2:29.068
4	14:42:38.476	S. MÜCKE	14:43:03.299	S. MÜCKE	24.823	2:47.054	5	14:49:21.530	N. CATSBURG	14:49:44.557	N. CATSBURG	23.027	2:52.095
5	14:46:26.162	S. MÜCKE	14:47:06.119	S. MÜCKE	39.957	3:27.011	6	14:52:11.608	N. CATSBURG	14:52:34.625	N. CATSBURG	23.017	3:15.112
6	14:50:25.768	S. MÜCKE	14:50:49.923	S. MÜCKE	24.155	3:51.166	7	14:54:59.723	N. CATSBURG	14:56:03.903	N. CATSBURG	1:04.180	4:19.292
7	14:54:20.221	S. MÜCKE	14:54:44.377	S. MÜCKE	24.156	4:15.322	8	16:07:17.082	N. CATSBURG	16:08:22.799	M. TOMCZYK	1:05.717	5:25.009
8	15:16:47.414	S. MÜCKE	15:17:39.300	S. MÜCKE	51.886	5:07.208	82	BMW Team MTEK BMW M8 GTE LMGTE Pro					
9	16:12:22.009	S. MÜCKE	16:13:12.691	S. MÜCKE	50.682	5:57.890	1	13:16:26.852	A. DA COSTA	13:17:00.504	A. DA COSTA	33.652	33.652
67	Ford Chip Ganassi Team UK Ford GT LMGTE Pro						2	13:39:25.979	A. DA COSTA	13:40:19.165	A. DA COSTA	53.186	1:26.838
1	13:16:28.296	A. PRIAULX	13:17:01.737	A. PRIAULX	33.441	33.441	3	13:45:24.820	A. DA COSTA	13:46:11.150	A. DA COSTA	46.330	2:13.168
2	14:07:32.841	A. PRIAULX	14:08:35.574	H. TINCKNELL	1:02.733	1:36.174	4	14:42:11.307	A. DA COSTA	14:42:41.982	A. DA COSTA	30.675	2:43.843
3	14:41:54.687	H. TINCKNELL	14:42:21.181	H. TINCKNELL	26.494	2:02.668	5	14:46:07.658	A. DA COSTA	14:46:41.927	A. DA COSTA	34.269	3:18.112
4	14:45:54.182	H. TINCKNELL	14:46:21.686	H. TINCKNELL	27.504	2:30.172	6	14:50:02.942	A. DA COSTA	14:51:03.789	T. BLOMQVIST	1:00.847	4:18.959
5	14:49:22.677	H. TINCKNELL	14:49:45.879	H. TINCKNELL	23.202	2:53.374	7	14:54:26.164	T. BLOMQVIST	14:54:49.285	T. BLOMQVIST	23.121	4:42.080
6	14:55:09.792	H. TINCKNELL	14:55:59.807	H. TINCKNELL	50.015	3:43.389	8	16:07:07.471	T. BLOMQVIST	16:08:03.658	T. BLOMQVIST	56.187	5:38.267
7	16:09:37.855	H. TINCKNELL	16:10:34.885	H. TINCKNELL	57.030	4:40.419	9	16:21:47.022	T. BLOMQVIST	16:22:46.219	T. BLOMQVIST	59.197	6:37.464
70	MR Racing Ferrari F488 GTE LMGTE Am						86	Gulf Racing Porsche 911 RSR LMGTE Am					
1	13:16:53.316	M. ISHIKAWA	13:17:27.878	M. ISHIKAWA	34.562	34.562	1	13:17:25.896	M. WAINWRIGHT	13:33:06.131	B. BARKER	15:40.235	15:40.235
2	13:53:31.551	M. ISHIKAWA	13:54:54.324	E. CHEEVER	1:22.773	1:57.335	2	14:14:35.753	B. BARKER	14:15:36.911	T. PREINING	1:01.158	16:41.393
3	14:42:35.369	E. CHEEVER	14:43:01.465	E. CHEEVER	26.096	2:23.431	3	14:42:04.156	T. PREINING	14:42:33.107	T. PREINING	28.951	17:10.344
4	14:46:24.133	E. CHEEVER	14:47:04.069	E. CHEEVER	39.936	3:03.367	4	14:46:02.070	T. PREINING	14:46:33.328	T. PREINING	31.258	17:41.602
5	14:50:23.588	E. CHEEVER	14:50:47.122	E. CHEEVER	23.534	3:26.901	5	14:49:26.757	T. PREINING	14:49:50.354	T. PREINING	23.597	18:05.199
6	14:54:17.430	E. CHEEVER	14:55:30.199	O. BERETTA	1:12.769	4:39.670	6	14:52:19.346	T. PREINING	14:52:42.951	T. PREINING	23.605	18:28.804
7	16:03:51.371	O. BERETTA	16:05:04.615	E. CHEEVER	1:13.244	5:52.914	7	14:55:10.286	T. PREINING	14:55:33.882	T. PREINING	23.596	18:52.400
71	AF Corse Ferrari 488 GTE EVO LMGTE Pro						8	14:58:04.006	T. PREINING	14:58:59.811	T. PREINING	55.805	19:48.205
1	13:16:28.852	S. BIRD	13:17:03.113	S. BIRD	34.261	34.261	9	16:09:20.181	T. PREINING	16:10:38.272	M. WAINWRIGHT	1:18.091	21:06.296
2	14:11:23.012	S. BIRD	14:12:27.571	S. BIRD	1:04.559	1:38.820	88	Dempsey - Proton Racing Porsche 911 RSR LMGTE Am					
3	14:42:23.869	S. BIRD	14:42:57.428	S. BIRD	33.559	2:12.379							



FIA WEC
6 Hours of Shanghai
Race

Pit Stop Analysis

Nr.	In Time	In Driver	Out Time	Out Driver	Pit Time	T. Pit Time	Nr.	In Time	In Driver	Out Time	Out Driver	Pit Time	T. Pit Time
1	13:16:46.738	K. AL QUBAISI	13:17:21.901	K. AL QUBAISI	35.163	35.163	4	14:46:14.948	A. LYNN	14:46:52.700	A. LYNN	37.752	2:45.973
2	13:50:49.150	K. AL QUBAISI	13:51:52.690	R. PERA	1:03.540	1:38.703	5	14:50:12.026	A. LYNN	14:50:36.849	A. LYNN	24.823	3:10.796
3	14:42:20.130	R. PERA	14:42:54.164	R. PERA	34.034	2:12.737	6	14:54:10.762	A. LYNN	14:54:35.426	A. LYNN	24.664	3:35.460
4	14:46:18.011	R. PERA	14:46:56.650	R. PERA	38.639	2:51.376	7	15:50:30.569	A. LYNN	15:51:36.458	M. MARTIN	1:05.889	4:41.349
5	14:50:17.029	R. PERA	14:50:40.679	R. PERA	23.650	3:15.026	98 Aston Martin Racing Aston Martin Vantage LMGTE Am						
6	14:54:13.957	R. PERA	14:55:26.858	R. PERA	1:12.901	4:27.927	1	13:16:39.885	P. DALLA LANA	13:17:15.169	P. DALLA LANA	35.284	35.284
7	15:54:06.692	R. PERA	15:55:16.607	M. CAIROLI	1:09.915	5:37.842	2	13:50:48.128	P. DALLA LANA	13:51:51.289	M. LAUDA	1:03.161	1:38.445
90 TF Sport Aston Martin Vantage LMGTE Am							3	14:41:43.125	M. LAUDA	14:42:09.038	M. LAUDA	25.913	2:04.358
1	13:16:49.943	S. YOLUC	13:17:26.332	S. YOLUC	36.389	36.389	4	14:45:42.653	M. LAUDA	14:46:08.414	M. LAUDA	25.761	2:30.119
2	13:48:05.660	S. YOLUC	13:49:22.632	C. EASTWOOD	1:16.972	1:53.361	5	14:49:19.294	M. LAUDA	14:49:42.579	M. LAUDA	23.285	2:53.404
3	14:42:56.500	C. EASTWOOD	14:43:19.897	C. EASTWOOD	23.397	2:16.758	6	14:52:08.775	M. LAUDA	14:52:32.059	M. LAUDA	23.284	3:16.688
4	14:46:33.012	C. EASTWOOD	14:47:17.173	C. EASTWOOD	44.161	3:00.919	7	14:54:56.003	M. LAUDA	14:55:55.697	M. LAUDA	59.694	4:16.382
5	14:50:32.425	C. EASTWOOD	14:50:57.287	C. EASTWOOD	24.862	3:25.781	8	15:52:08.028	M. LAUDA	15:53:11.203	P. LAMY	1:03.175	5:19.557
6	14:54:23.602	C. EASTWOOD	14:55:38.011	C. EASTWOOD	1:14.409	4:40.190	91 Porsche GT Team Porsche 911 RSR LMGTE Pro						
7	15:49:45.779	C. EASTWOOD	15:51:47.638	J. ADAM	2:01.859	6:42.049	1	13:16:38.458	G. BRUNI	13:17:13.385	G. BRUNI	34.927	34.927
91 Porsche GT Team Porsche 911 RSR LMGTE Pro							2	13:45:09.028	G. BRUNI	13:46:06.069	R. LIETZ	57.041	1:31.968
1	13:16:38.458	G. BRUNI	13:17:13.385	G. BRUNI	34.927	34.927	3	14:42:02.729	R. LIETZ	14:42:30.221	R. LIETZ	27.492	1:59.460
2	13:45:09.028	G. BRUNI	13:46:06.069	R. LIETZ	57.041	1:31.968	4	14:46:00.896	R. LIETZ	14:46:31.810	R. LIETZ	30.914	2:30.374
3	14:42:02.729	R. LIETZ	14:42:30.221	R. LIETZ	27.492	1:59.460	5	14:49:56.105	R. LIETZ	14:50:23.420	R. LIETZ	27.315	2:57.689
4	14:46:00.896	R. LIETZ	14:46:31.810	R. LIETZ	30.914	2:30.374	6	14:53:58.458	R. LIETZ	14:55:00.597	R. LIETZ	1:02.139	3:59.828
5	14:49:56.105	R. LIETZ	14:50:23.420	R. LIETZ	27.315	2:57.689	7	16:11:08.358	R. LIETZ	16:12:01.836	R. LIETZ	53.478	4:53.306
6	14:53:58.458	R. LIETZ	14:55:00.597	R. LIETZ	1:02.139	3:59.828	92 Porsche GT Team Porsche 911 RSR LMGTE Pro						
7	16:11:08.358	R. LIETZ	16:12:01.836	R. LIETZ	53.478	4:53.306	1	13:16:19.879	K. ESTRE	13:16:51.329	K. ESTRE	31.450	31.450
92 Porsche GT Team Porsche 911 RSR LMGTE Pro							2	14:15:47.831	K. ESTRE	14:16:52.051	M. CHRISTENSEN	1:04.220	1:35.670
1	13:16:19.879	K. ESTRE	13:16:51.329	K. ESTRE	31.450	31.450	3	14:42:45.860	M. CHRISTENSEN	14:43:09.399	M. CHRISTENSEN	23.539	1:59.209
2	14:15:47.831	K. ESTRE	14:16:52.051	M. CHRISTENSEN	1:04.220	1:35.670	4	14:46:30.365	M. CHRISTENSEN	14:47:12.487	M. CHRISTENSEN	42.122	2:41.331
3	14:42:45.860	M. CHRISTENSEN	14:43:09.399	M. CHRISTENSEN	23.539	1:59.209	5	14:50:29.366	M. CHRISTENSEN	14:50:55.313	M. CHRISTENSEN	25.947	3:07.278
4	14:46:30.365	M. CHRISTENSEN	14:47:12.487	M. CHRISTENSEN	42.122	2:41.331	6	14:54:21.942	M. CHRISTENSEN	14:55:10.459	M. CHRISTENSEN	48.517	3:55.795
5	14:50:29.366	M. CHRISTENSEN	14:50:55.313	M. CHRISTENSEN	25.947	3:07.278	7	16:09:00.846	M. CHRISTENSEN	16:09:55.488	M. CHRISTENSEN	54.642	4:50.437
6	14:54:21.942	M. CHRISTENSEN	14:55:10.459	M. CHRISTENSEN	48.517	3:55.795	95 Aston Martin Racing Aston Martin Vantage AMR LMGTE Pro						
7	16:09:00.846	M. CHRISTENSEN	16:09:55.488	M. CHRISTENSEN	54.642	4:50.437	1	13:16:24.406	M. SØRENSEN	13:16:55.796	M. SØRENSEN	31.390	31.390
95 Aston Martin Racing Aston Martin Vantage AMR LMGTE Pro							2	13:42:11.459	M. SØRENSEN	13:43:07.749	N. THIIIM	56.290	1:27.680
1	13:16:24.406	M. SØRENSEN	13:16:55.796	M. SØRENSEN	31.390	31.390	3	14:42:00.534	N. THIIIM	14:42:28.687	N. THIIIM	28.153	1:55.833
2	13:42:11.459	M. SØRENSEN	13:43:07.749	N. THIIIM	56.290	1:27.680	4	14:45:59.275	N. THIIIM	14:46:29.378	N. THIIIM	30.103	2:25.936
3	14:42:00.534	N. THIIIM	14:42:28.687	N. THIIIM	28.153	1:55.833	5	14:49:54.056	N. THIIIM	14:50:21.966	N. THIIIM	27.910	2:53.846
4	14:45:59.275	N. THIIIM	14:46:29.378	N. THIIIM	30.103	2:25.936	6	14:53:56.718	N. THIIIM	14:54:55.178	N. THIIIM	58.460	3:52.306
5	14:49:54.056	N. THIIIM	14:50:21.966	N. THIIIM	27.910	2:53.846	7	16:13:04.844	N. THIIIM	16:13:59.444	M. SØRENSEN	54.600	4:46.906
6	14:53:56.718	N. THIIIM	14:54:55.178	N. THIIIM	58.460	3:52.306	97 Aston Martin Racing Aston Martin Vantage AMR LMGTE Pro						
7	16:13:04.844	N. THIIIM	16:13:59.444	M. SØRENSEN	54.600	4:46.906	1	13:16:21.501	M. MARTIN	13:16:52.832	M. MARTIN	31.331	31.331
97 Aston Martin Racing Aston Martin Vantage AMR LMGTE Pro							2	14:20:22.621	M. MARTIN	14:21:26.961	A. LYNN	1:04.340	1:35.671
1	13:16:21.501	M. MARTIN	13:16:52.832	M. MARTIN	31.331	31.331	3	14:42:17.593	A. LYNN	14:42:50.143	A. LYNN	32.550	2:08.221
2	14:20:22.621	M. MARTIN	14:21:26.961	A. LYNN	1:04.340	1:35.671							
3	14:42:17.593	A. LYNN	14:42:50.143	A. LYNN	32.550	2:08.221							