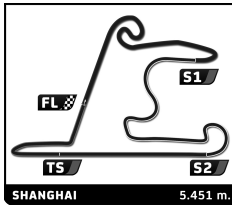


Porsche Carrera Cup Asia
6 Hours of Shanghai
Free Practice 1

Analysis

Personal Best Session Best B Crossing the finish line in pit lane

Lap	Time	Sector 1	Sector 2	Sector 3	Kph	Elapsed	Lap	Time	Sector 1	Sector 2	Sector 3	Kph	Elapsed
1	Chris VAN DER DRIFT					NZL	7	2:32.671	51.874	58.292	42.505	128.5	22:03.123
	Kamlung Racing						8	2:56.782 B	51.923	58.934	1:05.925	111.0	24:59.905
1	12:10.564	...	57.083	41.998	25.9	12:10.564	9	10:04.760	8:18.602	1:03.149	43.009	32.4	35:04.665
2	2:23.131	48.101	54.450	40.580	137.1	14:33.695	10	2:31.599	51.386	57.488	42.725	129.4	37:36.264
3	2:23.409	48.267	54.278	40.864	136.8	16:57.104	11	2:35.307	51.259	56.853	47.195	126.4	40:11.571
4	2:24.047	48.127	55.433	40.487	136.2	19:21.151	12	2:33.683	52.325	57.967	43.391	127.7	42:45.254
5	2:23.182	47.952	54.392	40.838	137.1	21:44.333	13	2:41.487	51.902	59.233	50.352	121.5	45:26.741
6	2:42.384 B	50.093	56.140	56.151	120.8	24:26.717							
7	6:58.169	5:23.703	54.090	40.376	46.9	31:24.886	9	Chao LI					CHN
8	2:22.088	47.743	54.244	40.081	138.1	33:46.974		Porsche Beijing Central & Goldenport					
9	2:22.802	47.920	54.116	40.766	137.4	36:09.776	1	12:15.111	...	57.096	44.501	25.8	12:15.111
10	2:23.582	47.797	54.664	41.121	136.7	38:33.358	2	2:28.183	51.165	55.636	41.382	132.4	14:43.294
11	2:32.831 B	49.021	56.131	47.679	128.4	41:06.189	3	2:25.231	49.022	54.975	41.234	135.1	17:08.525
2	Kenneth LAU					HKG	4	2:43.995 B	52.627	59.192	52.176	119.7	19:52.520
	Prince Racing						5	11:08.248	9:22.614	59.958	45.676	29.4	31:00.768
1	3:24.938	1:26.441	1:06.797	51.700	92.4	3:24.938	6	2:24.147	48.557	54.328	41.262	136.1	33:24.915
2	2:49.363	56.232	1:05.940	47.191	115.9	6:14.301	7	2:24.006	48.070	54.412	41.524	136.3	35:48.921
3	2:50.081	57.884	1:03.498	48.699	115.4	9:04.382	8	2:28.352	52.604	54.949	40.799	132.3	38:17.273
4	2:41.667	58.120	1:00.599	42.948	121.4	11:46.049	9	2:41.498 B	52.126	58.432	50.940	121.5	40:58.771
5	2:35.004	52.703	59.080	43.221	126.6	14:21.053							
6	2:34.242	53.498	57.653	43.091	127.2	16:55.295	11	Jeffrey CHIANG					TPE
7	2:33.593	53.552	57.767	42.274	127.8	19:28.888		Earl Bamber Motorsport					
8	2:39.929	57.809	59.503	42.617	122.7	22:08.817	1	4:06.232	2:17.780	1:03.033	45.419	76.9	4:06.232
9	11:22.177 B	4:59.574			28.8	33:30.994	2	3:42.771 B	51.463	54.813	1:56.495	88.1	7:49.003
10	3:23.892	1:33.032	1:01.654	49.206	96.2	36:54.886							
11	2:31.544	51.778	57.713	42.053	129.5	39:26.430	12	Will BAMBER					NZL
12	2:30.023	51.007	56.703	42.313	130.8	41:56.453		Earl Bamber Motorsport					
13	3:11.666 B	1:08.170	1:02.125	1:01.371	102.4	45:08.119	1	33:34.895	...	1:00.977	43.894	9.4	33:34.895
7	Jiaqi LI					CHN	2	2:37.160	52.790	56.334	48.036	124.9	36:12.055
	LI Jiaqi						3	2:21.403	47.561	53.085	40.757	138.8	38:33.458
1	6:19.614	4:37.238	58.045	44.331	49.9	6:19.614	4	2:28.803 B	47.104	53.434	48.265	131.9	41:02.261
2	2:34.985	53.022	58.690	43.273	126.6	8:54.599							
3	2:30.515	52.620	55.745	42.150	130.4	11:25.114	15	Tanart SATHIENTHIRAKUL					THA
4	2:27.332	49.891	55.873	41.568	133.2	13:52.446		Est Cola PTT					
5	2:26.263	49.492	55.961	40.810	134.2	16:18.709	1	18:39.884	...	58.442	46.562	16.9	18:39.884
6	2:26.766	49.454	55.545	41.767	133.7	18:45.475	2	2:24.325	48.843	54.226	41.256	136.0	21:04.209
7	2:28.213	50.815	55.741	41.657	132.4	21:13.688	3	2:35.642 B	48.142	53.024	54.476	126.1	23:39.851
8	2:57.734 B	49.520	1:13.601	54.613	110.4	24:11.422	4	11:57.009	...	53.914	40.373	27.4	35:36.860
9	7:23.661	5:42.154	56.546	44.961	44.2	31:35.083	5	2:21.291	47.688	53.341	40.262	138.9	37:58.151
10	2:28.166	50.557	56.262	41.347	132.4	34:03.249	6	2:21.412	47.693	53.544	40.175	138.8	40:19.563
11	2:28.823	49.446	57.124	42.253	131.9	36:32.072	7	2:30.196 B	47.733	53.601	48.862	130.7	42:49.759
12	2:34.560	52.868	58.398	43.294	127.0	39:06.632							
13	2:27.527	49.380	55.689	42.458	133.0	41:34.159	16	Benny SIMONSEN					DNK
14	2:28.536	49.673	56.602	42.261	132.1	44:02.695		Modena Motorsports					
15	2:35.940	51.471	1:01.092	43.377	125.8	46:38.635	1	2:59.158	1:19.298	58.181	41.679	105.7	2:59.158
8	Sontaya KUNPLOME					THA	2	2:23.318	49.382	53.572	40.364	136.9	5:22.476
	Racing Spirit Thailand						3	2:22.584	47.847	53.890	40.847	137.6	7:45.060
1	4:25.146	2:29.670	1:04.763	50.713	71.4	4:25.146	4	2:22.329	47.795	53.079	41.455	137.9	10:07.389
2	2:36.404	54.960	57.347	44.097	125.5	7:01.550	5	2:34.258 B	49.825	54.056	50.377	127.2	12:41.647
3	2:48.923 B	52.089	55.838	1:00.996	116.2	9:50.473	6	4:27.526	2:52.548	53.975	41.003	73.4	17:09.173
4	4:33.721	2:54.090	57.040	42.591	71.7	14:24.194	7	2:25.379	49.109	55.309	40.961	135.0	19:34.552
5	2:34.348	52.510	56.427	45.411	127.1	16:58.542	8	2:24.106	48.928	54.438	40.740	136.2	21:58.658
6	2:31.910	51.999	57.128	42.783	129.2	19:30.452	9	2:53.154 B	47.837	58.353	1:06.964	113.3	24:51.812
17	Yui Sum FUNG					HKG							
	Arrows Racing						1	3:36.251	1:39.083	1:06.401	50.767	87.6	3:36.251



Porsche Carrera Cup Asia 6 Hours of Shanghai Free Practice 1

Analysis

■ Personal Best ■ Session Best B Crossing the finish line in pit lane

Lap	Time	Sector 1	Sector 2	Sector 3	Kph	Elapsed
2	2:45.402	56.022	1:00.985	48.395	118.6	6:21.653
3	2:45.254	54.706	1:01.624	48.924	118.7	9:06.907
4	2:55.050	57.878	1:05.922	51.250	112.1	12:01.957
5	2:37.722	55.144	59.483	43.095	124.4	14:39.679
6	2:34.647	52.682	59.699	42.266	126.9	17:14.326
7	2:32.341	51.094	57.686	43.561	128.8	19:46.667
8	2:31.561	51.546	56.989	43.026	129.5	22:18.228
9	3:07.194B	53.215	1:05.937	1:08.042	104.8	25:25.422
10	6:42.204	4:59.342	1:00.215	42.647	48.8	32:07.626
11	2:33.656	52.502	58.063	43.091	127.7	34:41.282
12	2:31.550	51.743	57.885	41.922	129.5	37:12.832
13	2:30.304	51.305	56.999	42.000	130.6	39:43.136
14	2:29.886	51.335	56.639	41.912	130.9	42:13.022
15	2:33.352	52.265	58.067	43.020	128.0	44:46.374

18 Marcel TJIA HKG

OpenRoad Racing

1	3:14.751	1:21.026	1:01.565	52.160	97.2	3:14.751
2	2:57.820	1:01.755	1:07.119	48.946	110.4	6:12.571
3	2:49.817	57.555	1:04.669	47.593	115.6	9:02.388
4	3:17.832B	1:18.249	59.754	59.829	99.2	12:20.220
5	5:34.958	3:50.927	1:00.060	43.971	58.6	17:55.178
6	2:37.517	55.464	58.305	43.748	124.6	20:32.695
7	2:53.749B	55.511	58.705	59.533	112.9	23:26.444
8	8:51.901	7:07.792	1:00.541	43.568	36.9	32:18.345
9	2:34.223	54.165	57.470	42.588	127.2	34:52.568
10	2:32.384	52.831	56.982	42.571	128.8	37:24.952
11	2:32.460	53.260	56.904	42.296	128.7	39:57.412
12	2:31.523	51.989	57.241	42.293	129.5	42:28.935
13	2:30.995	51.910	57.075	42.010	130.0	44:59.930
14	2:32.940	52.578	57.241	43.121	128.3	47:32.870

21 Francis TJIA HKG

OpenRoad Racing

1	7:48.750	5:53.445	1:04.074	51.231	40.4	7:48.750
2	2:29.950	49.993	55.762	44.195	130.9	10:18.700
3	2:28.796	49.228	55.194	44.374	131.9	12:47.496
4	2:23.922	48.743	54.597	40.582	136.3	15:11.418
5	2:23.856	48.766	54.511	40.579	136.4	17:35.274
6	2:24.256	48.923	54.658	40.675	136.0	19:59.530
7	2:22.673	48.269	53.979	40.425	137.5	22:22.203
8	3:17.882B	56.809	1:11.033	1:10.040	99.2	25:40.085

22 Yuk Lung SIU HKG

LKM Racing

1	3:40.121	1:41.719	1:06.620	51.782	86.0	3:40.121
2	2:48.297	56.681	1:04.513	47.103	116.6	6:28.418
3	2:44.003	58.595	59.515	45.893	119.7	9:12.421
4	2:45.282	55.224	1:03.502	46.556	118.7	11:57.703
5	2:35.208	52.264	59.337	43.607	126.4	14:32.911
6	2:39.066	53.734	57.993	47.339	123.4	17:11.977
7	2:33.553	52.107	57.655	43.791	127.8	19:45.530
8	2:31.758	51.458	57.154	43.146	129.3	22:17.288
9	2:52.624B	52.182	57.893	1:02.549	113.7	25:09.912
10	6:50.690	5:03.112	1:01.749	45.829	47.8	32:00.602
11	2:30.717	51.488	56.710	42.519	130.2	34:31.319
12	2:33.880	53.608	57.662	42.610	127.5	37:05.199

13	2:32.749	50.921	58.815	43.013	128.5	39:37.948
14	2:33.492	53.860	57.397	42.235	127.8	42:11.440
15	2:32.401	51.049	57.657	43.695	128.8	44:43.841

27 Adrian Henry D'SILVA MYS

Earl Bamber Motorsport

1	4:51.389B	2:44.809	1:04.353	1:02.227	65.0	4:51.389
2	6:06.390	4:20.213	1:00.594	45.583	53.6	10:57.779
3	2:36.424	53.664	58.843	43.917	125.5	13:34.203
4	2:34.966	53.766	58.788	42.412	126.6	16:09.169
5	2:34.304	52.025	59.005	43.274	127.2	18:43.473
6	3:01.350B	56.248	58.886	1:06.216	108.2	21:44.823
7	9:59.835	8:14.867	1:00.294	44.674	32.7	31:44.658
8	2:31.676	52.331	56.929	42.416	129.4	34:16.334
9	2:32.105	52.478	57.380	42.247	129.0	36:48.439
10	2:31.785	52.471	56.445	42.869	129.3	39:20.224
11	2:28.342	50.723	55.850	41.769	132.3	41:48.566
12	2:29.104	50.351	56.345	42.408	131.6	44:17.670
13	2:37.997	50.721	1:04.247	43.029	124.2	46:55.667

28 John SHEN HKG

Modena Motorsports

1	3:03.548	1:20.176	59.278	44.094	103.2	3:03.548
2	2:28.666	50.424	55.861	42.381	132.0	5:32.214
3	2:24.746	49.060	54.333	41.353	135.6	7:56.960
4	2:28.193	52.141	54.705	41.347	132.4	10:25.153
5	2:24.179	48.723	54.596	40.860	136.1	12:49.332
6	2:24.288	48.409	55.046	40.833	136.0	15:13.620
7	2:36.177B	49.124	54.853	52.200	125.6	17:49.797
8	4:35.367	2:59.109	55.058	41.200	71.3	22:25.164
9	2:48.464B	49.334	55.567	1:03.563	116.5	25:13.628
10	6:44.770	5:07.541	55.174	42.055	48.5	31:58.398
11	2:25.695	49.240	55.204	41.251	134.7	34:24.093
12	2:24.937	49.273	54.652	41.012	135.4	36:49.030
13	2:39.886B	49.397	55.288	55.201	122.7	39:28.916

33 Antares AU HKG

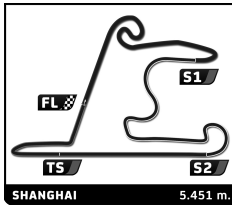
Modena Motorsports

1	9:13.786	7:02.143	1:03.275	1:08.368	34.2	9:13.786
2	2:47.345	58.669	1:02.423	46.253	117.3	12:01.131
3	2:57.941	1:14.854	59.962	43.125	110.3	14:59.072
4	3:35.340	50.576	2:01.223	43.541	91.1	18:34.412
5	2:32.004	50.788	57.287	43.929	129.1	21:06.416
6	2:51.350B	50.465	56.571	1:04.314	114.5	23:57.766
7	8:07.029	6:25.013	58.745	43.271	40.3	32:04.795
8	2:31.988	51.069	57.841	43.078	129.1	34:36.783
9	2:30.347	50.375	57.049	42.923	130.5	37:07.130
10	2:28.457	49.882	56.603	41.972	132.2	39:35.587
11	2:28.055	49.720	56.514	41.821	132.5	42:03.642
12	2:51.837	1:11.829	57.200	42.808	114.2	44:55.479

55 Jinlong BAO CHN

Zheng Tong Auto

1	4:08.588	2:29.651	56.282	42.655	76.2	4:08.588
2	2:26.255	49.447	54.987	41.821	134.2	6:34.843
3	2:28.118	49.612	54.594	43.912	132.5	9:02.961
4	2:25.481	49.761	54.588	41.132	134.9	11:28.442



Porsche Carrera Cup Asia 6 Hours of Shanghai Free Practice 1

Analysis

■ Personal Best ■ Session Best ■ Crossing the finish line in pit lane

Lap	Time	Sector 1	Sector 2	Sector 3	Kph	Elapsed
5	2:25.221	48.777	54.641	41.803	135.1	13:53.663
6	2:35.527 B	48.870	55.697	50.960	126.2	16:29.190
7	15:11.908	...	56.276	44.669	21.5	31:41.098
8	2:24.406	48.634	54.491	41.281	135.9	34:05.504
9	2:25.149	49.258	54.771	41.120	135.2	36:30.653
10	2:28.401	52.425	54.739	41.237	132.2	38:59.054
11	2:32.144 B	48.896	54.819	48.429	129.0	41:31.198

59 Daniel LU WENLONG CHN
Porsche China Junior Team

1	19:07.391	...	1:03.549	53.166	16.5	19:07.391
2	2:24.470	49.001	54.211	41.258	135.8	21:31.861
3	2:41.972 B	48.611	55.164	58.197	121.2	24:13.833
4	12:07.519 B	9:55.231	1:17.926	54.362	27.0	36:21.352
5	4:20.132	2:27.238	59.129	53.765	75.4	40:41.484
6	2:25.817	49.442	55.138	41.237	134.6	43:07.301
7	2:24.514	48.381	54.861	41.272	135.8	45:31.815

62 Ahmad F.ALAM IDN
Presido Jakarta Ban Racing

1	16:12.484	...	1:01.108	50.687	19.5	16:12.484
2	2:32.028	50.486	57.563	43.979	129.1	18:44.512
3	2:28.406	51.043	55.265	42.098	132.2	21:12.918
4	2:45.764 B	52.955	58.515	54.294	118.4	23:58.682
5	9:25.404	7:48.203	55.028	42.173	34.7	33:24.086
6	2:31.809	54.487	55.221	42.101	129.3	35:55.895
7	2:26.698	49.201	55.003	42.494	133.8	38:22.593
8	2:25.415	49.070	55.087	41.258	134.9	40:48.008
9	2:37.811	49.873	1:01.527	46.411	124.3	43:25.819
10	2:25.783	49.217	55.196	41.370	134.6	45:51.602

68 Hing Tak MAK HKG
Kamlung Racing

1	3:15.954	1:12.502	1:07.967	55.485	96.6	3:15.954
2	2:57.803	1:02.301	1:06.062	49.440	110.4	6:13.757
3	2:51.782	1:00.966	1:02.342	48.474	114.2	9:05.539
4	2:45.829	58.559	1:03.302	43.968	118.3	11:51.368
5	2:36.393	54.501	59.478	42.414	125.5	14:27.761
6	2:34.599	53.376	58.672	42.551	126.9	17:02.360
7	2:33.508	52.984	58.025	42.499	127.8	19:35.868
8	2:50.495 B	55.799	57.250	57.446	115.1	22:26.363
9	9:31.838	7:47.496	58.770	45.572	34.3	31:58.201
10	2:39.884	59.740	57.489	42.655	122.7	34:38.085
11	2:30.254	51.426	57.158	41.670	130.6	37:08.339
12	2:30.512	51.756	56.508	42.248	130.4	39:38.851
13	2:28.373	50.844	56.080	41.449	132.3	42:07.224
14	2:35.392	53.841	57.451	44.100	126.3	44:42.616

77 Yue CUI CHN
Team Jebesen

1	8:18.832 B	6:00.825	1:12.380	1:05.627	38.0	8:18.832
---	-------------------	----------	-----------------	----------	------	----------

78 Suttiluck BUNCHAROEN THA
True Visions Motorsports Thailand

1	2:55.299	1:13.446	59.060	42.793	108.0	2:55.299
2	2:25.121	48.716	55.265	41.140	135.2	5:20.420
3	2:31.159	52.667	56.945	41.547	129.8	7:51.579

4	2:25.459	48.719	54.859	41.881	134.9	10:17.038
5	2:25.252	49.020	55.132	41.100	135.1	12:42.290
6	3:01.703 B	53.658	1:05.442	1:02.603	108.0	15:43.993
7	6:08.962	4:26.942	1:00.083	41.937	53.2	21:52.955
8	2:56.793 B	48.594	1:02.423	1:05.776	111.0	24:49.748
9	6:38.018	5:01.795	54.713	41.510	49.3	31:27.766
10	2:26.859	50.168	55.264	41.427	133.6	33:54.625
11	2:25.410	48.748	55.142	41.520	135.0	36:20.035
12	2:25.495	49.300	54.961	41.234	134.9	38:45.530
13	2:31.077	51.919	57.657	41.501	129.9	41:16.607
14	2:25.056	48.906	54.977	41.173	135.3	43:41.663
15	2:25.515	49.349	55.232	40.934	134.9	46:07.178

86 Martin RAGGINGER AUT
Team Porsche Holding

1	40:53.917 B	...	1:14.319	1:15.924	7.7	40:53.917
---	--------------------	-----	-----------------	----------	-----	-----------

88 Bo YUAN CHN
Porsche Shanghai Waigaoqiao & Pudo

1	3:53.578	2:12.043	56.264	45.271	81.1	3:53.578
2	2:25.465	49.000	54.261	42.204	134.9	6:19.043
3	3:09.954	1:02.678	1:11.296	55.980	103.3	9:28.997
4	2:22.951	48.662	53.783	40.506	137.3	11:51.948
5	2:47.041 B	54.810	59.115	53.116	117.5	14:38.989
6	17:17.433	...	57.985	43.922	18.9	31:56.422
7	2:22.454	48.134	53.900	40.420	137.8	34:18.876
8	2:25.867	48.483	53.843	43.541	134.5	36:44.743
9	2:29.479	53.113	55.169	41.197	131.3	39:14.222
10	2:36.268 B	49.143	53.902	53.223	125.6	41:50.490

98 Eric KWONG HKG
KiddyWorld Racing

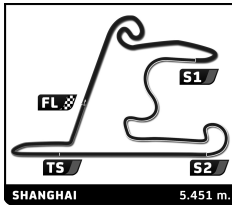
1	14:19.209	...	1:05.857	59.541	22.0	14:19.209
2	2:48.707	1:08.396	57.811	42.500	116.3	17:07.916
3	2:28.986	49.824	56.763	42.399	131.7	19:36.902
4	2:30.406	52.124	55.965	42.317	130.5	22:07.308
5	2:55.482 B	51.473	56.503	1:07.506	111.8	25:02.790
6	6:39.033	4:58.491	57.396	43.146	49.2	31:41.823
7	2:27.564	49.909	55.748	41.907	133.0	34:09.387
8	2:26.905	48.992	55.518	42.395	133.6	36:36.292
9	2:28.537	51.368	55.489	41.680	132.1	39:04.829
10	2:26.443	49.183	55.418	41.842	134.0	41:31.272
11	2:25.644	48.483	55.420	41.741	134.7	43:56.916
12	2:29.003	50.917	56.677	41.409	131.7	46:25.919

99 Philip HAMPRECHT DEU
Team StarChase

1	3:15.352	1:08.803	1:10.699	55.850	96.9	3:15.352
2	2:56.449	1:00.419	1:07.337	48.693	111.2	6:11.801
3	2:51.562	56.806	1:05.801	48.955	114.4	9:03.363
4	3:07.212 B	58.924	1:07.925	1:00.363	104.8	12:10.575
5	33:50.501	...	1:15.254	53.789	9.7	46:01.076

918 Sandra VAN DER SLOOT NLD
Absolute Racing

1	2:56.336	1:10.040	1:00.529	45.767	107.4	2:56.336
2	2:45.973 B	55.365	56.829	53.779	118.2	5:42.309



Porsche Carrera Cup Asia
6 Hours of Shanghai
Free Practice 1

Analysis

■ Personal Best ■ Session Best **B** Crossing the finish line in pit lane

Lap	Time	Sector 1	Sector 2	Sector 3	Kph	Elapsed	Lap	Time	Sector 1	Sector 2	Sector 3	Kph	Elapsed
3	4:53.783	3:13.507	56.866	43.410	66.8	10:36.092							
4	2:50.235	51.849	55.731	1:02.655	115.3	13:26.327							
5	2:31.013	52.234	55.656	43.123	129.9	15:57.340							
6	2:29.587	51.311	56.300	41.976	131.2	18:26.927							
7	2:28.021	50.904	54.989	42.128	132.6	20:54.948							
8	2:38.631 B	51.001	55.003	52.627	123.7	23:33.579							
9	8:09.619	6:29.848	56.793	42.978	40.1	31:43.198							
10	2:27.690	51.051	54.849	41.790	132.9	34:10.888							
11	2:26.862	50.263	54.776	41.823	133.6	36:37.750							
12	2:29.326	51.286	54.913	43.127	131.4	39:07.076							
13	2:27.543	50.453	54.947	42.143	133.0	41:34.619							
14	2:27.355	50.259	55.195	41.901	133.2	44:01.974							
15	2:26.799	49.719	55.103	41.977	133.7	46:28.773							