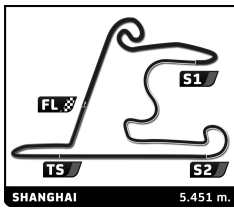


**Porsche Carrera Cup Asia**  
**6 Hours of Shanghai**  
Qualifying

Analysis

■ Personal Best ■ Session Best B Crossing the finish line in pit lane

Lap	Time	Sector 1	Sector 2	Sector 3	Kph	Elapsed	Lap	Time	Sector 1	Sector 2	Sector 3	Kph	Elapsed
<b>1</b>	<b>Chris VAN DER DRIFT</b>					NZL	<b>9</b>	<b>Chao LI</b>					CHN
	Kamlung Racing							Porsche Beijing Central & Goldenport					
1	2:50.092	1:04.499	1:02.172	43.421	111.3	2:50.092	1	2:59.022	1:13.087	59.516	46.419	105.8	2:59.022
2	2:15.596	47.263	50.087	38.246	144.7	5:05.688	2	2:19.281	47.390	51.121	40.770	140.9	5:18.303
3	2:10.279	44.226	47.909	38.144	150.6	7:15.967	3	2:11.895	<b>44.752</b>	49.093	38.050	148.8	7:30.198
4	2:13.707	45.586	50.555	37.566	146.8	9:29.674	4	2:12.926	45.314	49.165	38.447	147.6	9:43.124
5	2:09.588	43.786	48.131	37.671	151.4	11:39.262	5	2:12.116	45.266	49.005	37.845	148.5	11:55.240
6	2:16.813 <b>B</b>	43.506	48.416	44.891	143.4	13:56.075	6	2:36.089 <b>B</b>	47.012	54.684	54.393	125.7	14:31.329
7	7:45.912	6:07.818	56.303	41.791	42.1	21:41.987	7	7:19.105	5:42.285	55.321	41.499	44.7	21:50.434
8	2:13.905	46.212	49.217	38.476	146.5	23:55.892	8	2:20.144	46.057	53.996	40.091	140.0	24:10.578
9	<b>2:08.027</b>	43.382	<b>47.348</b>	37.297	153.3	26:03.919	9	2:12.100	44.844	48.861	38.395	148.6	26:22.678
10	2:08.208	<b>43.380</b>	47.630	37.198	153.1	28:12.127	10	<b>2:10.989</b>	44.795	<b>48.473</b>	<b>37.721</b>	149.8	28:33.667
11	2:08.448	43.550	47.800	<b>37.098</b>	152.8	30:20.575	11	2:22.650	49.903	51.901	40.846	137.6	30:56.317
<b>2</b>	<b>Kenneth LAU</b>					HKG	<b>11</b>	<b>Jeffrey CHIANG</b>					TPE
	Prince Racing							Earl Bamber Motorsport					
1	4:03.034	2:14.014	1:02.570	46.450	77.9	4:03.034	1	4:02.442	2:02.983	1:05.914	53.545	78.1	4:02.442
2	2:23.024	49.175	54.238	39.611	137.2	6:26.058	2	2:41.343	57.273	1:00.384	43.686	121.6	6:43.785
3	2:18.349	46.363	51.998	39.988	141.8	8:44.407	3	2:29.292	51.928	57.152	40.212	131.4	9:13.077
4	2:15.766	46.379	50.715	38.672	144.5	11:00.173	4	2:17.603	47.413	51.170	39.020	142.6	11:30.680
5	<b>2:14.443</b>	45.959	<b>50.146</b>	<b>38.338</b>	146.0	13:14.616	5	2:20.502	49.092	51.764	39.646	139.7	13:51.182
6	2:15.451	<b>45.850</b>	50.950	38.651	144.9	15:30.067	6	2:15.781	46.113	50.632	39.036	144.5	16:06.963
7	2:40.032 <b>B</b>	50.461	54.554	55.017	122.6	18:10.099	7	2:21.803	51.516	51.272	39.015	138.4	18:28.766
8	6:13.679	4:31.913	59.721	42.045	52.5	24:23.778	8	<b>2:14.911</b>	<b>45.754</b>	<b>50.565</b>	<b>38.592</b>	145.5	20:43.677
9	2:43.898	57.600	1:02.266	44.032	119.7	27:07.676	9	2:15.185	46.103	<b>50.400</b>	<b>38.682</b>	145.2	22:58.862
10	2:19.311	47.594	51.857	39.860	140.9	29:26.987	10	2:34.917 <b>B</b>	52.995	51.802	50.120	126.7	25:33.779
11	3:21.474 <b>B</b>	59.575	1:04.244	1:17.655	97.4	32:48.461	11	5:03.382	3:30.717	53.220	39.445	64.7	30:37.161
<b>7</b>	<b>Jiaqi LI</b>					CHN	<b>12</b>	<b>Will BAMBER</b>					NZL
	LI Jiaqi							Earl Bamber Motorsport					
1	3:37.837	1:45.634	1:01.769	50.434	86.9	3:37.837	1	3:42.287 <b>B</b>	1:15.578	1:13.537	1:13.172	85.2	3:42.287
2	2:17.867	47.080	51.551	39.236	142.3	5:55.704	2	8:04.695	6:21.828	53.114	49.753	40.5	11:46.982
3	2:15.516	45.903	50.633	38.980	144.8	8:11.220	3	2:17.287	45.671	50.440	41.176	142.9	14:04.269
4	2:14.953	45.713	50.374	38.866	145.4	10:26.173	4	2:09.373	43.804	47.881	37.688	151.7	16:13.642
5	2:14.828	<b>45.487</b>	50.513	38.828	145.5	12:41.001	5	2:08.896	<b>43.697</b>	47.672	37.527	152.2	18:22.538
6	<b>2:14.496</b>	45.658	<b>50.174</b>	<b>38.664</b>	145.9	14:55.497	6	<b>2:08.297</b>	43.730	<b>47.396</b>	<b>37.171</b>	153.0	20:30.835
7	2:29.384 <b>B</b>	49.510	52.985	46.889	131.4	17:24.881	7	2:08.717	43.754	47.601	37.362	152.5	22:39.552
8	5:55.994	4:21.753	51.361	42.880	55.1	23:20.875	8	2:16.152 <b>B</b>	44.412	48.493	43.247	144.1	24:55.704
9	2:16.696	46.573	51.153	38.970	143.6	25:37.571	9	4:15.706	2:16.573	1:01.579	57.554	76.7	29:11.410
10	2:15.794	45.923	50.513	39.358	144.5	27:53.365	10	2:18.141	44.111	51.965	42.065	142.1	31:29.551
11	2:15.866	46.119	51.073	38.674	144.4	30:09.231							
<b>8</b>	<b>Sontaya KUNPLOME</b>					THA	<b>15</b>	<b>Tanart SATHIENTHIRAKUL</b>					THA
	Racing Spirit Thailand							Est Cola PTT					
1	4:14.766	2:11.084	1:06.793	56.889	74.3	4:14.766	1	2:50.777	1:07.755	59.262	43.760	110.9	2:50.777
2	2:30.632	50.743	56.957	42.932	130.3	6:45.398	2	2:16.923	47.430	49.931	39.562	143.3	5:07.700
3	2:17.807	47.675	51.183	<b>38.949</b>	142.4	9:03.205	3	2:09.137	43.984	<b>47.804</b>	<b>37.349</b>	152.0	7:16.837
4	2:18.619	47.664	51.765	39.190	141.6	11:21.824	4	<b>2:09.104</b>	<b>43.589</b>	47.981	37.534	152.0	9:25.941
5	<b>2:16.854</b>	<b>46.892</b>	<b>51.008</b>	38.954	143.4	13:38.678	5	2:15.833	43.863	50.046	41.924	144.5	11:41.774
6	2:17.882	47.169	51.744	38.969	142.3	15:56.560	6	2:18.032 <b>B</b>	44.049	48.447	45.536	142.2	13:59.806
7	2:42.542 <b>B</b>	50.584	56.183	55.775	120.7	18:39.102	7	9:50.450	8:19.025	51.542	39.883	33.2	23:50.256
8	4:33.452	2:59.650	53.022	40.780	71.8	23:12.554	8	2:25.670	44.366	53.625	47.679	134.7	26:15.926
9	2:21.564	48.452	51.763	41.349	138.6	25:34.118	9	2:11.061	45.233	48.052	37.776	149.7	28:26.987
10	2:30.821	54.724	56.076	40.021	130.1	28:04.939	10	2:10.885	43.822	48.697	38.366	149.9	30:37.872
11	2:23.082	47.416	53.948	41.718	137.1	30:28.021							
<b>16</b>	<b>Benny SIMONSEN</b>					DNK							
	Modena Motorsports												



### Porsche Carrera Cup Asia 6 Hours of Shanghai Qualifying

### Analysis

■ Personal Best ■ Session Best B Crossing the finish line in pit lane

Lap	Time	Sector 1	Sector 2	Sector 3	Kph	Elapsed	Lap	Time	Sector 1	Sector 2	Sector 3	Kph	Elapsed
1	2:52.102	1:09.923	58.128	44.051	110.0	2:52.102	3	2:26.522	48.737	52.056	45.729	133.9	8:40.234
2	2:19.118	48.411	49.714	40.993	141.1	5:11.220	4	2:17.968	46.657	51.367	39.944	142.2	10:58.202
3	2:10.574	44.279	48.185	38.110	150.3	7:21.794	5	2:15.446	46.232	50.463	38.751	144.9	13:13.648
4	2:12.953	44.347	47.897	40.709	147.6	9:34.747	6	2:15.732	46.115	50.795	38.822	144.6	15:29.380
5	2:10.960	44.119	48.109	38.732	149.8	11:45.707	7	2:47.184 B	57.828	54.528	54.828	117.4	18:16.564
6	2:24.220	44.614	49.959	49.647	136.1	14:09.927	8	6:21.979	4:34.444	1:02.874	44.661	51.4	24:38.543
7	2:10.868	44.560	48.424	37.884	149.9	16:20.795	9	2:39.189	51.419	57.144	50.626	123.3	27:17.732
8	2:21.843 B	44.300	48.337	49.206	138.3	18:42.638	10	2:17.802	47.984	50.916	38.902	142.4	29:35.534
9	4:42.637	3:11.023	51.804	39.810	69.4	23:25.275	11	2:22.776	50.445	52.104	40.227	137.4	31:58.310
10	2:17.629	45.685	50.462	41.482	142.6	25:42.904							
11	2:09.639	44.096	47.877	37.666	151.4	27:52.543							
12	2:13.469	43.941	48.060	41.468	147.0	30:06.012							

17 Yui Sum FUNG HKG						
Arrows Racing						
Lap	Time	Sector 1	Sector 2	Sector 3	Kph	Elapsed
1	4:12.424	2:14.762	1:06.548	51.114	75.0	4:12.424
2	2:23.959	49.493	54.137	40.329	136.3	6:36.383
3	2:18.502	46.902	51.758	39.842	141.7	8:54.885
4	2:17.238	46.556	51.145	39.537	143.0	11:12.123
5	2:17.747	46.915	51.573	39.259	142.5	13:29.870
6	2:31.359 B	46.314	52.401	52.644	129.6	16:01.229
7	5:11.959	3:31.598	57.062	43.299	62.9	21:13.188
8	2:29.060	52.199	54.564	42.297	131.6	23:42.248
9	2:20.309	47.988	52.471	39.850	139.9	26:02.557
10	2:25.999	52.217	52.210	41.572	134.4	28:28.556
11	2:19.775	46.731	53.267	39.777	140.4	30:48.331

18 Marcel TJIA HKG						
OpenRoad Racing						
Lap	Time	Sector 1	Sector 2	Sector 3	Kph	Elapsed
1	3:40.028	1:48.730	1:01.549	49.749	86.1	3:40.028
2	2:20.044	48.392	51.696	39.956	140.1	6:00.072
3	2:17.031	46.567	50.666	39.798	143.2	8:17.103
4	2:16.161	46.419	50.317	39.425	144.1	10:33.264
5	2:16.861	46.799	50.189	39.873	143.4	12:50.125
6	2:17.036	46.787	50.541	39.708	143.2	15:07.161
7	2:31.688 B	49.719	51.845	50.124	129.4	17:38.849
8	4:34.907	3:03.558	51.315	40.034	71.4	22:13.756
9	2:20.715	46.909	53.346	40.460	139.5	24:34.471
10	2:21.445	47.023	50.661	43.761	138.7	26:55.916
11	2:20.770	49.731	51.276	39.763	139.4	29:16.686
12	2:17.297	46.495	51.090	39.712	142.9	31:33.983

21 Francis TJIA HKG						
OpenRoad Racing						
Lap	Time	Sector 1	Sector 2	Sector 3	Kph	Elapsed
1	3:08.530	1:23.568	1:00.329	44.633	100.4	3:08.530
2	2:16.857	46.313	50.757	39.787	143.4	5:25.387
3	2:12.077	44.937	49.095	38.045	148.6	7:37.464
4	2:10.523	44.166	48.651	37.706	150.3	9:47.987
5	2:11.114	44.342	48.742	38.030	149.7	11:59.101
6	2:28.372 B	44.674	49.303	54.395	132.3	14:27.473
7	9:13.651	7:34.227	50.660	48.764	35.4	23:41.124
8	2:15.763	45.391	49.842	40.530	144.5	25:56.887

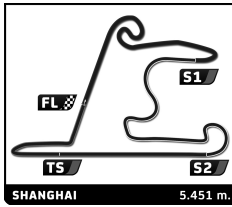
22 Yuk Lung SIU HKG						
LKM Racing						
Lap	Time	Sector 1	Sector 2	Sector 3	Kph	Elapsed
1	3:50.164	1:57.680	1:02.647	49.837	82.3	3:50.164
2	2:23.548	49.829	53.133	40.586	136.7	6:13.712

23 Paul TRESIDDER AUS						
Paul TRESIDDER						
Lap	Time	Sector 1	Sector 2	Sector 3	Kph	Elapsed
1	3:47.263	1:51.571	1:03.284	52.408	83.3	3:47.263
2	2:19.900	47.625	51.219	41.056	140.3	6:07.163
3	2:17.063	47.839	50.024	39.200	143.2	8:24.226
4	2:14.802	45.885	49.952	38.965	145.6	10:39.028
5	2:15.004	45.929	50.582	38.493	145.4	12:54.032
6	2:15.609	46.205	50.608	38.796	144.7	15:09.641
7	2:26.275 B	46.380	50.421	49.474	134.2	17:35.916
8	5:15.405	3:33.271	57.799	44.335	62.2	22:51.321
9	2:18.397	47.823	51.657	38.917	141.8	25:09.718
10	2:29.255 B	47.115	52.641	49.499	131.5	27:38.973

27 Adrian Henry D'SILVA MYS						
Earl Bamber Motorsport						
Lap	Time	Sector 1	Sector 2	Sector 3	Kph	Elapsed
1	3:46.498	1:45.332	1:02.982	58.184	83.6	3:46.498
2	2:47.985	1:00.569	58.326	49.090	116.8	6:34.483
3	2:18.083	47.288	51.275	39.520	142.1	8:52.566
4	2:17.021	46.635	51.472	38.914	143.2	11:09.587
5	2:15.771	46.223	50.852	38.696	144.5	13:25.358
6	2:16.046	46.346	50.928	38.772	144.2	15:41.404
7	2:40.084 B	49.724	56.955	53.405	122.6	18:21.488
8	5:08.927	3:35.700	53.746	39.481	63.5	23:30.415
9	2:16.260	46.593	51.117	38.550	144.0	25:46.675
10	2:15.077	46.109	50.510	38.458	145.3	28:01.752
11	3:03.886	46.261	1:35.239	42.386	106.7	31:05.638

28 John SHEN HKG						
Modena Motorsports						
Lap	Time	Sector 1	Sector 2	Sector 3	Kph	Elapsed
1	4:09.640	2:09.583	1:00.989	59.068	75.9	4:09.640
2	2:17.479	46.704	51.173	39.602	142.7	6:27.119
3	2:15.517	45.846	50.844	38.827	144.8	8:42.636
4	2:15.019	45.839	50.414	38.766	145.3	10:57.655
5	2:14.586	45.512	50.297	38.777	145.8	13:12.241
6	2:15.741	46.262	50.866	38.613	144.6	15:27.982
7	2:25.497 B	45.889	50.432	49.176	134.9	17:53.479
8	4:45.197	3:14.887	51.476	38.834	68.8	22:38.676
9	2:25.522	47.051	52.490	45.981	134.8	25:04.198
10	2:14.587	45.706	50.654	38.227	145.8	27:18.785
11	2:14.253	45.592	50.480	38.181	146.2	29:33.038
12	2:14.799	45.778	50.616	38.405	145.6	31:47.837

33 Antares AU HKG						
Modena Motorsports						
Lap	Time	Sector 1	Sector 2	Sector 3	Kph	Elapsed
1	4:24.028	2:08.736	1:16.578	58.714	71.7	4:24.028
2	2:32.913	49.532	53.564	49.817	128.3	6:56.941
3	2:17.568	47.484	50.124	39.960	142.6	9:14.509



### Porsche Carrera Cup Asia 6 Hours of Shanghai Qualifying

### Analysis

■ Personal Best ■ Session Best B Crossing the finish line in pit lane

Lap	Time	Sector 1	Sector 2	Sector 3	Kph	Elapsed	Lap	Time	Sector 1	Sector 2	Sector 3	Kph	Elapsed
4	2:20.457	46.655	51.266	42.536	139.7	11:34.966	6	2:18.084	47.277	51.878	38.929	142.1	15:28.750
5	2:29.849	45.300	53.087	51.462	131.0	14:04.815	7	2:43.667 B	56.450	52.083	55.134	119.9	18:12.417
6	2:12.916	45.473	49.470	37.973	147.6	16:17.731	8	4:58.782	3:20.298	56.278	42.206	65.7	23:11.199
7	2:12.210	45.050	49.201	37.959	148.4	18:29.941	9	2:21.765	50.414	51.651	39.700	138.4	25:32.964
8	2:26.123 B	46.525	51.282	48.316	134.3	20:56.064	10	2:13.873	45.684	49.750	38.439	146.6	27:46.837
9	4:28.445	2:51.340	55.605	41.500	73.1	25:24.509	11	2:13.778	45.456	49.863	38.459	146.7	30:00.615
10	2:16.737	47.462	50.966	38.309	143.5	27:41.246							
11	2:13.080	45.672	49.377	38.031	147.5	29:54.326							
12	2:11.838	44.866	49.123	37.849	148.8	32:06.164							

55 Jinlong BAO CHN Zheng Tong Auto						
1	2:58.190	1:20.352	54.901	42.937	106.3	2:58.190
2	2:35.756	46.526	50.244	58.986	126.0	5:33.946
3	2:14.451	47.006	49.033	38.412	146.0	7:48.397
4	2:13.026	45.639	49.153	38.234	147.5	10:01.423
5	2:21.856 B	44.959	49.578	47.319	138.3	12:23.279
6	9:45.329	8:10.797	53.133	41.399	33.5	22:08.608
7	2:23.976	45.368	52.361	46.247	136.3	24:32.584
8	2:11.894	44.889	49.066	37.939	148.8	26:44.478
9	2:12.136	45.038	49.039	38.059	148.5	28:56.614
10	2:13.863	45.103	49.361	39.399	146.6	31:10.477

59 Daniel LU WENLONG CHN Porsche China Junior Team						
1	2:57.346	1:10.928	1:01.180	45.238	106.8	2:57.346
2	2:26.530	48.063	57.261	41.206	133.9	5:23.876
3	2:11.336	45.109	48.446	37.781	149.4	7:35.212
4	2:09.973	44.163	48.281	37.529	151.0	9:45.185
5	2:10.404	43.854	48.922	37.628	150.5	11:55.589
6	2:16.121	45.381	50.658	40.082	144.2	14:11.710
7	2:20.192 B	44.722	48.731	46.739	140.0	16:31.902
8	6:37.450	4:44.680	59.101	53.669	49.4	23:09.352
9	2:13.509	44.408	50.084	39.017	147.0	25:22.861
10	2:09.792	43.882	48.548	37.362	151.2	27:32.653
11	2:09.423	43.854	48.358	37.211	151.6	29:42.076
12	2:09.325	43.899	48.204	37.222	151.7	31:51.401

62 Ahmad F.ALAM IDN Presido Jakarta Ban Racing						
1	3:16.224	1:25.515	1:00.762	49.947	96.5	3:16.224
2	2:17.618	46.654	50.783	40.181	142.6	5:33.842
3	2:12.997	45.510	49.265	38.222	147.5	7:46.839
4	2:12.639	44.930	49.619	38.090	147.9	9:59.478
5	2:32.098 B	45.164	53.690	53.244	129.0	12:31.576
6	4:39.831	3:04.533	55.054	40.244	70.1	17:11.407
7	2:14.184	45.609	50.276	38.299	146.2	19:25.591
8	2:12.469	44.796	49.297	38.376	148.1	21:38.060
9	3:12.355 B	59.576	1:12.661	1:00.118	102.0	24:50.415

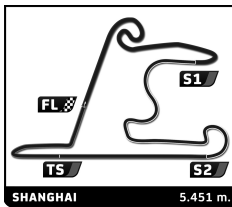
68 Hing Tak MAK HKG Kamlung Racing						
1	3:46.088	2:02.431	57.997	45.660	83.8	3:46.088
2	2:24.666	51.498	52.385	40.783	135.6	6:10.754
3	2:24.047	51.289	52.050	40.708	136.2	8:34.801
4	2:18.087	47.122	51.325	39.640	142.1	10:52.888
5	2:17.778	47.024	51.017	39.737	142.4	13:10.666

77 Yue CUI CHN Team Jebesen						
1	7:26.458	5:49.728	55.878	40.852	42.4	7:26.458
2	2:13.573	45.216	49.334	39.023	146.9	9:40.031
3	2:09.584	44.075	47.993	37.516	151.4	11:49.615
4	2:18.683	47.452	49.090	42.141	141.5	14:08.298
5	2:09.821	44.184	48.031	37.606	151.2	16:18.119
6	2:21.800 B	45.122	49.186	47.492	138.4	18:39.919
7	3:56.367	2:26.612	50.665	39.090	83.0	22:36.286
8	2:11.784	44.215	48.188	39.381	148.9	24:48.070
9	2:09.286	43.961	47.857	37.468	151.8	26:57.356
10	2:09.193	43.926	47.737	37.530	151.9	29:06.549
11	2:09.057	43.727	48.056	37.274	152.1	31:15.606

78 Suttiluck BUNCHAROEN THA True Visions Motorsports Thailand						
1	3:31.605	1:42.594	1:00.407	48.604	89.5	3:31.605
2	2:15.444	46.469	50.161	38.814	144.9	5:47.049
3	2:17.033	45.359	49.373	42.301	143.2	8:04.082
4	2:18.375	48.380	51.112	38.883	141.8	10:22.457
5	2:14.645	45.561	50.259	38.825	145.7	12:37.102
6	2:25.244 B	45.782	50.061	49.401	135.1	15:02.346
7	4:35.510	2:46.865	56.120	52.525	71.2	19:37.856
8	2:14.584	45.699	49.887	38.998	145.8	21:52.440
9	2:13.867	45.099	50.173	38.595	146.6	24:06.307
10	2:13.074	44.970	49.448	38.656	147.5	26:19.381
11	2:12.814	44.981	49.307	38.526	147.8	28:32.195
12	3:21.025 B	1:01.768	1:04.650	1:14.607	97.6	31:53.220

86 Martin RAGGINGER AUT Team Porsche Holding						
1	4:47.493	3:09.869	55.726	41.898	65.9	4:47.493
2	2:22.372	48.615	52.979	40.778	137.8	7:09.865
3	2:08.617	43.842	47.511	37.264	152.6	9:18.482
4	2:11.365	43.783	49.119	38.463	149.4	11:29.847
5	2:17.665	44.457	47.976	45.232	142.5	13:47.512
6	2:09.447	44.002	47.928	37.517	151.6	15:56.959
7	2:26.234 B	44.385	48.686	53.163	134.2	18:23.193
8	6:19.354	4:49.384	50.472	39.498	51.7	24:42.547
9	2:20.657	44.400	51.787	44.470	139.5	27:03.204
10	2:09.121	43.704	48.107	37.310	152.0	29:12.325
11	2:08.598	43.652	47.822	37.124	152.6	31:20.923

88 Bo YUAN CHN Porsche Shanghai Waigaoqiao & Pudo						
1	2:53.204	1:11.256	57.439	44.509	109.3	2:53.204
2	2:19.728	46.810	49.477	43.441	140.4	5:12.932
3	2:16.319	48.677	49.102	38.540	144.0	7:29.251
4	2:20.946	47.283	50.412	43.251	139.2	9:50.197
5	2:21.570	48.709	53.242	39.619	138.6	12:11.767



**Porsche Carrera Cup Asia**  
**6 Hours of Shanghai**  
Qualifying

Analysis

■ Personal Best ■ Session Best B Crossing the finish line in pit lane

Lap	Time	Sector 1	Sector 2	Sector 3	Kph	Elapsed	Lap	Time	Sector 1	Sector 2	Sector 3	Kph	Elapsed
6	2:35.181	B	49.351	52.196	53.634	126.5	14:46.948						
7	6:34.128	5:05.385	50.515	38.228	49.8	21:21.076							
8	2:17.558	44.784	48.719	44.055	142.7	23:38.634							
9	2:17.411	44.525	47.985	44.901	142.8	25:56.045							
10	2:17.728	47.489	50.131	40.108	142.5	28:13.773							
11	2:11.294	44.736	49.023	37.535	149.5	30:25.067							

**98** **Eric KWONG** HKG  
KiddyWorld Racing

1	3:42.313	1:46.979	1:01.879	53.455	85.2	3:42.313
2	2:23.952	50.543	52.156	41.253	136.3	6:06.265
3	2:37.535	57.267	57.108	43.160	124.6	8:43.800
4	2:17.169	48.003	50.423	38.743	143.1	11:00.969
5	2:20.686	45.625	51.204	43.857	139.5	13:21.655
6	2:15.627	45.006	49.620	41.001	144.7	15:37.282
7	2:14.747	46.407	49.989	38.351	145.6	17:52.029
8	2:13.207	45.210	49.696	38.301	147.3	20:05.236
9	2:12.746	45.163	49.521	38.062	147.8	22:17.982
10	2:15.450	44.664	51.452	39.334	144.9	24:33.432
11	2:13.304	45.207	49.945	38.152	147.2	26:46.736
12	2:13.263	45.210	49.797	38.256	147.3	28:59.999
13	2:13.440	45.365	50.176	37.899	147.1	31:13.439

**99** **Philip HAMPRECHT** DEU  
Team StarChase

1	2:51.796	1:09.354	58.515	43.927	110.2	2:51.796	
2	2:18.068	47.432	49.370	41.266	142.1	5:09.864	
3	2:08.761	43.745	47.630	37.386	152.4	7:18.625	
4	2:08.809	43.902	47.485	37.422	152.3	9:27.434	
5	2:08.541	43.641	47.459	37.441	152.7	11:35.975	
6	2:28.600	B	45.817	54.451	48.332	132.1	14:04.575
7	10:50.659	9:12.807	54.975	42.877	30.2	24:55.234	
8	2:20.544	46.400	49.667	44.477	139.6	27:15.778	
9	2:08.375	43.563	47.614	37.198	152.9	29:24.153	
10	2:08.304	43.700	47.506	37.098	152.9	31:32.457	

**918** **Sandra VAN DER SLOOT** NLD  
Absolute Racing

1	3:11.613	1:27.638	59.470	44.505	98.8	3:11.613	
2	2:16.442	45.959	50.553	39.930	143.8	5:28.055	
3	2:12.231	44.809	48.839	38.583	148.4	7:40.286	
4	2:11.267	44.361	48.459	38.447	149.5	9:51.553	
5	2:11.476	44.381	48.462	38.633	149.3	12:03.029	
6	2:26.126	B	44.602	49.375	52.149	134.3	14:29.155
7	7:13.333	5:35.287	56.244	41.802	45.3	21:42.488	
8	2:14.652	46.405	49.499	38.748	145.7	23:57.140	
9	2:10.930	44.348	48.277	38.305	149.9	26:08.070	
10	2:10.710	44.251	48.169	38.290	150.1	28:18.780	
11	2:11.550	44.366	48.588	38.596	149.2	30:30.330	