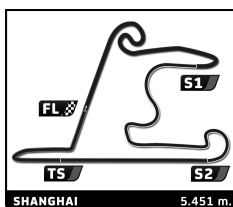


Porsche Carrera Cup Asia 6 Hours of Shanghai Race 1

Analysis

■ Personal Best
 ■ Session Best
 ■ Crossing the finish line in pit lane

Lap	Time	Sector 1	Sector 2	Sector 3	Kph	Elapsed	Lap	Time	Sector 1	Sector 2	Sector 3	Kph	Elapsed	
1	Chris VAN DER DRIFT							NZL						
Kamlung Racing														
1	2:11.020	45.482	48.185	37.353	144.5	2:11.020	10	2:22.163	48.811	51.996	41.356	138.0	23:33.366	
2	2:08.361	43.642	47.419	37.300	152.9	4:19.381	11	2:21.423	47.903	52.209	41.311	138.8	25:54.789	
3	2:08.460	43.516	47.543	37.401	152.8	6:27.841	12	2:33.150	52.900	55.855	44.395	128.1	28:27.939	
4	2:09.085	43.736	47.933	37.416	152.0	8:36.926								
5	2:09.244	43.858	48.032	37.354	151.8	10:46.170								
6	2:09.130	43.768	48.095	37.267	152.0	12:55.300								
7	2:09.406	43.892	48.186	37.328	151.6	15:04.706								
8	2:09.872	43.966	48.435	37.471	151.1	17:14.578								
9	2:09.935	43.999	48.542	37.394	151.0	19:24.513								
10	2:10.346	44.161	48.615	37.570	150.6	21:34.859								
11	2:10.669	44.191	48.608	37.870	150.2	23:45.528								
12	2:10.558	44.246	48.607	37.705	150.3	25:56.086								
2	Kenneth LAU							HKG						
Prince Racing														
1	2:32.732	58.560	53.655	40.517	124.0	2:32.732								
2	2:22.520	48.817	52.563	41.140	137.7	4:55.252								
3	2:17.636	46.648	51.190	39.798	142.6	7:12.888								
4	2:16.898	46.828	51.411	38.659	143.3	9:29.786								
5	2:16.917	46.938	51.006	38.973	143.3	11:46.703								
6	2:17.643	47.040	51.540	39.063	142.6	14:04.346								
7	2:16.829	46.802	50.877	39.150	143.4	16:21.175								
8	2:17.482	47.118	51.190	39.174	142.7	18:38.657								
9	2:16.116	46.591	50.773	38.752	144.2	20:54.773								
10	2:17.176	46.444	51.296	39.436	143.1	23:11.949								
11	2:17.757	46.922	51.608	39.227	142.5	25:29.706								
12	2:18.154	46.986	52.040	39.128	142.0	27:47.860								
7	Jiaqi LI							CHN						
LI Jiaqi														
1	2:43.409	1:12.388	51.562	39.459	115.9	2:43.409								
2	2:17.160	46.780	50.918	39.462	143.1	5:00.569								
3	2:17.464	46.690	51.197	39.577	142.8	7:18.033								
4	2:18.690	48.469	51.113	39.108	141.5	9:36.723								
5	2:16.891	46.015	51.616	39.260	143.4	11:53.614								
6	2:17.092	46.336	51.627	39.129	143.1	14:10.706								
7	2:18.956	46.631	52.526	39.799	141.2	16:29.662								
8	2:19.945	47.933	52.798	39.214	140.2	18:49.607								
9	2:22.036	48.938	52.800	40.298	138.2	21:11.643								
10	2:20.446	47.612	52.553	40.281	139.7	23:32.089								
11	2:18.160	46.897	51.696	39.567	142.0	25:50.249								
12	2:22.278	46.968	55.780	39.530	137.9	28:12.527								
8	Sontaya KUNPLOME							THA						
Racing Spirit Thailand														
1	2:27.920	57.690	51.343	38.887	128.0	2:27.920								
2	2:22.332	48.986	52.328	41.018	137.9	4:50.252								
3	2:23.388	48.480	53.871	41.037	136.9	7:13.640								
4	2:17.862	47.156	51.535	39.171	142.3	9:31.502								
5	2:17.722	47.173	51.233	39.316	142.5	11:49.224								
6	2:17.101	47.090	51.213	38.798	143.1	14:06.325								
7	2:22.240	50.727	52.285	39.228	138.0	16:28.565								
8	2:20.442	48.651	52.338	39.453	139.7	18:49.007								
9	2:22.196	50.395	52.300	39.501	138.0	21:11.203								
9	Chao LI							CHN						
Porsche Beijing Central & Goldenport														
1	2:19.809	51.246	49.978	38.585	135.5	2:19.809								
2	2:13.556	45.405	49.766	38.385	146.9	4:33.365								
3	2:12.512	45.106	49.351	38.055	148.1	6:45.877								
4	2:12.527	44.728	49.674	38.125	148.1	8:58.404								
5	2:13.183	45.004	49.860	38.319	147.3	11:11.587								
6	2:13.126	45.105	49.961	38.060	147.4	13:24.713								
7	2:13.926	45.578	50.285	38.063	146.5	15:38.639								
8	2:14.007	45.334	50.227	38.446	146.4	17:52.646								
9	2:14.636	45.583	50.700	38.353	145.8	20:07.282								
10	2:15.094	45.695	50.779	38.620	145.3	22:22.376								
11	2:15.152	45.579	51.189	38.384	145.2	24:37.528								
12	2:14.243	45.592	49.963	38.688	146.2	26:51.771								
11	Jeffrey CHIANG							TPE						
Earl Bamber Motorsport														
1	2:24.659	54.505	51.386	38.768	130.9	2:24.659								
2	2:18.524	48.873	50.898	38.753	141.7	4:43.183								
3	2:15.885	46.133	50.588	39.164	144.4	6:59.068								
4	2:13.742	45.583	50.064	38.095	146.7	9:12.810								
5	2:14.364	45.369	50.140	38.855	146.0	11:27.174								
6	2:16.217	47.321	50.013	38.883	144.1	13:43.391								
7	2:14.560	45.678	50.259	38.623	145.8	15:57.951								
8	2:15.101	45.806	50.243	39.052	145.3	18:13.052								
9	2:18.213	46.930	52.060	39.223	142.0	20:31.265								
10	2:16.388	46.113	50.666	39.609	143.9	22:47.653								
11	2:18.198	48.096	51.252	38.850	142.0	25:05.851								
12	2:17.113	46.438	51.129	39.546	143.1	27:22.964								
12	Will BAMBER							NZL						
Earl Bamber Motorsport														
1	2:13.067	47.040	48.441	37.586	142.3	2:13.067								
2	2:08.893	43.786	47.694	37.413	152.2	4:21.960								
3	2:08.253	43.497	47.417	37.339	153.0	6:30.213								
4	2:09.203	43.760	47.762	37.681	151.9	8:39.416								
5	2:09.297	43.977	47.939	37.381	151.8	10:48.713								
6	2:09.483	43.997	48.075	37.411	151.6	12:58.196								
7	2:09.680	44.124	48.121	37.435	151.3	15:07.876								
8	2:09.707	44.078	48.118	37.511	151.3	17:17.583								
9	2:10.047	44.316	48.300	37.431	150.9	19:27.630								
10	2:09.878	44.104	48.322	37.452	151.1	21:37.508								
11	2:09.839	44.170	48.320	37.349	151.1	23:47.347								
12	2:09.892	44.105	48.372	37.415	151.1	25:57.239								
15	Tanart SATHIENTHIRAKUL							THA						
Est Cola PTT														
1	2:15.595	48.285	49.483	37.827	139.7	2:15.595								
2	2:33.573	1:04.969	50.322	38.282	127.8	4:49.168								
3	2:11.011	44.484	48.622	37.905	149.8	7:00.179								
4	2:14.123	45.383	49.357	39.383	146.3	9:14.302								
5	2:11.878	45.631	48.768	37.479	148.8	11:26.180								
6	2:11.126	44.791	48.845	37.490	149.7	13:37.306								



Porsche Carrera Cup Asia 6 Hours of Shanghai Race 1

Analysis

■ Personal Best ■ Session Best B Crossing the finish line in pit lane

Lap	Time	Sector 1	Sector 2	Sector 3	Kph	Elapsed	Lap	Time	Sector 1	Sector 2	Sector 3	Kph	Elapsed
7	2:11.277	44.497	48.771	38.009	149.5	15:48.583	5	2:12.693	45.142	49.376	38.175	147.9	11:10.188
8	2:11.412	45.242	48.719	37.451	149.3	17:59.995	6	2:12.903	45.214	49.640	38.049	147.7	13:23.091
9	2:11.984	45.451	48.841	37.692	148.7	20:11.979	7	2:12.960	45.140	49.741	38.079	147.6	15:36.051
10	2:11.706	45.171	48.830	37.705	149.0	22:23.685	8	2:13.683	45.279	50.181	38.223	146.8	17:49.734
11	2:12.019	44.707	49.823	37.489	148.6	24:35.704	9	2:14.321	45.620	50.307	38.394	146.1	20:04.055
12	2:11.189	44.942	48.893	37.354	149.6	26:46.893	10	2:14.772	46.041	50.216	38.515	145.6	22:18.827
16 Benny SIMONSEN DNK Modena Motorsports							11 2:14.945 46.216 50.308 38.421 145.4 24:33.772						
1 2:15.884 48.590 49.321 37.973 139.4 2:15.884							12 2:13.922 45.651 49.800 38.471 146.5 26:47.694						
2 2:10.732 44.745 48.259 37.728 150.1 4:26.616													
3 2:09.823 44.274 47.969 37.580 151.2 6:36.439													
4 2:09.522 43.902 48.004 37.616 151.5 8:45.961													
5 2:10.260 44.439 48.051 37.770 150.6 10:56.221													
6 2:10.524 44.653 48.331 37.540 150.3 13:06.745													
7 2:11.165 44.396 49.006 37.763 149.6 15:17.910													
8 2:11.422 44.760 49.053 37.609 149.3 17:29.332													
9 2:10.259 44.023 48.626 37.610 150.7 19:39.591													
10 2:10.382 44.373 48.385 37.624 150.5 21:49.973													
11 2:11.005 44.553 48.812 37.640 149.8 24:00.978													
12 2:10.731 44.396 48.549 37.786 150.1 26:11.709													

Lap	Time	Sector 1	Sector 2	Sector 3	Kph	Elapsed
1	2:15.884	48.590	49.321	37.973	139.4	2:15.884
2	2:10.732	44.745	48.259	37.728	150.1	4:26.616
3	2:09.823	44.274	47.969	37.580	151.2	6:36.439
4	2:09.522	43.902	48.004	37.616	151.5	8:45.961
5	2:10.260	44.439	48.051	37.770	150.6	10:56.221
6	2:10.524	44.653	48.331	37.540	150.3	13:06.745
7	2:11.165	44.396	49.006	37.763	149.6	15:17.910
8	2:11.422	44.760	49.053	37.609	149.3	17:29.332
9	2:10.259	44.023	48.626	37.610	150.7	19:39.591
10	2:10.382	44.373	48.385	37.624	150.5	21:49.973
11	2:11.005	44.553	48.812	37.640	149.8	24:00.978
12	2:10.731	44.396	48.549	37.786	150.1	26:11.709

Lap	Time	Sector 1	Sector 2	Sector 3	Kph	Elapsed
1	2:34.805	1:01.061	52.971	40.773	122.3	2:34.805
2	2:22.623	48.634	53.163	40.826	137.6	4:57.428
3	2:22.029	47.910	54.285	39.834	138.2	7:19.457
4	2:20.952	48.127	52.750	40.075	139.2	9:40.409
5	2:19.662	47.158	52.377	40.127	140.5	12:00.071
6	2:19.094	47.050	52.228	39.816	141.1	14:19.165
7	2:19.592	47.319	52.184	40.089	140.6	16:38.757
8	2:18.930	47.167	52.284	39.479	141.2	18:57.687
9	2:19.437	47.293	52.067	40.077	140.7	21:17.124
10	2:18.386	47.119	51.469	39.798	141.8	23:35.510
11	2:20.703	47.362	52.565	40.776	139.5	25:56.213

Lap	Time	Sector 1	Sector 2	Sector 3	Kph	Elapsed
1	2:32.108	59.326	53.183	39.599	124.5	2:32.108
2	2:19.512	47.578	52.163	39.771	140.7	4:51.620
3	2:18.347	46.966	51.532	39.849	141.8	7:09.967
4	2:17.215	46.625	51.252	39.338	143.0	9:27.182
5	2:18.673	47.111	51.540	40.022	141.5	11:45.855
6	2:17.301	46.553	51.531	39.217	142.9	14:03.156
7	2:16.712	46.249	51.197	39.266	143.5	16:19.868
8	2:17.684	46.741	51.090	39.853	142.5	18:37.552
9	2:16.507	46.691	50.445	39.371	143.8	20:54.059
10	2:17.353	46.511	51.443	39.399	142.9	23:11.412
11	2:16.834	46.669	50.676	39.489	143.4	25:28.246
12	2:17.849	47.169	51.445	39.235	142.4	27:46.095

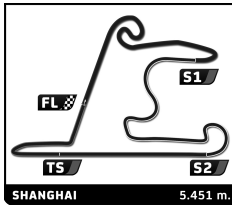
Lap	Time	Sector 1	Sector 2	Sector 3	Kph	Elapsed
1	2:19.454	50.843	49.974	38.637	135.8	2:19.454
2	2:13.625	45.358	49.830	38.437	146.9	4:33.079
3	2:12.016	44.767	49.294	37.955	148.6	6:45.095
4	2:12.400	44.928	49.566	37.906	148.2	8:57.495

Lap	Time	Sector 1	Sector 2	Sector 3	Kph	Elapsed
1	2:33.174	59.679	53.052	40.443	123.6	2:33.174
2	2:19.039	47.287	52.420	39.332	141.1	4:52.213
3	2:20.076	47.147	52.418	40.511	140.1	7:12.289
4	2:16.130	46.637	50.492	39.001	144.2	9:28.419
5	2:17.840	46.662	51.508	39.670	142.4	11:46.259
6	2:17.231	46.770	51.335	39.126	143.0	14:03.490
7	2:16.676	46.682	50.934	39.060	143.6	16:20.166
8	2:17.150	46.837	51.136	39.177	143.1	18:37.316
9	2:15.989	46.147	50.556	39.286	144.3	20:53.305
10	2:19.250	48.913	50.989	39.348	140.9	23:12.555
11	2:21.403	47.088			138.8	25:33.958
12	2:21.353	49.616	52.100	39.637	138.8	27:55.311

Lap	Time	Sector 1	Sector 2	Sector 3	Kph	Elapsed
1	2:26.945	56.550	51.517	38.878	128.9	2:26.945
2	2:17.508	47.232	51.385	38.891	142.7	4:44.453
3	2:19.965	49.039	52.198	38.728	140.2	7:04.418
4	2:17.809	46.955	51.740	39.114	142.4	9:22.227
5	2:18.332	46.826	52.021	39.485	141.9	11:40.559
6	2:18.538	46.950	52.099	39.489	141.6	13:59.097
7	2:16.487	46.798	51.024	38.665	143.8	16:15.584
8	2:17.407	46.405	51.423	39.579	142.8	18:32.991
9	2:17.260	46.567	51.144	39.549	143.0	20:50.251
10	2:16.393	46.574	50.707	39.112	143.9	23:06.644
11	2:17.899	46.663	51.288	39.948	142.3	25:24.543
12	2:17.655	46.779	52.091	38.785	142.6	27:42.198

Lap	Time	Sector 1	Sector 2	Sector 3	Kph	Elapsed
1	2:33.778	1:00.232	53.141	40.405	123.2	2:33.778
2	2:20.464	48.404	52.680	39.380	139.7	4:54.242
3	2:17.623	46.308	51.946	39.369	142.6	7:11.865
4	2:15.693	45.945	50.807	38.941	144.6	9:27.558
5	2:17.777	47.001	51.600	39.176	142.4	11:45.335
6	2:14.915	45.769	50.556	38.590	145.5	14:00.250
7	2:15.983	46.128	51.190	38.665	144.3	16:16.233
8	2:17.214	46.371	51.084	39.759	143.0	18:33.447
9	2:16.950	46.733	50.837	39.380	143.3	20:50.397
10	2:16.600	46.936	50.954	38.710	143.7	23:06.997
11	2:17.551	46.621	51.259	39.671	142.7	25:24.548
12	2:16.675	46.023	51.634	39.018	143.6	27:41.223

Lap	Time	Sector 1	Sector 2	Sector 3	Kph	Elapsed
1	2:23.146	53.654	50.917	38.575	132.3	2:23.146



Porsche Carrera Cup Asia 6 Hours of Shanghai Race 1

Analysis

■ Personal Best ■ Session Best B Crossing the finish line in pit lane

Lap	Time	Sector 1	Sector 2	Sector 3	Kph	Elapsed
2	2:17.891	48.508	50.544	38.839	142.3	4:41.037
3	2:16.749	46.640	50.965	39.144	143.5	6:57.786
4	2:16.248	46.220	50.423	39.605	144.0	9:14.034
5	2:15.398	46.395	50.257	38.746	144.9	11:29.432
6	2:15.099	46.088	50.734	38.277	145.3	13:44.531
7	2:14.357	45.796	50.207	38.354	146.1	15:58.888
8	2:14.406	45.827	49.953	38.626	146.0	18:13.294
9	2:16.581	46.491	51.527	38.563	143.7	20:29.875
10	2:16.549	46.364	51.124	39.061	143.7	22:46.424
11	2:15.766	46.303	50.770	38.693	144.5	25:02.190
12	2:16.779	46.548	51.448	38.783	143.5	27:18.969

33 Antares AU							HKG
Modena Motorsports							
1	2:21.780	52.683	50.698	38.399	133.6	2:21.780	
2	2:15.149	46.788	50.028	38.333	145.2	4:36.929	
3	2:13.286	45.342	49.479	38.465	147.2	6:50.215	
4	2:15.654	45.658	50.237	39.759	144.7	9:05.869	
5	2:17.275	46.020	50.227	41.028	143.0	11:23.144	
6	2:15.040	45.165	49.564	40.311	145.3	13:38.184	
7	2:14.037	46.001	49.769	38.267	146.4	15:52.221	
8	2:12.478	44.968	49.490	38.020	148.1	18:04.699	
9	2:14.285	45.681	50.205	38.399	146.1	20:18.984	
10	2:28.020	45.516	1:02.311	40.193	132.6	22:47.004	
11	2:15.994	46.148	50.769	39.077	144.3	25:02.998	
12	2:16.146	46.086	51.279	38.781	144.1	27:19.144	

55 Jinlong BAO							CHN
Zheng Tong Auto							
1	2:20.466	51.570	50.432	38.464	134.8	2:20.466	
2	2:13.516	45.528	49.502	38.486	147.0	4:33.982	
3	2:13.763	45.199	50.479	38.085	146.7	6:47.745	
4	2:14.118	45.388	50.571	38.159	146.3	9:01.863	
5	2:13.366	45.498	49.742	38.126	147.1	11:15.229	
6	2:14.136	45.896	49.706	38.534	146.3	13:29.365	
7	2:14.166	45.680	50.103	38.383	146.3	15:43.531	
8	2:13.961	45.539	50.226	38.196	146.5	17:57.492	
9	2:13.883	45.478	50.226	38.179	146.6	20:11.375	
10	2:14.213	46.084	50.102	38.027	146.2	22:25.588	
11	2:12.680	45.160	49.641	37.879	147.9	24:38.268	
12	2:13.312	45.116	49.980	38.216	147.2	26:51.580	

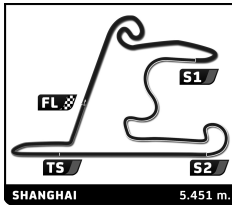
59 Daniel LU WENLONG							CHN
Porsche China Junior Team							
1	2:17.520	48.552	51.059	37.909	137.7	2:17.520	
2	2:10.067	44.464	48.275	37.328	150.9	4:27.587	
3	2:09.399	43.672	48.296	37.431	151.7	6:36.986	
4	2:09.703	44.409	48.046	37.248	151.3	8:46.689	
5	2:09.796	43.885	48.476	37.435	151.2	10:56.485	
6	2:10.690	44.506	48.843	37.341	150.2	13:07.175	
7	2:11.177	44.147	49.446	37.584	149.6	15:18.352	
8	2:11.455	44.277	49.698	37.480	149.3	17:29.807	
9	2:10.361	44.206	48.585	37.570	150.5	19:40.168	
10	2:11.040	44.250	49.345	37.445	149.8	21:51.208	
11	2:10.671	44.369	48.786	37.516	150.2	24:01.879	
12	2:10.647	44.349	48.775	37.523	150.2	26:12.526	

62 Ahmad F.ALAM							IDN
Presido Jakarta Ban Racing							
1	2:22.893	53.019	51.214	38.660	132.5	2:22.893	
2	2:18.365	49.633	50.236	38.496	141.8	4:41.258	
3	2:16.122	46.305	51.309	38.508	144.2	6:57.380	
4	2:14.320	45.555	50.197	38.568	146.1	9:11.700	
5	2:13.491	45.203	49.822	38.466	147.0	11:25.191	
6	2:14.671	46.178	49.878	38.615	145.7	13:39.862	
7	2:13.160	45.308	49.858	37.994	147.4	15:53.022	
8	2:13.207	45.458	49.655	38.094	147.3	18:06.229	
9	2:13.383	45.029	50.011	38.343	147.1	20:19.612	
10	2:14.913	45.292	51.262	38.359	145.5	22:34.525	
11	2:13.996	45.806	49.958	38.232	146.4	24:48.521	
12	2:18.087	45.913	52.842	39.332	142.1	27:06.608	

68 Hing Tak MAK							HKG
Kamlung Racing							
1	2:25.681	54.220	52.570	38.891	130.0	2:25.681	
2	2:16.586	47.353	50.529	38.704	143.7	4:42.267	
3	2:17.371	46.465	51.027	39.879	142.9	6:59.638	
4	2:15.999	46.335	50.730	38.934	144.3	9:15.637	
5	2:18.050	48.108	51.256	38.686	142.1	11:33.687	
6	2:16.321	46.607	51.086	38.628	144.0	13:50.008	
7	2:15.705	45.976	51.096	38.633	144.6	16:05.713	
8	2:15.799	46.082	50.959	38.758	144.5	18:21.512	
9	2:15.691	45.556	51.480	38.655	144.6	20:37.203	
10	2:15.743	45.762	51.063	38.918	144.6	22:52.946	
11	2:14.990	45.836	50.551	38.603	145.4	25:07.936	
12	2:37.995	45.621	1:12.084	40.290	124.2	27:45.931	

77 Yue CUI							CHN
Team Jebesen							
1	2:12.217	46.518	48.280	37.419	143.2	2:12.217	
2	2:08.804	43.794	47.616	37.394	152.4	4:21.021	
3	2:08.593	43.656	47.643	37.294	152.6	6:29.614	
4	2:09.777	43.832	48.046	37.899	151.2	8:39.391	
5	2:10.123	44.505	48.317	37.301	150.8	10:49.514	
6	2:09.971	44.269	48.342	37.360	151.0	12:59.485	
7	2:09.896	44.092	48.348	37.456	151.1	15:09.381	
8	2:10.308	44.242	48.590	37.476	150.6	17:19.689	
9	2:10.258	44.259	48.529	37.470	150.7	19:29.947	
10	2:10.317	44.184	48.604	37.529	150.6	21:40.264	
11	2:10.721	44.312	48.919	37.490	150.1	23:50.985	
12	2:11.175	44.399	48.900	37.876	149.6	26:02.160	

78 Suttiluck BUNCHAROEN							THA
True Visions Motorsports Thailand							
1	2:24.385	53.991	51.482	38.912	131.2	2:24.385	
2	2:14.326	45.851	49.846	38.629	146.1	4:38.711	
3	2:13.801	45.090	49.903	38.808	146.7	6:52.512	
4	2:13.673	45.090	49.842	38.741	146.8	9:06.185	
5	2:15.316	46.432	50.304	38.580	145.0	11:21.501	
6	2:13.103	45.053	49.823	38.227	147.4	13:34.604	
7	2:14.612	45.343	50.063	39.206	145.8	15:49.216	
8	2:14.883	45.658	50.827	38.398	145.5	18:04.099	
9	2:14.175	45.855	50.332	37.988	146.3	20:18.274	



Porsche Carrera Cup Asia
6 Hours of Shanghai
Race 1

Analysis

■ Personal Best ■ Session Best B Crossing the finish line in pit lane

Lap	Time	Sector 1	Sector 2	Sector 3	Kph	Elapsed	Lap	Time	Sector 1	Sector 2	Sector 3	Kph	Elapsed
10	2:16.519	45.470	52.233	38.816	143.7	22:34.793	7	2:09.936	44.173	48.353	37.410	151.0	15:12.665
11	2:14.025	46.035	49.910	38.080	146.4	24:48.818	8	2:09.926	44.166	48.285	37.475	151.0	17:22.591
12	2:18.191	45.716	52.890	39.585	142.0	27:07.009	9	2:10.633	44.480	48.631	37.522	150.2	19:33.224
86 Martin RAGGINGER AUT Team Porsche Holding							10 2:10.521 44.342 48.490 37.689 150.3 21:43.745						
1	2:13.969	47.589	48.729	37.651	141.4	2:13.969	11	2:10.902	44.501	48.847	37.554	149.9	23:54.647
2	2:09.207	43.916	47.959	37.332	151.9	4:23.176	12	2:10.881	44.345	48.806	37.730	149.9	26:05.528
3	2:09.140	43.822	47.998	37.320	152.0	6:32.316	918 Sandra VAN DER SLOOT NLD Absolute Racing						
4	2:09.379	43.921	47.990	37.468	151.7	8:41.695	1	2:19.154	49.278	51.108	38.768	136.1	2:19.154
5	2:09.492	44.022	48.171	37.299	151.5	10:51.187	2	2:12.695	45.268	49.298	38.129	147.9	4:31.849
6	2:09.897	44.091	48.388	37.418	151.1	13:01.084	3	2:11.978	44.821	48.705	38.452	148.7	6:43.827
7	2:09.885	44.354	48.167	37.364	151.1	15:10.969	4	2:11.933	44.648	48.919	38.366	148.7	8:55.760
8	2:10.244	44.215	48.578	37.451	150.7	17:21.213	5	2:12.026	44.469	49.177	38.380	148.6	11:07.786
9	2:10.276	44.211	48.656	37.409	150.6	19:31.489	6	2:12.245	44.700	49.232	38.313	148.4	13:20.031
10	2:10.358	44.364	48.562	37.432	150.5	21:41.847	7	2:12.536	45.049	49.183	38.304	148.1	15:32.567
11	2:11.128	44.547	49.003	37.578	149.7	23:52.975	8	2:12.711	44.907	49.302	38.502	147.9	17:45.278
12	2:11.791	44.715	49.328	37.748	148.9	26:04.766	9	2:13.070	45.075	49.411	38.584	147.5	19:58.348
88 Bo YUAN CHN Porsche Shanghai Waigaoqiao & Pudo							10	2:13.914	45.628	49.853	38.433	146.5	22:12.262
1	2:18.658	50.671	49.566	38.421	136.6	2:18.658	11	2:13.451	45.202	49.676	38.573	147.0	24:25.713
2	2:09.976	44.145	48.417	37.414	151.0	4:28.634	12	2:14.262	45.517	50.004	38.741	146.2	26:39.975
3	2:09.585	43.888	48.109	37.588	151.4	6:38.219	98 Eric KWONG HKG KiddyWorld Racing						
4	2:09.853	44.013	48.307	37.533	151.1	8:48.072	1	2:21.318	51.936	51.022	38.360	134.0	2:21.318
5	2:10.387	44.517	48.528	37.342	150.5	10:58.459	2	2:14.466	45.643	50.479	38.344	145.9	4:35.784
6	2:10.266	44.218	48.670	37.378	150.6	13:08.725	3	2:14.246	45.374	50.191	38.681	146.2	6:50.030
7	2:11.040	44.454	48.946	37.640	149.8	15:19.765	4	2:15.706	45.504	50.576	39.626	144.6	9:05.736
8	2:10.769	44.331	48.946	37.492	150.1	17:30.534	5	2:14.391	45.864	50.301	38.226	146.0	11:20.127
9	2:10.812	44.450	48.785	37.577	150.0	19:41.346	6	2:13.629	45.307	50.084	38.238	146.9	13:33.756
10	2:11.137	44.531	48.981	37.625	149.6	21:52.483	7	2:14.139	45.267	50.351	38.521	146.3	15:47.895
11	2:11.517	44.588	49.147	37.782	149.2	24:04.000	8	2:15.864	46.377	50.970	38.517	144.4	18:03.759
12	2:13.344	44.927	50.622	37.795	147.2	26:17.344	9	2:13.976	45.556	50.323	38.097	146.5	20:17.735
99 Philip HAMPRECHT DEU Team StarChase							10	2:15.860	45.780	51.589	38.491	144.4	22:33.595
1	2:14.693	47.732	49.450	37.511	140.6	2:14.693	11	2:14.313	45.268	50.765	38.280	146.1	24:47.908
2	2:09.655	44.158	48.139	37.358	151.4	4:24.348	12	2:14.697	45.474	50.863	38.360	145.7	27:02.605
3	2:09.128	43.818	48.057	37.253	152.0	6:33.476	99 Philip HAMPRECHT DEU Team StarChase						
4	2:09.588	44.096	48.033	37.459	151.4	8:43.064	1	2:14.693	47.732	49.450	37.511	140.6	2:14.693
5	2:09.961	44.135	48.345	37.481	151.0	10:53.025	2	2:09.655	44.158	48.139	37.358	151.4	4:24.348
6	2:09.704	44.085	48.334	37.285	151.3	13:02.729	3	2:09.128	43.818	48.057	37.253	152.0	6:33.476