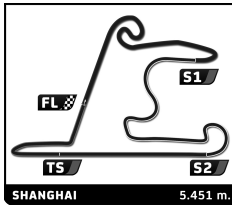


Porsche Carrera Cup Asia
6 Hours of Shanghai
Race 2

Analysis

■ Personal Best ■ Session Best B Crossing the finish line in pit lane

Lap	Time	Sector 1	Sector 2	Sector 3	Kph	Elapsed	Lap	Time	Sector 1	Sector 2	Sector 3	Kph	Elapsed
1	Chris VAN DER DRIFT					NZL	1	2:19.613	51.343	49.868	38.402	135.6	2:19.613
	Kamlung Racing						2	2:12.632	45.307	49.371	37.954	148.0	4:32.245
							3	2:11.659	44.774	49.140	37.745	149.0	6:43.904
1	2:11.888	45.599	48.093	38.196	143.6	2:11.888	4	2:12.286	44.931	49.540	37.815	148.3	8:56.190
2	2:09.628	44.422	48.027	37.179	151.4	4:21.516	5	2:12.228	44.919	49.405	37.904	148.4	11:08.418
3	2:08.629	43.562	47.912	37.155	152.6	6:30.145	6	2:15.138	44.778	49.712	40.648	145.2	13:23.556
4	2:29.614	44.069	1:01.523	44.022	131.2	8:59.759	7	3:00.143	48.868	1:03.765	1:07.510	108.9	16:23.699
5	2:16.183	46.805	51.172	38.206	144.1	11:15.942	8	3:09.851	1:01.230	1:07.083	1:01.538	103.4	19:33.550
6	2:14.275	44.648	49.991	39.636	146.1	13:30.217	9	2:15.204	45.607	51.086	38.511	145.1	21:48.754
7	2:56.201	45.439	1:03.233	1:07.529	111.4	16:26.418	10	2:13.998	45.829	50.220	37.949	146.4	24:02.752
8	3:08.867	1:01.508	1:06.419	1:00.940	103.9	19:35.285	11	2:13.377	45.337	49.991	38.049	147.1	26:16.129
9	2:12.953	45.203	49.771	37.979	147.6	21:48.238	12	2:14.878	45.130	50.382	39.366	145.5	28:31.007
10	2:11.907	44.664	49.674	37.569	148.8	24:00.145							
11	2:11.147	44.413	49.006	37.728	149.6	26:11.292							
12	2:11.210	44.612	49.131	37.467	149.6	28:22.502							
2	Kenneth LAU					HKG	11	Jeffrey CHIANG					TPE
	Prince Racing							Earl Bamber Motorsport					
1	2:36.102	58.413	54.006	43.683	121.3	2:36.102	1	2:23.890	53.827	51.165	38.898	131.6	2:23.890
2	2:18.673	47.773	51.761	39.139	141.5	4:54.775	2	2:15.318	46.852	49.970	38.496	145.0	4:39.208
3	2:18.044	46.940	51.295	39.809	142.2	7:12.819	3	2:14.027	45.605	49.995	38.427	146.4	6:53.235
4	2:19.066	49.108	51.177	38.781	141.1	9:31.885	4	2:13.292	45.396	49.843	38.053	147.2	9:06.527
5	2:15.953	46.402	50.914	38.637	144.3	11:47.838	5	2:14.803	45.580	50.162	39.061	145.6	11:21.330
6	2:18.856	46.569	52.447	39.840	141.3	14:06.694	6	2:15.545	46.107	50.108	39.330	144.8	13:36.875
7	2:26.177	49.790	52.108	44.279	134.2	16:32.871	7	2:52.077	46.294	58.728	1:07.055	114.0	16:28.952
8	3:11.339	1:06.368	1:04.273	1:00.698	102.6	19:44.210	8	3:09.461	1:02.581	1:05.288	1:01.592	103.6	19:38.413
9	2:18.933	47.513	52.436	38.984	141.2	22:03.143	9	2:15.601	46.379	50.618	38.604	144.7	21:54.014
10	2:18.800	46.817	52.382	39.601	141.4	24:21.943	10	2:15.536	46.137	50.633	38.766	144.8	24:09.550
11	2:21.188	46.928	53.915	40.345	139.0	26:43.131	11	2:16.544	46.840	51.005	38.699	143.7	26:26.094
12	2:18.333	48.134	50.942	39.257	141.9	29:01.464	12	2:15.931	45.993	50.941	38.997	144.4	28:42.025
7	Jiaqi LI					CHN	12	Will BAMBER					NZL
	LI Jiaqi							Earl Bamber Motorsport					
1	2:30.606	55.693	51.308	43.605	125.7	2:30.606	1	2:11.908	46.617	47.522	37.769	143.6	2:11.908
2	2:16.359	46.660	50.388	39.311	143.9	4:46.965	2	2:09.910	44.672	47.902	37.336	151.1	4:21.818
3	2:15.042	45.723	50.242	39.077	145.3	7:02.007	3	2:08.590	43.565	47.741	37.284	152.6	6:30.408
4	2:16.245	46.380	50.917	38.948	144.0	9:18.252	4	2:50.041 B	43.693	1:10.281	56.067	115.4	9:20.449
5	2:13.874	45.482	50.087	38.305	146.6	11:32.126							
6	2:16.003	45.399	51.518	39.086	144.3	13:48.129							
7	2:41.316	46.411	51.316	1:03.589	121.6	16:29.445							
8	3:09.826	1:03.369	1:04.983	1:01.474	103.4	19:39.271							
9	2:16.235	46.031	50.995	39.209	144.0	21:55.506							
10	2:16.443	46.067	51.335	39.041	143.8	24:11.949							
11	2:17.099	46.176	52.016	38.907	143.1	26:29.048							
12	2:16.220	45.761	51.115	39.344	144.1	28:45.268							
8	Sontaya KUNPLOME					THA	15	Tanart SATHIENTHIRAKUL					THA
	Racing Spirit Thailand							Est Cola PTT					
1	2:30.786	57.365	52.076	41.345	125.6	2:30.786	1	2:13.074	46.986	48.509	37.579	142.3	2:13.074
2	2:17.498	47.607	50.974	38.917	142.7	4:48.284	2	2:09.635	44.146	48.042	37.447	151.4	4:22.709
3	2:16.191	46.486	51.020	38.685	144.1	7:04.475	3	2:08.809	43.809	47.785	37.215	152.3	6:31.518
4	2:16.269	46.691	50.821	38.757	144.0	9:20.744	4	2:09.250	43.762	48.204	37.284	151.8	8:40.768
5	2:15.377	46.795	50.205	38.377	145.0	11:36.121	5	2:09.225	44.021	47.961	37.243	151.9	10:49.993
6	2:23.865	46.195	52.669	45.001	136.4	13:59.986	6	2:12.747	44.130	48.286	40.331	147.8	13:02.740
							7	3:17.801	1:00.602	1:09.009	1:08.190	99.2	16:20.541
							8	3:10.003	1:01.145	1:07.685	1:01.173	103.3	19:30.544
							9	2:10.820	44.505	48.562	37.753	150.0	21:41.364
							10	2:10.930	44.409	48.385	38.136	149.9	23:52.294
							11	2:11.560	44.933	48.835	37.792	149.2	26:03.854
							12	2:10.684	44.429	48.533	37.722	150.2	28:14.538
9	Chao LI					CHN	16	Benny SIMONSEN					DNK
	Porsche Beijing Central & Goldenport							Modena Motorsports					
1	2:46.928 B	48.489	48.745	1:09.694	113.4	2:46.928	1	2:46.928 B	48.489	48.745	1:09.694	113.4	2:46.928
2	3:10.889	1:45.032	48.068	37.789	102.8	5:57.817	2	3:10.889	1:45.032	48.068	37.789	102.8	5:57.817
3	2:12.483	43.958	47.985	40.540	148.1	8:10.300	3	2:12.483	43.958	47.985	40.540	148.1	8:10.300
4	2:10.885	44.624	48.117	38.144	149.9	10:21.185	4	2:10.885	44.624	48.117	38.144	149.9	10:21.185
5	2:11.060	44.574	48.532	37.954	149.7	12:32.245	5	2:11.060	44.574	48.532	37.954	149.7	12:32.245



Porsche Carrera Cup Asia 6 Hours of Shanghai Race 2

Analysis

■ Personal Best ■ Session Best B Crossing the finish line in pit lane

Lap	Time	Sector 1	Sector 2	Sector 3	Kph	Elapsed
6	2:15.293	45.993	50.796	38.504	145.0	14:47.538
7	2:12.302	45.003	49.175	38.124	148.3	16:59.840
8	2:45.457	45.527	59.272	1:00.658	118.6	19:45.297
9	2:14.350	45.381	50.833	38.136	146.1	21:59.647
10	2:14.694	46.093	50.473	38.128	145.7	24:14.341
11	2:12.840	44.575	50.002	38.263	147.7	26:27.181
12	2:11.447	44.710	48.770	37.967	149.3	28:38.628

17 **Yui Sum FUNG** HKG
Arrows Racing

1	2:35.457	59.521	54.384	41.552	121.8	2:35.457
2	2:20.211	47.465	52.051	40.695	140.0	4:55.668
3	2:19.075	46.877	52.292	39.906	141.1	7:14.743
4	2:19.375	47.960	51.832	39.583	140.8	9:34.118
5	2:17.874	46.442	52.117	39.315	142.3	11:51.992
6	2:22.377	46.765	53.512	42.100	137.8	14:14.369
7	2:23.020	49.473	52.674	40.873	137.2	16:37.389
8	3:07.674	1:02.431	1:04.354	1:00.889	104.6	19:45.063
9	2:20.787	47.976	52.872	39.939	139.4	22:05.850
10	2:19.751	47.719	52.220	39.812	140.4	24:25.601
11	2:20.020	47.624	52.640	39.756	140.1	26:45.621
12	2:21.178	47.754	52.851	40.573	139.0	29:06.799

18 **Marcel TJIA** HKG
OpenRoad Racing

1	2:33.054	58.801	54.123	40.130	123.7	2:33.054
2	2:17.384	46.965	51.242	39.177	142.8	4:50.438
3	2:17.501	46.984	50.696	39.821	142.7	7:07.939
4	2:16.216	46.921	50.513	38.782	144.1	9:24.155
5	2:16.276	46.307	50.831	39.138	144.0	11:40.431
6	2:23.056	45.853	55.014	42.189	137.2	14:03.487
7	2:28.569	52.154	52.265	44.150	132.1	16:32.056
8	3:11.108	1:06.114	1:04.695	1:00.299	102.7	19:43.164
9	2:19.451	47.272	53.078	39.101	140.7	22:02.615
10	2:16.955	46.692	50.646	39.617	143.3	24:19.570
11	2:22.681	47.947	54.419	40.315	137.5	26:42.251
12	2:18.534	46.668	52.044	39.822	141.7	29:00.785

21 **Francis TJIA** HKG
OpenRoad Racing

1	2:18.276	49.614	49.530	39.132	137.0	2:18.276
2	2:12.125	45.308	48.978	37.839	148.5	4:30.401
3	2:11.641	44.863	49.095	37.683	149.1	6:42.042
4	2:11.680	44.746	49.060	37.874	149.0	8:53.722
5	2:12.561	45.463	49.302	37.796	148.0	11:06.283
6	2:15.411	45.538	49.203	40.670	144.9	13:21.694
7	3:00.937	47.665	1:05.651	1:07.621	108.5	16:22.631
8	3:09.341	1:00.500	1:07.585	1:01.256	103.6	19:31.972
9	2:13.171	45.342	49.454	38.375	147.4	21:45.143
10	2:12.457	45.276	49.262	37.919	148.2	23:57.600
11	2:12.578	45.087	49.452	38.039	148.0	26:10.178
12	2:12.844	45.139	49.508	38.197	147.7	28:23.022

22 **Yuk Lung SIU** HKG
LKM Racing

1	2:31.028	56.834	51.995	42.199	125.4	2:31.028
2	2:18.240	48.036	51.153	39.051	142.0	4:49.268

3	2:16.570	46.772	51.160	38.638	143.7	7:05.838
4	2:16.130	46.403	50.693	39.034	144.2	9:21.968
5	2:15.466	46.329	50.458	38.679	144.9	11:37.434
6	2:23.778	46.545	54.717	42.516	136.5	14:01.212
7	2:29.616	52.244	53.306	44.066	131.2	16:30.828
8	3:11.201	1:05.000	1:05.849	1:00.352	102.6	19:42.029
9	2:19.628	47.884	52.591	39.153	140.5	22:01.657
10	2:20.609	47.017	53.476	40.116	139.6	24:22.266
11	2:21.056	48.315	52.636	40.105	139.1	26:43.322
12	2:21.458	48.432	52.681	40.345	138.7	29:04.780

23 **Paul TRESIDDER** AUS
Paul TRESIDDER

1	2:42.665	B	55.052	51.529	56.084	116.4	2:42.665
---	----------	---	--------	---------------	--------	-------	----------

27 **Adrian Henry D'SILVA** MYS
Earl Bamber Motorsport

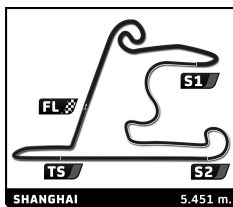
1	2:32.295	58.638	53.738	39.919	124.3	2:32.295
2	2:17.440	47.278	51.400	38.762	142.8	4:49.735
3	2:18.187	46.957	51.230	40.000	142.0	7:07.922
4	2:15.150	46.192	50.278	38.680	145.2	9:23.072
5	2:15.299	46.660	50.119	38.520	145.0	11:38.371
6	2:23.898	46.210	56.268	41.420	136.4	14:02.269
7	2:28.949	52.407	52.623	43.919	131.7	16:31.218
8	3:11.350	1:05.930	1:05.006	1:00.414	102.6	19:42.568
9	2:16.673	47.049	50.988	38.636	143.6	21:59.241
10	2:18.730	46.979	51.080	40.671	141.5	24:17.971
11	2:26.329	49.027	55.501	41.801	134.1	26:44.300
12	2:21.935	48.593	52.663	40.679	138.3	29:06.235

28 **John SHEN** HKG
Modena Motorsports

1	2:21.685	52.903	50.431	38.351	133.7	2:21.685
2	2:13.794	45.676	49.889	38.229	146.7	4:35.479
3	2:13.572	45.540	49.762	38.270	146.9	6:49.051
4	2:13.367	45.289	50.121	37.957	147.1	9:02.418
5	2:13.965	45.588	50.208	38.169	146.5	11:16.383
6	2:14.897	45.309	50.184	39.404	145.5	13:31.280
7	2:55.847	46.008	1:02.276	1:07.563	111.6	16:27.127
8	3:09.084	1:01.885	1:06.412	1:00.787	103.8	19:36.211
9	2:14.395	45.740	50.829	37.826	146.0	21:50.606

33 **Antares AU** HKG
Modena Motorsports

1	2:24.314	53.407	50.680	40.227	131.2	2:24.314
2	2:14.614	45.907	49.933	38.774	145.8	4:38.928
3	2:12.750	45.068	49.626	38.056	147.8	6:51.678
4	2:13.847	46.181	49.608	38.058	146.6	9:05.525
5	2:12.598	45.170	49.381	38.047	148.0	11:18.123
6	2:14.214	45.087	49.629	39.498	146.2	13:32.337
7	2:55.140	45.363	1:02.193	1:07.584	112.0	16:27.477
8	3:09.188	1:02.033	1:06.425	1:00.730	103.7	19:36.665
9	2:14.486	45.948	50.434	38.104	145.9	21:51.151
10	2:13.379	45.654	49.487	38.238	147.1	24:04.530
11	2:13.307	45.394	49.473	38.440	147.2	26:17.837
12	2:13.779	45.261	50.044	38.474	146.7	28:31.616

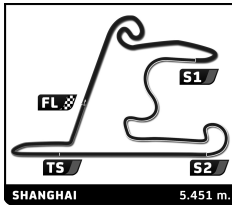


Porsche Carrera Cup Asia
6 Hours of Shanghai
Race 2

Analysis

■ Personal Best ■ Session Best ■ Crossing the finish line in pit lane

Lap	Time	Sector 1	Sector 2	Sector 3	Kph	Elapsed	Lap	Time	Sector 1	Sector 2	Sector 3	Kph	Elapsed	
55	Jinlong BAO CHN						6	2:12.367	44.351	48.882	39.134	148.3	13:27.033	
	Zheng Tong Auto						7	2:57.781	46.627	1:03.928	1:07.226	110.4	16:24.814	
1	2:19.219	50.907	49.749	38.563	136.0	2:19.219	8	3:09.474	1:01.481	1:06.894	1:01.099	103.6	19:34.288	
2	2:12.332	45.276	49.267	37.789	148.3	4:31.551	9	2:13.513	45.121	50.064	38.328	147.0	21:47.801	
3	2:11.656	44.839	48.947	37.870	149.1	6:43.207	10	2:11.632	44.913	49.058	37.661	149.1	23:59.433	
4	2:12.429	44.843	49.775	37.811	148.2	8:55.636	11	2:11.446	44.790	48.915	37.741	149.3	26:10.879	
5	2:11.621	44.763	49.097	37.761	149.1	11:07.257	12	2:12.438	45.286	49.369	37.783	148.2	28:23.317	
6	2:15.856	45.604	49.202	41.050	144.4	13:23.113								
7	3:00.147	49.093	1:03.574	1:07.480	108.9	16:23.260								
8	3:09.860	1:01.300	1:06.962	1:01.598	103.4	19:33.120								
9	2:14.589	45.523	50.285	38.781	145.8	21:47.709								
10	2:15.272	46.460	50.150	38.662	145.1	24:02.981								
11	2:17.048	48.693	50.140	38.215	143.2	26:20.029								
12	2:14.957	45.937	49.873	39.147	145.4	28:34.986								
59	Daniel LU WENLONG CHN													
	Porsche China Junior Team													
1	2:35.190	B 48.823	49.091	57.276	122.0	2:35.190								
62	Ahmad F.ALAM IDN													
	Presido Jakarta Ban Racing													
1	2:18.669	50.188	49.932	38.549	136.6	2:18.669								
2	2:12.174	45.204	49.126	37.844	148.5	4:30.843								
3	2:27.576	44.688	1:04.948	37.940	133.0	6:58.419								
4	2:11.416	44.561	49.166	37.689	149.3	9:09.835								
5	2:11.832	44.857	49.055	37.920	148.9	11:21.667								
6	2:12.643	44.887	49.354	38.402	147.9	13:34.310								
7	2:53.680	45.368	1:00.918	1:07.394	113.0	16:27.990								
8	3:09.162	1:02.361	1:06.104	1:00.697	103.7	19:37.152								
9	2:14.495	45.510	50.936	38.049	145.9	21:51.647								
10	2:13.533	45.938	49.682	37.913	147.0	24:05.180								
11	2:13.176	45.373	49.993	37.810	147.4	26:18.356								
12	2:14.290	46.708	49.628	37.954	146.1	28:32.646								
68	Hing Tak MAK HKG													
	Kamlung Racing													
1	2:28.513	54.582	51.423	42.508	127.5	2:28.513								
2	2:16.221	46.370	51.025	38.826	144.1	4:44.734								
3	2:16.626	46.563	50.891	39.172	143.6	7:01.360								
4	2:17.674	46.443	52.524	38.707	142.5	9:19.034								
5	2:16.297	46.042	51.282	38.973	144.0	11:35.331								
6	2:18.620	46.407	52.014	40.199	141.6	13:53.951								
7	2:36.269	47.489	52.587	56.193	125.6	16:30.220								
8	3:10.555	1:04.921	1:05.586	1:00.048	103.0	19:40.775								
9	2:17.577	46.547	51.789	39.241	142.6	21:58.352								
10	2:20.367	46.571	52.052	41.744	139.8	24:18.719								
11	2:23.872	48.532	54.043	41.297	136.4	26:42.591								
12	2:21.801	48.848	52.406	40.547	138.4	29:04.392								
77	Yue CUI CHN													
	Team Jebesen													
1	2:31.154	1:02.072	50.404	38.678	125.3	2:31.154								
2	2:11.324	45.234	48.560	37.530	149.4	4:42.478								
3	2:10.042	44.370	48.276	37.396	150.9	6:52.520								
4	2:10.519	44.687	48.532	37.300	150.4	9:03.039								
5	2:11.627	44.750	49.329	37.548	149.1	11:14.666								
78	Suttituck BUNCHAROEN THA													
	True Visions Motorsports Thailand													
1	2:20.029	51.761	49.950	38.318	135.2	2:20.029								
2	2:12.774	45.571	49.280	37.923	147.8	4:32.803								
3	2:12.677	44.633	50.190	37.854	147.9	6:45.480								
4	2:11.797	44.524	49.737	37.536	148.9	8:57.277								
5	2:12.118	44.807	49.539	37.772	148.5	11:09.395								
6	2:15.661	44.612	49.530	41.519	144.7	13:25.056								
7	2:59.323	47.993	1:04.020	1:07.310	109.4	16:24.379								
8	3:09.707	1:01.324	1:06.869	1:01.514	103.4	19:34.086								
9	2:15.357	45.999	51.321	38.037	145.0	21:49.443								
10	2:13.884	45.510	50.243	38.131	146.6	24:03.327								
11	2:13.337	45.271	49.959	38.107	147.2	26:16.664								
12	2:14.185	45.177	50.055	38.953	146.2	28:30.849								
86	Martin RAGGINGER AUT													
	Team Porsche Holding													
1	2:12.507	46.873	48.006	37.628	142.9	2:12.507								
2	2:09.642	44.320	47.920	37.402	151.4	4:22.149								
3	2:08.535	43.636	47.565	37.334	152.7	6:30.684								
4	2:08.683	43.831	47.633	37.219	152.5	8:39.367								
5	2:08.397	43.636	47.588	37.173	152.8	10:47.764								
6	2:14.028	43.707	47.849	42.472	146.4	13:01.792								
7	3:17.826	1:00.563	1:09.266	1:07.997	99.2	16:19.618								
8	3:10.419	1:01.500	1:07.782	1:01.137	103.1	19:30.037								
9	2:10.994	44.305	48.444	38.245	149.8	21:41.031								
10	2:11.017	44.041	48.528	38.448	149.8	23:52.048								
11	2:11.037	44.618	48.815	37.604	149.8	26:03.085								
12	2:09.668	43.851	48.299	37.518	151.3	28:12.753								
88	Bo YUAN CHN													
	Porsche Shanghai Waigaoqiao & Pudo													
1	2:22.839	54.222	50.022	38.595	132.6	2:22.839								
2	2:11.648	44.228	48.318	39.102	149.1	4:34.487								
3	2:10.104	44.239	48.313	37.552	150.8	6:44.591								
4	2:09.944	43.994	48.675	37.275	151.0	8:54.535								
5	2:09.997	44.265	48.166	37.566	151.0	11:04.532								
98	Eric KWONG HKG													
	KiddyWorld Racing													
1	2:21.135	52.317	50.297	38.521	134.2	2:21.135								
2	2:13.261	44.932	49.966	38.363	147.3	4:34.396								
3	2:12.418	45.008	49.463	37.947	148.2	6:46.814								
4	2:14.186	46.317	49.755	38.114	146.2	9:01.000								
5	2:13.462	45.315	49.787	38.360	147.0	11:14.462								
6	2:14.187	45.792	49.805	38.590	146.2	13:28.649								
7	2:56.771	45.670	1:03.882	1:07.219	111.0	16:25.420								
8	3:09.599	1:02.132	1:06.432	1:01.035	103.5	19:35.019								
9	2:15.242	46.003	50.859	38.380	145.1	21:50.261								



Porsche Carrera Cup Asia
6 Hours of Shanghai
Race 2

Analysis

■ Personal Best ■ Session Best B Crossing the finish line in pit lane

Lap	Time	Sector 1	Sector 2	Sector 3	Kph	Elapsed	Lap	Time	Sector 1	Sector 2	Sector 3	Kph	Elapsed
99	Philip HAMPRECHT DEU												
	Team StarChase												
1	2:11.984	46.010	47.620	38.354	143.5	2:11.984							
2	2:08.427	43.736	47.440	37.251	152.8	4:20.411							
3	2:08.432	43.534	47.556	37.342	152.8	6:28.843							
4	2:08.432	43.562	47.570	37.300	152.8	8:37.275							
5	2:09.013	43.750	47.871	37.392	152.1	10:46.288							
6	2:14.711	43.795	48.155	42.761	145.7	13:00.999							
7	3:18.023	1:00.617	1:09.378	1:08.028	99.1	16:19.022							
8	3:10.569	1:01.786	1:07.636	1:01.147	103.0	19:29.591							
9	2:11.108	44.751	48.260	38.097	149.7	21:40.699							
10	2:11.187	44.127	48.635	38.425	149.6	23:51.886							
11	2:11.549	44.630	49.017	37.902	149.2	26:03.435							
12	2:09.786	44.024	48.326	37.436	151.2	28:13.221							
918	Sandra VAN DER SLOOT NLD												
	Absolute Racing												
1	2:14.088	47.642	48.500	37.946	141.2	2:14.088							
2	2:10.321	44.520	48.275	37.526	150.6	4:24.409							
3	2:10.438	44.275	48.241	37.922	150.4	6:34.847							
4	2:11.033	44.464	48.450	38.119	149.8	8:45.880							
5	2:11.601	44.848	48.689	38.064	149.1	10:57.481							
6	2:12.588	44.482	48.640	39.466	148.0	13:10.069							
7	3:11.207	54.358	1:08.726	1:08.123	102.6	16:21.276							
8	3:10.139	1:01.105	1:07.619	1:01.415	103.2	19:31.415							
9	2:12.633	45.305	49.213	38.115	148.0	21:44.048							
10	2:11.865	44.651	49.049	38.165	148.8	23:55.913							
11	2:11.954	45.267	48.749	37.938	148.7	26:07.867							
12	2:12.257	44.869	48.948	38.440	148.4	28:20.124							