

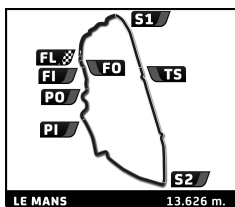
FIA WEC 88^e Edition des 24 Heures du Mans Free Practice 1



Sector Analysis

Lap under Red Flag							Invalidated Lap							Personal Best							Session Best							B Crossing the pit lane																																																																																																																																			
Lap	D	Time	Sector 1	Sector 2	Sector 3	T. Spd	Elapsed	Lap	D	Time	Sector 1	Sector 2	Sector 3	T. Spd	Elapsed	Lap	D	Time	Sector 1	Sector 2	Sector 3	T. Spd	Elapsed	Lap	D	Time	Sector 1	Sector 2	Sector 3	T. Spd	Elapsed																																																																																																																																
1		Rebellion Racing 1. Bruno SENNA 2. Norman NATO										Rebellion R13 - Gibson LMP1 3. Gustavo MENEZES																																																																																																																																																			
1	3	5:51.601 B	2:42.169	1:22.226	1:47.206	326.8	5:51.601	15	3	3:34.333	33.443	1:21.345	1:39.545	319.1	1:23:29.126	16	3	3:35.879	34.947	1:20.689	1:40.243	339.1	1:27:05.005	17	3	3:30.360	33.230	1:20.510	1:36.620	326.8	1:30:35.365	18	3	3:30.498	33.667	1:19.932	1:36.899	338.1	1:34:05.863	19	3	3:31.037	32.412	1:22.537	1:36.088	339.1	1:37:36.900	20	3	3:27.949	32.220	1:18.481	1:37.248	337.0	1:41:04.849	21	3	3:25.216	31.916	1:18.934	1:34.366	291.6	1:44:30.065	22	3	6:21.866 B	31.887	1:20.286	4:29.693	341.3	1:50:51.931	23	2	23:41.943	...	1:48.585	1:42.442	332.9	2:14:33.874	24	2	4:41.021	33.626	2:27.933	1:39.462	340.2	2:19:14.895	25	2	3:33.168	33.163	1:19.200	1:40.805	341.3	2:22:48.063	26	2	3:30.662	34.082	1:20.272	1:36.308	339.1	2:26:18.725	27	2	3:41.994 B	33.412	1:18.598	1:49.984	341.3	2:30:00.719	28	1	11:19.233	8:15.885	1:23.349	1:39.999	310.9	2:41:19.952	29	1	3:30.609	32.957	1:19.601	1:38.051	339.1	2:44:50.561	30	1	3:29.804	33.936	1:19.760	1:36.108	341.3	2:48:20.365	31	1	3:31.019	34.855	1:19.160	1:37.004	339.1	2:51:51.384	32	1	4:07.156	32.601	1:18.557	2:15.998	340.2	2:55:58.540	33	1	4:06.573	32.827	1:19.286	2:14.460	327.8	3:00:05.113
3		Rebellion Racing 1. Romain DUMAS 2. Nathanaël BERTHON										Rebellion R13 - Gibson LMP1 3. Louis DELETRAZ																																																																																																																																																			
1	1	4:34.651 B	1:00.973	1:40.184	1:53.494	207.6	4:34.651	15	3	3:34.333	33.443	1:21.345	1:39.545	319.1	1:23:29.126	16	3	3:35.879	34.947	1:20.689	1:40.243	339.1	1:27:05.005	17	3	3:30.360	33.230	1:20.510	1:36.620	326.8	1:30:35.365	18	3	3:30.498	33.667	1:19.932	1:36.899	338.1	1:34:05.863	19	3	3:31.037	32.412	1:22.537	1:36.088	339.1	1:37:36.900	20	3	3:27.949	32.220	1:18.481	1:37.248	337.0	1:41:04.849	21	3	3:25.216	31.916	1:18.934	1:34.366	291.6	1:44:30.065	22	3	6:21.866 B	31.887	1:20.286	4:29.693	341.3	1:50:51.931	23	2	23:41.943	...	1:48.585	1:42.442	332.9	2:14:33.874	24	2	4:41.021	33.626	2:27.933	1:39.462	340.2	2:19:14.895	25	2	3:33.168	33.163	1:19.200	1:40.805	341.3	2:22:48.063	26	2	3:30.662	34.082	1:20.272	1:36.308	339.1	2:26:18.725	27	2	3:41.994 B	33.412	1:18.598	1:49.984	341.3	2:30:00.719	28	1	11:19.233	8:15.885	1:23.349	1:39.999	310.9	2:41:19.952	29	1	3:30.609	32.957	1:19.601	1:38.051	339.1	2:44:50.561	30	1	3:29.804	33.936	1:19.760	1:36.108	341.3	2:48:20.365	31	1	3:31.019	34.855	1:19.160	1:37.004	339.1	2:51:51.384	32	1	4:07.156	32.601	1:18.557	2:15.998	340.2	2:55:58.540	33	1	4:06.573	32.827	1:19.286	2:14.460	327.8	3:00:05.113
4		Bykolles Racing Team 1. Tom DILLMANN 2. Bruno SPENGLER										ENSO CLM P1/01 - Gibson LMP1 3. Oliver WEBB																																																																																																																																																			
1	3	4:27.447 B	50.735	1:31.236	2:05.476	241.5	4:27.447	15	3	3:34.333	33.443	1:21.345	1:39.545	319.1	1:23:29.126	16	3	3:35.879	34.947	1:20.689	1:40.243	339.1	1:27:05.005	17	3	3:30.360	33.230	1:20.510	1:36.620	326.8	1:30:35.365	18	3	3:30.498	33.667	1:19.932	1:36.899	338.1	1:34:05.863	19	3	3:31.037	32.412	1:22.537	1:36.088	339.1	1:37:36.900	20	3	3:27.949	32.220	1:18.481	1:37.248	337.0	1:41:04.849	21	3	3:25.216	31.916	1:18.934	1:34.366	291.6	1:44:30.065	22	3	6:21.866 B	31.887	1:20.286	4:29.693	341.3	1:50:51.931	23	2	23:41.943	...	1:48.585	1:42.442	332.9	2:14:33.874	24	2	4:41.021	33.626	2:27.933	1:39.462	340.2	2:19:14.895	25	2	3:33.168	33.163	1:19.200	1:40.805	341.3	2:22:48.063	26	2	3:30.662	34.082	1:20.272	1:36.308	339.1	2:26:18.725	27	2	3:41.994 B	33.412	1:18.598	1:49.984	341.3	2:30:00.719	28	1	11:19.233	8:15.885	1:23.349	1:39.999	310.9	2:41:19.952	29	1	3:30.609	32.957	1:19.601	1:38.051	339.1	2:44:50.561	30	1	3:29.804	33.936	1:19.760	1:36.108	341.3	2:48:20.365	31	1	3:31.019	34.855	1:19.160	1:37.004	339.1	2:51:51.384	32	1	4:07.156	32.601	1:18.557	2:15.998	340.2	2:55:58.540	33	1	4:06.573	32.827	1:19.286	2:14.460	327.8	3:00:05.113
1	3	4:27.447 B	50.735	1:31.236	2:05.476	241.5	4:27.447	15	3	4:27.447 B	50.735	1:31.236	2:05.476	241.5	4:27.447	16	3	7:34.802	4:24.219	1:24.762	1:45.821	291.6	12:02.249	17	3	3:34.365	33.632	1:21.749	1:38.984	322.0	15:36.614	18	3	3:28.442	32.499	1:20.080	1:35.863	326.8	19:05.056	19	3	3:44.049 B	32.851	1:21.404	1:49.794	323.9	22:49.105	20	3	11:07.609	8:04.484	1:21.910	1:41.215	321.0	33:56.714	21	3	3:32.217	32.675	1:21.883	1:37.659	326.8	37:28.931	22	3	3:28.506	32.389	1:19.577	1:36.540	323.9	40:57.437	23	3	3:50.031 B	35.786	1:22.391	1:51.854	324.9	44:47.468	24	3	16:20.836	...	1:23.081	1:39.436	306.5	1:01:08.304	25	3	3:29.419	32.782	1:20.430	1:36.207	322.9	1:04:37.723	26	3	3:30.372	32.284	1:20.271	1:37.817	324.9	1:08:08.095	27	3	3:31.595	32.520	1:20.690	1:38.385	323.9	1:11:39.690	28	3	3:29.955	32.215	1:20.673	1:37.067	329.8	1:15:09.645	29	3	3:29.075	32.159	1:19.692	1:37.224	326.8	1:18:38.720	30	3	3:31.723	32.761	1:19.739	1:39.223	326.8	1:22:10.443	31	3	3:47.705 B	33.878	1:21.982	1:51.845	295.6	1:25:58.148	32	3	12:55.387	9:36.880	1:26.568	1:51.939	303.0	1:38:53.535	33	3	3:43.262	36.713	1:23.282	1:43.267	324.9	1:42:36.797





FIA WEC

88^e Edition des 24 Heures du Mans

Free Practice 1

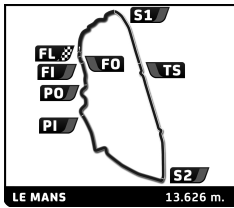


Sector Analysis

Lap under Red Flag Invalidated Lap Personal Best Session Best B Crossing the pit lane

Lap	D	Time	Sector 1	Sector 2	Sector 3	T. Spd	Elapsed	Lap	D	Time	Sector 1	Sector 2	Sector 3	T. Spd	Elapsed
32	1	4:07.159	32.879	1:20.073	2:14.207	325.8	2:53:44.089	15	3	3:29.197	32.964	1:18.330	1:37.903	315.4	1:38:55.632
33	1	4:09.090	33.830	1:20.766	2:14.494	326.8	2:57:53.179	16	3	3:24.816	32.510	1:17.756	1:34.550	307.3	1:42:20.448
34	1	4:04.991	33.652	1:19.406	2:11.933	332.9	3:01:58.170	17	3	3:32.532 B	32.955	1:17.540	1:42.037	303.9	1:45:52.980
7 Toyota Gazoo Racing Toyota TS050 - Hybrid								18 3 10:28.351 B 2:10.618 4:20.010 3:57.723 78.8 1:56:21.331							
1. Mike CONWAY 3. Jose Maria LOPEZ LMP1 - H								19 3 14:56.564 ... 1:22.265 1:37.755 280.3 2:11:17.895							
2. Kamui KOBAYASHI								20 3 4:37.016 34.037 2:27.473 1:35.506 298.8 2:15:54.911							
1	1	3:43.816	38.784	1:25.520	1:39.512	317.2	3:43.816	21	3	4:33.670	33.157	2:26.630	1:33.883	321.0	2:20:28.581
2	1	3:48.196 B	33.171	1:28.282	1:46.743	303.9	7:32.012	22	3	3:21.951	32.259	1:16.882	1:32.810	318.2	2:23:50.532
3	1	13:10.394 B	9:58.950	1:25.395	1:46.049	323.9	20:42.406	23	3	3:22.957	32.404	1:16.632	1:33.921	319.1	2:27:13.489
4	1	10:39.973 B	7:34.486	1:21.942	1:43.545	330.8	31:22.379	24	3	3:29.049	34.000	1:19.781	1:35.268	316.3	2:30:42.538
5	1	15:31.457	...	1:17.876	1:35.675	321.0	46:53.836	25	3	3:30.885 B	32.575	1:16.577	1:41.733	324.9	2:34:13.423
6	1	4:06.840	32.495	1:17.233	2:17.112	314.5	51:00.676	26	2	4:31.932	38.227	1:19.206	1:34.499	315.4	2:38:45.355
7	1	6:24.393	58.651	3:10.393	2:15.349	115.2	57:25.069	27	2	3:29.890	32.616	1:18.077	1:39.197	321.0	2:42:15.245
8	1	3:22.280	32.626	1:17.451	1:32.203	310.0	1:00:47.349	28	2	3:22.006	32.239	1:17.215	1:32.552	323.9	2:45:37.251
9	1	3:22.669	32.673	1:17.514	1:32.482	308.2	1:04:10.018	29	2	3:21.656	32.538	1:16.480	1:32.638	322.9	2:48:58.907
10	1	3:23.269	32.477	1:18.149	1:32.643	309.1	1:07:33.287	30	2	4:11.480	32.324	1:17.706	2:21.450	325.8	2:53:10.387
11	1	3:29.971 B	32.719	1:17.211	1:40.041	328.8	1:11:03.258	31	2	4:00.992	33.606	1:17.851	2:09.535	325.8	2:57:11.379
12	1	9:17.160	6:23.275	1:17.477	1:36.408	323.9	1:20:20.418	32	2	4:07.918 B	31.988	1:17.778	2:18.152	334.9	3:01:19.297
13	1	3:23.418	32.208	1:16.931	1:34.279	313.6	1:23:43.836	11 Eurointernational Ligier JSP217 - Gibson							
14	1	3:28.029	32.383	1:18.203	1:37.443	316.3	1:27:11.865	1. Adrien TAMBAY 3. Christophe D'ANSEMBOUR LMP2							
15	1	3:28.918	35.054	1:19.530	1:34.334	330.8	1:30:40.783	2. Erik MARIS							
16	1	3:30.544 B	32.615	1:17.299	1:40.630	327.8	1:34:11.327	1	3	3:33:30.686 B	...	1:27.448	1:53.954	301.3	1:33:30.686
17	3	18:33.099 B	...	1:34.457	4:29.803	320.1	1:52:44.426	2	3	7:28.682	4:19.578	1:24.458	1:44.646	326.8	1:40:59.368
18	3	17:50.884	...	1:20.082	1:35.214	321.0	2:10:35.310	3	3	3:43.638	35.138	1:25.261	1:43.239	262.6	1:44:43.006
19	3	3:50.304	32.426	1:44.176	1:33.702	312.7	2:14:25.614	4	3	6:26.506 B	34.997	1:24.149	4:27.360	328.8	1:51:09.512
20	3	4:29.967	32.446	2:25.276	1:32.245	315.4	2:18:55.581	5	3	20:09.297	...	1:28.950	1:45.319	292.2	2:11:18.809
21	3	3:22.529	33.090	1:17.170	1:32.269	318.2	2:22:18.110	6	3	4:49.205	35.353	2:31.012	1:42.840	329.8	2:16:08.014
22	3	3:24.782	32.633	1:16.539	1:35.610	314.5	2:25:42.892	7	3	4:46.788	35.194	2:29.674	1:41.920	329.8	2:20:54.802
23	3	3:25.675	33.149	1:18.891	1:33.635	322.0	2:29:08.567	8	3	3:38.697	34.586	1:22.954	1:41.157	328.8	2:24:33.499
24	3	3:22.930	33.129	1:17.496	1:32.305	325.8	2:32:31.497	9	3	3:38.173	34.674	1:22.518	1:40.981	328.8	2:28:11.672
25	3	3:28.129 B	32.925	1:16.406	1:38.798	332.9	2:35:59.626	10	3	3:37.785	34.523	1:22.567	1:40.695	331.8	2:31:49.457
26	2	9:36.562	6:40.769	1:18.925	1:36.868	324.9	2:45:36.188	11	3	3:40.927	34.305	1:22.292	1:44.330	330.8	2:35:30.384
27	2	3:21.990	32.305	1:16.961	1:32.724	324.9	2:48:58.178	12	3	3:37.149	34.330	1:22.188	1:40.631	330.8	2:39:07.533
28	2	4:14.758	32.475	1:17.848	2:24.435	320.1	2:53:12.936	13	3	3:49.540 B	34.903	1:22.217	1:52.420	326.8	2:42:57.073
29	2	4:00.181	33.986	1:17.789	2:08.406	334.9	2:57:13.117	14	1	7:21.156	3:50.052	1:32.813	1:58.291	248.1	2:50:18.229
30	2	4:08.782 B	32.290	1:16.965	2:19.527	323.9	3:01:21.899	15	1	4:46.060	40.833	1:30.957	2:34.270	235.7	2:55:04.289
8 Toyota Gazoo Racing Toyota TS050 - Hybrid								16 G-Drive Racing by Algarve Aurus 01 - Gibson							
1. Sébastien BUEMI 3. Brendon HARTLEY LMP1 - H								1. Ryan CULLEN 3. Nicholas TANDY LMP2							
2. Kazuki NAKAJIMA								2. Oliver JARVIS							
1	1	3:35.620	36.926	1:21.362	1:37.332	301.3	3:35.620	1	3	8:57.878 B	5:32.952	1:28.335	1:56.591	255.1	8:57.878
2	1	3:30.925	32.559	1:21.510	1:36.856	312.7	7:06.545	2	3	12:52.318	9:39.980	1:28.229	1:44.109	275.3	21:50.196
3	1	3:31.689 B	32.017	1:16.973	1:42.699	316.3	10:38.234	3	3	3:37.921	34.476	1:23.008	1:40.437	324.9	25:28.117
4	1	12:00.640 B	8:49.926	1:25.224	1:45.490	315.4	22:38.874	4	3	3:34.588	33.538	1:21.538	1:39.512	326.8	29:02.705
5	1	6:49.905 B	3:43.175	1:22.517	1:44.213	315.4	29:28.779	5	3	3:38.439	33.820	1:21.523	1:43.096	326.8	32:41.144
6	1	10:34.065 B	7:27.724	1:22.400	1:43.941	314.5	40:02.844	6	3	3:32.096	33.311	1:20.964	1:37.821	327.8	36:13.240
7	1	7:29.512 B	4:20.927	1:23.650	1:44.935	315.4	47:32.356	7	3	3:35.360	34.399	1:21.682	1:39.279	329.8	39:48.600
8	1	18:04.949	...	1:23.034	1:37.232	314.5	1:05:37.305	8	3	3:40.200 B	33.132	1:20.759	1:46.309	328.8	43:28.800
9	1	3:24.665	32.803	1:18.401	1:33.461	316.3	1:09:01.970	9	1	10:34.121	5:08.918	2:16.203	3:09.000	197.0	54:02.921
10	1	3:22.908	32.305	1:17.940	1:32.663	311.8	1:12:24.878	10	1	4:56.183	1:00.915	2:12.851	1:42.417	104.6	58:59.104
11	1	3:31.500 B	32.125	1:16.994	1:42.381	316.3	1:15:56.378	11	1	3:37.186	34.201	1:22.786	1:40.199	323.9	1:02:36.290
12	3	11:15.195	8:07.262	1:25.103	1:42.830	321.0	1:27:11.573	12	1	3:39.678	33.901	1:22.746	1:43.031	326.8	1:06:15.968
13	3	3:39.589 B	34.600	1:20.920	1:44.069	283.9	1:30:51.162								
14	3	4:35.273	1:34.638	1:22.539	1:38.096	309.1	1:35:26.435								





FIA WEC 88^e Edition des 24 Heures du Mans Free Practice 1



Sector Analysis

Lap under Red Flag Invalidated Lap Personal Best Session Best Crossing the pit lane

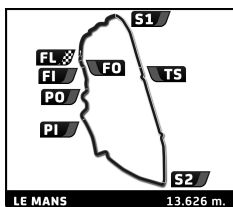
Table with columns: Lap, D, Time, Sector 1, Sector 2, Sector 3, T. Spd, Elapsed. Contains two columns of lap data for various drivers.

Driver profile for IDEC Sport (Jonathan KENNARD) in Oreca 07 - Gibson LMP2. Includes lap times and sector analysis for laps 1-22.

Driver profile for United Autosports (Paul DI RESTA) in Oreca 07 - Gibson LMP2. Includes lap times and sector analysis for laps 1-26.

Driver profile for DragonSpeed USA (Memo ROJAS) in Oreca 07 - Gibson LMP2. Includes lap times and sector analysis for laps 1-4.





FIA WEC 88^e Edition des 24 Heures du Mans Free Practice 1

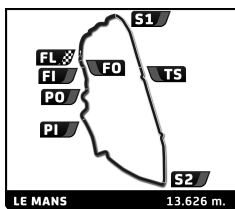


Sector Analysis

Lap under Red Flag Invalidated Lap Personal Best Session Best Crossing the pit lane

Table with columns: Lap, D, Time, Sector 1, Sector 2, Sector 3, T. Spd, Elapsed. Rows include driver details (e.g., Nielsen Racing, Algarve Pro Racing, G-Drive Racing, DragonSpeed USA) and lap-by-lap performance data with highlighted best times.





FIA WEC
88^e Edition des 24 Heures du Mans
 Free Practice 1

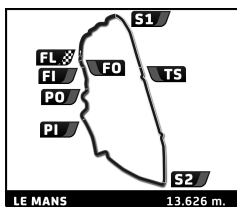


Sector Analysis

Lap under Red Flag Invalidated Lap Personal Best Session Best B Crossing the pit lane

Lap	D	Time	Sector 1	Sector 2	Sector 3	T. Spd	Elapsed	Lap	D	Time	Sector 1	Sector 2	Sector 3	T. Spd	Elapsed									
6	2	6:24.470	B	44.699	3:10.567	2:29.204	106.6	57:47.111	28	2	4:15.890	32.807	1:20.580	2:22.503	325.8	3:03:03.052								
7	3	9:13.468		6:03.359	1:26.122	1:43.987	316.3	1:07:00.579	29 Racing Team Nederland 1.Frits VAN EERD 3.Nyck DE VRIES 2.Giedo VAN DER GARDE Oreca 07 - Gibson LMP2	1	2	34:15.992	...	1:25.090	1:41.372	295.6	34:15.992							
8	3	3:40.384		34.263	1:23.518	1:42.603	320.1	1:10:40.963		2	2	3:34.623	33.499	1:21.506	1:39.618	323.9	37:50.615							
9	3	3:36.224		33.810	1:22.472	1:39.942	324.9	1:14:17.187		3	2	3:32.047	33.396	1:21.502	1:37.149	323.9	41:22.662							
10	3	3:35.683		33.521	1:22.491	1:39.671	321.0	1:17:52.870		4	2	3:32.508	33.270	1:20.653	1:38.585	326.8	44:55.170							
11	3	3:41.977	B	33.415	1:22.150	1:46.412	322.9	1:21:34.847		5	2	3:43.905	B	34.863	1:23.074	1:45.968	325.8	48:39.075						
12	3	12:43.414		9:37.922	1:25.613	1:39.879	312.7	1:34:18.261		6	2	11:35.579	8:34.063	1:22.739	1:38.777	319.1	1:00:14.654							
13	3	3:35.811		33.693	1:22.760	1:39.358	323.9	1:37:54.072		7	2	3:31.462	33.108	1:21.341	1:37.013	325.8	1:03:46.116							
14	3	3:35.293		33.490	1:23.499	1:38.304	316.3	1:41:29.365	8	2	3:31.949	33.069	1:20.428	1:38.452	327.8	1:07:18.065								
15	3	3:34.024		33.533	1:21.878	1:38.613	324.9	1:45:03.389	9	2	3:29.918	32.968	1:20.441	1:36.509	327.8	1:10:47.983								
16	3	6:27.882	B	33.848	1:24.447	4:29.587	324.9	1:51:31.271	10	2	3:51.002	B	33.034	1:23.347	1:54.621	329.8	1:14:38.985							
17	1	20:58.524		...	1:32.988	1:54.040	300.5	2:12:29.795	11	1	11:22.848	8:08.823	1:25.948	1:48.077	323.9	1:26:01.833								
18	1	5:02.763		37.189	2:36.224	1:49.350	241.5	2:17:32.558	12	1	3:47.414	37.521	1:25.523	1:44.370	322.9	1:29:49.247								
19	1	4:15.456		35.901	1:49.283	1:50.272	318.2	2:21:48.014	13	1	3:44.242	35.394	1:24.845	1:44.003	324.9	1:33:33.489								
20	1	3:53.823		37.791	1:28.102	1:47.930	277.4	2:25:41.837	14	1	3:43.034	35.908	1:24.437	1:42.689	325.8	1:37:16.523								
21	1	3:49.142		36.406	1:27.216	1:45.520	303.9	2:29:30.979	15	1	3:54.149	B	35.862	1:24.508	1:53.779	325.8	1:41:10.672							
22	1	3:48.331		36.989	1:26.530	1:44.812	322.9	2:33:19.310	16	1	5:45.187	2:21.175	1:24.416	1:59.596	325.8	1:46:55.859								
23	1	3:41.907		34.879	1:24.211	1:42.817	319.1	2:37:01.217	17	1	8:57.221	B	36.067	3:39.619	4:41.535	68.0	1:55:53.080							
24	1	3:43.982		34.884	1:25.102	1:43.996	303.9	2:40:45.199	18	1	17:45.293	...	1:29.255	1:47.384	298.0	2:13:38.373								
25	1	3:47.480		37.333	1:25.282	1:44.865	321.0	2:44:32.679	19	1	4:58.341	36.077	2:35.266	1:46.998	318.2	2:18:36.714								
26	1	3:53.278	B	34.520	1:24.045	1:54.713	322.9	2:48:25.957	20	1	3:47.413	36.299	1:26.669	1:44.445	315.4	2:22:24.127								
27	2	7:01.146		3:23.845	1:23.795	2:13.506	303.0	2:55:27.103	21	1	3:44.710	35.824	1:24.770	1:44.116	320.1	2:26:08.837								
28	2	4:22.216	B	34.642	1:21.642	2:25.932	324.9	2:59:49.319	22	1	3:44.209	35.187	1:24.677	1:44.345	326.8	2:29:53.046								
28									28															
				IDECSport				Oreca 07 - Gibson LMP2																
				1.Paul LAFARGUE	3.Richard BRADLEY																			
				2.Paul Loup CHATIN																				
1	3	4:32.526	B	1:08.203	1:30.669	1:53.654	214.6	4:32.526	23	1	3:53.797	B	35.467	1:27.036	1:51.294	280.3	2:33:46.843							
2	3	11:10.237		8:07.018	1:23.695	1:39.524	322.9	15:42.763	24	3	5:29.828	2:27.051	1:22.997	1:39.780	324.9	2:39:16.671								
3	3	3:37.189		33.259	1:22.411	1:41.519	326.8	19:19.952	25	3	3:32.193	33.098	1:20.895	1:38.200	327.8	2:42:48.864								
4	3	3:34.567		33.164	1:22.420	1:38.983	324.9	22:54.519	26	3	3:35.343	33.874	1:21.589	1:39.880	327.8	2:46:24.207								
5	3	3:42.330	B	33.317	1:23.351	1:45.662	315.4	26:36.849	30 Duqueine Team 1.Jonathan HIRSCHI 3.Tristan GOMMENDY 2.Konstantin TERESCHENKC Oreca 07 - Gibson LMP2							1	3	5:01.134	B	1:36.718	1:26.643	1:57.773	310.9	5:01.134
6	1	7:58.024		4:50.377	1:24.892	1:42.755	303.9	34:34.873								2	3	8:31.941	5:27.927	1:24.372	1:39.642	313.6	13:33.075	
7	1	3:36.716		34.140	1:22.809	1:39.767	325.8	38:11.589								3	3	3:33.805	33.502	1:21.761	1:38.542	325.8	17:06.880	
8	1	3:41.682		37.956	1:22.920	1:40.806	324.9	41:53.271								4	3	3:36.435	34.930	1:22.904	1:38.601	328.8	20:43.315	
9	1	3:35.587		34.164	1:22.468	1:38.955	327.8	45:28.858								5	3	3:44.595	B	34.491	1:23.880	1:46.224	323.9	24:27.910
10	1	3:51.430	B	34.790	1:23.062	1:53.578	324.9	49:20.288								6	3	11:21.661	8:19.276	1:23.702	1:38.683	321.0	35:49.571	
11	2	45:18.747		...	1:24.971	1:39.922	287.7	1:34:39.035								7	3	3:33.382	33.266	1:21.292	1:38.824	325.8	39:22.953	
12	2	3:35.045		34.073	1:21.571	1:39.401	326.8	1:38:14.080	8	3	3:41.175	B	33.723	1:21.181	1:46.271	327.8	43:04.128							
13	2	3:33.877		33.188	1:21.519	1:39.170	326.8	1:41:47.957	9	3	8:24.870	4:58.442	1:22.808	2:03.620	322.9	51:28.998								
14	2	3:33.164		33.248	1:21.259	1:38.657	326.8	1:45:21.121	10	3	6:11.993	40.550	3:10.477	2:20.966	111.1	57:40.991								
15	2	6:21.936	B	33.258	1:22.792	4:25.886	329.8	1:51:43.057	11	3	3:33.019	33.981	1:21.892	1:37.146	328.8	1:01:14.010								
16	3	19:33.951		...	1:24.807	1:40.128	320.1	2:11:17.008	12	3	3:46.694	B	33.670	1:24.363	1:48.661	326.8	1:05:00.704							
17	3	4:43.624		34.040	2:30.160	1:39.424	302.2	2:16:00.632	13	2	11:12.654	8:02.182	1:24.786	1:45.686	322.0	1:16:13.358								
18	3	4:45.705		33.575	2:28.240	1:43.890	329.8	2:20:46.337	14	2	3:38.447	34.228	1:22.648	1:41.571	324.9	1:19:51.805								
19	3	3:31.751		33.039	1:21.261	1:37.451	326.8	2:24:18.088	15	2	3:36.943	34.838	1:22.321	1:39.784	324.9	1:23:28.748								
20	3	3:41.039	B	33.753	1:22.338	1:44.948	326.8	2:27:59.127	16	2	3:44.094	36.210	1:24.140	1:43.744	267.8	1:27:12.842								
21	1	6:31.594		3:26.761	1:23.533	1:41.300	326.8	2:34:30.721	17	2	3:41.493	36.288	1:23.139	1:42.066	330.8	1:30:54.335								
22	1	3:38.044		34.334	1:22.296	1:41.414	324.9	2:38:08.765	18	2	3:34.788	33.303	1:22.938	1:38.547	328.8	1:34:29.123								
23	1	3:37.692		34.741	1:22.452	1:40.499	325.8	2:41:46.457	19	2	3:45.646	B	33.441	1:21.416	1:50.789	326.8	1:38:14.769							
24	1	3:34.162		33.969	1:21.804	1:38.389	326.8	2:45:20.619	20	2	12:19.557	B	6:25.294	1:22.978	4:31.285	324.9	1:50:34.326							
25	1	3:46.155	B	33.642	1:22.060	1:50.453	325.8	2:49:06.774																
26	2	5:32.244		1:52.636	1:24.438	2:15.170	323.9	2:54:39.018																
27	2	4:08.144		33.120	1:21.380	2:13.644	326.8	2:58:47.162																





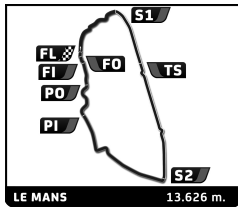
FIA WEC 88^e Edition des 24 Heures du Mans Free Practice 1



Sector Analysis

Table with columns: Lap, D, Time, Sector 1, Sector 2, Sector 3, T. Spd, Elapsed. Includes callouts for drivers like Panis Racing, United Autosports, and Inter Europol Competition.





FIA WEC 88^e Edition des 24 Heures du Mans Free Practice 1

Sector Analysis



Lap	D	Time	Sector 1	Sector 2	Sector 3	T. Spd	Elapsed	Lap	D	Time	Sector 1	Sector 2	Sector 3	T. Spd	Elapsed
-----	---	------	----------	----------	----------	--------	---------	-----	---	------	----------	----------	----------	--------	---------

9	3	5:27.765	B	36.646	2:18.586	2:32.533	263.9	57:54.942
10	1	9:22.502		6:01.377	1:29.004	1:52.121	291.6	1:07:17.444
11	1	3:57.010	B	36.184	1:25.298	1:55.528	326.8	1:11:14.454
12	1	5:07.507		1:52.324	1:25.235	1:49.948	323.9	1:16:21.961
13	1	3:46.345		35.694	1:25.182	1:45.469	329.8	1:20:08.306
14	1	3:42.746		35.090	1:24.191	1:43.465	328.8	1:23:51.052
15	1	3:44.359		37.414	1:24.395	1:42.550	326.8	1:27:35.411
16	1	3:49.624		37.457	1:26.253	1:45.914	332.9	1:31:25.035
17	1	3:51.010	B	34.935	1:24.492	1:51.583	325.8	1:35:16.045
18	2	15:37.119	B	9:38.144	1:29.675	4:29.300	299.7	1:50:53.164
19	2	24:34.014		...	2:23.976	1:47.305	251.0	2:15:27.178
20	2	4:53.036		36.076	2:31.613	1:45.347	325.8	2:20:20.214
21	2	3:40.669		34.612	1:23.773	1:42.284	327.8	2:24:00.883
22	2	3:38.492		34.528	1:22.904	1:41.060	328.8	2:27:39.375
23	2	3:38.569		34.566	1:22.358	1:41.645	330.8	2:31:17.944
24	2	3:39.628		35.726	1:22.598	1:41.304	331.8	2:34:57.572
25	2	3:36.818		34.117	1:22.255	1:40.446	332.9	2:38:34.390
26	2	3:37.581		34.079	1:23.000	1:40.502	310.9	2:42:11.971
27	2	3:36.886		34.036	1:23.202	1:39.648	300.5	2:45:48.857
28	2	3:46.959	B	33.991	1:21.559	1:51.409	330.8	2:49:35.816
29	1	5:45.275		1:57.256	1:27.250	2:20.769	300.5	2:55:21.091
30	1	4:23.704		34.665	1:24.384	2:24.655	325.8	2:59:44.795
31	1	4:20.857		35.031	1:23.146	2:22.680	327.8	3:04:05.652

35 Eurasia Motorsport								Ligier JSP217 - Gibson
1.Nobuya YAMANAKA			3.Roberto MERHI			LMP2		
2.Nicholas FOSTER								
1	3	4:17.341	B	54.522	1:28.847	1:53.972	269.1	4:17.341
2	3	5:35.334		2:28.508	1:24.904	1:41.922	252.8	9:52.675
3	3	3:37.248		33.597	1:24.159	1:39.492	328.8	13:29.923
4	3	3:36.717		33.454	1:23.564	1:39.699	329.8	17:06.640
5	3	3:53.547	B	36.624	1:24.022	1:52.901	305.6	21:00.187
6	1	7:50.298		3:15.929	2:43.468	1:50.901	325.8	28:50.485
7	1	3:57.655		37.116	1:25.811	1:54.728	326.8	32:48.140
8	1	3:54.035		37.891	1:25.998	1:50.146	326.8	36:42.175
9	1	4:04.073	B	38.637	1:26.995	1:58.441	327.8	40:46.248
10	2	8:16.146		5:01.780	1:24.937	1:49.429	326.8	49:02.394
11	2	5:17.217		41.795	1:35.703	2:59.719	235.2	54:19.611
12	2	4:52.735		52.586	2:14.385	1:45.764	87.9	59:12.346
13	2	3:38.601		34.537	1:22.690	1:41.374	328.8	1:02:50.947
14	2	3:36.858		34.033	1:22.338	1:40.487	328.8	1:06:27.805
15	2	3:48.359	B	34.502	1:22.293	1:51.564	331.8	1:10:16.164
16	3	13:04.116		9:54.322	1:24.691	1:45.103	324.9	1:23:20.280
17	3	3:42.083		34.192	1:22.696	1:45.195	327.8	1:27:02.363
18	3	3:38.321		34.509	1:23.821	1:39.991	305.6	1:30:40.684
19	3	3:36.012		34.034	1:22.780	1:39.198	331.8	1:34:16.696
20	3	3:54.375	B	33.535	1:23.954	1:56.886	331.8	1:38:11.071
21	1	34:01.561		...	1:33.472	1:55.602	313.6	2:12:12.632
22	1	5:06.013		37.829	2:33.716	1:54.468	298.8	2:17:18.645
23	1	4:23.639		37.693	1:53.507	1:52.439	290.8	2:21:42.284
24	1	3:52.954		36.890	1:27.366	1:48.698	322.9	2:25:35.238
25	1	3:55.423		38.013	1:28.186	1:49.224	323.9	2:29:30.661
26	1	3:54.559		36.806	1:27.709	1:50.044	322.9	2:33:25.220
27	1	3:51.593		36.721	1:26.771	1:48.101	312.7	2:37:16.813

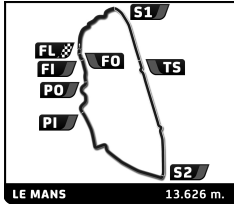
36 Signatech Alpine ELF								Alpine A470 - Gibson
1.André NEGRÃO			3.Thomas LAURENT			LMP2		
2.Pierre RAGUES								

1	1	34:03.480	B	...	1:39.622	1:56.048	242.6	34:03.480
2	1	39:34.175	B	...	1:31.590	1:52.166	271.1	1:13:37.655
3	1	8:02.846		4:57.267	1:23.027	1:42.552	318.2	1:21:40.501
4	1	3:33.836		34.357	1:22.297	1:37.182	322.9	1:25:14.337
5	1	3:36.650		34.055	1:22.236	1:40.359	326.8	1:28:50.987
6	1	3:35.875		33.147	1:21.767	1:40.961	323.9	1:32:26.862
7	1	3:40.617	B	33.808	1:22.274	1:44.535	319.1	1:36:07.479
8	3	6:19.000		3:15.798	1:23.153	1:40.049	320.1	1:42:26.479
9	3	3:33.312		33.456	1:21.478	1:38.378	324.9	1:45:59.791
10	3	6:39.306	B	33.954	1:34.910	4:30.442	324.9	1:52:39.097
11	2	21:19.566		...	1:28.149	1:43.071	309.1	2:13:58.663
12	2	4:48.625		34.142	2:32.367	1:42.116	322.0	2:18:47.288
13	2	3:37.027		34.214	1:22.446	1:40.367	323.9	2:22:24.315
14	2	3:37.256		34.394	1:21.922	1:40.940	323.9	2:26:01.571
15	2	3:43.717		35.176	1:23.736	1:44.805	323.9	2:29:45.288
16	2	3:38.267		34.091	1:23.080	1:41.096	323.9	2:33:23.555
17	2	3:37.964		34.817	1:22.726	1:40.421	322.0	2:37:01.519
18	2	3:36.626		34.990	1:22.623	1:39.013	323.9	2:40:38.145
19	2	3:38.187		35.055	1:22.678	1:40.454	323.9	2:44:16.332
20	2	3:45.181	B	34.571	1:23.679	1:46.931	326.8	2:48:01.513
21	3	5:46.274		2:08.022	1:22.551	2:15.701	295.6	2:53:47.787
22	3	4:13.646		34.327	1:22.912	2:16.407	326.8	2:58:01.433
23	3	4:06.775		33.243	1:20.883	2:12.649	324.9	3:02:08.208

37 Jackie Chan DC Racing								Oreca 07 - Gibson
1.Ho-Pin TUNG			3.Will STEVENS			LMP2		
2.Gabriel AUBRY								

1	3	4:05.463		52.437	1:28.442	1:44.584	251.6	4:05.463
2	3	3:35.602		34.361	1:22.486	1:38.755	324.9	7:41.065
3	3	3:32.522		33.063	1:20.936	1:38.523	330.8	11:13.587
4	3	3:32.421		33.216	1:21.279	1:37.926	328.8	14:46.008
5	3	3:42.574	B	33.096	1:22.134	1:47.344	325.8	18:28.582
6	3	9:25.920		6:21.476	1:25.542	1:38.902	251.6	27:54.502
7	3	3:34.204		33.479	1:22.512	1:38.213	320.1	31:28.706
8	3	3:31.739		33.316	1:21.421	1:37.002	329.8	35:00.445
9	3	3:37.613		34.498	1:21.399	1:41.716	328.8	38:38.058
10	3	3:42.147	B	33.956	1:22.728	1:45.463	326.8	42:20.205
11	1	19:51.176		...	1:24.706	1:44.535	309.1	1:02:11.381
12	1	3:39.429		33.873	1:24.258	1:41.298	312.7	1:05:50.810
13	1	3:36.109		33.760	1:22.097	1:40.252	327.8	1:09:26.919
14	1	3:34.645		33.680	1:21.835	1:39.130	328.8	1:13:01.564
15	1	3:36.594		35.636	1:21.667	1:39.291	327.8	1:16:38.158
16	1	3:44.272	B	33.901	1:21.995	1:48.376	329.8	1:20:22.430
17	1	10:50.227		7:44.973	2:23.249	1:42.005	318.2	1:31:12.657
18	1	3:40.085		33.637	1:21.768	1:44.680	327.8	1:34:52.742
19	1	3:34.094		33.692	1:21.463	1:38.939	327.8	1:38:26.836
20	1	3:42.073	B	34.102	1:21.868	1:46.103	326.8	1:42:08.909





FIA WEC 88^e Edition des 24 Heures du Mans Free Practice 1

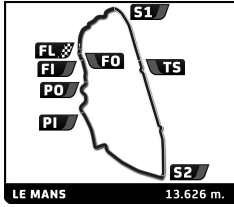


Sector Analysis

Lap under Red Flag Invalidated Lap Personal Best Session Best Crossing the pit lane

Table with columns: Lap, D, Time, Sector 1, Sector 2, Sector 3, T. Spd, Elapsed. Includes driver names and car models like Oreca 07 - Gibson.





FIA WEC

88^e Edition des 24 Heures du Mans

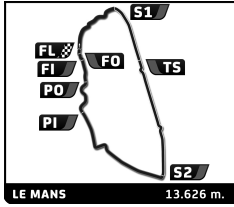
Free Practice 1



Sector Analysis

Lap under Red Flag							Invalidated Lap		Personal Best		Session Best		B Crossing the pit lane		
Lap	D	Time	Sector 1	Sector 2	Sector 3	T. Spd	Elapsed	Lap	D	Time	Sector 1	Sector 2	Sector 3	T. Spd	Elapsed
29	3	8:33.949	5:23.390	1:26.255	1:44.304	322.9	2:36:20.543	20	2	3:45.760	34.015	1:22.837	1:48.908	328.8	2:31:50.363
30	3	3:47.558	36.453	1:26.754	1:44.351	299.7	2:40:08.101	21	1	12:41.523	9:29.197	1:27.082	1:45.244	321.0	2:44:31.886
31	3	3:45.095	34.840	1:24.285	1:45.970	326.8	2:43:53.196	22	1	3:43.403	34.711	1:24.272	1:44.420	323.9	2:48:15.289
32	3	3:43.078	35.302	1:24.073	1:43.703	324.9	2:47:36.274	23	1	4:13.458	34.471	1:23.001	2:15.986	322.9	2:52:28.747
33	3	3:55.000	35.473	1:24.536	1:54.991	310.0	2:51:31.274	24	1	4:26.146	42.614	1:23.996	2:19.536	319.1	2:56:54.893
34	2	5:25.627	1:46.861	1:23.312	2:15.454	324.9	2:56:56.901	25	1	4:23.903	34.527	1:22.863	2:26.513	323.9	3:01:18.796
35	2	4:11.919	35.093	1:22.013	2:14.813	323.9	3:01:08.820								
47	Cetilar Racing		3.Giorgio SERNAGIOTTO		Dallara P217 - Gibson		LMP2	51	AF Corse		3.Daniel SERRA		Ferrari 488 GTE Evo		LMGTE Pro
	1.Roberto LACORTE								1.Alessandro PIER GUIDI						
	2.Andrea BELICCHI								2.James CALADO						
1	2	5:17.644	1:46.288	1:33.447	1:57.909	238.8	5:17.644	1	1	5:31.274	1:47.318	1:39.188	2:04.768	231.2	5:31.274
2	2	38:08.115	...	1:25.240	1:44.778	268.4	43:25.759	2	1	6:45.139	3:22.350	1:32.470	1:50.319	290.8	12:16.413
3	2	3:45.833	33.944	1:22.754	1:49.135	323.9	47:11.592	3	1	4:02.646	37.010	1:30.763	1:54.873	292.4	16:19.059
4	2	18:44.233	...	1:25.813	1:46.869	264.5	1:05:55.825	4	1	17:31.574	...	1:40.210	1:54.416	205.3	33:50.633
5	2	3:37.565	34.113	1:23.032	1:40.420	322.9	1:09:33.390	5	1	4:11.095	38.025	1:33.630	1:59.440	253.9	38:01.728
6	2	3:36.948	33.894	1:22.446	1:40.608	325.8	1:13:10.338	6	1	7:24.931	4:00.529	1:33.926	1:50.476	283.2	45:26.659
7	2	3:42.901	34.027	1:22.685	1:46.189	325.8	1:16:53.239	7	1	4:01.592	37.284	1:30.822	1:53.486	292.4	49:28.251
8	3	16:59.006	...	1:27.301	1:45.860	269.1	1:33:52.245	8	1	6:55.961	47.347	2:59.077	3:09.537	113.8	56:24.212
9	3	3:40.249	34.787	1:24.201	1:41.261	318.2	1:37:32.494	9	1	3:59.260	37.914	1:31.027	1:50.319	290.8	1:00:23.472
10	3	3:38.281	34.030	1:22.552	1:41.699	326.8	1:41:10.775	10	1	3:55.967	36.993	1:30.394	1:48.580	294.0	1:04:19.439
11	3	3:55.452	34.098	1:24.416	1:56.938	327.8	1:45:06.227	11	1	4:01.573	36.919	1:30.233	1:54.421	292.4	1:08:21.012
12	3	32:02.792	...	2:35.036	1:46.277	267.8	2:17:09.019	12	2	5:23.046	2:01.384	1:31.725	1:49.937	291.6	1:13:44.058
13	3	4:28.980	35.157	2:00.054	1:53.769	254.5	2:21:37.999	13	2	3:56.631	37.228	1:30.609	1:48.794	292.4	1:17:40.689
14	1	11:14.748	8:03.142	1:26.636	1:44.970	295.6	2:32:52.747	14	2	3:56.839	36.897	1:30.157	1:49.785	296.4	1:21:37.528
15	1	3:44.553	35.388	1:24.646	1:44.519	326.8	2:36:37.300	15	2	3:55.656	37.026	1:30.279	1:48.351	294.0	1:25:33.184
16	1	3:42.990	35.336	1:24.146	1:43.508	330.8	2:40:20.290	16	2	3:55.186	36.947	1:30.188	1:48.051	292.4	1:29:28.370
17	1	3:41.792	34.987	1:23.377	1:43.428	324.9	2:44:02.082	17	2	4:05.439	37.278	1:31.805	1:56.356	293.2	1:33:33.809
18	1	3:45.977	35.847	1:23.912	1:46.218	310.9	2:47:48.059	18	2	13:09.839	9:21.736	1:35.442	2:12.661	212.5	1:46:43.648
19	1	3:39.818	34.601	1:22.530	1:42.687	326.8	2:51:27.877	19	3	24:53.610	...	1:38.423	1:54.962	228.2	2:11:37.258
20	1	4:20.504	34.370	1:23.610	2:22.524	327.8	2:55:48.381	20	3	5:11.018	37.921	2:38.554	1:54.543	283.2	2:16:48.276
21	1	4:18.169	34.828	1:24.685	2:18.656	328.8	3:00:06.550	21	3	4:46.577	37.152	2:18.301	1:51.124	286.9	2:21:34.853
50	Richard Mille Racing Team		3.Beitske VISSER		Oreca 07 - Gibson		LMP2	52	AF Corse		3.Alexander WEST		Ferrari 488 GTE Evo		LMGTE Am
	1.Tatiana CALDERON								1.Christoph ULRICH						
	2.Sophia FLÖRSCH								2.Steffen GÖRIG						
1	1	35:08.049	...	1:28.615	1:54.979	280.3	35:08.049	1	1	5:36.150	1:35.618	1:46.864	2:13.668	215.9	5:36.150
2	3	15:47.378	...	1:25.710	2:40.187	319.1	50:55.427	2	1	6:25.964	2:53.450	1:36.239	1:56.275	249.3	12:02.114
3	3	6:32.918	1:00.354	3:09.306	2:23.258	112.2	57:28.345	3	1	4:13.497	39.983	1:33.413	2:00.101	288.5	16:15.611
4	3	3:44.186	36.368	1:24.524	1:43.294	322.9	1:01:12.531	4	1	11:56.241	8:17.465	1:42.692	1:56.084	192.5	28:11.852
5	3	3:40.589	34.310	1:24.256	1:42.023	324.9	1:04:53.120	5	1	4:16.739	38.493	1:34.332	2:03.914	275.3	32:28.591
6	3	3:41.290	34.006	1:22.704	1:44.580	322.0	1:08:34.410	6	1	10:22.950	6:53.186	1:35.779	1:53.985	284.7	42:51.541
7	3	3:40.591	36.534	1:23.248	1:40.809	322.9	1:12:15.001	7	1	4:06.371	38.574	1:33.850	1:53.947	288.5	46:57.912
8	3	3:41.253	36.415	1:23.442	1:41.396	323.9	1:15:56.254	8	1	4:29.875	38.484	1:45.386	2:06.005	288.5	51:27.787
9	3	3:37.633	34.483	1:23.040	1:40.110	324.9	1:19:33.887	9	1	6:24.698	41.027	3:09.965	2:33.706	116.8	57:52.485
10	3	3:47.239	34.025	1:23.169	1:50.045	328.8	1:23:21.126	10	1	4:11.435	40.906	1:35.424	1:55.105	281.0	1:02:03.920
11	2	15:05.259	...	1:25.831	1:44.746	320.1	1:38:26.385	11	1	4:09.265	38.822	1:34.944	1:55.499	289.3	1:06:13.185
12	2	3:40.945	36.036	1:23.428	1:41.481	325.8	1:42:07.330								
13	2	3:46.876	34.256	1:25.904	1:46.716	324.9	1:45:54.206								
14	2	6:32.128	34.446	1:28.125	4:29.557	325.8	1:52:26.334								
15	2	18:49.634	...	1:28.274	1:48.050	310.9	2:11:15.968								
16	2	4:50.950	34.509	2:32.869	1:43.572	281.7	2:16:06.918								
17	2	4:46.276	33.938	2:29.887	1:42.451	327.8	2:20:53.194								
18	2	3:35.902	33.592	1:22.657	1:39.653	324.9	2:24:29.096								
19	2	3:35.507	33.639	1:22.096	1:39.772	325.8	2:28:04.603								





FIA WEC
88^e Edition des 24 Heures du Mans
Free Practice 1

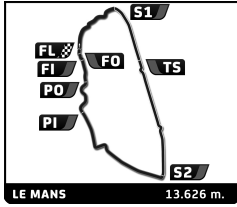


Sector Analysis

Lap under Red Flag Invalidated Lap Personal Best Session Best Crossing the pit lane

Lap	D	Time	Sector 1	Sector 2	Sector 3	T. Spd	Elapsed	Lap	D	Time	Sector 1	Sector 2	Sector 3	T. Spd	Elapsed
12	1	4:06.780	39.119	1:34.034	1:53.627	286.9	1:10:19.965	32	3	6:06.596	1:57.844	1:32.063	2:36.689	289.3	2:59:49.338
13	1	4:15.438	38.816	1:33.393	2:03.229	287.7	1:14:35.403	33	3	4:38.272	37.630	1:30.563	2:30.079	294.0	3:04:27.610
14	3	9:13.416	5:31.277	1:39.737	2:02.402	262.6	1:23:48.819	55 Spirit of Race Ferrari 488 GTE Evo 1.Duncan CAMERON 3.Matthew GRIFFIN LMGTE Am 2.Aaron SCOTT							
15	3	5:21.011	40.838	1:36.091	3:04.082	290.0	1:29:09.830	1	3	4:59.453	1:07.512	1:40.793	2:11.148	196.3	4:59.453
16	3	5:46.399	1:58.442	1:41.406	2:06.551	284.7	1:34:56.229	2	3	5:48.415	2:15.773	1:37.088	1:55.554	233.1	10:47.868
17	3	4:22.663	41.304	1:37.785	2:03.574	281.0	1:39:18.892	3	3	4:08.405	38.761	1:35.105	1:54.539	261.9	14:56.273
18	3	4:23.089	41.709	1:37.762	2:03.618	273.9	1:43:41.981	4	3	4:12.547	37.937	1:33.021	2:01.589	287.7	19:08.820
19	3	5:39.519	40.382	1:36.244	3:22.893	286.2	1:49:21.500	5	3	5:42.786	2:15.157	1:35.896	1:51.733	285.4	24:51.606
20	3	23:22.011	...	1:45.550	2:24.790	207.2	2:12:43.511	6	3	4:10.570	37.860	1:33.640	1:59.070	280.3	29:02.176
21	3	5:58.752	57.681	2:45.800	2:15.271	228.2	2:18:42.263	7	3	11:55.190	8:29.593	1:34.424	1:51.173	284.7	40:57.366
22	2	7:33.079	3:33.760	1:48.776	2:10.543	192.1	2:26:15.342	8	3	4:00.564	37.495	1:31.993	1:51.076	287.7	44:57.930
23	2	5:02.563	1:27.626	1:36.336	1:58.601	284.7	2:31:17.905	9	3	4:03.835	37.417	1:31.330	1:55.088	294.0	49:01.765
24	2	4:15.262	42.216	1:36.608	1:56.438	288.5	2:35:33.167	10	3	5:24.818	41.819	1:34.630	3:08.369	273.9	54:26.583
25	2	4:14.329	41.468	1:36.040	1:56.821	286.9	2:39:47.496	11	1	9:19.804	5:39.371	1:40.817	1:59.616	230.2	1:03:46.387
26	2	4:12.849	41.176	1:34.672	1:57.001	286.9	2:44:00.345	12	1	4:14.103	40.023	1:37.154	1:56.926	279.5	1:08:00.490
27	2	4:17.175	40.847	1:38.566	1:57.762	287.7	2:48:17.520	13	1	4:11.009	39.562	1:35.720	1:55.727	282.5	1:12:11.499
28	2	4:57.595	40.610	1:35.727	2:41.258	260.7	2:53:15.115	14	1	4:12.674	40.150	1:36.813	1:55.711	281.0	1:16:24.173
29	2	4:46.452	41.522	1:35.729	2:29.201	287.7	2:58:01.567	15	1	4:10.136	39.751	1:35.356	1:55.029	281.0	1:20:34.309
30	2	5:09.632	40.520	1:36.541	2:52.571	265.8	3:03:11.199	16	1	4:09.422	39.196	1:35.371	1:54.855	281.0	1:24:43.731
54 AF Corse Ferrari 488 GTE Evo 1.Thomas FLOHR 3.Giancarlo FISICHELLA LMGTE Am 2.Francesco CASTELLACCI								17	1	4:18.006	39.077	1:35.404	2:03.525	280.3	1:29:01.737
1	2	4:51.015	1:15.281	1:37.192	1:58.542	241.5	4:51.015	18	2	5:52.039	2:21.159	1:35.288	1:55.592	286.2	1:34:53.776
2	2	4:05.695	39.601	1:33.553	1:52.541	290.8	8:56.710	19	2	4:05.612	39.139	1:33.887	1:52.586	284.7	1:38:59.388
3	2	4:00.013	37.454	1:31.857	1:50.702	290.8	12:56.723	20	2	4:03.309	38.151	1:33.257	1:51.901	285.4	1:43:02.697
4	2	3:58.987	37.282	1:31.331	1:50.374	291.6	16:55.710	21	2	4:20.099	37.795	1:33.075	2:09.229	286.9	1:47:22.796
5	2	4:04.169	37.330	1:33.057	1:53.782	290.8	20:59.879	22	2	9:46.040	50.956	4:19.646	4:35.438	79.0	1:57:08.836
6	2	4:01.302	37.637	1:32.462	1:51.203	291.6	25:01.181	23	3	15:11.281	...	1:36.741	1:57.057	287.7	2:12:20.117
7	2	4:12.620	37.379	1:32.525	2:02.716	290.8	29:13.801	24	3	5:06.989	37.700	2:38.179	1:51.110	290.0	2:17:27.106
8	1	14:22.091	...	1:39.820	2:04.536	257.0	43:35.892	25	3	4:21.432	37.404	1:51.994	1:52.034	291.6	2:21:48.538
9	1	4:16.688	40.826	1:38.185	1:57.677	260.7	47:52.580	26	3	4:00.662	37.671	1:32.907	1:50.084	277.4	2:25:49.200
10	1	6:09.515	40.031	2:19.784	3:09.700	212.1	54:02.095	27	3	3:59.196	37.645	1:31.298	1:50.253	294.0	2:29:48.396
11	1	5:25.765	1:00.770	2:24.954	2:00.041	93.8	59:27.860	28	3	4:09.208	37.966	1:32.924	1:58.318	286.2	2:33:57.604
12	1	4:11.144	39.463	1:34.121	1:57.560	289.3	1:03:39.004	29	1	6:37.205	3:07.854	1:35.229	1:54.122	285.4	2:40:34.809
13	1	4:05.166	38.699	1:33.250	1:53.217	290.8	1:07:44.170	30	1	4:05.794	38.700	1:33.791	1:53.303	286.2	2:44:40.603
14	1	4:07.715	38.499	1:32.724	1:56.492	290.8	1:11:51.885	31	1	4:04.103	38.589	1:32.678	1:52.836	278.1	2:48:44.706
15	1	4:11.495	38.443	1:32.732	2:00.320	290.8	1:16:03.380	32	1	4:36.730	38.331	1:33.132	2:25.267	286.2	2:53:21.436
16	3	9:59.283	6:30.801	1:34.251	1:54.231	282.5	1:26:02.663	33	1	4:41.129	38.678	1:36.451	2:26.000	290.0	2:58:02.565
17	3	4:01.701	38.160	1:32.366	1:51.175	290.8	1:30:04.364	34	1	4:54.982	39.834	1:34.372	2:40.776	283.2	3:02:57.547
18	3	4:01.260	37.966	1:32.504	1:50.790	289.3	1:34:05.624	56 Team Project 1 Porsche 911 RSR 1.Egidio PERFETTI 3.Matteo CAIROLI LMGTE Am 2.Larry TEN VOORDE							
19	3	4:08.204	37.773	1:32.100	1:58.331	290.8	1:38:13.828	1	3	5:27.766	1:18.608	1:51.392	2:17.766	213.0	5:27.766
20	1	5:43.150	2:12.233	1:35.765	1:55.152	280.3	1:43:56.978	2	3	12:42.976	8:47.716	1:45.639	2:09.621	225.4	18:10.742
21	1	6:42.930	38.225	1:33.110	4:31.595	290.8	1:50:39.908	3	3	13:38.023	...	1:33.169	1:51.836	287.7	31:48.765
22	1	21:37.132	...	1:40.797	2:01.023	226.8	2:12:17.040	4	3	4:00.408	37.634	1:32.117	1:50.657	289.3	35:49.173
23	1	5:12.792	38.246	2:39.446	1:55.100	283.9	2:17:29.832	5	3	4:06.819	37.343	1:31.445	1:58.031	290.8	39:55.992
24	1	4:26.495	37.652	1:52.837	1:56.006	291.6	2:21:56.327	6	3	11:04.041	7:12.853	1:31.949	2:19.239	291.6	51:00.033
25	1	4:02.190	37.693	1:32.465	1:52.032	280.3	2:25:58.517	7	3	6:33.997	58.623	3:10.581	2:24.793	111.5	57:34.030
26	1	4:08.054	38.407	1:34.621	1:55.026	289.3	2:30:06.571	8	3	3:59.485	37.397	1:32.110	1:49.978	291.6	1:01:33.515
27	1	4:04.035	37.883	1:33.578	1:52.574	289.3	2:34:10.606	9	3	3:58.729	37.257	1:31.321	1:50.151	290.8	1:05:32.244
28	1	4:29.973	38.486	1:42.166	2:09.321	289.3	2:38:40.579	10	3	4:05.015	37.408	1:31.465	1:56.142	292.4	1:09:37.259
29	2	6:12.099	2:47.785	1:33.420	1:50.894	291.6	2:44:52.678	11	2	6:45.227	3:16.284	1:33.497	1:55.446	274.6	1:16:22.486
30	2	3:57.847	37.607	1:30.990	1:49.250	291.6	2:48:50.525								
31	2	4:52.217	37.361	1:30.643	2:44.213	293.2	2:53:42.742								





FIA WEC

88^e Edition des 24 Heures du Mans

Free Practice 1

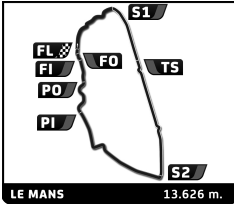
Sector Analysis



Lap under Red Flag Invalidated Lap Personal Best Session Best B Crossing the pit lane

Lap	D	Time	Sector 1	Sector 2	Sector 3	T. Spd	Elapsed	Lap	D	Time	Sector 1	Sector 2	Sector 3	T. Spd	Elapsed			
12	2	4:01.126	38.132	1:31.575	1:51.419	293.2	1:20:23.612	5	2	10:33.808	5:24.257	1:59.240	3:10.311	162.9	54:11.384			
13	2	3:59.788	38.010	1:31.590	1:50.188	290.8	1:24:23.400	6	2	5:08.184	56.794	2:16.755	1:54.635	77.4	59:19.568			
14	2	4:00.105	37.837	1:31.731	1:50.537	292.4	1:28:23.505	7	2	4:06.067	38.111	1:33.446	1:54.510	291.6	1:03:25.635			
15	2	3:59.565	37.453	1:32.388	1:49.724	293.2	1:32:23.070	8	2	4:01.948	38.069	1:32.891	1:50.988	292.4	1:07:27.583			
16	2	3:58.150	37.229	1:30.956	1:49.965	290.8	1:36:21.220	9	2	4:20.134 B	38.121	1:32.599	2:09.414	288.5	1:11:47.717			
17	2	4:04.636 B	37.287	1:30.779	1:56.570	293.2	1:40:25.856	10	2	6:07.351	2:40.690	1:32.826	1:53.835	288.5	1:17:55.068			
18	1	31:22.375	...	1:36.250	1:55.926	278.1	2:11:48.231	11	2	4:10.386 B	38.479	1:33.635	1:58.272	290.0	1:22:05.454			
19	1	5:11.399	38.677	2:38.887	1:53.835	287.7	2:16:59.630	12	3	6:12.598	2:39.250	1:36.690	1:56.658	280.3	1:28:18.052			
20	1	4:43.059	37.984	2:12.827	1:52.248	279.5	2:21:42.689	13	3	4:11.857 B	38.349	1:33.141	2:00.367	286.2	1:32:29.909			
21	1	4:03.582	38.846	1:33.163	1:51.573	280.3	2:25:46.271	14	3	8:16.247	4:51.859	1:32.890	1:51.498	287.7	1:40:46.156			
22	1	4:01.337	37.562	1:31.930	1:51.845	292.4	2:29:47.608	15	3	4:00.946	37.907	1:31.984	1:51.055	290.8	1:44:47.102			
23	1	4:02.518	38.254	1:33.025	1:51.239	279.5	2:33:50.126	16	3	6:42.182 B	37.649	1:35.189	4:29.344	290.0	1:51:29.284			
24	1	4:08.995 B	38.576	1:32.488	1:57.931	290.8	2:37:59.121	17	3	21:35.858	...	1:36.431	1:53.493	253.9	2:13:05.142			
25	3	8:19.256	4:55.584	1:33.267	1:50.405	286.9	2:46:18.377	18	3	5:11.255	38.336	2:41.643	1:51.276	215.5	2:18:16.397			
26	3	4:00.003	37.044	1:30.443	1:52.516	292.4	2:50:18.380	19	3	3:59.011	37.682	1:31.663	1:49.666	289.3	2:22:15.408			
27	3	4:47.316 B	39.021	1:33.643	2:34.652	274.6	2:55:05.696	20	3	3:58.569	37.344	1:31.360	1:49.865	288.5	2:26:13.977			
57			Team Project 1				Porsche 911 RSR				LMGTE Am							
			1. Ben KEATING 3. Jeroen BLEEKEMOLEN															
			2. Felipe FRAGA															
1	3	4:45.835	1:13.105	1:36.786	1:55.944	243.6	4:45.835	21	3	4:09.381 B	38.614	1:31.947	1:58.820	289.3	2:30:23.358			
2	3	4:11.192 B	37.949	1:32.574	2:00.669	292.4	8:57.027	22	1	8:00.120	4:28.115	1:34.854	1:57.151	258.2	2:38:23.478			
3	3	18:58.764	...	1:36.567	1:52.863	223.5	27:55.791	23	1	4:16.509	40.510	1:34.805	2:01.194	287.7	2:42:39.987			
4	3	4:10.698 B	37.761	1:31.406	2:01.531	292.4	32:06.489	24	1	4:14.496	40.300	1:35.566	1:58.630	284.7	2:46:54.483			
5	3	16:56.994	...	1:35.315	1:58.647	239.3	49:03.483	25	1	4:17.509	40.366	1:35.940	2:01.203	286.9	2:51:11.992			
6	3	5:24.673 B	42.874	1:34.977	3:06.822	278.8	54:28.156	26	1	4:59.976 B	42.164	1:37.236	2:40.576	284.7	2:56:11.968			
7	3	14:04.635	...	1:32.880	1:52.541	288.5	1:08:32.791	61							Luzich Racing			
							Ferrari 488 GTE Evo				LMGTE Am							
							1. Francesco PIOVANETTI 3. Côme LEDOGAR											
							2. Oswaldo NEGRI JR.											
8	3	4:00.257	37.807	1:32.210	1:50.240	289.3	1:12:33.048	1	3	9:00.327 B	5:20.621	1:37.183	2:02.523	264.5	9:00.327			
9	3	4:06.578 B	37.761	1:31.623	1:57.194	290.0	1:16:39.626	2	3	8:17.380	4:54.107	1:33.041	1:50.232	287.7	17:17.707			
10	3	5:57.353	2:34.509	1:32.104	1:50.740	290.8	1:22:36.979	3	3	3:59.466	37.280	1:32.468	1:49.718	288.5	21:17.173			
11	3	3:57.799	37.651	1:30.978	1:49.170	290.0	1:26:34.778	4	3	3:57.048	37.019	1:31.160	1:48.869	289.3	25:14.221			
12	3	3:58.813	37.399	1:31.285	1:50.129	291.6	1:30:33.591	5	3	4:03.620 B	36.963	1:30.781	1:55.876	289.3	29:17.841			
13	3	4:09.681 B	39.488	1:32.675	1:57.518	291.6	1:34:43.272	6	2	6:13.920	2:41.821	1:36.103	1:55.996	248.1	35:31.761			
14	1	12:21.255	8:40.040	1:35.015	2:06.200	287.7	1:47:04.527	7	2	4:04.543	38.748	1:33.106	1:52.689	288.5	39:36.304			
15	1	9:05.359 B	39.161	3:54.451	4:31.747	79.4	1:56:09.886	8	2	4:02.704	37.988	1:33.442	1:51.274	291.6	43:39.008			
16	1	15:46.161	...	1:37.368	1:54.087	291.6	2:11:56.047	9	2	4:03.287	38.127	1:33.148	1:52.012	288.5	47:42.295			
17	1	5:10.408	38.015	2:39.391	1:53.002	292.4	2:17:06.455	10	2	6:18.001	37.868	2:27.979	3:12.154	289.3	54:00.296			
18	1	4:33.610	38.049	2:03.351	1:52.210	292.4	2:21:40.065	11	2	5:15.280	1:01.088	2:18.906	1:55.286	85.2	59:15.576			
19	1	4:00.858	38.079	1:31.487	1:51.292	292.4	2:25:40.923	12	2	4:03.526	38.359	1:32.776	1:52.391	290.0	1:03:19.102			
20	1	4:04.380	39.214	1:32.383	1:52.783	281.0	2:29:45.303	13	2	4:00.924	37.806	1:32.292	1:50.826	291.6	1:07:20.026			
21	1	4:09.380 B	38.914	1:32.165	1:58.301	290.0	2:33:54.683	14	2	4:04.776	37.777	1:33.575	1:53.424	289.3	1:11:24.802			
22	2	6:30.976	3:04.597	1:34.172	1:52.207	287.7	2:40:25.659	15	2	4:00.152	37.793	1:32.227	1:50.132	290.8	1:15:24.954			
23	2	3:57.628	37.533	1:31.159	1:48.936	289.3	2:44:23.287	16	2	3:59.849	37.856	1:31.812	1:50.181	290.0	1:19:24.803			
24	2	3:58.567	37.166	1:31.549	1:49.852	288.5	2:48:21.854	17	2	4:01.872	38.302	1:32.765	1:50.805	257.0	1:23:26.675			
25	2	4:48.509	37.305	1:30.717	2:40.487	290.0	2:53:10.363	18	2	4:03.988	39.607	1:32.539	1:51.842	290.8	1:27:30.663			
26	2	4:33.010	37.585	1:31.735	2:23.690	287.7	2:57:43.373	19	2	4:16.321 B	39.146	1:33.575	2:03.600	290.8	1:31:46.984			
27	2	4:29.346	37.289	1:30.832	2:21.225	286.9	3:02:12.719	20	1	6:31.668	2:46.776	1:42.939	2:01.953	276.0	1:38:18.652			
60			Iron Lynx				Ferrari 488 GT3 Evo				LMGTE Am							
			1. Claudio SCHIAVONI 3. Paolo RUBERTI															
			2. Sergio PIANEZZOLA															
1	3	25:49.215 B	...	1:39.496	2:03.329	232.6	25:49.215	21	1	4:16.507	40.869	1:35.947	1:59.691	289.3	1:42:35.159			
2	2	9:33.857	6:03.754	1:35.918	1:54.185	253.3	35:23.072	22	1	4:16.350	40.409	1:35.319	2:00.622	289.3	1:46:51.509			
3	2	4:04.966	38.004	1:33.455	1:53.507	286.2	39:28.038	23	1	9:11.427 B	40.012	3:41.228	4:50.187	79.1	1:56:02.936			
4	2	4:09.538 B	38.154	1:32.870	1:58.514	287.7	43:37.576	24	1	17:06.080	...	1:40.372	1:59.485	276.7	2:13:09.016			
								25	1	5:20.457	40.320	2:41.037	1:59.100	289.3	2:18:29.473			
								26	1	4:13.021	40.425	1:35.114	1:57.482	288.5	2:22:42.494			
								27	1	4:17.808	39.993	1:35.999	2:01.816	288.5	2:27:00.302			
								28	1	4:15.217	40.477	1:37.175	1:57.565	286.2	2:31:15.519			





FIA WEC
88^e Edition des 24 Heures du Mans
Free Practice 1

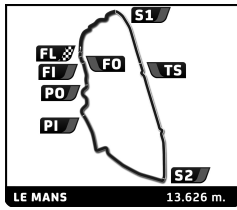


Sector Analysis

Lap under Red Flag **Invalidated Lap** **Personal Best** **Session Best** **B Crossing the pit lane**

Lap	D	Time	Sector 1	Sector 2	Sector 3	T. Spd	Elapsed	Lap	D	Time	Sector 1	Sector 2	Sector 3	T. Spd	Elapsed
29	1	4:20.674	44.058	1:37.602	1:59.014	287.7	2:35:36.193	8	3	4:03.231	37.938	1:32.533	1:52.760	291.6	40:08.494
30	1	4:14.221	41.454	1:36.433	1:56.334	272.5	2:39:50.414	9	3	4:10.279 B	38.417	1:32.895	1:58.967	294.8	44:18.773
31	1	4:12.714	39.919	1:34.521	1:58.274	291.6	2:44:03.128	10	3	13:32.979	7:47.806	3:10.525	2:34.648	87.0	57:51.752
32	1	4:11.481	40.321	1:35.598	1:55.562	290.0	2:48:14.609	11	3	4:03.822	39.151	1:33.374	1:51.297	277.4	1:01:55.574
33	1	4:55.205	39.313	1:34.797	2:41.095	287.7	2:53:09.814	12	3	3:59.994	37.702	1:31.914	1:50.378	292.4	1:05:55.568
34	1	4:55.410 B	42.069	1:36.063	2:37.278	282.5	2:58:05.224	13	3	3:59.849	37.287	1:31.240	1:51.322	293.2	1:09:55.417
35	1	4:06.899	39.387	1:35.712	1:58.542	287.7	3:02:02.123	14	3	3:59.983	37.508	1:32.562	1:49.913	291.6	1:13:55.400
36	1	4:06.899	39.387	1:35.712	1:58.542	287.7	3:06:09.022	15	3	3:58.199	37.142	1:30.870	1:50.187	294.8	1:17:53.599
37	1	4:06.899	39.387	1:35.712	1:58.542	287.7	3:10:15.921	16	3	3:59.259	37.228	1:32.153	1:49.878	292.4	1:21:52.858
38	1	4:06.899	39.387	1:35.712	1:58.542	287.7	3:14:22.820	17	3	4:08.530 B	36.959	1:30.678	2:00.893	292.4	1:26:01.388
39	1	4:06.899	39.387	1:35.712	1:58.542	287.7	3:18:29.719	18	1	6:59.492	3:30.503	1:35.040	1:53.940	286.2	1:33:00.880
40	1	4:06.899	39.387	1:35.712	1:58.542	287.7	3:22:36.618	19	1	4:03.657	38.633	1:33.038	1:51.986	287.7	1:37:04.537
41	1	4:06.899	39.387	1:35.712	1:58.542	287.7	3:26:43.517	20	1	4:02.286	38.026	1:32.615	1:51.645	292.4	1:41:06.823
42	1	4:06.899	39.387	1:35.712	1:58.542	287.7	3:30:50.416	21	1	4:04.841	38.575	1:33.621	1:52.645	291.6	1:45:11.664
43	1	4:06.899	39.387	1:35.712	1:58.542	287.7	3:34:57.315	22	1	6:41.121 B	38.090	1:32.624	4:30.407	292.4	1:51:52.785
44	1	4:06.899	39.387	1:35.712	1:58.542	287.7	3:39:04.214	23	2	19:49.064	...	1:34.687	1:50.713	253.3	2:11:41.849
45	1	4:06.899	39.387	1:35.712	1:58.542	287.7	3:43:11.113	24	2	5:04.593	37.597	2:36.845	1:50.151	239.3	2:16:46.442
46	1	4:06.899	39.387	1:35.712	1:58.542	287.7	3:47:18.012	25	2	4:44.817	37.390	2:17.787	1:49.640	258.2	2:21:31.259
47	1	4:06.899	39.387	1:35.712	1:58.542	287.7	3:51:24.911	26	2	3:56.541	37.260	1:30.526	1:48.755	294.8	2:25:27.800
48	1	4:06.899	39.387	1:35.712	1:58.542	287.7	3:55:31.810	27	2	4:07.206 B	37.266	1:31.337	1:58.603	294.0	2:29:35.006
49	1	4:06.899	39.387	1:35.712	1:58.542	287.7	3:59:38.709	28	2	7:10.993	3:47.587	1:33.245	1:50.161	279.5	2:36:45.999
50	1	4:06.899	39.387	1:35.712	1:58.542	287.7	4:03:45.608	29	2	3:57.649	37.197	1:31.552	1:48.900	294.0	2:40:43.648
51	1	4:06.899	39.387	1:35.712	1:58.542	287.7	4:07:52.507	30	2	3:58.651	38.595	1:30.990	1:49.066	294.8	2:44:42.299
52	1	4:06.899	39.387	1:35.712	1:58.542	287.7	4:11:59.406	31	2	3:56.425	37.235	1:30.618	1:48.572	293.2	2:48:38.724
53	1	4:06.899	39.387	1:35.712	1:58.542	287.7	4:16:06.305	32	2	4:37.532	37.231	1:30.725	2:29.576	293.2	2:53:16.256
54	1	4:06.899	39.387	1:35.712	1:58.542	287.7	4:20:13.204	33	2	4:36.573	40.181	1:32.840	2:23.552	290.8	2:57:52.829
55	1	4:06.899	39.387	1:35.712	1:58.542	287.7	4:24:20.103	56	3	5:20.906 B	1:33.227	1:41.279	2:06.400	226.8	5:20.906
56	1	4:06.899	39.387	1:35.712	1:58.542	287.7	4:28:27.002	2	3	5:39.940	2:14.108	1:34.041	1:51.791	286.2	11:00.846
57	1	4:06.899	39.387	1:35.712	1:58.542	287.7	4:32:33.901	3	3	4:01.738	37.801	1:33.063	1:50.874	286.2	15:02.584
58	1	4:06.899	39.387	1:35.712	1:58.542	287.7	4:36:40.800	4	3	4:00.101	37.677	1:32.273	1:50.151	286.9	19:02.685
59	1	4:06.899	39.387	1:35.712	1:58.542	287.7	4:40:47.699	5	3	4:00.084	37.568	1:32.307	1:50.209	287.7	23:02.769
60	1	4:06.899	39.387	1:35.712	1:58.542	287.7	4:44:54.598	6	3	3:59.487	37.391	1:32.031	1:50.065	286.9	27:02.256
61	1	4:06.899	39.387	1:35.712	1:58.542	287.7	4:49:01.497	7	3	4:11.807 B	38.411	1:32.894	2:00.502	286.2	31:14.063
62	1	4:06.899	39.387	1:35.712	1:58.542	287.7	4:53:08.396	8	3	12:49.316	9:23.504	1:34.252	1:51.560	283.2	44:03.379
63	1	4:06.899	39.387	1:35.712	1:58.542	287.7	4:57:15.295	9	3	4:00.982	37.501	1:32.644	1:50.837	286.2	48:04.361
64	1	4:06.899	39.387	1:35.712	1:58.542	287.7	5:01:22.194	10	3	6:00.820	42.525	2:07.900	3:10.395	215.1	54:05.181
65	1	4:06.899	39.387	1:35.712	1:58.542	287.7	5:05:29.093	11	3	5:18.312 B	59.347	2:18.761	2:00.204	93.2	59:23.493
66	1	4:06.899	39.387	1:35.712	1:58.542	287.7	5:09:36.092	12	1	6:52.317	3:14.459	1:38.978	1:58.880	245.9	1:06:15.810
67	1	4:06.899	39.387	1:35.712	1:58.542	287.7	5:13:43.091	13	1	4:07.962	39.541	1:34.472	1:53.949	286.2	1:10:23.772
68	1	4:06.899	39.387	1:35.712	1:58.542	287.7	5:17:50.090	14	1	4:04.921	38.504	1:33.686	1:52.731	288.5	1:14:28.693
69	1	4:06.899	39.387	1:35.712	1:58.542	287.7	5:21:57.089	15	1	4:03.617	38.130	1:33.070	1:52.417	287.7	1:18:32.310
70	1	4:06.899	39.387	1:35.712	1:58.542	287.7	5:26:04.088	16	1	4:04.164	38.204	1:33.353	1:52.607	286.9	1:22:36.474
71	1	4:06.899	39.387	1:35.712	1:58.542	287.7	5:30:11.087	17	1	4:06.421	39.550	1:33.611	1:53.260	286.9	1:26:42.895
72	1	4:06.899	39.387	1:35.712	1:58.542	287.7	5:34:18.086	18	1	4:04.720	38.095	1:33.464	1:53.161	285.4	1:30:47.615
73	1	4:06.899	39.387	1:35.712	1:58.542	287.7	5:38:25.085	19	1	4:06.925	38.584	1:33.387	1:54.954	286.9	1:34:54.540
74	1	4:06.899	39.387	1:35.712	1:58.542	287.7	5:42:32.084	20	1	4:13.826	39.426	1:33.299	2:01.101	281.0	1:39:08.366
75	1	4:06.899	39.387	1:35.712	1:58.542	287.7	5:46:39.083	21	1	4:12.642 B	38.342	1:34.208	2:00.092	286.9	1:43:21.008
76	1	4:06.899	39.387	1:35.712	1:58.542	287.7	5:50:46.082	22	2	11:29.309 B	3:42.734	3:14.298	4:32.277	220.8	1:54:50.317
77	1	4:06.899	39.387	1:35.712	1:58.542	287.7	5:54:53.081	23	2	17:28.905 B	...	1:41.110	2:07.242	256.4	2:12:19.222
78	1	4:06.899	39.387	1:35.712	1:58.542	287.7	5:59:00.080	24	2	14:52.192	...	1:38.198	1:58.132	258.2	2:27:11.414





FIA WEC

88^e Edition des 24 Heures du Mans

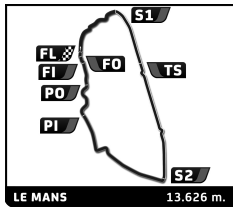
Free Practice 1



Sector Analysis

		Lap under Red Flag						Invalidated Lap						Personal Best						Session Best						B Crossing the pit lane									
Lap	D	Time	Sector 1	Sector 2	Sector 3	T. Spd	Elapsed	Lap	D	Time	Sector 1	Sector 2	Sector 3	T. Spd	Elapsed	Lap	D	Time	Sector 1	Sector 2	Sector 3	T. Spd	Elapsed	Lap	D	Time	Sector 1	Sector 2	Sector 3	T. Spd	Elapsed				
25	2	4:12.712	40.736	1:35.744	1:56.232	283.2	2:31:24.126	14	1	3:57.368	37.211	1:30.714	1:49.443	291.6	1:35:31.051	15	1	4:01.261	36.978	1:30.660	1:53.623	291.6	1:39:32.312	16	1	3:55.999	37.015	1:30.650	1:48.334	292.4	1:43:28.311				
26	2	4:12.203	39.075	1:34.947	1:58.181	285.4	2:35:36.329	17	1	4:38.370 B	37.042	1:30.694	2:30.634	294.0	1:48:06.681	18	3	24:17.560	...	1:35.102	1:56.985	286.2	2:12:24.241	19	3	5:08.664	37.829	2:38.494	1:52.341	290.0	2:17:32.905				
27	2	4:12.532	41.855	1:35.399	1:55.278	255.7	2:39:48.861	20	3	4:12.703	36.926	1:45.559	1:50.218	290.8	2:21:45.608	21	3	3:56.649	36.964	1:30.097	1:49.588	299.7	2:25:42.257	22	3	4:05.525 B	38.162	1:30.642	1:56.721	297.2	2:29:47.782				
28	2	4:19.971	40.175	1:34.647	2:05.149	288.5	2:44:08.832	23	3	14:59.098	...	1:31.169	1:49.146	293.2	2:44:46.880	24	3	3:57.074	36.707	1:30.363	1:50.004	294.0	2:48:43.954	25	3	4:40.712 B	36.954	1:30.925	2:32.833	291.6	2:53:24.666				
29	2	4:07.820	39.024	1:34.211	1:54.585	287.7	2:48:16.652	70 MR Racing Ferrari 488 GTE Evo																											
30	2	5:19.393	39.149	1:33.561	3:06.683	286.9	2:53:36.045	1. Takeshi KIMURA 3. Kei COZZOLINO LMGTE Am																											
31	2	4:44.502	41.586	1:35.606	2:27.310	287.7	2:58:20.547	2. Vincent ABRIL																											
32	2	4:50.090	39.015	1:33.314	2:37.761	289.3	3:03:10.637	71 AF Corse Ferrari 488 GTE Evo																											
1	3	7:49.455 B	3:30.291	2:02.287	2:16.877	160.5	7:49.455	1. Davide RIGON 3. Sam BIRD LMGTE Pro																											
2	3	4:59.481 B	1:14.201	1:41.135	2:04.145	252.2	12:48.936	2. Miguel MOLINA																											
3	3	5:59.896	2:36.292	1:32.936	1:50.668	286.2	18:48.832	72 Hub Auto Racing Ferrari 488 GTE Evo																											
4	3	3:58.919	37.410	1:31.907	1:49.602	289.3	22:47.751	1. Morris CHEN 3. Marcos GOMES LMGTE Am																											
5	3	4:04.946 B	37.008	1:32.403	1:55.535	288.5	26:52.697	2. Tom BLOMQUIST																											
6	3	10:53.812	7:32.270	1:31.962	1:49.580	287.7	37:46.509	1																											
7	3	3:57.653	37.084	1:31.254	1:49.315	288.5	41:44.162	2																											
8	3	4:04.663 B	37.226	1:31.783	1:55.654	287.7	45:48.825	3																											
9	3	19:21.977	...	1:41.516	1:59.565	233.1	1:05:10.802	4																											
10	3	4:21.002 B	39.679	1:38.066	2:03.257	227.3	1:09:31.804	5																											
11	3	6:20.758	2:57.304	1:32.885	1:50.569	289.3	1:15:52.562	6																											
12	3	3:56.609	37.004	1:30.861	1:48.744	292.4	1:19:49.171	7																											
13	3	4:12.473 B	38.092	1:34.911	1:59.470	271.1	1:24:01.644	8																											
14	3	6:12.829	2:49.837	1:32.091	1:50.901	288.5	1:30:14.473	9																											
15	3	4:04.082 B	36.929	1:31.288	1:55.865	289.3	1:34:18.555	10																											
16	3	38:03.115	...	1:48.071	2:01.987	227.7	2:12:21.670	11																											
17	3	5:13.081	39.071	2:41.570	1:52.440	259.4	2:17:34.751	12																											
18	3	4:20.139 B	38.446	1:43.774	1:57.919	290.8	2:21:54.890	13																											
19	3	5:16.605	1:54.703	1:32.045	1:49.857	286.9	2:27:11.495	14																											
20	3	4:04.889 B	37.904	1:31.031	1:55.954	291.6	2:31:16.384	15																											
21	3	6:52.923	3:16.704	1:36.248	1:59.971	286.9	2:38:09.307	16																											
22	3	4:11.931	40.469	1:35.282	1:56.180	254.5	2:42:21.238	17																											
23	3	4:08.706	39.244	1:34.553	1:54.909	287.7	2:46:29.944	18																											
24	3	4:18.524 B	40.360	1:33.701	2:04.463	286.9	2:50:48.468	19																											
25	1	6:06.405	1:43.440	1:37.387	2:45.578	286.2	2:56:54.873	20																											
26	1	4:58.649	40.146	1:36.077	2:42.426	286.9	3:01:53.522	21																											
1	2	8:18.613 B	4:40.232	1:36.308	2:02.073	244.8	8:18.613	22																											
2	2	7:55.517	4:30.327	1:32.848	1:52.342	258.8	16:14.130	23																											
3	2	4:03.498 B	37.108	1:30.558	1:55.832	294.0	20:17.628	24																											
4	2	9:15.304	5:53.877	1:32.096	1:49.331	284.7	29:32.932	25																											
5	2	4:07.683 B	37.040	1:30.779	1:59.864	291.6	33:40.615	26																											
6	2	11:16.949	7:52.254	1:34.794	1:49.901	274.6	44:57.564	27																											
7	2	3:58.225	37.081	1:30.779	1:50.365	294.0	48:55.789	28																											
8	2	5:23.387 B	39.587	1:32.996	3:10.804	254.5	54:19.176	29																											
9	1	12:20.859	8:47.832	1:37.422	1:55.605	208.8	1:06:40.035	30																											
10	1	4:11.956 B	38.197	1:32.570	2:01.189	289.3	1:10:51.991	31																											
11	1	8:25.344	5:02.276	1:32.368	1:50.700	290.8	1:19:17.335	32																											
12	1	4:05.177 B	37.269	1:30.798	1:57.110	293.2	1:23:22.512	33																											
13	1	8:11.171	4:49.942	1:31.547	1:49.682	292.4	1:31:33.683	34																											
1	2	7:43.653 B	3:51.975	1:41.422	2:10.256	208.0	7:43.653	35																											
2	2	9:17.329	5:46.534	1:37.716	1:53.079	198.9	17:00.982	36																											
3	2	4:03.432	37.432	1:33.875	1:52.125	270.4	21:04.414	37																											
4	2	4:00.875	37.316	1:32.813	1:50.746	288.5	25:05.289	38																											
5	2	3:59.620	37.292	1:32.165	1:50.163	288.5	29:04.909	39																											
6	2	4:02.807	37.541	1:32.122	1:53.144	286.9	33:07.716	40																											
7	2	4:00.585	37.987	1:32.216	1:50.382	287.7	37:08.301	41																											
8	2	4:07.065 B	37.868	1:32.418	1:56.779	287.7	41:15.366	42																											
9	3	7:02.255	3:24.898	1:43.433	1:53.924	236.7	48:17.621	43																											
10	3	5:51.109	38.580	2:01.411	3:11.118	183.4	54:08.730	44																											





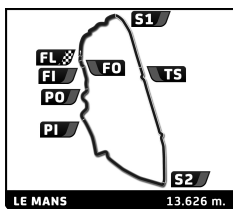
FIA WEC
88^e Edition des 24 Heures du Mans
Free Practice 1

Sector Analysis



Lap	D	Time	Sector 1	Sector 2	Sector 3	T. Spd	Elapsed	Lap	D	Time	Sector 1	Sector 2	Sector 3	T. Spd	Elapsed
11	3	5:09.561	57.727	2:18.083	1:53.751	80.6	59:18.291	78 Proton Competition Porsche 911 RSR 1.Horst Jr FELBERMAYR 3.Max VAN SPLUNTEREN LMGTE Am 2.Michele BERETTA							
12	3	4:03.821	37.862	1:31.807	1:54.152	292.4	1:03:22.112	1	2	7:00.803 B	3:15.286	1:37.115	2:08.402	283.2	7:00.803
13	3	3:59.363	37.579	1:31.696	1:50.088	290.8	1:07:21.475	2	2	13:36.829	...	1:38.514	1:57.158	285.4	20:37.632
14	3	3:59.646	37.413	1:31.958	1:50.275	292.4	1:11:21.121	3	2	4:09.391	38.677	1:35.431	1:55.283	287.7	24:47.023
15	3	4:04.771 B	37.382	1:31.370	1:56.019	289.3	1:15:25.892	4	2	4:12.797	38.118	1:36.692	1:57.987	247.6	28:59.820
16	1	7:37.191	4:09.646	1:34.234	1:53.311	285.4	1:23:03.083	5	2	4:07.493	38.421	1:35.499	1:53.573	288.5	33:07.313
17	1	4:04.559	37.762	1:32.894	1:53.903	289.3	1:27:07.642	6	2	4:12.882 B	38.113	1:34.317	2:00.452	276.0	37:20.195
18	1	4:04.647	39.705	1:33.289	1:51.653	290.8	1:31:12.289	7	1	13:38.515	9:30.457	1:37.766	2:30.292	286.2	50:58.710
19	1	4:02.535	37.882	1:33.444	1:51.209	286.2	1:35:14.824	8	1	6:51.378	58.608	3:09.894	2:42.876	112.8	57:50.088
20	1	4:08.291	37.458	1:31.844	1:58.989	290.0	1:39:23.115	9	1	4:21.414	42.901	1:38.922	1:59.591	249.3	1:02:11.502
21	1	4:23.454 B	37.913	1:40.584	2:04.957	280.3	1:43:46.569	10	1	4:15.966	40.629	1:36.614	1:58.723	263.9	1:06:27.468
22	1	8:52.037 B	2:35.565	1:41.522	4:34.950	286.9	1:52:38.606	11	1	4:13.543	40.092	1:34.979	1:58.472	287.7	1:10:41.011
23	1	19:32.668	...	1:40.093	1:57.298	240.4	2:12:11.274	12	1	4:23.687 B	40.336	1:35.822	2:07.529	262.6	1:15:04.698
24	1	5:14.275	38.146	2:43.945	1:52.184	255.1	2:17:25.549	13	3	12:38.338	9:03.860	1:36.732	1:57.746	286.9	1:27:43.036
25	1	4:21.607	37.694	1:51.412	1:52.501	288.5	2:21:47.156	14	3	4:12.299	41.219	1:35.075	1:56.005	286.2	1:31:55.335
26	1	4:01.467	38.014	1:32.778	1:50.675	280.3	2:25:48.623	15	3	4:05.788	38.586	1:33.693	1:53.509	286.2	1:36:01.123
27	1	4:10.228 B	37.332	1:31.448	2:01.448	292.4	2:29:58.851	16	3	4:05.133	38.094	1:33.210	1:53.829	288.5	1:40:06.256
28	1	6:44.084	3:19.197	1:33.249	1:51.638	286.9	2:36:42.935	17	3	4:10.143 B	38.038	1:32.760	1:59.345	287.7	1:44:16.399
29	1	4:02.775	38.032	1:32.492	1:52.251	287.7	2:40:45.710	18	1	11:50.764 B	3:18.943	3:52.431	4:39.390	79.0	1:56:07.163
30	1	4:02.728	38.426	1:32.701	1:51.601	290.0	2:44:48.438	19	1	20:43.533 B	...	6:16.819	2:11.351	286.9	2:16:50.696
31	1	4:07.717 B	37.874	1:32.244	1:57.599	289.3	2:48:56.155	20	1	8:42.360	5:09.609	1:35.857	1:56.894	281.0	2:25:33.056
32	1	6:28.273 B	1:58.190	1:47.746	2:42.337	204.9	2:55:24.428	21	1	4:11.774	39.834	1:36.595	1:55.345	238.3	2:29:44.830
77 Dempsey - Proton Racing Porsche 911 RSR 1.Christian RIED 3.Matt CAMPBELL LMGTE Am 2.Riccardo PERA								82 Risi Competizione Ferrari 488 GTE Evo 1.Olivier PLA 3.Jules GOUNON LMGTE Pro 2.Sébastien BURDAIS							
1	1	6:48.252 B	3:06.746	1:38.002	2:03.504	220.8	6:48.252	1	2	14:27.797	...	1:45.782	1:57.986	259.4	14:27.797
2	1	13:21.729	9:45.039	1:38.784	1:57.906	256.4	20:09.981	2	2	4:11.405 B	38.290	1:33.043	2:00.072	292.4	18:39.202
3	1	4:11.808	38.917	1:37.691	1:55.200	264.5	24:21.789	3	2	9:43.465	6:18.111	1:34.743	1:50.611	211.3	28:22.667
4	1	4:12.100	38.831	1:37.000	1:56.269	239.3	28:33.889	4	2	3:58.306	37.170	1:31.394	1:49.742	292.4	32:20.973
5	1	4:19.447 B	39.214	1:35.494	2:04.739	286.2	32:53.336	5	2	4:06.764 B	37.335	1:31.001	1:58.428	293.2	36:27.737
6	2	9:32.811	6:03.435	1:34.749	1:54.627	285.4	42:26.147	6	2	7:05.375	3:42.646	1:31.448	1:51.281	294.0	43:33.112
7	2	4:02.678	38.143	1:32.449	1:52.086	286.9	46:28.825	7	2	3:57.320	37.026	1:30.561	1:49.733	293.2	47:30.432
8	2	4:30.629	37.889	1:33.238	2:19.502	290.0	50:59.454	8	2	5:01.877 B	37.452	1:59.309	2:25.116	283.9	52:32.309
9	2	6:51.813 B	58.555	3:10.256	2:43.002	115.7	57:51.267	9	2	10:44.225	7:23.198	1:31.833	1:49.194	292.4	1:03:16.534
10	2	13:01.197	9:31.647	1:35.023	1:54.527	274.6	1:10:52.464	10	2	4:07.768 B	37.131	1:33.086	1:57.551	292.4	1:07:24.302
11	2	4:00.924	37.656	1:32.352	1:50.916	287.7	1:14:53.388	11	2	14:15.341	...	1:31.826	1:52.462	290.0	1:21:39.643
12	2	4:11.647 B	37.750	1:32.222	2:01.675	288.5	1:19:05.035	12	2	3:59.691	38.916	1:31.422	1:49.353	290.8	1:25:39.334
13	3	21:42.445	...	1:36.839	1:55.238	215.9	1:40:47.480	13	2	3:56.936	37.252	1:30.793	1:48.891	294.8	1:29:36.270
14	3	4:00.008	37.794	1:32.176	1:50.038	294.0	1:44:47.488	14	2	4:05.897 B	36.999	1:31.408	1:57.490	294.8	1:33:42.167
15	3	6:38.609 B	37.649	1:33.641	4:27.319	290.8	1:51:26.097	15	1	8:08.438	4:40.835	1:34.346	1:53.257	261.3	1:41:50.605
16	3	20:09.882	...	1:32.189	1:50.107	281.7	2:11:35.979	16	1	4:05.069	37.741	1:31.474	1:55.854	294.8	1:45:55.674
17	3	5:01.519	36.964	2:35.005	1:49.550	290.0	2:16:37.498	17	1	7:07.762 B	37.795	1:59.229	4:30.738	294.8	1:53:03.436
18	3	4:46.755	36.805	2:21.178	1:48.772	290.0	2:21:24.253	18	1	20:19.943	...	1:37.133	1:52.187	280.3	2:13:23.379
19	3	3:57.237	37.758	1:31.532	1:47.947	291.6	2:25:21.490	19	1	5:15.831	37.573	2:39.152	1:59.106	291.6	2:18:39.210
20	3	4:06.705 B	36.948	1:30.649	1:59.108	291.6	2:29:28.195	20	1	3:58.057	37.484	1:31.064	1:49.509	294.0	2:22:37.267
21	1	5:35.080	2:07.699	1:33.540	1:53.841	286.9	2:35:03.275								
22	1	4:03.953	38.589	1:33.007	1:52.357	288.5	2:39:07.228								
23	1	4:07.311	39.166	1:33.311	1:54.834	265.1	2:43:14.539								
24	1	4:22.352 B	41.913	1:34.705	2:05.734	281.0	2:47:36.891								
25	2	7:47.249	3:49.818	1:32.495	2:24.936	287.7	2:55:24.140								
26	2	4:33.214	37.930	1:32.194	2:23.090	288.5	2:59:57.354								
27	2	4:36.240	37.778	1:31.393	2:27.069	290.0	3:04:33.594								





FIA WEC

88^e Edition des 24 Heures du Mans

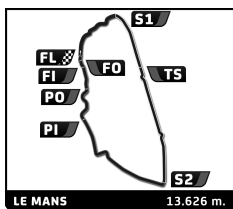
Free Practice 1



Sector Analysis

Lap	D	Time	Sector 1	Sector 2	Sector 3	T. Spd	Elapsed	Lap	D	Time	Sector 1	Sector 2	Sector 3	T. Spd	Elapsed
21	1	3:56.273	37.120	1:30.456	1:48.697	294.0	2:26:33.540	10	3	4:01.148	37.802	1:32.032	1:51.314	287.7	48:12.792
22	1	4:06.190 B	37.515	1:31.526	1:57.149	292.4	2:30:39.730	11	3	5:55.039	37.710	2:05.267	3:12.062	222.1	54:07.831
23	1	6:55.097	3:31.239	1:31.097	1:52.761	293.2	2:37:34.827	12	3	5:13.912	57.683	2:19.928	1:56.301	81.4	59:21.743
24	1	4:08.203 B	37.290	1:30.680	2:00.233	293.2	2:41:43.030	13	3	4:08.186 B	38.068	1:31.878	1:58.240	291.6	1:03:29.929
25	1	12:06.528	7:46.681	1:31.417	2:48.430	291.6	2:53:49.558	14	1	6:34.496	2:50.216	1:39.441	2:04.839	243.6	1:10:04.425
26	1	4:44.063 B	38.270	1:31.675	2:34.118	292.4	2:58:33.621	15	1	4:16.491	40.260	1:36.382	1:59.849	285.4	1:14:20.916
83 AF Corse Ferrari 488 GTE Evo 1. François PERRODO 3. Nicklas NIELSEN LMGT E Am 2. Emmanuel COLLARD															
1	3	6:37.551	3:05.488	1:37.425	1:54.638	255.7	6:37.551	16	1	4:18.170	41.810	1:38.411	1:57.949	286.2	1:18:39.086
2	3	4:01.161	38.145	1:32.500	1:50.516	291.6	10:38.712	17	1	4:11.655	40.220	1:35.210	1:56.225	286.2	1:22:50.741
3	3	3:59.437	36.962	1:32.347	1:50.128	292.4	14:38.149	18	1	4:12.807	40.146	1:36.054	1:56.607	286.2	1:27:03.548
4	3	3:58.904	37.189	1:31.548	1:50.167	291.6	18:37.053	19	1	4:21.661 B	42.035	1:35.928	2:03.698	289.3	1:31:25.209
5	3	4:02.246	37.347	1:33.268	1:51.631	290.8	22:39.299	20	1	18:20.419 B	...	1:37.352	3:57.287	276.0	1:49:45.628
6	3	3:59.106	37.173	1:31.783	1:50.150	290.0	26:38.405	21	1	22:45.084	...	1:43.162	2:08.657	268.4	2:12:30.712
7	3	4:11.408 B	37.305	1:34.007	2:00.096	290.8	30:49.813	22	1	5:19.565	40.286	2:41.532	1:57.747	287.7	2:17:50.277
8	1	7:00.529	3:34.058	1:33.783	1:52.688	287.7	37:50.342	23	1	4:12.380	39.671	1:35.218	1:57.491	284.7	2:22:02.657
9	1	4:04.724	38.554	1:33.023	1:53.147	289.3	41:55.066	24	1	4:11.226	39.779	1:33.914	1:57.533	288.5	2:26:13.883
10	1	4:11.547 B	38.640	1:33.652	1:59.255	288.5	46:06.613	25	1	4:09.065	40.344	1:33.418	1:55.303	291.6	2:30:22.948
11	1	15:38.961	...	1:34.929	1:55.051	285.4	1:01:45.574	26	1	4:17.638 B	38.982	1:35.565	2:03.091	289.3	2:34:40.586
12	1	4:05.046	38.895	1:33.347	1:52.804	286.9	1:05:50.620	27	3	7:45.463	4:05.120	1:40.205	2:00.138	213.4	2:42:26.049
13	1	4:05.889	38.548	1:33.331	1:54.010	289.3	1:09:56.509	28	3	3:59.237	37.815	1:31.662	1:49.760	292.4	2:46:25.286
14	1	4:03.204	38.778	1:32.555	1:51.871	290.8	1:13:59.713	29	3	3:58.793	37.337	1:31.415	1:50.041	291.6	2:50:24.079
15	1	4:08.218 B	38.478	1:32.441	1:57.299	290.0	1:18:07.931	30	3	4:40.509	37.682	1:31.410	2:31.417	290.8	2:55:04.588
16	2	7:05.163	3:38.997	1:33.520	1:52.646	288.5	1:25:13.094	31	3	4:46.874 B	40.105	1:32.746	2:34.023	290.8	2:59:51.462
17	2	4:02.514	38.804	1:32.794	1:50.916	290.0	1:29:15.608	86 Gulf Racing Porsche 911 RSR 1. Michael WAINWRIGHT 3. Andrew WATSON LMGT E Am 2. Benjamin BARKER							
18	2	4:00.117	38.016	1:31.811	1:50.290	290.0	1:33:15.725	1	2	4:48.086 B	1:05.173	1:39.338	2:03.575	228.2	4:48.086
19	2	3:58.850	37.676	1:31.506	1:49.668	290.0	1:37:14.575	2	2	6:28.030	3:04.038	1:33.010	1:50.982	286.2	11:16.116
20	2	4:06.364 B	37.491	1:31.414	1:57.459	296.4	1:41:20.939	3	2	3:57.344	37.330	1:31.081	1:48.933	289.3	15:13.460
21	2	9:40.334 B	3:37.512	1:32.889	4:29.933	290.0	1:51:01.273	4	2	4:09.640 B	37.213	1:35.220	1:57.207	290.8	19:23.100
22	2	22:38.101	...	1:33.689	1:51.611	288.5	2:13:39.374	5	1	7:34.602	3:57.263	1:39.545	1:57.794	270.4	26:57.702
23	2	5:06.173	37.438	2:38.766	1:49.969	274.6	2:18:45.547	6	1	4:09.530	40.065	1:34.770	1:54.695	287.7	31:07.232
24	2	4:08.724 B	37.458	1:30.957	2:00.309	290.8	2:22:54.271	7	1	4:06.905	38.944	1:33.946	1:54.015	286.9	35:14.137
25	1	7:04.360	3:40.014	1:33.243	1:51.103	290.0	2:29:58.631	8	1	4:07.002	38.469	1:34.832	1:53.701	286.9	39:21.139
26	1	4:01.640	38.717	1:32.080	1:50.843	291.6	2:34:00.271	9	1	4:05.527	38.526	1:34.038	1:52.963	286.2	43:26.666
27	1	4:01.676	38.298	1:32.120	1:51.258	290.8	2:38:01.947	10	1	4:03.831	38.264	1:32.997	1:52.570	286.9	47:30.497
28	1	5:19.851 B	38.995	1:47.770	2:53.086	226.3	2:43:21.798	11	1	5:03.433	38.723	2:26.815	1:57.895	290.8	52:33.930
29	3	5:47.730	2:13.501	1:40.303	1:53.926	220.3	2:49:09.528	12	1	5:19.807	38.648	2:10.688	2:30.471	284.7	57:53.737
30	3	4:37.157	37.807	1:32.652	2:26.698	287.7	2:53:46.685	13	1	4:08.917	39.961	1:35.260	1:53.696	279.5	1:02:02.654
31	3	4:34.412	37.784	1:31.387	2:25.241	292.4	2:58:21.097	14	1	4:05.083	38.325	1:34.213	1:52.545	268.4	1:06:07.737
32	3	4:44.802	38.791	1:31.756	2:34.255	290.0	3:03:05.899	15	1	4:11.181 B	38.162	1:32.400	2:00.619	289.3	1:10:18.918
85 Iron Lynx Ferrari 488 GTE Evo 1. Manuela GOSTNER 3. Michelle GATTING LMGT E Am 2. Rahel FREY															
1	2	5:44.522 B	1:54.446	1:43.323	2:06.753	229.2	5:44.522	16	3	18:02.177 B	...	1:37.683	2:03.279	283.2	1:28:21.095
2	2	7:48.577	4:18.346	1:35.337	1:54.894	284.7	13:33.099	17	3	12:57.546	9:29.633	1:34.623	1:53.290	289.3	1:41:18.641
3	2	4:02.875	38.021	1:32.960	1:51.894	286.2	17:35.974	18	3	4:03.879	38.457	1:33.183	1:52.239	289.3	1:45:22.520
4	2	4:01.535	37.283	1:33.286	1:50.966	286.9	21:37.509	19	3	6:39.110 B	37.914	1:33.417	4:27.779	289.3	1:52:01.630
5	2	4:01.019	37.467	1:31.808	1:51.744	290.0	25:38.528	20	3	19:36.753	...	1:33.464	1:51.623	289.3	2:11:38.383
6	2	4:00.721	37.670	1:32.106	1:50.945	288.5	29:39.249	21	3	5:07.318	37.657	2:38.466	1:51.195	286.2	2:16:45.701
7	2	4:07.764 B	37.643	1:32.105	1:58.016	288.5	33:47.013	22	3	4:46.337	37.664	2:16.453	1:52.220	289.3	2:21:32.038
8	3	6:20.309	2:48.817	1:34.801	1:56.691	286.9	40:07.322	23	3	3:59.228	37.555	1:31.156	1:50.517	294.0	2:25:31.266
9	3	4:04.322	38.415	1:32.907	1:53.000	288.5	44:11.644	24	3	4:00.911	37.508	1:32.023	1:51.380	291.6	2:29:32.177
								25	3	3:58.530	37.414	1:31.019	1:50.097	291.6	2:33:30.707
								26	3	3:59.520	37.460	1:31.727	1:50.333	289.3	2:37:30.227
								27	3	4:01.426	37.998	1:31.343	1:52.085	291.6	2:41:31.653
								28	3	3:57.837	37.295	1:31.304	1:49.238	290.0	2:45:29.490





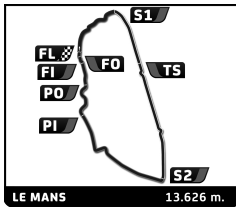
FIA WEC
88^e Edition des 24 Heures du Mans
Free Practice 1



Sector Analysis

Lap	D	Time	Sector 1	Sector 2	Sector 3	T. Spd	Elapsed	Lap	D	Time	Sector 1	Sector 2	Sector 3	T. Spd	Elapsed
29	3	4:05.153	B 37.405	1:31.045	1:56.703	292.4	2:49:34.643	15	2	4:05.672	39.053	1:32.559	1:54.060	290.8	1:15:54.056
30	2	6:03.981	2:08.987	1:31.977	2:23.017	290.0	2:55:38.624	16	2	4:25.854	B 39.105	1:34.260	2:12.489	291.6	1:20:19.910
31	2	4:32.365	37.188	1:31.464	2:23.713	290.8	3:00:10.989	17	1	7:58.164	4:09.080	1:40.183	2:08.901	286.9	1:28:18.074
88 Dempsey - Proton Racing Porsche 911 RSR 1.Thomas PREINING 3.Adrien DE LEENER LMGTE Am 2.Dominique BASTIEN								18 1 4:16.885 41.149 1:36.716 1:59.020 282.5 1:32:34.959 19 1 4:14.549 40.652 1:35.244 1:58.653 289.3 1:36:49.508 20 1 4:15.524 40.897 1:35.052 1:59.575 272.5 1:41:05.032 21 1 14:30.390 40.161 1:36.818 ... 263.2 1:55:35.422 22 3 29:34.359 ... 1:34.429 1:54.221 288.5 2:25:09.781 23 3 4:04.458 38.119 1:32.958 1:53.381 289.3 2:29:14.239 24 3 4:05.921 38.429 1:33.082 1:54.410 290.8 2:33:20.160 25 3 4:05.760 38.585 1:33.349 1:53.826 290.8 2:37:25.920 26 3 4:15.244 38.998 1:33.381 2:02.865 280.3 2:41:41.164 27 2 6:11.864 2:40.447 1:35.932 1:55.485 286.9 2:47:53.028 28 2 4:38.407 39.952 1:33.660 2:24.795 287.7 2:52:31.435 29 2 4:39.980 38.917 1:33.022 2:28.041 291.6 2:57:11.415 30 2 4:43.022 38.649 1:32.638 2:31.735 290.0 3:01:54.437							
89 Team Project 1 Porsche 911 RSR 1.Steve BROOKS 3.Andreas LASKARATOS LMGTE Am 2.Julien PIGUET								90 TF Sport Aston Martin Vantage AMR 1.Salih YOLUC 3.Jonathan ADAM LMGTE Am 2.Charles EASTWOOD 1 3 5:00.945 57.847 1:55.529 2:07.569 178.2 5:00.945 2 3 4:23.826 39.849 1:42.555 2:01.422 244.8 9:24.771 3 3 4:10.450 37.747 1:32.844 1:59.859 288.5 13:35.221 4 3 6:32.830 2:43.615 1:46.981 2:02.234 210.5 20:08.051 5 3 4:28.299 40.121 1:44.200 2:03.978 261.3 24:36.350 6 3 4:01.716 37.691 1:33.222 1:50.803 278.1 28:38.066 7 3 4:16.411 37.389 1:33.719 2:05.303 291.6 32:54.477 8 1 5:37.891 2:06.068 1:35.718 1:56.105 286.2 38:32.368 9 1 4:05.162 38.863 1:33.316 1:52.983 290.0 42:37.530 10 1 4:02.824 38.409 1:32.684 1:51.731 289.3 46:40.354 11 1 4:30.590 38.149 1:36.648 2:15.793 290.0 51:10.944 12 1 6:39.382 52.273 3:12.041 2:35.068 107.6 57:50.326 13 1 4:08.876 39.553 1:35.427 1:53.896 288.5 1:01:59.202 14 1 4:04.664 39.051 1:33.594 1:52.019 288.5 1:06:03.866 15 1 4:11.344 38.108 1:33.218 2:00.018 290.0 1:10:15.210 16 2 7:23.346 3:56.920 1:33.910 1:52.516 290.0 1:17:38.556 17 2 4:05.263 37.523 1:34.196 1:53.544 291.6 1:21:43.819 18 2 3:57.921 37.277 1:31.196 1:49.448 292.4 1:25:41.740 19 2 3:56.988 37.329 1:30.844 1:48.815 293.2 1:29:38.728 20 2 3:57.702 36.844 1:30.427 1:50.431 294.0 1:33:36.430 21 2 4:02.642 36.892 1:30.855 1:54.895 290.8 1:37:39.072 22 3 5:42.350 2:18.820 1:33.049 1:50.481 290.8 1:43:21.422 23 3 4:28.303 37.434 1:31.602 2:19.267 294.0 1:47:49.725 24 3 9:23.648 1:25.974 4:18.606 3:39.068 79.3 1:57:13.373 25 3 14:16.302 ... 1:34.544 1:50.948 287.7 2:11:29.675 26 3 5:04.227 37.467 2:35.653 1:51.107 291.6 2:16:33.902 27 3 4:51.520 37.491 2:22.971 1:51.058 290.8 2:21:25.422 28 3 4:08.801 40.613 1:31.644 1:56.544 291.6 2:25:34.223 29 1 5:42.205 2:14.967 1:34.210 1:53.028 245.9 2:31:16.428 30 1 4:07.399 42.144 1:32.854 1:52.401 290.8 2:35:23.827 31 1 4:01.699 38.358 1:32.146 1:51.195 290.8 2:39:25.526 32 1 4:04.470 38.102 1:32.225 1:54.143 292.4 2:43:29.996 33 1 4:02.532 38.520 1:32.501 1:51.511 291.6 2:47:32.528 34 1 4:13.854 38.735 1:32.682 2:02.437 296.4 2:51:46.382							





FIA WEC

88^e Edition des 24 Heures du Mans

Free Practice 1

Sector Analysis



Lap under Red Flag											Invalidated Lap											Personal Best											Session Best											B Crossing the pit lane																																																																																																																																																																											
Lap	D	Time	Sector 1	Sector 2	Sector 3	T. Spd	Elapsed	Lap	D	Time	Sector 1	Sector 2	Sector 3	T. Spd	Elapsed	Lap	D	Time	Sector 1	Sector 2	Sector 3	T. Spd	Elapsed	Lap	D	Time	Sector 1	Sector 2	Sector 3	T. Spd	Elapsed	Lap	D	Time	Sector 1	Sector 2	Sector 3	T. Spd	Elapsed																																																																																																																																																																																
5	1	3:55.720	36.581	1:31.027	1:48.112	291.6	26:14.630	18	2	3:56.915	37.243	1:30.613	1:49.059	294.8	1:19:27.357	19	2	4:00.400	38.631	1:31.956	1:49.813	293.2	1:23:27.757	20	2	4:01.059	39.563	1:31.774	1:49.722	294.0	1:27:28.816	21	2	4:06.597 B	37.914	1:31.777	1:56.906	291.6	1:31:35.413	22	1	8:25.659 B	2:05.384	3:03.560	3:16.715	116.8	1:40:01.072	23	1	8:55.642 B	4:00.573	1:40.316	3:14.753	288.5	1:48:56.714	24	1	22:58.033	...	1:38.132	1:53.471	281.7	2:11:54.747	25	1	5:08.958	38.166	2:36.926	1:53.866	288.5	2:17:03.705	26	1	4:38.504	39.238	2:05.720	1:53.546	278.8	2:21:42.209	27	1	4:02.777	38.240	1:32.665	1:51.872	291.6	2:25:44.986	28	1	4:01.538	38.106	1:32.053	1:51.379	292.4	2:29:46.524	29	1	4:03.117	39.024	1:32.984	1:51.109	291.6	2:33:49.641	30	1	4:10.414 B	38.334	1:33.650	1:58.430	287.7	2:38:00.055	31	2	5:20.836	1:59.878	1:31.426	1:49.532	289.3	2:43:20.891	32	2	3:57.129	37.058	1:31.705	1:48.366	287.7	2:47:18.020	33	2	3:55.484	36.849	1:30.330	1:48.305	290.0	2:51:13.504	34	2	4:36.250	40.217	1:31.436	2:24.597	290.0	2:55:49.754	35	2	4:28.519	37.136	1:30.297	2:21.086	291.6	3:00:18.273																																																																
99 Dempsey - Proton Racing Porsche 911 RSR 1. Vutthikorn INTTRAPHUVA3 Julien ANDLAUER LMGT E Am 2. Lucas LÉGERET																																																																																																																																																																																																																							
1	3	8:41.106	5:16.024	1:33.737	1:51.345	283.2	8:41.106	2	3	4:09.290 B	37.648	1:31.915	1:59.727	286.9	12:50.396	3	3	9:12.990	5:48.939	1:32.766	1:51.285	287.7	22:03.386	4	3	3:59.369	37.547	1:31.536	1:50.820	287.7	26:02.755	5	3	3:59.908	37.547	1:31.536	1:50.825	287.7	30:02.663	6	3	4:05.694 B	37.663	1:31.458	1:56.573	288.5	34:08.357	7	3	11:03.413	7:41.232	1:31.866	1:50.315	288.5	45:11.770	8	3	4:00.775	37.624	1:31.289	1:51.862	288.5	49:12.545	9	3	7:14.678 B	1:02.150	2:58.756	3:13.772	107.2	56:27.223	10	1	21:56.030	...	1:39.607	1:58.708	286.2	1:18:23.253	11	1	4:20.404	40.792	1:42.655	1:56.957	288.5	1:22:43.657	12	1	4:11.369	39.884	1:34.317	1:57.168	288.5	1:26:55.026	13	1	4:14.538	40.372	1:35.508	1:58.658	290.8	1:31:09.564	14	1	4:11.984	40.221	1:35.434	1:56.329	262.6	1:35:21.548	15	1	4:10.730	40.061	1:34.221	1:56.448	288.5	1:39:32.278	16	1	4:13.051	40.079	1:37.410	1:55.562	290.0	1:43:45.329	17	1	6:48.436 B	39.558	1:35.385	4:33.493	290.8	1:50:33.765	18	1	27:58.922	...	2:41.748	1:58.546	282.5	2:18:32.687	19	1	4:15.641	39.879	1:37.185	1:58.577	290.8	2:22:48.328	20	1	4:12.747	40.389	1:34.633	1:57.725	288.5	2:27:01.075	21	1	4:09.983	40.012	1:35.272	1:54.699	287.7	2:31:11.058	22	1	4:17.216 B	40.521	1:34.514	2:02.181	289.3	2:35:28.274	23	2	7:06.281	3:38.095	1:33.902	1:54.284	292.4	2:42:34.555	24	2	4:05.340	38.772	1:33.285	1:53.283	287.7	2:46:39.895	25	2	4:05.127	38.338	1:33.699	1:53.090	289.3	2:50:45.022	26	2	4:40.729	38.586	1:33.067	2:29.076	286.9	2:55:25.751	27	2	4:42.470 B	39.068	1:32.908	2:30.494	289.3	3:00:08.221
98 Aston Martin Racing Aston Martin Vantage AMR 1. Paul DALLA LANA 3. Augusto FARFUS LMGT E Am 2. Ross GUNN																																																																																																																																																																																																																							
1	3	4:33.638	1:01.399	1:36.673	1:55.566	262.6	4:33.638	2	3	4:01.184	38.017	1:32.420	1:50.747	290.0	8:34.822	3	3	3:57.930	37.253	1:30.925	1:49.752	290.8	12:32.752	4	3	3:57.347	36.959	1:30.894	1:49.494	290.0	16:30.099	5	3	3:59.550	36.905	1:32.237	1:50.408	291.6	20:29.649	6	3	3:59.059	37.022	1:32.257	1:49.780	290.0	24:28.708	7	3	4:09.595 B	36.998	1:34.091	1:58.506	224.0	28:38.303	8	1	5:50.139	2:21.287	1:34.131	1:54.721	288.5	34:28.442	9	1	4:04.466	38.841	1:32.918	1:52.707	290.8	38:32.908	10	1	4:05.079	38.614	1:33.639	1:52.826	290.0	42:37.987	11	1	4:02.875	38.375	1:33.071	1:51.429	291.6	46:40.862	12	1	4:20.726	37.986	1:32.729	2:10.011	294.8	51:01.588	13	1	6:37.646	58.721	3:10.066	2:28.859	112.7	57:39.234	14	1	4:11.681 B	38.898	1:33.187	1:59.596	293.2	1:01:50.915	15	2	5:41.828	2:12.365	1:33.830	1:55.633	290.8	1:07:32.743	16	2	3:59.811	37.631	1:31.754	1:50.426	289.3	1:11:32.554	17	2	3:57.888	37.330	1:30.972	1:49.586	294.8	1:15:30.442																																																																																

