

# FIA WEC 88<sup>e</sup> Edition des 24 Heures du Mans Free Practice 2

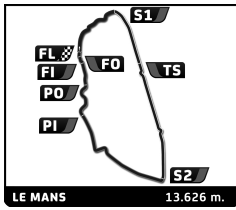
## Sector Analysis



Lap under Red Flag											Invalidated Lap	Personal Best	Session Best	B Crossing the pit lane	
Lap	D	Time	Sector 1	Sector 2	Sector 3	T. Spd	Elapsed	Lap	D	Time	Sector 1	Sector 2	Sector 3	T. Spd	Elapsed
<b>11</b> Eurointernational <small>Ligier JS217 - Gibson</small> 1. Adrien TAMBAY 3. Christophe D'ANSEMBOUR LMP2 2. Erik MARIS															
1	2	20:59.045	B	...	1:28.197	4:49.238	302.2	20:59.045							
2	2	19:53.333		...	1:31.266	1:50.178	286.9	40:52.378							
3	2	3:58.586		37.691	1:31.194	1:49.701	311.8	44:50.964							
4	2	3:52.420		<b>36.727</b>	1:27.293	1:48.400	318.2	48:43.384							
5	2	3:57.062		38.738	1:29.753	1:48.571	283.2	52:40.446							
6	2	<b>6:44.809</b>	B	36.840	1:42.519	4:25.450	304.7	59:25.255							
7	2	21:35.069		...	1:32.240	1:49.758	206.8	1:21:00.324							
8	2	3:57.272		38.407	1:28.471	1:50.394	311.8	1:24:57.596							
9	2	<b>3:51.919</b>		36.970	1:26.829	<b>1:48.120</b>	302.2	1:28:49.515							
10	2	3:59.688	B	36.977	<b>1:26.760</b>	1:55.951	322.9	1:32:49.203							
11	1	:23:44.805		...	1:28.683	1:51.981	273.2	2:56:34.008							
12	1	3:56.899		37.304	1:28.102	1:51.493	286.2	3:00:30.907							
<b>16</b> G-Drive Racing by Algarve <small>Aurus 01 - Gibson</small> 1. Ryan CULLEN 3. Nicholas TANDY LMP2 2. Oliver JARVIS															
1	3	:27:43.722		...	1:29.438	1:46.003	226.3	2:27:43.722							
2	3	7:44.760	B	35.107	2:41.795	4:27.858	313.6	2:35:28.482							
3	3	18:12.518		...	1:23.919	1:39.722	314.5	2:53:41.000							
4	3	3:33.414		33.516	1:21.302	<b>1:38.596</b>	322.9	2:57:14.414							
5	3	<b>3:32.735</b>		<b>33.205</b>	<b>1:20.679</b>	1:38.851	326.8	3:00:47.149							
<b>17</b> IDEC Sport <small>Oreca 07 - Gibson</small> 1. Dwight MERRIMAN 3. Jonathan KENNARD LMP2 2. Kyle TILLEY															
1	2	41:36.476		...	1:29.160	1:42.091	315.4	41:36.476							
2	2	<b>3:36.402</b>		34.735	<b>1:22.402</b>	<b>1:39.265</b>	326.8	45:12.878							
3	2	4:38.031	B	1:14.741	1:27.234	1:56.056	305.6	49:50.909							
4	2	30:24.510		...	1:25.843	1:41.272	274.6	1:20:15.419							
5	2	3:45.912	B	<b>34.310</b>	1:22.472	1:49.130	325.8	1:24:01.331							
6	1	7:44.341		4:30.715	1:28.001	1:45.625	295.6	1:31:45.672							
7	1	3:49.470		36.667	1:27.306	1:45.497	274.6	1:35:35.142							
<b>21</b> DragonSpeed USA <small>Oreca 07 - Gibson</small> 1. Juan Pablo MONTOYA 3. Memo ROJAS LMP2 2. Timothé BURET															
1	1	28:07.376	B	...	1:24.730	1:57.656	304.7	28:07.376							
2	1	9:12.906		6:04.337	1:23.457	1:45.112	298.8	37:20.282							
3	1	3:32.022		33.214	1:20.823	1:37.985	329.8	40:52.304							
4	1	3:36.162		33.480	1:21.048	1:41.634	330.8	44:28.466							
5	1	3:41.300		33.815	1:23.665	1:43.820	330.8	48:09.766							
6	1	3:44.968	B	33.072	1:20.999	1:50.897	326.8	51:54.734							
7	1	32:55.692		...	1:22.506	1:40.589	321.0	1:24:50.426							
8	1	3:34.711		34.477	1:21.776	1:38.458	323.9	1:28:25.137							
9	1	3:33.137		<b>33.018</b>	<b>1:20.458</b>	1:39.661	327.8	1:31:58.274							
10	1	<b>3:30.485</b>		33.335	1:20.469	<b>1:36.681</b>	325.8	1:35:28.759							
11	1	3:46.109	B	34.500	1:22.295	1:49.314	324.9	1:39:14.868							
12	2	29:50.922		...	1:24.795	1:43.222	318.2	2:09:05.790							
13	2	3:34.115		33.653	1:21.838	1:38.624	326.8	2:12:39.905							
14	2	3:32.593		33.355	1:21.085	1:38.153	327.8	2:16:12.498							
15	2	3:33.873		33.607	1:21.490	1:38.776	332.9	2:19:46.371							
16	2	3:34.493		33.785	1:21.682	1:39.026	329.8	2:23:20.864							
17	2	3:36.366		33.470	1:21.195	1:41.701	330.8	2:26:57.230							
18	2	6:18.435		34.549	1:25.189	4:18.697	309.1	2:33:15.665							
19	2	4:47.312		1:25.754	1:41.413	1:40.145	294.0	2:38:02.977							
20	2	3:36.802		33.437	1:21.636	1:41.729	325.8	2:41:39.779							
21	2	3:45.079	B	33.377	1:21.066	1:50.636	327.8	2:45:24.858							
22	3	5:36.108		2:31.835	1:23.431	1:40.842	322.0	2:51:00.966							
23	3	3:34.483		33.813	1:21.882	1:38.788	325.8	2:54:35.449							
24	3	3:33.687		33.687	1:21.046	1:38.954	324.9	2:58:09.136							
25	3	3:34.298		33.601	1:21.613	1:39.084	330.8	3:01:43.434							
<b>22</b> United Autosports <small>Oreca 07 - Gibson</small> 1. Philip HANSON 3. Paul DI RESTA LMP2 2. Filipe ALBUQUERQUE															
1	2	20:22.284		...	1:25.603	1:50.017	312.7	20:22.284							
2	2	3:38.701		33.284	1:21.500	1:43.917	327.8	24:00.985							
3	2	3:32.204		33.365	1:21.472	1:37.367	329.8	27:33.189							
4	2	4:48.800		33.360	1:21.435	2:54.005	332.9	32:21.989							
5	2	3:37.764		35.038	1:22.837	1:39.889	258.8	35:59.753							
6	2	3:33.195		33.459	1:21.020	1:38.716	328.8	39:32.948							
7	2	3:40.413		35.572	1:23.088	1:41.753	333.9	43:13.361							
8	2	3:30.654		33.157	1:20.769	<b>1:36.728</b>	329.8	46:44.015							
9	2	3:35.370		33.052	1:21.587	1:40.731	331.8	50:19.385							
10	2	3:41.535	B	34.551	1:21.911	1:45.073	325.8	54:00.920							
11	3	25:09.879		...	1:26.990	1:54.344	270.4	1:19:10.799							
12	3	<b>3:30.171</b>		32.579	<b>1:20.251</b>	1:37.341	327.8	1:22:40.970							







# FIA WEC

## 88<sup>e</sup> Edition des 24 Heures du Mans

### Free Practice 2



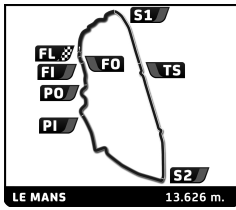
### Sector Analysis

Lap under Red Flag   Invalidated Lap   Personal Best   Session Best   Crossing the pit lane

Lap	D	Time	Sector 1	Sector 2	Sector 3	T. Spd	Elapsed	Lap	D	Time	Sector 1	Sector 2	Sector 3	T. Spd	Elapsed
30	3	3:40.474 B	33.554	1:22.036	1:44.884	324.9	2:45:27.809	13	1	16:45.353	...	1:26.611	1:43.210	306.5	1:19:17.676
31	3	9:33.399	6:33.835	1:21.974	1:37.590	321.0	2:55:01.208	14	1	3:42.645	35.508	1:24.852	1:42.285	322.9	1:23:00.321
32	3	<b>3:29.436</b>	33.353	1:20.144	<b>1:35.939</b>	323.9	2:58:30.644	15	1	3:44.676	35.227	1:24.506	1:44.943	324.9	1:26:44.997
33	3	3:40.985 B	32.836	<b>1:19.969</b>	1:48.180	325.8	3:02:11.629	16	1	3:47.851	36.379	1:29.251	1:42.221	322.0	1:30:32.848
<b>27</b>	<b>DragonSpeed USA</b> Oreca 07 - Gibson							<b>Duqueine Team</b> Oreca 07 - Gibson							
	1. Henrik HEDMAN      3. Renger VAN DER ZANDE      LMP2							1. Jonathan HIRSCHI      3. Tristan GOMMENDY      LMP2							
	2. Ben HANLEY							2. Konstantin TERESCHENKC							
<b>28</b>	<b>IDEC Sport</b> Oreca 07 - Gibson							<b>Panis Racing</b> Oreca 07 - Gibson							
	1. Paul LAFARGUE      3. Richard BRADLEY      LMP2							1. Nicolas JAMIN      3. Matthieu VAXIVIERE      LMP2							
	2. Paul Loup CHATIN							2. Julien CANAL							
<b>29</b>	<b>Racing Team Nederland</b> Oreca 07 - Gibson							<b>Panis Racing</b> Oreca 07 - Gibson							
	1. Frits VAN EERD      3. Nyck DE VRIES      LMP2							1. Nicolas JAMIN      3. Matthieu VAXIVIERE      LMP2							
	2. Giedo VAN DER GARDE							2. Julien CANAL							
<b>30</b>	<b>Duqueine Team</b> Oreca 07 - Gibson							<b>Panis Racing</b> Oreca 07 - Gibson							
	1. Jonathan HIRSCHI      3. Tristan GOMMENDY      LMP2							1. Nicolas JAMIN      3. Matthieu VAXIVIERE      LMP2							
	2. Konstantin TERESCHENKC							2. Julien CANAL							
<b>31</b>	<b>Panis Racing</b> Oreca 07 - Gibson							<b>Panis Racing</b> Oreca 07 - Gibson							
	1. Nicolas JAMIN      3. Matthieu VAXIVIERE      LMP2							1. Nicolas JAMIN      3. Matthieu VAXIVIERE      LMP2							
	2. Julien CANAL							2. Julien CANAL							
<b>32</b>	<b>Panis Racing</b> Oreca 07 - Gibson							<b>Panis Racing</b> Oreca 07 - Gibson							
	1. Nicolas JAMIN      3. Matthieu VAXIVIERE      LMP2							1. Nicolas JAMIN      3. Matthieu VAXIVIERE      LMP2							
	2. Julien CANAL							2. Julien CANAL							







FIA WEC 88<sup>e</sup> Edition des 24 Heures du Mans Free Practice 2

Sector Analysis



Lap under Red Flag Invalidated Lap Personal Best Session Best Crossing the pit lane

Table with 2 columns of race data including Lap, D, Time, Sector 1-3, T. Spd, and Elapsed.

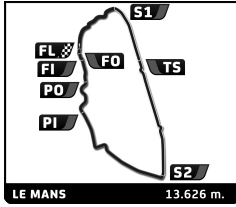
Driver 36: Signatech Alpine ELF, Alpine A470 - Gibson. Driver details and lap data.

Driver 37: Jackie Chan DC Racing, Oreca 07 - Gibson. Driver details and lap data.

Driver 38: JOTA, Oreca 07 - Gibson. Driver details and lap data.

Driver 39: SO24-Has by Graff, Oreca 07 - Gibson. Driver details and lap data.





FIA WEC 88<sup>e</sup> Edition des 24 Heures du Mans Free Practice 2



Sector Analysis

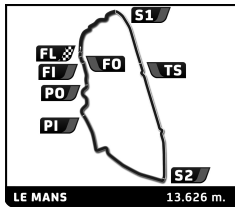
Table with 12 columns: Lap, D, Time, Sector 1, Sector 2, Sector 3, T. Spd, Elapsed. Includes data for drivers 42, 47, 50, and 51, with various performance metrics and status indicators.











# FIA WEC 88<sup>e</sup> Edition des 24 Heures du Mans Free Practice 2



## Sector Analysis

Lap under Red Flag   Invalidated Lap   Personal Best   Session Best   B Crossing the pit lane

Lap	D	Time	Sector 1	Sector 2	Sector 3	T. Spd	Elapsed	Lap	D	Time	Sector 1	Sector 2	Sector 3	T. Spd	Elapsed
3	3	4:07.814	38.413	1:33.337	1:56.064	286.9	29:59.817	1	2	6:39.498	3:09.973	1:35.554	1:53.971	267.8	6:39.498
4	3	5:22.627 <b>B</b>	38.556	1:33.611	3:10.460	288.5	35:22.444	2	2	4:02.908	38.383	1:33.052	1:51.473	286.2	10:42.406
5	3	5:43.582	2:18.347	1:32.779	1:52.456	288.5	41:06.026	3	2	4:27.026	38.089	1:33.176	2:15.761	284.7	15:09.432
6	3	4:03.463	38.391	1:32.961	1:52.111	290.0	45:09.489	4	2	4:06.166	38.358	1:33.120	1:54.688	289.3	19:15.598
7	3	4:06.020	38.067	1:32.227	1:55.726	288.5	49:15.509	5	2	4:02.724	38.078	1:32.904	1:51.742	284.7	23:18.322
8	3	4:10.273 <b>B</b>	38.048	1:32.800	1:59.425	287.7	53:25.782	6	2	4:03.534	37.984	1:32.786	1:52.764	285.4	27:21.856
9	1	27:32.617	...	1:34.303	1:58.864	283.9	1:20:58.399	7	2	5:21.056 <b>B</b>	38.588	1:33.904	3:08.564	283.9	32:42.912
10	1	4:05.391	38.391	1:33.623	1:53.377	287.7	1:25:03.790	8	2	5:39.371	2:12.740	1:33.593	1:53.038	283.2	38:22.283
11	1	4:05.109	38.526	1:33.229	1:53.354	286.9	1:29:08.899	9	2	4:03.679	38.356	1:33.018	1:52.305	284.7	42:25.962
12	1	4:06.173	38.529	1:32.736	1:54.908	287.7	1:33:15.072	10	2	4:06.199	38.339	1:34.770	1:53.090	284.7	46:32.161
13	1	4:07.960	38.903	1:36.273	1:52.784	283.9	1:37:23.032	11	2	4:06.841	38.746	1:33.668	1:54.427	288.5	50:39.002
14	1	6:36.263 <b>B</b>	38.836	1:32.752	4:24.675	289.3	1:43:59.295	12	2	4:21.253 <b>B</b>	39.576	1:33.966	2:07.711	283.9	55:00.255
15	2	25:34.376	...	1:36.696	1:53.944	262.6	2:09:33.671	13	3	27:12.528	...	1:39.229	1:54.408	231.6	1:22:12.783
16	2	4:09.897	39.058	1:35.040	1:55.799	280.3	2:13:43.568	14	3	4:10.077 <b>B</b>	38.207	1:33.907	1:57.963	283.9	1:26:22.860
17	2	4:11.907 <b>B</b>	38.334	1:33.689	1:59.884	288.5	2:17:55.475	15	3	4:56.169	1:31.890	1:32.938	1:51.341	283.2	1:31:19.029
18	2	4:54.479	1:24.407	1:35.225	1:54.847	267.8	2:22:49.954	16	3	4:03.245	37.853	1:32.309	1:53.083	285.4	1:35:22.274
19	2	4:01.316	38.189	1:32.244	1:50.883	290.0	2:26:51.270	17	3	4:01.238	37.789	1:32.650	1:50.799	284.7	1:39:23.512
20	2	6:39.932	38.478	1:33.626	4:27.828	283.9	2:33:31.202	18	3	9:53.089 <b>B</b>	1:00.667	4:17.783	4:34.639	79.5	1:49:16.601
21	2	5:02.440 <b>B</b>	1:25.168	1:39.162	1:58.110	283.2	2:38:33.642	19	3	20:21.981	...	1:37.797	1:51.538	254.5	2:09:38.582
22	2	4:56.240	1:29.412	1:34.598	1:52.230	231.6	2:43:29.882	20	3	4:00.306	38.489	1:31.374	1:50.443	291.6	2:13:38.888
23	2	4:00.462	37.666	1:32.011	1:50.785	290.8	2:47:30.344	21	3	3:58.586	37.683	1:31.593	1:49.310	286.9	2:17:37.474
24	2	4:01.657	37.832	1:32.871	1:50.954	289.3	2:51:32.001	22	3	3:57.908	37.381	1:31.452	1:49.075	286.9	2:21:35.382
25	2	4:00.785	37.713	1:32.045	1:51.027	286.9	2:55:32.786	23	3	4:07.394 <b>B</b>	37.550	1:32.219	1:57.625	286.9	2:25:42.776
26	2	4:08.318 <b>B</b>	37.704	1:32.012	1:58.602	286.2	2:59:41.104	24	3	9:37.091	2:28.466	2:47.913	4:20.712	260.7	2:35:19.867

**63** WeatherTech Racing      Ferrari 488 GTE Evo  
 1.Cooper MACNEIL      3.Jeffrey SEGAL      LMGTE Pro  
 2.Toni VILANDER

1	2	32:03.648	...	1:35.083	3:00.704	278.1	32:03.648
2	2	3:57.501	37.381	1:30.972	1:49.148	292.4	36:01.149
3	2	3:56.081	37.334	1:30.214	1:48.533	295.6	39:57.230
4	2	4:04.216 <b>B</b>	37.487	1:30.333	1:56.396	292.4	44:01.446
5	1	6:34.478	3:08.338	1:33.462	1:52.678	289.3	50:35.924
6	1	4:00.444	37.869	1:31.972	1:50.603	290.8	54:36.368
7	1	8:49.765 <b>B</b>	1:23.651	4:19.421	3:06.693	79.0	1:03:26.133
8	1	16:45.276	...	1:33.390	1:51.303	288.5	1:20:11.409
9	1	3:59.124	37.568	1:31.582	1:49.974	290.8	1:24:10.533
10	1	4:00.469	38.565	1:31.680	1:50.224	294.0	1:28:11.002
11	1	3:59.318	37.486	1:31.523	1:50.309	292.4	1:32:10.320
12	1	3:58.231	37.567	1:31.178	1:49.486	291.6	1:36:08.551
13	1	4:35.983 <b>B</b>	38.128	1:32.118	2:25.737	293.2	1:40:44.534
14	3	29:18.258	...	1:34.642	1:53.244	283.9	2:10:02.792
15	3	3:58.204	37.599	1:30.968	1:49.637	291.6	2:14:00.996
16	3	3:57.665	37.289	1:30.952	1:49.424	294.0	2:17:58.661
17	3	4:03.578 <b>B</b>	37.114	1:30.841	1:55.623	292.4	2:22:02.239
18	2	17:52.421	...	1:32.149	1:51.770	285.4	2:39:54.660
19	2	3:54.023	36.834	1:29.827	1:47.362	292.4	2:43:48.683
20	2	4:03.829 <b>B</b>	37.101	1:30.062	1:56.666	293.2	2:47:52.512
21	2	6:04.888	2:45.907	1:30.998	1:47.983	275.3	2:53:57.400
22	2	3:53.670	36.838	1:29.802	1:47.030	290.8	2:57:51.070
23	2	4:06.322 <b>B</b>	37.119	1:30.866	1:58.337	292.4	3:01:57.392

**66** JMW Motorsport      Ferrari 488 GTE Evo  
 1.Richard HEISTAND      3.Jan MAGNUSSEN      LMGTE Am  
 2.Maxwell ROOT

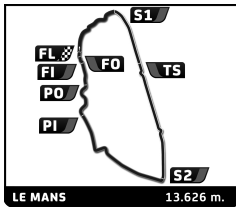
**70** MR Racing      Ferrari 488 GTE Evo  
 1.Takeshi KIMURA      3.Kei COZZOLINO      LMGTE Am  
 2.Vincent ABRIL

1	2	7:20.901	3:50.935	1:36.154	1:53.812	267.8	7:20.901
2	2	4:01.713	38.291	1:32.581	1:50.841	286.9	11:22.614
3	2	4:13.899	37.669	1:31.773	2:04.457	288.5	15:36.513
4	2	4:10.017 <b>B</b>	37.480	1:33.221	1:59.316	289.3	19:46.530
5	2	4:43.613	1:21.229	1:32.878	1:49.506	282.5	24:30.143
6	2	3:58.676	37.386	1:31.085	1:50.205	287.7	28:28.819
7	2	5:08.771	37.255	1:31.410	3:00.106	288.5	33:37.590
8	2	3:57.633	37.203	1:31.076	1:49.354	290.0	37:35.223
9	2	4:06.134 <b>B</b>	38.622	1:31.518	1:55.994	284.7	41:41.357
10	1	14:41.132 <b>B</b>	...	1:36.619	2:57.520	283.2	56:22.489
11	1	24:36.531	...	1:35.392	2:03.205	282.5	1:20:59.020
12	1	4:11.507	41.101	1:34.172	1:56.234	286.9	1:25:10.527
13	1	4:06.209	39.003	1:33.711	1:53.495	289.3	1:29:16.736
14	1	4:05.125	38.943	1:33.756	1:52.426	290.0	1:33:21.861
15	1	4:06.547	38.975	1:33.954	1:53.618	286.9	1:37:28.408

**71** AF Corse      Ferrari 488 GTE Evo  
 1.Davide RIGON      3.Sam BIRD      LMGTE Pro  
 2.Miguel MOLINA

1	1	7:47.025	4:25.855	1:32.343	1:48.827	285.4	7:47.025
2	1	4:01.079	37.004	1:30.956	1:53.119	292.4	11:48.104
3	1	4:01.144	36.774	1:30.562	1:53.808	290.8	15:49.248
4	1	4:15.857 <b>B</b>	36.828	1:30.152	2:08.877	297.2	20:05.105





# FIA WEC

## 88<sup>e</sup> Edition des 24 Heures du Mans

### Free Practice 2



## Sector Analysis

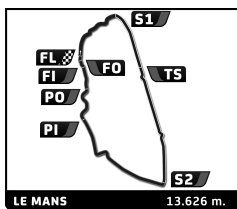
Lap under Red Flag											Invalidated Lap											Personal Best											Session Best											B Crossing the pit lane																																																																																																																																																																																																																																																																																																																																																																			
Lap	D	Time	Sector 1	Sector 2	Sector 3	T. Spd	Elapsed	Lap	D	Time	Sector 1	Sector 2	Sector 3	T. Spd	Elapsed	Lap	D	Time	Sector 1	Sector 2	Sector 3	T. Spd	Elapsed	Lap	D	Time	Sector 1	Sector 2	Sector 3	T. Spd	Elapsed	Lap	D	Time	Sector 1	Sector 2	Sector 3	T. Spd	Elapsed																																																																																																																																																																																																																																																																																																																																																																								
5	1	7:30.014	4:06.052	1:31.574	1:52.388	288.5	27:35.119	3	3	3:58.422	37.053	1:30.965	1:50.404	287.7	19:00.838	4	3	3:58.622	37.693	1:31.537	1:49.392	286.9	22:59.460	5	3	4:08.102	37.604	1:31.141	1:59.357	289.3	27:07.562	6	3	8:27.095	4:15.625	1:36.799	2:34.671	235.2	35:34.657	7	3	3:57.628	37.436	1:31.103	1:49.089	289.3	39:32.285	8	3	4:21.760	39.791	1:35.006	2:06.963	274.6	43:54.045	9	2	9:10.380	5:44.549	1:34.498	1:51.333	287.7	53:04.425	10	2	7:50.427	37.849	2:48.673	4:23.905	284.7	1:00:54.852	11	2	20:12.580	...	1:35.069	1:53.497	280.3	1:21:07.432	12	2	4:02.116	37.702	1:32.248	1:52.166	286.2	1:25:09.548	13	2	3:59.944	37.735	1:31.927	1:50.282	285.4	1:29:09.492	14	2	4:09.737	38.222	1:33.184	1:58.331	289.3	1:33:19.229	15	2	3:59.929	37.547	1:32.312	1:50.070	286.2	1:37:19.158	16	2	6:24.264	38.324	1:31.985	4:13.955	283.9	1:43:43.422	17	1	27:12.958	...	1:35.652	1:52.624	279.5	2:10:56.380	18	1	4:02.654	37.549	1:32.225	1:52.880	287.7	2:14:59.034	19	1	4:00.064	37.681	1:31.764	1:50.619	287.7	2:18:59.098	20	1	4:04.215	39.192	1:31.642	1:53.381	289.3	2:23:03.313	21	1	4:04.579	39.368	1:31.936	1:53.275	288.5	2:27:07.892	22	1	7:22.121	37.466	2:13.224	4:31.431	289.3	2:34:30.013	23	1	4:37.428	1:01.532	1:35.496	2:00.400	285.4	2:39:07.441	24	3	5:53.157	2:23.638	1:36.188	1:53.331	259.4	2:45:00.598	25	3	3:56.723	37.105	1:30.792	1:48.826	288.5	2:48:57.321	26	3	3:57.351	37.073	1:31.574	1:48.704	289.3	2:52:54.672	27	3	3:56.352	37.079	1:30.774	1:48.499	287.7	2:56:51.024	28	3	4:07.283	38.307	1:31.064	1:57.912	288.5	3:00:58.307	1	3	32:11.300	...	1:41.078	3:09.597	252.8	32:11.300	2	3	4:18.218	40.440	1:36.259	2:01.519	247.0	36:29.518	3	3	8:08.496	4:39.514	1:34.391	1:54.591	265.1	44:38.014	4	3	4:20.562	39.531	1:34.778	2:06.253	253.3	48:58.576	5	3	12:02.719	5:00.235	3:12.519	3:49.965	284.7	1:01:01.295	6	3	21:28.733	...	1:36.858	1:55.141	261.9	1:22:30.028	7	3	4:01.010	38.399	1:31.959	1:50.652	290.0	1:26:31.038	8	3	4:00.694	37.512	1:31.563	1:51.619	290.8	1:30:31.732	9	3	4:08.294	39.046	1:31.817	1:57.431	292.4	1:34:40.026	10	1	7:25.395	2:21.375	1:41.638	3:22.382	282.5	1:42:05.421	11	1	28:34.595	...	1:40.088	2:03.534	269.8	2:10:40.016	12	1	4:21.281	41.550	1:37.791	2:01.940	288.5	2:15:01.297	13	1	4:22.494	41.827	1:38.407	2:02.260	223.5	2:19:23.791	14	1	4:25.028	43.831	1:38.207	2:02.990	283.2	2:23:48.819	15	1	4:35.125	44.606	1:37.779	2:12.740	286.2	2:28:23.944	16	1	8:19.123	55.229	4:17.608	3:06.286	79.4	2:36:43.067	17	1	4:29.232	45.239	1:38.390	2:05.603	284.7	2:41:12.299	18	1	4:31.092	43.326	1:39.572	2:08.194	271.1	2:45:43.391	19	1	4:46.741	44.499	1:41.143	2:21.099	257.0	2:50:30.132	20	1	9:06.051	5:21.172	1:41.123	2:03.756	271.8	2:59:36.183	21	1	4:22.089	42.240	1:38.004	2:01.845	281.7	3:03:58.272	1	3	10:36.590	6:58.439	1:37.712	2:00.439	273.9	10:36.590	2	3	4:25.826	37.483	1:31.928	2:16.415	286.9	15:02.416

**72** Hub Auto Racing  
 1. Morris CHEN  
 2. Tom BLOMQUIST  
 3. Marcos GOMES  
 Ferrari 488 GTE Evo  
 LMGT E Am

**77** Dempsey - Proton Racing  
 1. Christian RIED  
 2. Riccardo PERA  
 3. Matt CAMPBELL  
 Porsche 911 RSR  
 LMGT E Am

**75** Iron Lynx  
 1. Rino MASTRONARDI  
 2. Matteo CRESSONI  
 3. Andrea PICCINI  
 Ferrari 488 GTE Evo  
 LMGT E Am





# FIA WEC

## 88<sup>e</sup> Edition des 24 Heures du Mans

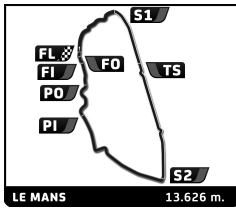
### Free Practice 2

#### Sector Analysis



Lap	D	Time	Sector 1	Sector 2	Sector 3	T. Spd	Elapsed	Lap	D	Time	Sector 1	Sector 2	Sector 3	T. Spd	Elapsed
25	3	3:53.961	36.642	1:29.792	1:47.527	286.9	2:56:35.551	18	3	4:02.647 B	37.294	1:30.846	1:54.507	292.4	2:21:31.055
26	3	4:06.006 B	37.686	1:32.162	1:56.158	271.8	3:00:41.557	19	2	7:24.616	4:01.757	1:32.093	1:50.766	288.5	2:28:55.671
<b>78</b> Proton Competition Porsche 911 RSR 1. Horst Jr FELBERMAYR 3. Max VAN SPLUNTEREN LMGT E Am 2. Michele BERETTA								<b>83</b> AF Corse Ferrari 488 GTE Evo 1. François PERRODO 3. Nicklas NIELSEN LMGT E Am 2. Emmanuel COLLARD							
1	2	7:59.276	4:33.073	1:33.498	1:52.705	281.7	7:59.276	1	1	11:54.291	8:29.481	1:34.278	1:50.532	286.2	11:54.291
2	2	4:13.204 B	37.530	1:31.969	2:03.705	289.3	12:12.480	2	1	4:03.004	37.622	1:32.347	1:53.035	289.3	15:57.295
3	2	13:52.139	...	1:33.855	1:52.791	287.7	26:04.619	3	1	4:04.737	39.045	1:32.373	1:53.319	291.6	20:02.032
4	2	4:03.072	37.617	1:32.366	1:53.089	288.5	30:07.691	4	1	4:02.572	38.648	1:32.385	1:51.539	290.8	24:04.604
5	2	5:12.097	38.142	1:32.518	3:01.437	290.8	35:19.788	5	1	4:02.332	38.205	1:32.475	1:51.652	291.6	28:06.936
6	2	4:04.112	37.550	1:33.577	1:52.985	288.5	39:23.900	6	1	5:09.343	38.351	1:32.628	2:58.364	290.0	33:16.279
7	2	4:06.743	39.111	1:34.292	1:53.340	289.3	43:30.643	7	1	4:06.001 B	37.972	1:31.921	1:56.108	290.0	37:22.280
8	2	5:13.907 B	40.464	1:54.927	2:38.516	207.6	48:44.550	8	1	4:47.610	1:23.427	1:32.403	1:51.780	287.7	42:09.890
9	2	4:48.083	1:23.191	1:33.158	1:51.734	286.9	53:32.633	9	1	4:03.220	38.150	1:32.201	1:52.869	290.8	46:13.110
10	2	8:26.347 B	38.553	3:35.928	4:11.866	79.3	1:01:58.980	10	1	4:02.797	38.944	1:32.435	1:51.418	289.3	50:15.907
11	2	17:25.915	...	1:35.346	1:54.614	281.0	1:19:24.895	11	1	4:13.504	38.388	1:35.577	1:59.539	288.5	54:29.411
12	2	4:00.164	37.514	1:32.374	1:50.276	287.7	1:23:25.059	12	1	8:54.620 B	1:17.950	4:19.502	3:17.168	79.0	1:03:24.031
13	2	4:05.328 B	37.562	1:31.751	1:56.015	290.0	1:27:30.387	13	3	20:34.462	...	1:33.204	1:51.192	285.4	1:23:58.493
14	1	5:56.767	2:24.294	1:36.552	1:55.921	267.1	1:33:27.154	14	3	4:04.148	38.541	1:33.984	1:51.623	275.3	1:28:02.641
15	1	4:10.327	40.439	1:35.191	1:54.697	259.4	1:37:37.481	15	3	4:01.332	37.526	1:30.938	1:52.868	293.2	1:32:03.973
16	1	7:04.047 B	39.417	1:49.027	4:35.603	286.2	1:44:41.528	16	3	3:57.034	37.238	1:30.941	1:48.855	290.8	1:36:01.007
17	1	25:28.436	...	1:38.631	1:56.736	200.3	2:10:09.964	17	3	4:37.018 B	37.337	1:31.141	2:28.540	291.6	1:40:38.025
18	1	4:10.362	40.055	1:34.929	1:55.378	284.7	2:14:20.326	18	3	31:22.663	...	1:33.230	1:49.793	285.4	2:12:00.688
19	1	4:09.097	39.044	1:33.724	1:56.329	279.5	2:18:29.423	19	3	3:55.670	36.949	1:30.412	1:48.309	290.0	2:15:56.358
20	1	4:12.354	38.917	1:33.797	1:59.640	287.7	2:22:41.777	20	3	3:59.039	37.080	1:32.380	1:49.579	290.8	2:19:55.397
21	1	4:17.967	42.102	1:37.413	1:58.452	286.2	2:26:59.744	21	3	4:05.467 B	37.050	1:31.788	1:56.629	287.7	2:24:00.864
22	1	7:18.698	39.436	2:11.563	4:27.699	286.9	2:34:18.442	22	2	6:10.592	2:01.613	1:32.630	2:36.349	288.5	2:30:11.456
23	1	4:46.631 B	1:06.761	1:36.146	2:03.724	276.0	2:39:05.073	23	2	7:03.640	1:24.896	3:47.161	1:51.583	79.1	2:37:15.096
24	3	7:08.487	3:44.243	1:32.494	1:51.750	288.5	2:46:13.560	24	2	4:00.799	37.722	1:31.811	1:51.266	289.3	2:41:15.895
25	3	3:59.258	37.466	1:31.254	1:50.538	287.7	2:50:12.818	25	2	4:00.119	38.587	1:31.719	1:49.813	290.0	2:45:16.014
26	3	4:06.366 B	37.888	1:31.483	1:56.995	286.9	2:54:19.184	26	2	3:59.009	37.674	1:31.519	1:49.816	287.7	2:49:15.023
27	3	4:56.256	1:34.074	1:32.913	1:49.269	285.4	2:59:15.440	27	2	4:07.578 B	37.510	1:33.030	1:57.038	286.9	2:53:22.601
28	3	3:58.056	37.371	1:31.433	1:49.252	285.4	3:03:13.496	<b>85</b> Iron Lynx Ferrari 488 GTE Evo 1. Manuela GOSTNER 3. Michelle GATTING LMGT E Am 2. Rahel FREY							
1	1	14:35.616	...	1:34.319	2:46.515	277.4	14:35.616	1	2	5:55.950	2:25.659	1:37.082	1:53.209	246.4	5:55.950
2	1	3:59.252	38.043	1:30.976	1:50.233	292.4	18:34.868	2	2	4:00.967	37.996	1:31.934	1:51.037	290.0	9:56.917
3	1	3:57.402	37.141	1:30.508	1:49.753	290.8	22:32.270	3	2	4:51.099	37.767	1:32.351	2:40.981	267.1	14:48.016
4	1	4:06.781 B	38.231	1:30.603	1:57.947	291.6	26:39.051	4	2	6:42.225 B	37.868	1:33.463	4:30.894	286.2	21:30.241
5	3	8:23.254	3:50.808	1:33.496	2:58.950	293.2	35:02.305	5	2	11:59.343	7:09.947	1:45.627	3:03.769	232.6	33:29.584
6	3	3:57.826	37.580	1:31.336	1:48.910	292.4	39:00.131	6	2	4:05.174	38.977	1:33.431	1:52.766	271.1	37:34.758
7	3	3:57.246	37.528	1:30.884	1:48.834	294.8	42:57.377	7	2	4:00.473	38.153	1:31.702	1:50.618	290.8	41:35.231
8	3	4:04.505 B	37.232	1:31.043	1:56.230	292.4	47:01.882	8	2	3:58.713	37.798	1:31.022	1:49.893	294.0	45:33.944
9	3	14:52.150 B	7:02.428	3:23.149	4:26.573	92.6	1:01:54.032	9	2	4:04.675	40.042	1:32.428	1:52.205	288.5	49:38.619
10	3	20:10.679	...	1:35.061	1:52.139	273.9	1:22:04.711	10	2	4:12.469 B	38.135	1:33.570	2:00.764	289.3	53:51.088
11	3	3:59.232	37.503	1:31.972	1:49.757	293.2	1:26:03.943	11	3	27:35.101	...	1:34.829	1:52.868	273.2	1:21:26.189
12	3	3:55.838	37.125	1:30.266	1:48.447	294.8	1:29:59.781								
13	3	3:55.989	37.047	1:30.073	1:48.869	294.0	1:33:55.770								
14	3	4:02.139 B	37.201	1:30.059	1:54.879	292.4	1:37:57.909								
15	3	31:37.866	...	1:32.191	1:49.076	291.6	2:09:35.775								
16	3	3:56.936	37.424	1:30.672	1:48.840	290.0	2:13:32.711								
17	3	3:55.697	37.113	1:30.195	1:48.389	291.6	2:17:28.408								





# FIA WEC

## 88<sup>e</sup> Edition des 24 Heures du Mans

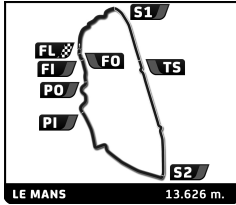
### Free Practice 2



### Sector Analysis

Lap	D	Time	Sector 1	Sector 2	Sector 3	T. Spd	Elapsed	Lap	D	Time	Sector 1	Sector 2	Sector 3	T. Spd	Elapsed
12	3	4:02.864	38.596	1:32.588	1:51.680	287.7	1:25:29.053	12	1	3:56.508	36.912	1:30.685	1:48.911	288.5	1:35:14.351
13	3	4:02.150	37.680	1:33.098	1:51.372	291.6	1:29:31.203	13	1	<b>3:56.501</b>	<b>36.894</b>	1:30.762	<b>1:48.845</b>	289.3	1:39:10.852
14	3	4:07.674 <b>B</b>	38.025	1:32.170	1:57.479	292.4	1:33:38.877	14	1	<b>9:35.434 B</b>	45.892	4:18.664	4:30.878	79.3	1:48:46.286
15	3	36:42.749	...	1:33.288	1:55.638	288.5	2:10:21.626	15	1	20:55.355	...	1:31.549	1:51.828	286.9	2:09:41.641
16	3	4:02.640	39.475	1:31.780	1:51.385	289.3	2:14:24.266	16	1	4:05.483 <b>B</b>	37.050	1:32.213	1:56.220	292.4	2:13:47.124
17	3	3:59.974	<b>37.616</b>	1:31.683	1:50.675	294.8	2:18:24.240	17	3	6:38.318	3:10.591	1:34.588	1:53.139	287.7	2:20:25.442
18	3	4:05.909 <b>B</b>	37.698	1:31.280	1:56.931	290.0	2:22:30.149	18	3	4:03.259	38.014	1:32.853	1:52.392	286.2	2:24:28.701
19	1	11:04.873	4:59.401	1:37.223	4:28.249	267.8	2:33:35.022	19	3	4:02.948	37.828	1:32.713	1:52.407	286.9	2:28:31.649
20	1	5:03.688	1:25.023	1:40.445	1:58.220	222.1	2:38:38.710	20	3	8:00.111	52.963	4:18.580	2:48.568	79.3	2:36:31.760
21	1	4:10.960	39.608	1:35.383	1:55.969	287.7	2:42:49.670	21	3	4:02.964	38.662	1:32.892	1:51.410	283.9	2:40:34.724
22	1	4:09.296	39.572	1:33.856	1:55.868	288.5	2:46:58.966	22	3	4:07.279 <b>B</b>	37.650	1:32.210	1:57.419	286.2	2:44:42.003
23	1	4:19.019 <b>B</b>	40.231	1:34.478	2:04.310	286.9	2:51:17.985	23	2	8:29.586	4:48.505	1:38.558	2:02.523	284.7	2:53:11.589
<b>86</b> Gulf Racing Porsche 911 RSR 1. Michael WAINWRIGHT 3. Andrew WATSON 2. Benjamin BARKER LMGTE Am								<b>89</b> Team Project 1 Porsche 911 RSR 1. Steve BROOKS 3. Andreas LASKARATOS 2. Julien PIGUET LMGTE Am							
1	2	5:25.341	2:03.805	1:32.155	1:49.381	284.7	5:25.341	1	2	52:55.402	...	1:34.851	1:56.207	286.2	52:55.402
2	2	3:56.279	36.931	1:30.806	1:48.542	287.7	9:21.620	2	2	<b>7:37.721 B</b>	38.652	2:27.848	4:31.221	290.0	1:00:33.123
3	2	4:56.204 <b>B</b>	36.888	1:30.865	2:48.451	286.9	14:17.824	3	2	22:10.588	...	1:33.923	1:53.759	286.9	1:22:43.711
4	2	11:38.632	8:18.403	1:31.350	1:48.879	286.9	25:56.456	4	2	4:02.287	<b>37.819</b>	<b>1:32.054</b>	1:52.414	290.0	1:26:45.998
5	2	3:57.407	36.938	1:30.775	1:49.694	290.0	29:53.863	5	2	4:10.471	38.082	1:39.745	1:52.644	261.9	1:30:56.469
6	2	5:14.572 <b>B</b>	37.133	1:33.493	3:03.946	294.8	35:08.435	6	2	<b>4:01.737</b>	37.912	1:32.300	<b>1:51.525</b>	290.8	1:34:58.206
7	3	12:14.315	8:50.815	1:32.826	1:50.674	286.2	47:22.750	7	2	4:21.993 <b>B</b>	38.002	1:34.662	2:09.329	290.0	1:39:20.199
8	3	4:00.698	38.090	1:32.539	1:50.069	269.1	51:23.448	8	1	31:05.476	...	1:44.874	2:08.506	193.5	2:10:25.675
9	3	<b>5:17.180 B</b>	37.519	1:31.324	3:08.337	288.5	56:40.628	9	1	4:17.572	41.073	1:36.913	1:59.586	258.8	2:14:43.247
10	3	23:27.312	...	1:33.896	1:51.062	260.7	1:20:07.940	10	1	4:15.684	40.648	1:37.296	1:57.740	271.1	2:18:58.931
11	3	3:57.960	37.697	1:31.077	1:49.186	287.7	1:24:05.900	11	1	4:23.212 <b>B</b>	40.387	1:35.361	2:07.464	288.5	2:23:22.143
12	3	4:34.732 <b>B</b>	37.567	1:41.547	2:15.618	260.7	1:28:40.632	12	1	6:51.278	2:33.816	1:35.073	2:42.389	276.0	2:30:13.421
13	1	41:23.014	...	1:35.619	1:55.318	282.5	2:10:03.646	13	1	7:11.419	1:24.581	3:47.862	1:58.976	79.0	2:37:24.840
14	1	4:03.561	38.760	1:32.581	1:52.220	290.8	2:14:07.207	14	1	4:14.988	40.061	1:36.557	1:58.370	274.6	2:41:39.828
15	1	4:03.357	38.358	1:33.010	1:51.989	287.7	2:18:10.564	15	1	4:17.713	40.322	1:38.632	1:58.759	275.3	2:45:57.541
16	1	4:07.687	38.428	1:33.019	1:56.240	286.9	2:22:18.251	16	1	4:22.806 <b>B</b>	40.659	1:36.327	2:05.820	280.3	2:50:20.347
17	1	4:03.184	38.303	1:32.509	1:52.372	287.7	2:26:21.435	<b>90</b> TF Sport Aston Martin Vantage AMR 1. Salih YOLUC 3. Jonathan ADAM 2. Charles EASTWOOD LMGTE Am							
18	1	5:51.893	38.285	1:35.152	3:38.456	286.2	2:32:13.328	1	1	6:17.132	2:50.600	1:33.777	1:52.755	286.9	6:17.132
19	1	5:57.597	1:25.204	2:36.560	1:55.833	99.2	2:38:10.925	2	1	4:01.468	38.690	1:32.301	1:50.477	289.3	10:18.600
20	1	4:10.347	39.224	1:36.593	1:54.530	282.5	2:42:21.272	3	1	4:47.583	38.358	1:33.112	2:36.113	289.3	15:06.183
21	1	4:14.291 <b>B</b>	38.979	1:33.959	2:01.353	286.9	2:46:35.563	4	1	4:11.892	39.179	1:38.090	1:54.623	283.9	19:18.075
22	2	5:24.936	1:58.233	1:31.260	1:55.443	286.2	2:52:00.499	5	1	4:01.929	38.061	1:32.261	1:51.607	290.8	23:20.004
23	2	<b>3:55.061</b>	<b>36.870</b>	<b>1:30.261</b>	<b>1:47.930</b>	287.7	2:55:55.560	6	1	4:05.445	38.267	1:32.177	1:55.001	291.6	27:25.449
24	2	4:02.872 <b>B</b>	37.262	1:30.509	1:55.101	286.2	2:59:58.432	7	1	5:11.750	38.210	1:32.372	3:01.168	293.2	32:37.199
1	2	10:39.950	6:57.623	1:39.408	2:02.919	249.3	10:39.950	8	1	4:01.110	38.199	1:31.485	1:51.426	291.6	36:38.309
2	2	4:41.741	40.967	1:36.672	2:24.102	283.2	15:21.691	9	1	4:12.909 <b>B</b>	38.353	1:33.141	2:01.415	267.8	40:51.218
3	2	4:56.418 <b>B</b>	43.579	1:43.339	2:29.500	165.4	20:18.109	10	3	5:29.568	2:06.428	1:32.283	1:50.857	291.6	46:20.786
4	2	6:18.389	2:32.283	1:38.888	2:07.218	280.3	26:36.498	11	3	3:59.836	37.695	1:31.342	1:50.799	289.3	50:20.622
5	2	5:45.107 <b>B</b>	42.318	1:41.056	3:21.733	280.3	32:21.605	12	3	4:01.254	38.307	1:32.268	1:50.679	293.2	54:21.876
6	2	16:55.968	...	1:38.197	2:01.667	283.2	49:17.573	13	3	<b>8:05.891 B</b>	1:09.477	4:26.483	2:29.931	79.4	1:02:27.767
7	2	4:16.766	40.423	1:36.457	1:59.886	285.4	53:34.339	14	3	16:46.854	...	1:33.071	1:55.210	283.2	1:19:14.621
8	2	<b>8:28.969 B</b>	42.067	3:50.472	3:56.430	79.5	1:02:03.308	15	3	4:01.499	38.052	1:31.154	1:52.293	291.6	1:23:16.120
9	1	20:08.210	...	1:33.123	2:07.211	282.5	1:22:11.518	16	3	3:58.164	37.730	1:31.065	1:49.369	290.0	1:27:14.284
10	1	4:04.674 <b>B</b>	37.567	1:31.425	1:55.682	287.7	1:26:16.192	17	3	3:57.408	37.451	1:30.760	1:49.197	290.0	1:31:11.692
11	1	5:01.651	1:18.001	1:33.217	2:10.433	286.9	1:31:17.843								





FIA WEC  
88<sup>e</sup> Edition des 24 Heures du Mans  
Free Practice 2  
Sector Analysis



**Lap under Red Flag** **Invalidated Lap** **Personal Best** **Session Best** **B Crossing the pit lane**

Lap	D	Time	Sector 1	Sector 2	Sector 3	T. Spd	Elapsed	Lap	D	Time	Sector 1	Sector 2	Sector 3	T. Spd	Elapsed
18	3	4:07.996 <b>B</b>	37.922	1:32.449	1:57.625	291.6	1:35:19.688	10	3	3:53.824	36.733	1:29.787	1:47.304	293.2	47:23.149
19	2	<b>6:48.211</b> <b>B</b>	1:53.535	1:34.807	3:19.869	286.2	1:42:07.899	11	3	3:55.862	38.246	1:30.347	1:47.269	294.0	51:19.011
20	2	27:36.326	...	1:33.050	1:52.394	282.5	2:09:44.225	12	3	<b>4:57.960</b> <b>B</b>	36.862	1:30.244	2:50.854	292.4	56:16.971
21	2	3:57.006	37.204	1:30.911	1:48.891	291.6	2:13:41.231	13	3	25:47.962	...	1:33.135	1:51.233	290.8	1:22:04.933
22	2	3:57.317	37.098	1:30.471	1:49.748	293.2	2:17:38.548	14	3	3:58.139	37.649	1:31.160	1:49.330	294.8	1:26:03.072
23	2	4:06.671 <b>B</b>	37.134	1:34.422	1:55.115	292.4	2:21:45.219	15	3	3:55.032	36.838	1:30.453	1:47.741	294.0	1:29:58.104
24	2	5:04.897	1:39.244	1:34.140	1:51.513	259.4	2:26:50.116	16	3	3:54.675	37.006	1:30.252	1:47.417	292.4	1:33:52.779
25	2	6:49.828	37.376	1:32.320	4:40.132	289.3	2:33:39.944	17	3	3:53.789	36.761	1:30.015	1:47.013	292.4	1:37:46.568
26	2	5:04.471 <b>B</b>	1:25.552	1:36.422	2:02.497	271.1	2:38:44.415	18	3	<b>6:58.726</b> <b>B</b>	36.972	1:52.819	4:28.935	292.4	1:44:45.294
27	2	5:28.745	2:07.707	1:31.518	1:49.520	288.5	2:44:13.160	19	3	24:53.591	...	1:31.284	1:48.131	280.3	2:09:38.885
28	2	<b>3:55.722</b>	37.128	<b>1:30.269</b>	<b>1:48.325</b>	290.0	2:48:08.882	20	3	3:54.944	37.594	1:29.652	1:47.698	294.8	2:13:33.829
29	2	4:10.220 <b>B</b>	<b>37.044</b>	1:32.411	2:00.765	291.6	2:52:19.102	21	3	4:00.901 <b>B</b>	37.780	1:29.432	1:53.689	295.6	2:17:34.730

**91** **Porsche GT Team** Porsche 911 RSR - 19  
 1. Gianmaria BRUNI 3. Frédéric MAKOWIECKI LMGTE Pro  
 2. Richard LIETZ

1	3	12:59.623	9:06.612	1:31.780	2:21.231	290.0	12:59.623
2	3	4:06.042 <b>B</b>	40.288	1:30.566	1:55.188	290.8	17:05.665
3	3	6:31.680	3:12.538	1:30.873	1:48.269	288.5	23:37.345
4	3	3:55.048	36.909	1:30.062	1:48.077	292.4	27:32.393
5	3	5:04.979	37.103	1:29.899	2:57.977	292.4	32:37.372
6	3	3:59.850	38.346	1:31.532	1:49.972	290.8	36:37.222
7	3	3:56.138	37.379	1:30.949	1:47.810	290.8	40:33.360
8	3	3:55.946	37.037	1:29.824	1:49.085	294.0	44:29.306
9	3	4:05.355 <b>B</b>	36.954	1:30.334	1:58.067	290.8	48:34.661
10	3	31:50.438	...	1:31.185	1:48.142	286.9	1:20:25.099
11	3	3:54.347	36.810	1:29.864	1:47.673	290.0	1:24:19.446
12	3	3:53.634	36.665	1:29.625	<b>1:47.344</b>	288.5	1:28:13.080
13	3	4:01.660 <b>B</b>	36.983	1:30.255	1:54.422	293.2	1:32:14.740
14	1	6:59.515	3:38.903	1:31.570	1:49.042	291.6	1:39:14.255
15	1	<b>9:35.901</b> <b>B</b>	46.956	4:18.749	4:30.196	79.2	1:48:50.156
16	1	21:35.413	...	1:32.122	1:49.792	289.3	2:10:25.569
17	1	3:56.452	37.103	1:30.690	1:48.659	294.8	2:14:22.021
18	1	3:56.110	37.893	1:30.271	1:47.946	291.6	2:18:18.131
19	1	3:56.452	37.227	1:31.180	1:48.045	290.8	2:22:14.583
20	1	3:54.774	36.818	1:29.897	1:48.059	290.8	2:26:09.357
21	1	5:28.987	36.821	1:31.685	3:20.481	291.6	2:31:38.344
22	1	6:12.836 <b>B</b>	1:25.074	2:52.066	1:55.696	78.9	2:37:51.180
23	1	8:03.534	4:42.627	1:30.644	1:50.263	291.6	2:45:54.714
24	1	<b>3:53.561</b>	<b>36.560</b>	1:29.656	1:47.345	292.4	2:49:48.275
25	1	3:56.168	38.295	1:30.177	1:47.696	291.6	2:53:44.443
26	1	4:00.812 <b>B</b>	36.603	<b>1:29.452</b>	1:54.757	290.8	2:57:45.255

**92** **Porsche GT Team** Porsche 911 RSR - 19  
 1. Michael CHRISTENSEN 3. Laurens VANTHOOR LMGTE Pro  
 2. Kevin ESTRE

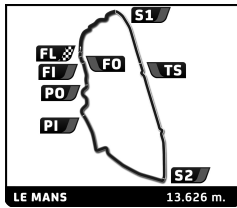
1	3	5:38.387	2:17.553	1:32.072	1:48.762	290.0	5:38.387
2	3	3:55.341	36.932	1:30.450	1:47.959	293.2	9:33.728
3	3	4:56.886	37.154	1:30.106	2:49.626	294.0	14:30.614
4	3	3:59.486	40.563	1:30.412	1:48.511	293.2	18:30.100
5	3	3:55.954	37.697	1:30.266	1:47.991	295.6	22:26.054
6	3	4:05.420 <b>B</b>	36.969	1:30.088	1:58.363	294.0	26:31.474
7	3	9:07.889	5:27.886	1:31.090	2:08.913	292.4	35:39.363
8	3	3:54.882	36.990	1:30.383	1:47.509	295.6	39:34.245
9	3	3:55.080	36.910	1:29.781	1:48.389	294.8	43:29.325

**95** **Aston Martin Racing** Aston Martin Vantage AMR  
 1. Nicki THIMM 3. Richard WESTBROOK LMGTE Pro  
 2. Marco SØRENSEN

1	3	5:04.042	1:43.205	1:32.141	1:48.696	289.3	5:04.042
2	3	3:55.344	37.210	1:30.301	1:47.833	291.6	8:59.386
3	3	4:28.470	36.997	1:30.110	2:21.363	292.4	13:27.856
4	3	3:58.007	37.123	1:30.281	1:50.603	293.2	17:25.863
5	3	3:54.603	36.925	1:29.975	1:47.703	294.0	21:20.466
6	3	3:54.742	37.142	1:30.038	<b>1:47.562</b>	294.8	25:15.208
7	3	4:07.603 <b>B</b>	37.167	1:30.203	2:00.233	294.8	29:22.811
8	2	7:49.304	4:26.369	1:33.206	1:49.729	271.8	37:12.115
9	2	<b>3:54.501</b>	37.040	1:29.790	1:47.671	297.2	41:06.616
10	2	3:56.635	38.209	1:30.298	1:48.128	294.0	45:03.251
11	2	3:56.557	<b>36.842</b>	1:31.458	1:48.257	287.7	48:59.808
12	2	3:55.661	37.202	1:30.138	1:48.321	293.2	52:55.469
13	2	<b>6:32.340</b> <b>B</b>	36.952	2:19.895	3:35.493	293.2	59:27.809
14	1	20:16.438	...	1:33.700	1:49.251	269.8	1:19:44.247
15	1	3:56.877	37.218	1:31.066	1:48.593	292.4	1:23:41.124
16	1	3:58.526	37.175	1:32.471	1:48.880	291.6	1:27:39.650
17	1	3:55.442	37.244	1:30.113	1:48.085	294.0	1:31:35.092
18	1	3:55.103	37.047	1:30.090	1:47.966	293.2	1:35:30.195
19	1	<b>4:10.207</b> <b>B</b>	36.920	1:30.547	2:02.740	295.6	1:39:40.402
20	3	31:31.244 <b>B</b>	...	1:40.240	2:09.323	234.2	2:11:11.646
21	3	4:29.974	1:07.861	1:31.551	1:50.562	290.0	2:15:41.620
22	3	4:06.631 <b>B</b>	37.423	1:30.804	1:58.404	294.0	2:19:48.251
23	3	5:16.124	1:54.812	1:31.210	1:50.102	290.0	2:25:04.375
24	3	3:57.371	37.636	1:30.586	1:49.149	294.8	2:29:01.746
25	3	7:46.975	1:24.795	4:20.780	2:01.400	78.7	2:36:48.721
26	3	3:59.370	38.782	1:30.894	1:49.694	294.0	2:40:48.091
27	3	3:55.902	37.444	1:30.090	1:48.368	294.8	2:44:43.993
28	3	4:08.847 <b>B</b>	37.154	<b>1:29.552</b>	2:02.141	295.6	2:48:52.840

**97** **Aston Martin Racing** Aston Martin Vantage AMR  
 1. Maxime MARTIN 3. Harry TINCKNELL LMGTE Pro  
 2. Alexander LYNN





# FIA WEC

## 88<sup>e</sup> Edition des 24 Heures du Mans

### Free Practice 2

### Sector Analysis



Lap under Red Flag    Invalidated Lap    Personal Best    Session Best    B Crossing the pit lane

Lap	D	Time	Sector 1	Sector 2	Sector 3	T. Spd	Elapsed	Lap	D	Time	Sector 1	Sector 2	Sector 3	T. Spd	Elapsed
1	3	6:51.812	3:30.892	1:31.909	1:49.011	290.8	6:51.812	23	1	4:00.683	38.000	1:32.359	1:50.324	291.6	2:22:01.022
2	3	3:56.653	37.521	1:30.605	1:48.527	294.8	10:48.465	24	1	4:05.999	37.849	1:32.498	1:55.652	289.3	2:26:07.021
3	3	4:19.025	37.121	1:31.082	2:10.822	292.4	15:07.490	25	1	5:33.061	38.175	1:32.279	3:22.607	287.7	2:31:40.082
4	3	3:58.984	38.325	1:31.530	1:49.129	292.4	19:06.474	26	1	6:09.673	1:25.146	2:52.467	1:52.060	78.2	2:37:49.755
5	3	3:54.873	36.924	1:30.376	1:47.573	293.2	23:01.347	27	1	4:02.319	38.271	1:32.695	1:51.353	288.5	2:41:52.074
6	3	3:55.667	37.041	1:30.234	1:48.392	297.2	26:57.014	28	1	4:04.306	38.082	1:32.318	1:53.906	289.3	2:45:56.380
7	3	5:14.231 B	36.963	1:30.213	3:07.055	294.8	32:11.245	29	1	4:01.907	38.806	1:32.130	1:50.971	289.3	2:49:58.287
8	3	5:40.496	2:17.541	1:31.302	1:51.653	292.4	37:51.741	30	1	4:01.620	38.640	1:31.750	1:51.230	290.0	2:53:59.907
9	3	3:56.475	37.195	1:30.663	1:48.617	292.4	41:48.216	31	1	4:00.568	37.762	1:32.287	1:50.519	289.3	2:58:00.475
10	3	3:56.183	37.125	1:30.573	1:48.485	291.6	45:44.399	32	1	4:09.459 B	38.090	1:34.181	1:57.188	288.5	3:02:09.934
11	3	3:56.256	37.479	1:30.405	1:48.372	291.6	49:40.655	<b>99</b> Dempsey - Proton Racing Porsche 911 RSR 1.Vutthikorn INTHRAPHUVA3 Julien ANDLAUER LMGT E Am 2.Lucas LÉGERET							
12	3	3:56.657	37.305	1:30.667	1:48.685	296.4	53:37.312	1	2	22:21.468	...	1:33.120	1:51.079	287.7	22:21.468
13	3	8:23.434 B	38.871	3:43.602	4:00.961	79.3	1:02:00.746	2	2	4:04.003	37.892	1:32.618	1:53.493	288.5	26:25.471
14	2	17:48.070	...	1:32.304	1:48.586	289.3	1:19:48.816	3	2	4:36.705	37.955	1:32.531	2:26.219	287.7	31:02.176
15	2	3:54.047	36.802	1:30.017	1:47.228	291.6	1:23:42.863	4	2	4:34.817	37.895	1:32.703	2:24.219	287.7	35:36.993
16	2	3:54.395	36.822	1:30.184	1:47.389	295.6	1:27:37.258	5	2	4:00.942	37.922	1:32.324	1:50.696	290.0	39:37.935
17	2	3:53.779	36.700	1:30.063	1:47.016	293.2	1:31:31.037	6	2	3:59.964	38.399	1:31.536	1:50.029	291.6	43:37.899
18	2	3:54.019	36.684	1:30.019	1:47.316	293.2	1:35:25.056	7	2	4:06.765 B	37.824	1:31.511	1:57.430	291.6	47:44.664
19	2	4:02.083 B	37.647	1:29.537	1:54.899	296.4	1:39:27.139	8	1	34:19.893	...	1:34.584	1:54.882	285.4	1:22:04.557
20	2	30:13.351	...	1:31.302	1:50.028	295.6	2:09:40.490	9	1	4:18.297	40.356	1:44.325	1:53.616	287.7	1:26:22.854
21	2	3:54.728	37.037	1:29.585	1:48.106	294.0	2:13:35.218	10	1	4:06.922	39.019	1:33.194	1:54.709	289.3	1:30:29.776
22	2	3:54.582	37.733	1:29.523	1:47.326	299.7	2:17:29.800	11	1	4:07.231	39.256	1:34.392	1:53.583	287.7	1:34:37.007
23	2	3:53.346	36.721	1:29.649	1:46.976	297.2	2:21:23.146	12	1	4:04.806	38.828	1:33.027	1:52.951	286.2	1:38:41.813
24	2	4:03.467 B	36.662	1:30.776	1:56.029	292.4	2:25:26.613	13	1	8:34.548 B	38.595	3:24.120	4:31.833	104.9	1:47:16.361
25	1	7:23.034	1:47.628	1:30.919	4:04.487	289.3	2:32:49.647	14	1	23:20.789	...	1:35.458	1:56.008	287.7	2:10:37.150
26	1	5:24.590	1:24.994	2:09.151	1:50.445	256.4	2:38:14.237	15	1	4:06.689	38.727	1:33.704	1:54.258	286.9	2:14:43.839
27	1	3:55.025	37.072	1:30.179	1:47.774	292.4	2:42:09.262	16	1	4:10.798	40.442	1:35.261	1:55.095	290.0	2:18:54.637
28	1	4:01.601 B	37.592	1:29.718	1:54.291	294.0	2:46:10.863	17	1	4:09.490	39.071	1:34.208	1:56.211	288.5	2:23:04.127
<b>98</b> Aston Martin Racing Aston Martin Vantage AMR 1.Paul DALLA LANA 3.Augusto FARFUS LMGT E Am 2.Ross GUNN								18	1	4:20.953 B	39.178	1:32.855	2:08.920	290.8	2:27:25.080
1	3	4:10.814	46.992	1:33.581	1:50.241	285.4	4:10.814	19	3	10:17.150	5:24.243	3:01.869	1:51.038	78.9	2:37:42.230
2	3	3:58.726	37.811	1:31.585	1:49.330	288.5	8:09.540	20	3	3:59.444	37.721	1:31.693	1:50.030	286.9	2:41:41.674
3	3	3:56.125	36.941	1:30.740	1:48.444	289.3	12:05.665	21	3	4:06.490 B	38.739	1:32.427	1:55.324	286.2	2:45:48.164
4	3	3:55.167	36.912	1:30.142	1:48.113	291.6	16:00.832	22	3	5:41.034	2:21.483	1:30.764	1:48.787	290.0	2:51:29.198
5	3	4:00.598	36.875	1:30.108	1:53.615	295.6	20:01.430	23	3	3:56.002	37.177	1:30.317	1:48.508	289.3	2:55:25.200
6	3	4:00.338	37.101	1:30.358	1:52.879	290.8	24:01.768	24	3	3:55.226	37.034	1:29.893	1:48.299	290.8	2:59:20.426
7	3	3:58.950	38.203	1:31.044	1:49.703	290.0	28:00.718	25	3	4:07.244 B	37.278	1:31.378	1:58.588	273.9	3:03:27.670
8	3	5:04.561	37.122	1:31.015	2:56.424	289.3	33:05.279								
9	3	3:55.307	36.838	1:30.315	1:48.154	292.4	37:00.586								
10	3	4:05.915 B	38.873	1:31.040	1:56.002	292.4	41:06.501								
11	2	6:57.146	3:35.270	1:31.539	1:50.337	286.9	48:03.647								
12	2	3:56.056	37.020	1:30.794	1:48.242	290.0	51:59.703								
13	2	6:00.746 B	37.024	1:30.517	3:53.205	291.6	58:00.449								
14	2	21:11.297	...	1:31.887	1:49.264	290.0	1:19:11.746								
15	2	3:57.034	36.989	1:30.555	1:49.490	290.8	1:23:08.780								
16	2	3:55.169	37.005	1:30.148	1:48.016	290.8	1:27:03.949								
17	2	4:04.243 B	37.465	1:30.573	1:56.205	290.0	1:31:08.192								
18	1	7:20.016	3:54.548	1:33.459	1:52.009	286.2	1:38:28.208								
19	1	8:14.273 B	38.138	3:06.008	4:30.127	289.3	1:46:42.481								
20	1	23:09.779	...	1:35.056	1:53.318	279.5	2:09:52.260								
21	1	4:05.527	38.231	1:33.080	1:54.216	289.3	2:13:57.787								
22	1	4:02.552	37.901	1:32.592	1:52.059	289.3	2:18:00.339								

