

# FIA WEC

## 88<sup>e</sup> Edition des 24 Heures du Mans

### Free Practice 4

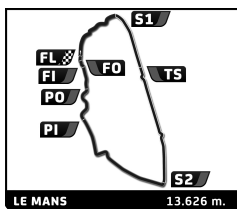
### Sector Analysis



Lap under Red Flag   Invalidated Lap   Personal Best   Session Best   B Crossing the pit lane

Lap	D	Time	Sector 1	Sector 2	Sector 3	T. Spd	Elapsed	Lap	D	Time	Sector 1	Sector 2	Sector 3	T. Spd	Elapsed
<b>1</b> Rebellion Racing 1. Bruno SENNA 2. Norman NATO 3. Gustavo MENEZES Rebellion R13 - Gibson LMP1								15	3	3:23.949	32.256	1:16.576	1:35.117	328.8	1:02:54.287
1	2	7:00.234 B	3:29.047	1:41.110	1:50.077	208.8	7:00.234								
2	2	9:20.775	6:18.732	1:24.372	1:37.671	327.8	16:21.009								
3	2	4:27.548	31.987	2:08.335	1:47.226	337.0	20:48.557								
4	2	3:34.239 B	32.316	1:18.170	1:43.753	336.0	24:22.796								
5	1	6:23.762	2:19.406	2:25.733	1:38.623	133.6	30:46.558								
6	1	3:24.106	32.481	1:18.290	1:33.335	336.0	34:10.664								
7	1	3:31.453 B	32.001	1:17.825	1:41.627	339.1	37:42.117								
8	3	4:32.854	1:42.252	1:18.321	1:32.281	338.1	42:14.971								
9	3	3:21.132	31.429	1:17.330	1:32.373	340.2	45:36.103								
10	3	3:36.633 B	31.367	1:20.597	1:44.669	337.0	49:12.736								
<b>3</b> Rebellion Racing 1. Romain DUMAS 2. Nathanaël BERTHON 3. Louis DELETRAZ Rebellion R13 - Gibson LMP1															
1	1	4:39.033 B	1:07.093	1:37.625	1:54.315	214.6	4:39.033								
2	1	16:37.441	...	2:00.478	1:39.709	332.9	21:16.474								
3	1	3:33.591 B	31.693	1:19.761	1:42.137	336.0	24:50.065								
4	3	18:54.135	...	1:20.268	1:35.177	338.1	43:44.200								
5	3	3:24.158	32.652	1:17.834	1:33.672	338.1	47:08.358								
6	3	3:25.521	33.636	1:18.234	1:33.651	337.0	50:33.879								
7	3	3:24.239	32.465	1:17.021	1:34.753	339.1	53:58.118								
8	3	3:24.358	32.063	1:17.777	1:34.518	338.1	57:22.476								
9	3	3:22.382	31.283	1:17.155	1:33.944	339.1	1:00:44.858								
<b>4</b> Bykolles Racing Team 1. Tom DILLMANN 2. Bruno SPENGLER 3. Oliver WEBB ENSO CLM P1/01 - Gibson LMP1															
1	3	24:20.195 B	...	1:33.528	1:50.980	273.9	24:20.195								
2	3	8:45.595	5:39.096	1:24.017	1:42.482	322.0	33:05.790								
3	3	3:39.043	33.936	1:22.898	1:42.209	324.9	36:44.833								
4	3	3:43.907 B	34.612	1:21.621	1:47.674	325.8	40:28.740								
5	1	10:14.781	7:13.542	1:23.039	1:38.200	321.0	50:43.521								
6	1	3:33.392	34.374	1:21.695	1:37.323	323.9	54:16.913								
7	1	3:29.921	32.895	1:19.825	1:37.201	322.9	57:46.834								
8	1	3:41.017 B	33.840	1:19.714	1:47.463	325.8	1:01:27.851								
<b>7</b> Toyota Gazoo Racing 1. Mike CONWAY 2. Kamui KOBAYASHI 3. Jose Maria LOPEZ Toyota TS050 - Hybrid LMP1 - H															
1	2	3:45.106	50.608	1:19.342	1:35.156	330.8	3:45.106								
2	2	3:37.552	32.020	1:31.380	1:34.152	320.1	7:22.658								
3	2	4:44.478 B	34.216	2:28.618	1:41.644	78.9	12:07.136								
4	1	7:39.985	3:52.801	2:03.577	1:43.607	334.9	19:47.121								
5	1	3:21.630	32.540	1:16.883	1:32.207	319.1	23:08.751								
6	1	5:25.437	32.151	1:17.542	3:35.744	317.2	28:34.188								
7	1	3:30.507 B	32.369	1:17.431	1:40.707	322.9	32:04.695								
8	1	4:40.151	1:45.840	1:18.029	1:36.282	328.8	36:44.846								
9	1	3:33.265 B	32.674	1:16.290	1:44.301	326.8	40:18.111								
10	3	4:29.387	1:39.288	1:17.238	1:32.861	331.8	44:47.498								
11	3	3:23.813	33.471	1:17.155	1:33.187	328.8	48:11.311								
12	3	3:27.441 B	32.824	1:16.382	1:38.235	325.8	51:38.752								
13	3	4:29.780	1:38.985	1:17.255	1:33.540	334.9	56:08.532								
14	3	3:21.806	32.091	1:16.273	1:33.442	328.8	59:30.338								
<b>8</b> Toyota Gazoo Racing 1. Sébastien BUEMI 2. Kazuki NAKAJIMA 3. Brendon HARTLEY Toyota TS050 - Hybrid LMP1 - H															
1	3	3:42.669	47.391	1:19.747	1:35.531	329.8	3:42.669								
2	3	3:46.621 B	32.655	1:32.439	1:41.527	316.3	7:29.290								
3	3	8:26.337	5:30.096	1:19.471	1:36.770	314.5	15:55.627								
4	3	4:24.998	34.421	2:07.852	1:42.725	322.9	20:20.625								
5	3	3:34.286 B	33.561	1:18.624	1:42.101	323.9	23:54.911								
6	3	8:19.722	5:26.290	1:18.965	1:34.467	310.0	32:14.633								
7	3	3:27.760	33.218	1:21.006	1:33.536	303.9	35:42.393								
8	3	3:30.088 B	32.242	1:18.287	1:39.559	316.3	39:12.481								
9	3	9:05.793	6:13.476	1:18.966	1:33.351	318.2	48:18.274								
10	3	3:23.350	33.675	1:17.395	1:32.280	321.0	51:41.624								
11	3	3:22.551	32.317	1:16.708	1:33.526	316.3	55:04.175								
12	3	3:22.720	32.391	1:17.165	1:33.164	316.3	58:26.895								
13	3	3:22.525	32.541	1:16.961	1:33.023	309.1	1:01:49.420								
<b>11</b> Eurointernational 1. Adrien TAMBAY 2. Erik MARIS 3. Christophe D'ANSEMBOUR Ligier JSP217 - Gibson LMP2															
1	1	12:35.052	8:48.450	2:01.548	1:45.054	252.2	12:35.052								
2	1	3:34.956	34.094	1:22.035	1:38.827	327.8	16:10.008								
3	1	4:45.051 B	34.189	2:09.669	2:01.193	331.8	20:55.059								
4	3	8:50.519 B	3:01.398	2:31.337	3:17.784	203.7	29:45.578								
<b>16</b> G-Drive Racing by Algarve 1. Ryan CULLEN 2. Oliver JARVIS 3. Nicholas TANDY Aurus 01 - Gibson LMP2															
1	1	3:45.158	41.779	1:24.088	1:39.291	322.0	3:45.158								
2	1	3:58.973	33.976	1:47.031	1:37.966	317.2	7:44.131								
3	1	4:29.563	33.277	2:18.731	1:37.555	172.3	12:13.694								
4	1	3:33.017	33.187	1:21.133	1:38.697	324.9	15:46.711								
5	1	4:28.455	33.707	2:08.822	1:45.926	324.9	20:15.166								
6	1	3:35.522	34.499	1:22.488	1:38.535	328.8	23:50.688								
7	1	6:03.710 B	34.185	3:02.959	2:26.566	323.9	29:54.398								
8	3	6:45.722	3:39.883	1:24.893	1:40.946	281.0	36:40.120								
9	3	3:32.471	32.843	1:21.329	1:38.299	325.8	40:12.591								
10	3	3:31.060	33.152	1:21.482	1:36.426	298.8	43:43.651								
11	3	3:39.370 B	32.681	1:20.799	1:45.890	325.8	47:23.021								
12	2	5:31.952	2:29.809	1:22.613	1:39.530	322.9	52:54.973								
13	2	3:31.101	32.820	1:20.842	1:37.439	323.9	56:26.074								
14	2	3:42.976	34.200	1:22.786	1:45.990	325.8	1:00:09.050								
<b>17</b> IDEC Sport 1. Patrick PILET 2. Kyle TILLEY 3. Jonathan KENNARD Oreca 07 - Gibson LMP2															
1	1	5:10.246 B	1:46.014	1:29.054	1:55.178	251.0	5:10.246								
2	1	13:14.548	9:15.410	2:09.105	1:50.033	314.5	18:24.794								
3	1	3:35.864	33.545	1:22.195	1:40.124	322.9	22:00.658								
4	1	4:43.973	34.250	1:22.397	2:47.326	325.8	26:44.631								
5	1	4:26.281	1:22.314	1:23.672	1:40.295	322.0	31:10.912								
6	1	3:35.122	34.001	1:22.022	1:39.099	326.8	34:46.034								
7	1	3:34.025	33.398	1:21.528	1:39.099	325.8	38:20.059								
8	1	3:41.274 B	33.282	1:21.246	1:46.746	325.8	42:01.333								
9	3	5:11.443	2:06.074	1:24.203	1:41.166	317.2	47:12.776								





FIA WEC 88<sup>o</sup> Edition des 24 Heures du Mans Free Practice 4



Sector Analysis

Lap under Red Flag Invalidated Lap Personal Best Session Best Crossing the pit lane

Table with 12 columns: Lap, D, Time, Sector 1, Sector 2, Sector 3, T. Spd, Elapsed, Lap, D, Time, Sector 1, Sector 2, Sector 3, T. Spd, Elapsed

Table with 12 columns: Lap, D, Time, Sector 1, Sector 2, Sector 3, T. Spd, Elapsed

21 DragonSpeed USA 1.Juan Pablo MONTOYA 3.Memo ROJAS 2.Timothe BURET

Table with 12 columns: Lap, D, Time, Sector 1, Sector 2, Sector 3, T. Spd, Elapsed

22 United Autosports 1.Philip HANSON 3.Paul DI RESTA 2.Filipe ALBUQUERQUE

Table with 12 columns: Lap, D, Time, Sector 1, Sector 2, Sector 3, T. Spd, Elapsed

24 Nielsen Racing 1.Garett GRIST 3.Anthony WELLS 2.Alex KAPADIA

Table with 12 columns: Lap, D, Time, Sector 1, Sector 2, Sector 3, T. Spd, Elapsed

25 Algarve Pro Racing 1.John FALB 3.Matthew MCMURRY 2.Simon TRUMMER

Table with 12 columns: Lap, D, Time, Sector 1, Sector 2, Sector 3, T. Spd, Elapsed

Table with 12 columns: Lap, D, Time, Sector 1, Sector 2, Sector 3, T. Spd, Elapsed

26 G-Drive Racing 1.Roman RUSINOV 3.Mikkel JENSEN 2.Jean-Eric VERGNE

Table with 12 columns: Lap, D, Time, Sector 1, Sector 2, Sector 3, T. Spd, Elapsed

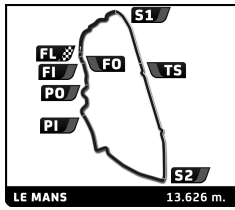
27 DragonSpeed USA 1.Henrik HEDMAN 3.Renger VAN DER ZANDE 2.Ben HANLEY

Table with 12 columns: Lap, D, Time, Sector 1, Sector 2, Sector 3, T. Spd, Elapsed

28 IDEC Sport 1.Paul LAFARGUE 3.Richard BRADLEY 2.Paul Loup CHATIN

Table with 12 columns: Lap, D, Time, Sector 1, Sector 2, Sector 3, T. Spd, Elapsed





# FIA WEC

## 88<sup>e</sup> Edition des 24 Heures du Mans

### Free Practice 4

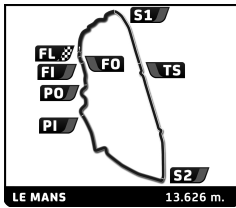


### Sector Analysis

Lap under Red Flag   Invalidated Lap   Personal Best   Session Best   B Crossing the pit lane

Lap	D	Time	Sector 1	Sector 2	Sector 3	T. Spd	Elapsed	Lap	D	Time	Sector 1	Sector 2	Sector 3	T. Spd	Elapsed
<b>29</b>	<b>Racing Team Nederland</b> Oreca 07 - Gibson														
			1.Frits VAN EERD		3.Nyck DE VRIES		LMP2								
			2.Giedo VAN DER GARDE												
1	1	4:35.364	1:10.887	1:33.443	1:51.034	254.5	4:35.364	3	1	3:38.805 B	33.407	1:20.819	1:44.579	329.8	12:57.100
2	1	6:15.370	45.867	3:43.906	1:45.597	79.5	10:50.734	4	1	8:20.050	4:38.880	2:01.761	1:39.409	323.9	21:17.150
3	1	<b>3:41.409</b>	35.438	1:24.694	<b>1:41.277</b>	324.9	14:32.143	5	1	3:42.574 B	<b>33.020</b>	1:21.547	1:48.007	330.8	24:59.724
4	1	4:29.504	34.122	2:07.510	1:47.872	322.0	19:01.647	6	2	7:45.531	4:33.773	1:26.986	1:44.772	322.0	32:45.255
5	1	4:17.351 B	<b>34.001</b>	<b>1:22.704</b>	2:20.646	322.9	23:18.998	7	2	3:48.333	35.403	1:26.414	1:46.516	325.8	36:33.588
6	1	8:33.980	5:21.778	1:29.857	1:42.345	267.1	31:52.978	8	2	3:43.162	36.452	1:24.856	1:41.854	325.8	40:16.750
7	1	5:13.365 B	34.717	2:41.384	1:57.264	324.9	37:06.343	9	2	4:07.812 B	35.993	1:34.800	1:57.019	324.9	44:24.562
<b>30</b>	<b>Duqueine Team</b> Oreca 07 - Gibson														
			1.Jonathan HIRSCHI		3.Tristan GOMMENDY		LMP2								
			2.Konstantin TERESCHENKC												
1	1	3:52.935	43.734	1:25.119	1:44.082	298.0	3:52.935	10	3	5:11.748	2:04.305	1:26.856	1:40.587	321.0	49:36.310
2	1	3:55.552	32.907	1:46.089	<b>1:36.556</b>	325.8	7:48.487	11	3	3:36.399	34.277	1:21.992	1:40.130	325.8	53:12.709
3	1	4:40.972 B	32.831	2:24.667	1:43.474	79.3	12:29.459	12	3	<b>3:31.457</b>	33.452	<b>1:20.504</b>	<b>1:37.501</b>	326.8	56:44.166
4	3	<b>3:34.279</b>	32.850	1:21.790	1:39.639	326.8	21:29.535	13	3	3:34.717	33.177	1:20.952	1:40.588	326.8	1:00:18.883
6	3	3:39.671 B	<b>32.773</b>	<b>1:20.676</b>	1:46.222	330.8	25:09.206								
<b>34</b>	<b>Inter Europol Competition</b> Ligier JSP217 - Gibson														
			1.Jakub SMIECHOWSKI		3.Matevos ISAAKYAN		LMP2								
			2.René BINDER												
1	2	11:18.760	5:54.737	3:32.420	1:51.603	79.3	11:18.760	6	2	3:36.585	34.195	1:22.968	<b>1:39.422</b>	317.2	34:35.489
2	2	3:44.627	35.597	1:24.353	1:44.677	319.1	15:03.387	7	2	3:47.368 B	35.145	1:25.248	1:46.975	304.7	38:22.857
3	2	4:34.585 B	34.518	2:06.038	1:54.029	322.0	19:37.972	8	1	4:54.135	1:42.300	1:29.739	1:42.096	315.4	43:16.992
4	2	6:15.540	2:38.600	1:23.768	2:13.172	315.4	25:53.512	9	1	3:40.667	35.317	1:25.326	1:40.024	315.4	46:57.659
5	2	5:05.392	1:25.350	1:59.082	1:40.960	281.0	30:58.904	10	1	<b>3:35.732</b>	<b>33.996</b>	<b>1:22.205</b>	1:39.531	320.1	50:33.391
6	2	3:36.585	34.195	1:22.968	<b>1:39.422</b>	317.2	34:35.489	11	1	3:43.603 B	34.282	1:22.957	1:46.364	318.2	54:16.994
7	2	3:47.368 B	35.145	1:25.248	1:46.975	304.7	38:22.857	12	3	4:47.948	1:43.835	1:22.408	1:41.705	318.2	59:04.942
8	1	4:54.135	1:42.300	1:29.739	1:42.096	315.4	43:16.992	13	3	3:37.439	34.355	1:23.368	1:39.716	311.8	1:02:42.381
9	1	3:40.667	35.317	1:25.326	1:40.024	315.4	46:57.659								
10	1	<b>3:35.732</b>	<b>33.996</b>	<b>1:22.205</b>	1:39.531	320.1	50:33.391								
11	1	3:43.603 B	34.282	1:22.957	1:46.364	318.2	54:16.994								
12	3	4:47.948	1:43.835	1:22.408	1:41.705	318.2	59:04.942								
13	3	3:37.439	34.355	1:23.368	1:39.716	311.8	1:02:42.381								
<b>35</b>	<b>Eurasia Motorsport</b> Ligier JSP217 - Gibson														
			1.Nobuya YAMANAKA		3.Roberto MERHI		LMP2								
			2.Nicholas FOSTER												
1	1	4:52.598 B	1:13.516	1:36.648	2:02.434	197.8	4:52.598	6	1	3:52.393	36.290	1:26.341	1:49.762	322.9	36:57.870
2	1	14:38.626	...	2:15.585	1:54.892	317.2	19:31.224	7	1	3:50.386	36.463	1:26.951	1:46.972	319.1	40:48.256
3	1	3:50.682	<b>35.770</b>	1:25.850	1:49.062	320.1	23:21.906	8	1	3:52.312	36.137	<b>1:25.350</b>	1:50.825	326.8	44:40.568
4	1	5:53.094	37.158	2:19.312	2:56.624	319.1	29:15.000	9	1	3:48.693	36.048	1:26.203	1:46.442	324.9	48:29.261
5	1	3:50.477	36.524	1:25.924	1:48.029	320.1	33:05.477	10	1	3:59.168 B	36.271	1:25.988	1:56.909	322.9	52:28.429
6	1	3:52.393	36.290	1:26.341	1:49.762	322.9	36:57.870	11	1	4:57.193	1:44.420	1:25.514	1:47.259	323.9	57:25.622
7	1	3:50.386	36.463	1:26.951	1:46.972	319.1	40:48.256	12	1	<b>3:48.147</b>	36.444	1:25.483	<b>1:46.220</b>	320.1	1:01:13.769
8	1	3:52.312	36.137	<b>1:25.350</b>	1:50.825	326.8	44:40.568								
9	1	3:48.693	36.048	1:26.203	1:46.442	324.9	48:29.261								
10	1	3:59.168 B	36.271	1:25.988	1:56.909	322.9	52:28.429								
11	1	4:57.193	1:44.420	1:25.514	1:47.259	323.9	57:25.622								
12	1	<b>3:48.147</b>	36.444	1:25.483	<b>1:46.220</b>	320.1	1:01:13.769								
<b>36</b>	<b>Signatech Alpine ELF</b> Alpine A470 - Gibson														
			1.André NEGRÃO		3.Thomas LAURENT		LMP2								
			2.Pierre RAGUES												
1	1	3:56.786	50.271	1:24.511	1:42.004	300.5	3:56.786	6	2	5:06.911 B	33.258	1:22.780	3:10.873	328.8	27:24.964
2	1	4:23.622	<b>32.858</b>	2:14.092	<b>1:36.672</b>	324.9	8:20.408	7	2	4:22.502	1:19.259	1:24.239	1:39.004	319.1	31:47.466
3	1	4:05.518	33.011	1:53.257	1:39.250	298.0	12:25.926	8	2	3:32.801	33.300	<b>1:20.855</b>	1:38.646	322.9	35:20.267
4	1	3:40.481 B	33.638	1:21.161	1:45.682	326.8	16:06.407								
5	2	6:11.646	3:10.686	1:22.923	1:38.037	319.1	22:18.053								
6	2	5:06.911 B	33.258	1:22.780	3:10.873	328.8	27:24.964								
7	2	4:22.502	1:19.259	1:24.239	1:39.004	319.1	31:47.466								
8	2	3:32.801	33.300	<b>1:20.855</b>	1:38.646	322.9	35:20.267								
<b>33</b>	<b>High Class Racing</b> Oreca 07 - Gibson														
			1.Kenta YAMASHITA		3.Anders FJORBACH		LMP2								
			2.Mark PATTERSON												
1	1	4:11.581	1:02.592	1:28.272	1:40.717	269.1	4:11.581								
2	1	5:06.714	33.601	2:54.953	1:38.160	80.4	9:18.295								





# FIA WEC

## 88<sup>e</sup> Edition des 24 Heures du Mans

### Free Practice 4

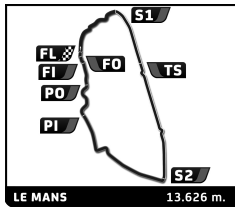


### Sector Analysis

Lap under Red Flag   Invalidated Lap   Personal Best   Session Best   B Crossing the pit lane

Lap	D	Time	Sector 1	Sector 2	Sector 3	T. Spd	Elapsed	Lap	D	Time	Sector 1	Sector 2	Sector 3	T. Spd	Elapsed
9	2	3:35.401	35.134	1:21.717	1:38.550	322.0	38:55.668	6	1	8:11.173	3:12.314	2:12.516	2:46.343	321.0	29:05.312
10	2	<b>3:31.451</b>	33.454	1:20.980	1:37.017	324.9	42:27.119	7	1	3:31.398	33.119	1:21.249	1:37.030	327.8	32:36.710
11	2	3:39.457 <b>B</b>	34.076	1:21.597	1:43.784	324.9	46:06.576	8	1	3:41.162 <b>B</b>	33.184	1:21.723	1:46.255	326.8	36:17.872
12	3	15:30.395	...	1:23.003	1:38.547	322.9	1:01:36.971	9	1	11:14.843	8:11.043	1:22.113	1:41.687	322.9	47:32.715
<b>37</b>	<b>Jackie Chan DC Racing</b> 1.Ho-Pin TUNG      3.Will STEVENS      Oreca 07 - Gibson LMP2 2.Gabriel AUBRY							<b>10</b>	1	<b>3:30.728</b>	33.090	1:20.694	<b>1:36.944</b>	325.8	51:03.443
1	3	4:27.156	1:11.578	1:29.514	1:46.064	248.7	4:27.156	11	1	3:38.705 <b>B</b>	<b>32.926</b>	<b>1:20.345</b>	1:45.434	326.8	54:42.148
2	3	5:46.486	34.132	3:32.644	1:39.710	80.0	10:13.642	12	2	4:35.303	1:32.153	1:23.573	1:39.577	302.2	59:17.451
3	3	3:43.337 <b>B</b>	33.509	1:21.785	1:48.043	323.9	13:56.979	13	2	3:35.277	33.943	1:21.219	1:40.115	325.8	1:02:52.728
4	1	7:10.773	3:21.480	2:06.982	1:42.311	322.9	21:07.752	<b>47</b>	<b>Cetilar Racing</b> 1.Roberto LACORTE      3.Giorgio SERNAGIOTTO      Dallara P217 - Gibson LMP2 2.Andrea BELICCHI						
5	1	3:39.626 <b>B</b>	<b>32.832</b>	1:21.300	1:45.494	325.8	24:47.378	1	2	4:15.136 <b>B</b>	53.235	1:29.006	1:52.895	272.5	4:15.136
6	2	6:46.184	3:46.089	1:21.661	1:38.434	322.9	31:33.562	2	2	8:45.827	5:40.648	1:24.539	1:40.640	281.0	13:00.963
7	2	<b>3:32.804</b>	33.798	1:21.907	<b>1:37.099</b>	303.9	35:06.366	3	2	3:39.191	33.795	1:22.861	1:42.535	323.9	16:40.154
8	2	3:41.927 <b>B</b>	33.475	1:22.260	1:46.192	324.9	38:48.293	4	2	4:29.126	33.663	2:09.178	1:46.285	325.8	21:09.280
9	3	5:24.520	2:20.503	1:22.987	1:41.030	310.9	44:12.813	5	2	3:49.148 <b>B</b>	35.165	1:23.228	1:50.755	324.9	24:58.428
10	3	3:34.357	33.618	1:21.089	1:39.650	327.8	47:47.170	6	1	8:54.684	5:47.521	1:24.522	1:42.641	320.1	33:53.112
11	3	3:40.841 <b>B</b>	33.173	<b>1:20.362</b>	1:47.306	325.8	51:28.011	7	1	3:42.247	35.816	1:23.817	1:42.614	322.9	37:35.359
12	1	4:32.725	1:30.839	1:21.909	1:39.977	322.0	56:00.736	8	1	3:39.353	34.587	1:22.761	1:42.005	323.9	41:14.712
13	1	3:36.956	33.250	1:25.459	1:38.247	326.8	59:37.692	9	1	3:50.126 <b>B</b>	34.480	1:22.722	1:52.924	326.8	45:04.838
14	1	3:39.794 <b>B</b>	33.200	1:20.661	1:45.933	327.8	1:03:17.486	10	3	6:45.088	3:41.919	1:23.304	1:39.865	309.1	51:49.926
<b>38</b>	<b>JOTA</b> 1.Anthony DAVIDSON      3.Roberto GONZALEZ      Oreca 07 - Gibson LMP2 2.Antonio Felix DA COSTA							<b>11</b>	3	<b>3:31.983</b>	33.382	1:21.605	<b>1:36.996</b>	324.9	55:21.909
1	1	4:37.111	1:18.402	1:30.539	1:48.170	206.8	4:37.111	12	3	3:32.527	<b>33.277</b>	<b>1:21.138</b>	1:38.112	325.8	58:54.436
2	1	6:12.193	46.752	3:42.367	1:43.074	79.6	10:49.304	13	3	3:41.300 <b>B</b>	33.557	1:21.285	1:46.458	326.8	1:02:35.736
3	1	3:34.149	34.807	1:22.754	1:36.588	312.7	14:23.453	<b>50</b>	<b>Richard Mille Racing Team</b> 1.Tatiana CALDERON      3.Beitske VISSER      Oreca 07 - Gibson LMP2 2.Sophia FLÖRSCH						
4	1	4:28.020 <b>B</b>	<b>32.972</b>	2:05.244	1:49.804	329.8	18:51.473	1	1	4:32.028	1:12.185	1:30.062	1:49.781	258.2	4:32.028
5	1	7:06.543 <b>B</b>	3:27.580	1:22.474	2:16.489	323.9	25:58.016	2	1	5:55.127	35.056	3:39.311	1:40.760	78.2	10:27.155
6	3	6:32.225	3:30.057	1:23.534	1:38.634	318.2	32:30.241	3	1	3:49.465 <b>B</b>	<b>33.372</b>	1:27.798	1:48.295	322.9	14:16.620
7	3	3:36.271	33.355	1:21.692	1:41.224	324.9	36:06.512	4	2	6:01.775	2:03.522	2:10.205	1:48.048	310.0	20:18.395
8	3	3:32.572	33.814	1:21.566	1:37.192	322.0	39:39.084	5	2	<b>3:35.995</b>	34.709	<b>1:23.160</b>	<b>1:38.126</b>	326.8	23:54.390
9	3	3:39.481 <b>B</b>	34.194	1:21.135	1:44.152	327.8	43:18.565	6	2	5:52.401 <b>B</b>	34.509	3:09.670	2:08.222	324.9	29:46.791
10	2	8:25.867	5:24.275	1:22.225	1:39.367	318.2	51:44.432	7	3	4:58.205	1:52.119	1:24.636	1:41.450	316.3	34:44.996
11	2	<b>3:29.663</b>	33.086	<b>1:20.211</b>	<b>1:36.366</b>	322.9	55:14.095	8	3	3:37.235	34.146	1:23.193	1:39.896	315.4	38:22.231
12	2	3:38.617 <b>B</b>	33.242	1:20.390	1:44.985	323.9	58:52.712	9	3	3:50.222 <b>B</b>	34.937	1:24.317	1:50.968	326.8	42:12.453
<b>39</b>	<b>SO24-Has by Graff</b> 1.James ALLEN      3.Charles MILESI      Oreca 07 - Gibson LMP2 2.Vincent CAPILLAIRE							10	3	17:11.414	...	1:27.107	1:42.805	286.9	59:23.867
1	2	4:50.172 <b>B</b>	51.031	1:45.990	2:13.151	213.4	4:50.172	11	3	3:46.385 <b>B</b>	34.868	1:23.762	1:47.755	322.0	1:03:10.252
2	2	14:12.986 <b>B</b>	9:28.068	2:35.881	2:09.037	194.6	19:03.158	<b>51</b>	<b>AF Corse</b> 1.Alessandro PIER GUIDI      3.Daniel SERRA      Ferrari 488 GTE Evo LMGT Pro 2.James CALADO						
3	2	21:14.449 <b>B</b>	...	2:02.718	2:08.722	203.0	40:17.607	1	2	4:28.339	57.705	1:34.746	1:55.888	273.9	4:28.339
4	2	11:16.448 <b>B</b>	7:23.852	1:47.103	2:05.493	215.1	51:34.055	2	2	6:08.374	38.305	3:40.303	1:49.766	79.0	10:36.713
5	2	7:56.226	4:49.377	1:26.408	1:40.441	303.9	59:30.281	3	2	4:15.395 <b>B</b>	36.861	1:44.077	1:54.457	290.0	14:52.108
6	2	<b>3:35.588</b>	<b>34.186</b>	<b>1:22.086</b>	<b>1:39.316</b>	323.9	1:03:05.869	4	2	13:01.758	7:52.686	1:32.057	3:37.015	290.8	27:53.866
<b>42</b>	<b>Cool Racing</b> 1.Nicolas LAPIERRE      3.Alexandre COIGNY      Oreca 07 - Gibson LMP2 2.Antonin BORGA							5	2	4:06.370	45.204	1:33.167	1:47.999	293.2	32:00.236
1	3	3:48.307	40.612	1:25.735	1:41.960	320.1	3:48.307	6	2	4:01.329 <b>B</b>	36.625	1:31.679	1:53.025	294.0	36:01.565
2	3	4:06.412	34.030	1:50.595	1:41.787	325.8	7:54.719	7	3	4:59.757	1:40.302	1:30.785	1:48.670	291.6	41:01.322
3	3	4:33.774	36.414	2:13.866	1:43.494	203.3	12:28.493	8	3	3:53.177	36.866	1:29.518	<b>1:46.793</b>	291.6	44:54.499
4	3	3:38.522	34.066	1:23.047	1:41.409	325.8	16:07.015	9	3	3:59.229 <b>B</b>	36.646	1:29.345	1:53.238	293.2	48:53.728
5	3	4:47.124 <b>B</b>	33.926	2:11.368	2:01.830	324.9	20:54.139	10	1	4:49.459	1:31.376	1:30.762	1:47.321	294.0	53:43.187
								11	1	3:55.595	36.951	1:29.690	1:48.954	294.0	57:38.782
								12	1	<b>3:52.684</b>	<b>36.523</b>	<b>1:29.271</b>	1:46.890	294.8	1:01:31.466





# FIA WEC

## 88<sup>e</sup> Edition des 24 Heures du Mans

### Free Practice 4

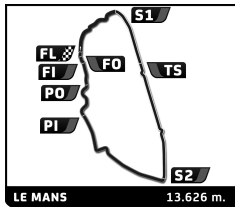


### Sector Analysis

Lap under Red Flag   Invalidated Lap   Personal Best   Session Best   B Crossing the pit lane

Lap	D	Time	Sector 1	Sector 2	Sector 3	T. Spd	Elapsed	Lap	D	Time	Sector 1	Sector 2	Sector 3	T. Spd	Elapsed	
<b>52</b>	<b>AF Corse</b> Ferrari 488 GTE Evo															
	1.Christoph ULRICH LMGTE Am															
	2.Steffen GÖRIG															
	1	3	5:20.976	1:32.062	1:46.168	2:02.746	192.8	5:20.976	3	1	4:47.219	37.455	2:12.244	1:57.520	292.4	19:51.683
	2	3	6:16.281	42.758	3:32.473	2:01.050	79.1	11:37.257	4	1	3:56.786	37.259	1:30.323	1:49.204	295.6	23:48.469
	3	3	4:12.778	40.316	1:35.881	1:56.581	287.7	15:50.035	5	1	6:04.410 B	37.548	3:13.541	2:13.321	287.7	29:52.879
	4	3	5:00.497	40.606	2:15.721	2:04.170	289.3	20:50.532	6	2	5:24.598	2:04.730	1:31.194	1:48.674	292.4	35:17.477
	5	3	4:14.171	39.876	1:35.178	1:59.117	286.9	25:04.703	7	2	3:56.310	38.155	1:30.223	1:47.932	291.6	39:13.787
	6	3	6:02.469	1:24.911	2:41.006	1:56.552	79.1	31:07.172	8	2	3:55.283	37.164	1:30.075	1:48.044	289.3	43:09.070
	7	3	4:09.742	39.980	1:35.083	1:54.679	281.0	35:16.914	9	2	4:02.456 B	37.376	1:30.407	1:54.673	290.0	47:11.526
	8	3	4:15.756 B	40.555	1:34.567	2:00.634	285.4	39:32.670	10	3	4:48.384	1:29.483	1:30.121	1:48.780	293.2	51:59.910
	9	2	5:39.537	2:10.453	1:34.691	1:54.393	285.4	45:12.207	11	3	3:54.258	36.733	1:30.043	1:47.482	290.0	55:54.168
	10	2	<b>4:08.479</b>	39.753	1:34.670	<b>1:54.056</b>	285.4	49:20.686	12	3	<b>3:53.884</b>	<b>36.582</b>	<b>1:30.000</b>	<b>1:47.302</b>	291.6	59:48.052
	11	2	4:09.188	<b>39.028</b>	<b>1:34.426</b>	1:55.734	286.9	53:29.874	13	3	4:00.133 B	36.627	1:30.067	1:53.439	290.8	1:03:48.185
12	2	4:10.373	39.389	1:35.411	1:55.573	285.4	57:40.247									
13	2	4:16.047 B	39.293	1:34.742	2:02.012	286.2	1:01:56.294									
<b>54</b>	<b>AF Corse</b> Ferrari 488 GTE Evo															
	1.Thomas FLOHR LMGTE Am															
	2.Francesco CASTELLACCI															
	1	2	5:29.857	2:04.784	1:33.015	1:52.058	284.7	5:29.857								
	2	2	6:01.443	40.315	3:26.869	1:54.259	79.0	11:31.300								
	3	2	3:59.602	37.604	1:32.592	1:49.406	294.0	15:30.902								
	4	2	4:53.471 B	38.470	2:13.020	2:01.981	293.2	20:24.373								
	5	1	7:38.442	2:15.825	1:36.123	3:46.494	285.4	28:02.815								
	6	1	4:08.566	43.076	1:33.775	1:51.715	282.5	32:11.381								
	7	1	4:03.278	38.134	1:33.792	1:51.352	286.9	36:14.659								
	8	1	4:00.236	37.926	1:31.852	1:50.458	287.7	40:14.895								
	9	1	4:00.122	38.089	1:32.117	1:49.916	288.5	44:15.017								
	10	1	3:59.107	<b>37.387</b>	1:31.869	1:49.851	290.0	48:14.124								
	11	1	4:06.601 B	38.257	1:32.040	1:56.304	286.9	52:20.725								
12	3	5:24.476	2:00.953	1:31.372	1:52.151	290.0	57:45.201									
13	3	<b>3:56.365</b>	37.528	<b>1:30.548</b>	<b>1:48.289</b>	290.8	1:01:41.566									
<b>55</b>	<b>Spirit of Race</b> Ferrari 488 GTE Evo															
	1.Duncan CAMERON LMGTE Am															
	2.Aaron SCOTT															
	1	3	5:23.527	2:01.011	1:33.280	1:49.236	283.9	5:23.527								
	2	3	6:04.866	41.685	3:31.284	1:51.897	79.0	11:28.393								
	3	3	4:01.016	38.788	1:32.214	1:50.014	294.0	15:29.409								
	4	3	4:44.318	37.501	2:12.665	1:54.152	292.4	20:13.727								
	5	3	<b>3:57.047</b>	37.921	<b>1:30.962</b>	<b>1:48.164</b>	291.6	24:10.774								
	6	3	6:04.502 B	<b>37.174</b>	3:29.564	1:57.764	79.1	30:15.276								
	7	1	5:46.380	2:19.158	1:35.628	1:51.594	286.9	36:01.656								
	8	1	4:04.925	38.053	1:33.066	1:53.806	288.5	40:06.581								
	9	1	4:04.532	37.976	1:32.500	1:54.056	290.8	44:11.113								
	10	1	4:06.320	39.848	1:34.133	1:52.339	286.2	48:17.433								
	11	1	4:02.191	38.424	1:32.644	1:51.123	287.7	52:19.624								
12	1	4:03.655	38.569	1:33.351	1:51.735	288.5	56:23.279									
13	1	4:03.169	39.006	1:32.485	1:51.678	283.2	1:00:26.448									
<b>56</b>	<b>Team Project 1</b> Porsche 911 RSR															
	1.Egidio PERFETTI LMGTE Am															
	2.Larry TEN VOORDE															
	1	1	5:38.212 B	2:00.631	1:36.557	2:01.024	269.1	5:38.212								
	2	1	9:26.252	6:02.075	1:32.533	1:51.644	290.0	15:04.464								
<b>57</b>	<b>Team Project 1</b> Porsche 911 RSR															
	1.Ben KEATING LMGTE Am															
	2.Felipe FRAGA															
<b>60</b>	<b>Iron Lynx</b> Ferrari 488 GTE Evo															
	1.Claudio SCHIAVONI LMGTE Am															
	2.Sergio PIANEZZOLA															
<b>61</b>	<b>Luzich Racing</b> Ferrari 488 GTE Evo															
	1.Francesco PIOVANETTI LMGTE Am															
	2.Oswaldo NEGRI JR.															





# FIA WEC

## 88<sup>e</sup> Edition des 24 Heures du Mans

### Free Practice 4

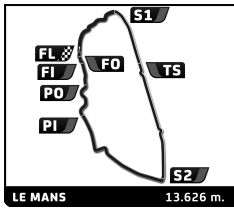


### Sector Analysis

Lap under Red Flag   Invalidated Lap   Personal Best   Session Best   B Crossing the pit lane

Lap	D	Time	Sector 1	Sector 2	Sector 3	T. Spd	Elapsed	Lap	D	Time	Sector 1	Sector 2	Sector 3	T. Spd	Elapsed							
9	1	4:16.153 B	40.035	1:34.739	2:01.379	287.7	44:45.345	1	2	5:33.266	2:10.141	1:33.510	1:49.615	278.1	5:33.266							
10	3	5:37.672	2:16.149	1:32.215	1:49.308	288.5	50:23.017	2	2	5:55.351	38.901	3:26.370	1:50.080	79.1	11:28.617							
11	3	3:54.555	36.905	1:30.207	1:47.443	288.5	54:17.572	3	2	3:57.945	37.528	1:31.762	1:48.655	295.6	15:26.562							
12	3	<b>3:53.937</b>	<b>36.736</b>	<b>1:29.944</b>	<b>1:47.257</b>	289.3	58:11.509	4	2	4:41.185	36.599	2:11.153	1:53.433	293.2	20:07.747							
13	3	4:04.189 B	36.818	1:30.535	1:56.836	290.0	1:02:15.698	5	2	3:52.780	<b>36.444</b>	1:29.699	1:46.637	290.8	24:00.527							
<b>63</b> WeatherTech Racing      Ferrari 488 GTE Evo 1.Cooper MACNEIL      3.Jeffrey SEGAL      LMGTE Pro 2.Toni VILANDER								<b>72</b> Hub Auto Racing      Ferrari 488 GTE Evo 1.Morris CHEN      3.Marcos GOMES      LMGTE Am 2.Tom BLOMQUIST														
1	3	4:31.403	57.156	1:41.179	1:53.068	192.1	4:31.403	1	1	11:48.208	6:22.780	3:25.701	1:59.727	79.4	11:48.208							
2	3	6:25.528	47.710	3:44.730	1:53.088	79.1	10:56.931	2	1	4:13.300	39.500	1:36.054	1:57.746	248.7	16:01.508							
3	3	3:59.082	37.154	1:32.508	1:49.420	292.4	14:56.013	3	1	4:55.567	38.344	2:15.841	2:01.382	291.6	20:57.075							
4	3	4:44.170	37.307	2:12.481	1:54.382	293.2	19:40.183	4	1	4:10.523 B	<b>37.197</b>	<b>1:32.146</b>	2:01.180	291.6	25:07.598							
5	3	3:56.558	36.914	1:31.749	<b>1:47.895</b>	290.8	23:36.741	5	1	7:37.829	3:58.041	1:38.599	2:01.189	252.8	32:45.427							
6	3	6:00.707 B	36.868	2:46.617	2:37.222	291.6	29:37.448	6	1	4:21.917	40.888	1:39.687	2:01.342	288.5	37:07.344							
7	3	6:33.487	3:13.676	1:31.708	1:48.103	290.8	36:10.935	7	1	<b>4:12.693</b>	40.679	1:34.381	<b>1:57.633</b>	288.5	41:20.037							
8	3	<b>3:54.044</b>	<b>36.482</b>	<b>1:29.608</b>	1:47.954	292.4	40:04.979	8	1	4:51.482 B	43.482	1:44.808	2:23.192	253.9	46:11.519							
9	3	4:00.220 B	36.798	1:30.402	1:53.020	294.0	44:05.199	9	1	7:52.266	4:03.744	1:43.046	2:05.476	281.7	54:03.785							
10	1	5:32.551	2:08.697	1:33.666	1:50.188	278.1	49:37.750	10	1	4:20.543	41.707	1:37.046	2:01.790	281.7	58:24.328							
11	1	3:59.905	37.685	1:32.719	1:49.501	289.3	53:37.655	11	1	4:24.534	43.730	1:39.321	2:01.483	283.2	1:02:48.862							
12	1	4:11.525 B	37.499	1:31.061	2:02.965	292.4	57:49.180	<b>75</b> Iron Lynx      Ferrari 488 GTE Evo 1.Rino MASTRONARDI      3.Andrea PICCINI      LMGTE Am 2.Matteo CRESSONI														
13	2	5:07.208	1:47.397	1:30.545	1:49.266	293.2	1:02:56.388	1	2	5:07.787	1:32.295	1:37.807	1:57.685	216.4	5:07.787							
<b>66</b> JMW Motorsport      Ferrari 488 GTE Evo 1.Richard HEISTAND      3.Jan MAGNUSSEN      LMGTE Am 2.Maxwell ROOT								2								2	6:07.838	45.392	3:29.669	1:52.777	79.1	11:15.625
1	3	4:34.194	54.342	1:43.251	1:56.601	196.3	4:34.194	3	2	3:58.587	37.206	1:31.956	1:49.425	293.2	15:14.212							
2	3	6:24.026	45.872	3:44.594	1:53.560	75.7	10:58.220	4	2	4:43.567	<b>36.873</b>	2:11.899	1:54.795	292.4	19:57.779							
3	3	11:07.089 B	37.735	<b>1:31.102</b>	8:58.252	290.8	22:05.309	5	2	<b>3:55.682</b>	37.137	<b>1:30.310</b>	<b>1:48.235</b>	290.8	23:53.461							
4	3	13:59.216	...	1:34.932	1:53.026	263.9	36:04.525	6	2	6:02.108 B	37.105	3:11.354	2:13.649	293.2	29:55.569							
5	3	3:59.490	37.535	1:31.326	1:50.629	289.3	40:04.015	7	1	6:50.559	3:23.038	1:34.634	1:52.887	290.0	36:46.128							
6	3	<b>3:58.278</b>	<b>37.527</b>	1:31.539	<b>1:49.212</b>	278.8	44:02.293	8	1	3:57.662	37.318	1:31.400	1:48.944	289.3	40:43.790							
7	3	4:06.892 B	37.527	1:32.109	1:57.256	288.5	48:09.185	9	1	3:57.071	37.126	1:30.844	1:49.101	290.8	44:40.861							
8	2	5:13.499	1:45.994	1:33.790	1:53.715	286.2	53:22.684	10	1	4:10.085 B	38.183	1:34.152	1:57.750	260.7	48:50.946							
9	2	4:01.689	38.361	1:32.477	1:50.851	286.2	57:24.373	11	3	6:23.938	2:59.819	1:32.451	1:51.668	290.0	55:14.884							
10	2	4:04.945	40.366	1:33.047	1:51.532	286.2	1:01:29.318	12	3	3:58.816	37.838	1:31.682	1:49.296	289.3	59:13.700							
<b>70</b> MR Racing      Ferrari 488 GTE Evo 1.Takeshi KIMURA      3.Kei COZZOLINO      LMGTE Am 2.Vincent ABRIL								13								3	3:56.891	37.336	1:30.359	1:49.196	292.4	1:03:10.591
1	2	5:06.994	1:35.369	1:35.818	1:55.807	261.9	5:06.994	<b>77</b> Dempsey - Proton Racing      Porsche 911 RSR 1.Christian RIED      3.Matt CAMPBELL      LMGTE Am 2.Riccardo PERA														
2	2	6:19.926	41.841	3:42.216	1:55.869	79.0	11:26.920	1	3	5:08.194	1:42.782	1:35.845	1:49.567	228.2	5:08.194							
3	2	<b>4:02.331</b>	37.857	1:33.533	<b>1:50.941</b>	290.8	15:29.251	2	3	5:59.630	45.414	3:24.212	1:50.004	79.1	11:07.824							
4	2	4:53.815 B	<b>37.422</b>	2:13.736	2:02.657	284.7	20:23.066	3	3	4:04.748 B	36.882	1:30.555	1:57.311	291.6	15:12.572							
5	1	7:46.928 B	2:31.897	1:34.990	3:40.041	285.4	28:09.994	4	3	11:34.168	7:08.838	1:33.156	2:52.174	274.6	26:46.740							
6	1	5:19.692	1:48.368	1:36.106	1:55.218	284.7	33:29.686	5	3	4:40.913	1:20.666	1:31.707	<b>1:48.540</b>	286.9	31:27.653							
7	1	4:04.588	38.391	1:33.868	1:52.329	284.7	37:34.274	6	3	4:01.499 B	<b>36.482</b>	<b>1:29.844</b>	1:55.173	288.5	35:29.152							
8	1	4:06.035	39.307	1:33.175	1:53.553	286.2	41:40.309															
9	1	4:05.157	38.714	1:34.465	1:51.978	286.9	45:45.466															
10	1	4:03.444	38.625	1:32.910	1:51.909	287.7	49:48.910															
11	1	4:02.668	37.874	<b>1:32.586</b>	1:52.208	288.5	53:51.578															
12	1	4:04.040	38.111	1:32.646	1:53.283	286.9	57:55.618															
13	1	4:02.747	38.600	1:32.897	1:51.250	287.7	1:01:58.365															
<b>71</b> AF Corse      Ferrari 488 GTE Evo 1.Davide RIGON      3.Sam BIRD      LMGTE Pro 2.Miguel MOLINA																						





FIA WEC 88<sup>e</sup> Edition des 24 Heures du Mans Free Practice 4

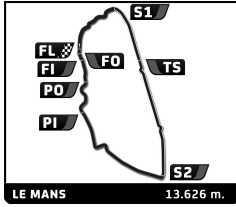


Sector Analysis

Lap under Red Flag Invalidated Lap Personal Best Session Best Crossing the pit lane

Table with columns: Lap, D, Time, Sector 1, Sector 2, Sector 3, T. Spd, Elapsed. Contains data for drivers 78, 82, 83, 85, 86, 88, 89 across various teams like Proton Competition, Risi Competizione, AF Corse, Iron Lynx, Gulf Racing, Dempsey - Proton Racing, and Team Project 1.





# FIA WEC

## 88<sup>e</sup> Edition des 24 Heures du Mans

### Free Practice 4



### Sector Analysis

Lap under Red Flag   Invalidated Lap   Personal Best   Session Best   B Crossing the pit lane

Lap	D	Time	Sector 1	Sector 2	Sector 3	T. Spd	Elapsed	Lap	D	Time	Sector 1	Sector 2	Sector 3	T. Spd	Elapsed
8	2	4:21.471 B	40.594	1:34.349	2:06.528	283.2	42:16.013	3	2	3:57.425	37.720	1:31.501	1:48.204	293.2	15:19.027
9	3	6:36.177	3:05.489	1:38.417	1:52.271	290.0	48:52.190	4	2	4:48.503 B	36.561	2:11.061	2:00.881	294.8	20:07.530
10	3	4:02.368	38.114	1:32.832	1:51.422	285.4	52:54.558	5	3	13:36.802	...	1:31.611	1:48.404	286.2	33:44.332
11	3	4:01.796	38.162	1:32.551	1:51.083	286.2	56:56.354	6	3	3:54.302	37.045	1:29.926	1:47.331	291.6	37:38.634
12	3	4:08.252 B	37.745	1:32.260	1:58.247	285.4	1:01:04.606	7	3	3:53.890	36.817	1:29.782	1:47.291	294.0	41:32.524
<b>90</b> TF Sport 1. Salih YOLUC 2. Charles EASTWOOD Aston Martin Vantage AMR 3. Jonathan ADAM LMGTE Am								<b>8</b> 3 3:54.201 36.874 1:30.222 1:47.105 294.0 45:26.725 <b>9</b> 3 4:00.612 B 36.856 1:29.614 1:54.142 294.8 49:27.337 <b>10</b> 1 5:03.877 1:44.649 1:30.723 1:48.505 291.6 54:31.214 <b>11</b> 1 3:53.742 36.810 1:29.667 1:47.265 294.0 58:24.956 <b>12</b> 1 3:53.958 36.915 1:29.649 1:47.394 293.2 1:02:18.914							
<b>91</b> Porsche GT Team 1. Gianmaria BRUNI 2. Richard LIETZ Porsche 911 RSR - 19 3. Frédéric MAKOWIECKI LMGTE Pro								<b>97</b> Aston Martin Racing 1. Maxime MARTIN 2. Alexander LYNN Aston Martin Vantage AMR 3. Harry TINCKNELL LMGTE Pro							
<b>1</b> 1 5:44.719 2:23.899 1:32.345 1:48.475 287.7 5:44.719 <b>2</b> 1 5:50.937 40.195 3:21.784 1:48.958 79.1 11:35.656 <b>3</b> 1 3:55.577 36.712 1:30.140 1:48.725 295.6 15:31.233 <b>4</b> 1 4:43.677 37.810 2:12.106 1:53.761 295.6 20:14.910 <b>5</b> 1 3:54.323 37.203 1:30.106 1:47.014 298.0 24:09.233 <b>6</b> 1 6:01.294 B 36.579 3:29.606 1:55.109 79.3 30:10.527 <b>7</b> 1 8:17.583 4:58.404 1:31.303 1:47.876 275.3 38:28.110 <b>8</b> 1 4:02.144 B 36.506 1:30.678 1:54.960 291.6 42:30.254 <b>9</b> 3 7:15.549 3:54.834 1:32.288 1:48.427 294.8 49:45.803 <b>10</b> 3 3:54.291 36.889 1:30.813 1:46.589 293.2 53:40.094 <b>11</b> 3 3:57.564 37.195 1:29.451 1:50.918 294.8 57:37.658 <b>12</b> 3 3:53.342 36.752 1:29.682 1:46.908 290.8 1:01:31.000								<b>1</b> 1 4:36.182 1:06.761 1:36.968 1:52.453 236.2 4:36.182 <b>2</b> 1 6:21.012 46.381 3:44.440 1:50.191 78.1 10:57.194 <b>3</b> 1 3:54.661 37.259 1:30.756 1:46.646 291.6 14:51.855 <b>4</b> 1 4:48.010 B 36.484 2:11.552 1:59.974 290.0 19:39.865 <b>5</b> 3 14:11.823 ... 1:33.451 1:49.551 278.8 33:51.688 <b>6</b> 3 3:54.241 36.999 1:30.171 1:47.071 291.6 37:45.929 <b>7</b> 3 4:00.504 B 36.620 1:30.530 1:53.354 290.8 41:46.433 <b>8</b> 2 5:02.116 1:42.281 1:32.021 1:47.814 289.3 46:48.549 <b>9</b> 2 3:52.875 36.538 1:29.706 1:46.631 291.6 50:41.424 <b>10</b> 2 3:55.323 36.639 1:29.616 1:49.068 294.0 54:36.747 <b>11</b> 2 3:58.587 B 36.802 1:29.251 1:52.534 293.2 58:35.334							
<b>92</b> Porsche GT Team 1. Michael CHRISTENSEN 2. Kevin ESTRE Porsche 911 RSR - 19 3. Laurens VANTHOOR LMGTE Pro								<b>98</b> Aston Martin Racing 1. Paul DALLA LANA 2. Ross GUNN Aston Martin Vantage AMR 3. Augusto FARFUS LMGTE Am							
<b>1</b> 3 5:49.499 2:10.692 1:32.099 2:06.708 290.8 5:49.499 <b>2</b> 3 5:48.616 39.347 3:20.387 1:48.882 79.0 11:38.115 <b>3</b> 3 3:59.055 37.822 1:30.458 1:50.775 295.6 15:37.170 <b>4</b> 3 4:44.315 37.055 2:12.779 1:54.481 295.6 20:21.485 <b>5</b> 3 3:53.250 36.686 1:29.504 1:47.060 294.0 24:14.735 <b>6</b> 3 6:01.452 B 36.475 3:30.814 1:54.163 79.3 30:16.187 <b>7</b> 1 10:35.010 7:14.815 1:30.699 1:49.496 294.0 40:51.197 <b>8</b> 1 3:51.985 36.685 1:29.036 1:46.264 295.6 44:43.182 <b>9</b> 1 3:59.587 B 37.297 1:29.583 1:52.707 298.0 48:42.769								<b>1</b> 3 4:41.939 1:09.009 1:37.786 1:55.144 235.2 4:41.939 <b>2</b> 3 6:19.780 43.582 3:45.389 1:50.809 76.9 11:01.719 <b>3</b> 3 3:59.078 37.714 1:31.771 1:49.593 290.8 15:00.797 <b>4</b> 3 4:52.503 B 37.349 2:12.486 2:02.668 290.8 19:53.300 <b>5</b> 1 11:36.501 7:59.433 1:44.631 1:52.437 272.5 31:29.801 <b>6</b> 1 3:59.421 37.909 1:32.108 1:49.404 289.3 35:29.222 <b>7</b> 1 3:58.563 37.568 1:32.173 1:48.822 288.5 39:27.785 <b>8</b> 1 4:07.586 B 38.649 1:31.939 1:56.998 290.0 43:35.371 <b>9</b> 2 5:03.217 1:37.281 1:31.317 1:54.619 290.8 48:38.588 <b>10</b> 2 3:55.254 37.094 1:30.278 1:47.882 290.0 52:33.842 <b>11</b> 2 3:55.886 36.734 1:29.933 1:49.219 290.0 56:29.728 <b>12</b> 2 4:06.836 B 37.057 1:31.053 1:58.726 290.8 1:00:36.564							
<b>95</b> Aston Martin Racing 1. Nicki THIM 2. Marco SØRENSEN Aston Martin Vantage AMR 3. Richard WESTBROOK LMGTE Pro															
<b>1</b> 2 5:17.770 1:35.035 1:47.247 1:55.488 217.2 5:17.770 <b>2</b> 2 6:03.832 40.991 3:29.137 1:53.704 78.8 11:21.602															

