

FIA WEC

88^e Edition des 24 Heures du Mans

Warm Up

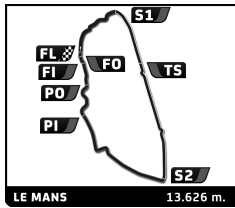


Sector Analysis

Lap under Red Flag Invalidated Lap Personal Best Session Best B Crossing the pit lane

Lap	D	Time	Sector 1	Sector 2	Sector 3	T. Spd	Elapsed	Lap	D	Time	Sector 1	Sector 2	Sector 3	T. Spd	Elapsed		
1		Rebellion Racing Rebellion R13 - Gibson LMP1 1. Bruno SENNA 3. Gustavo MENEZES 2. Norman NATO							21		DragonSpeed USA Oreca 07 - Gibson LMP2 1. Juan Pablo MONTOYA 3. Memo ROJAS 2. Timothé BURET						
1	1	4:09.292	50.931	1:29.290	1:49.071	295.6	4:09.292	1	1	5:10.032	1:31.463	1:39.716	1:58.853	227.3	5:10.032		
2	1	3:58.962 B	37.561	1:26.347	1:55.054	319.1	8:08.254	2	1	4:58.362	42.839	1:55.703	2:19.820	257.0	10:08.394		
3	1	5:30.585	2:18.984	1:25.805	1:45.796	329.8	13:38.839	3	1	4:14.634 B	40.204	1:29.318	2:05.112	284.7	14:23.028		
4	1	3:50.506 B	37.666	1:23.626	1:49.214	331.8	17:29.345										
3		Rebellion Racing Rebellion R13 - Gibson LMP1 1. Romain DUMAS 3. Louis DELETRAZ 2. Nathanaël BERTHON							22		United Autosports Oreca 07 - Gibson LMP2 1. Philip HANSON 3. Paul DI RESTA 2. Filipe ALBUQUERQUE						
1	2	4:55.504 B	1:12.356	1:39.091	2:04.057	213.4	4:55.504	1	2	6:08.187 B	2:28.334	1:33.892	2:05.961	281.7	6:08.187		
2	1	5:24.081 B	1:51.282	1:33.274	1:59.525	269.1	10:19.585	2	1	5:18.216 B	1:47.304	1:31.513	1:59.399	269.8	11:26.403		
3	3	5:28.590	2:07.641	1:31.283	1:49.666	212.1	15:48.175	3	3	5:30.630 B	2:06.762	1:27.334	1:56.534	294.8	16:57.033		
4		Bykolles Racing Team ENSO CLM P1/01 - Gibson LMP1 1. Tom DILLMANN 3. Oliver WEBB 2. Bruno SPENGLER							24		Nielsen Racing Oreca 07 - Gibson LMP2 1. Garrett GRIST 3. Anthony WELLS 2. Alex KAPADIA						
1	2	5:21.594	1:34.065	1:42.847	2:04.682	210.9	5:21.594	1	2	4:46.790	58.057	1:42.553	2:06.180	212.5	4:46.790		
2	2	4:25.418 B	40.195	1:36.089	2:09.134	282.5	9:47.012	2	2	4:11.116	41.937	1:34.813	1:54.366	226.3	8:57.906		
								3	2	3:55.808	38.559	1:28.668	1:48.581	308.2	12:53.714		
								4	2	3:51.788	37.186	1:27.184	1:47.418	319.1	16:45.502		
7		Toyota Gazoo Racing Toyota TS050 - Hybrid LMP1 - H 1. Mike CONWAY 3. Jose Maria LOPEZ 2. Kamui KOBAYASHI							25		Algarve Pro Racing Oreca 07 - Gibson LMP2 1. John FALB 3. Matthew MCMURRY 2. Simon TRUMMER						
1	1	4:31.059	1:07.776	1:33.902	1:49.381	242.6	4:31.059	1	3	5:47.250	52.336	1:40.342	3:14.572	235.2	5:47.250		
2	1	3:46.057	38.662	1:24.096	1:43.299	313.6	8:17.116	2	3	4:31.085 B	43.970	1:37.748	2:09.367	225.8	10:18.335		
3	1	3:39.375	36.404	1:22.282	1:40.689	294.8	11:56.491	3	1	5:12.567	1:52.853	1:30.338	1:49.376	289.3	15:30.902		
4	1	3:41.402	37.264	1:23.466	1:40.672	301.3	15:37.893										
8		Toyota Gazoo Racing Toyota TS050 - Hybrid LMP1 - H 1. Sébastien BUEMI 3. Brendon HARTLEY 2. Kazuki NAKAJIMA							26		G-Roman Racing Aurus 01 - Gibson LMP2 1. Roman RUSINOV 3. Mikkel JENSEN 2. Jean-Eric VERGNE						
1	1	4:28.013	1:09.404	1:31.656	1:46.953	226.8	4:28.013	1	2	5:00.939	1:16.917	1:40.528	2:03.494	184.3	5:00.939		
2	1	3:50.803 B	36.871	1:24.002	1:49.930	300.5	8:18.816	2	2	4:08.179	41.249	1:32.859	1:54.071	258.2	9:09.118		
3	1	4:27.734	1:25.497	1:22.246	1:39.991	315.4	12:46.550	3	2	4:02.064 B	37.613	1:27.775	1:56.676	283.2	13:11.182		
4	1	3:36.693	37.579	1:20.756	1:38.358	321.0	16:23.243	4	2	4:51.948	1:41.767	1:26.400	1:43.781	282.5	18:03.130		
11		Eurointernational Ligier JSP217 - Gibson LMP2 1. Adrien TAMBAY 3. Christophe D'ANSEMBOUR 2. Erik MARIS							27		DragonSpeed USA Oreca 07 - Gibson LMP2 1. Henrik HEDMAN 3. Renger VAN DER ZANDE 2. Ben HANLEY						
1	2	5:39.942	1:41.360	1:47.070	2:11.512	184.9	5:39.942	1	3	4:58.320	1:21.618	1:35.589	2:01.113	249.8	4:58.320		
2	2	4:35.903 B	44.171	1:37.628	2:14.104	221.2	10:15.845	2	3	4:20.460 B	40.786	1:32.488	2:07.186	257.6	9:18.780		
3	2	6:33.360	2:53.414	1:38.590	2:01.356	191.5	16:49.205	3	2	6:41.910 B	3:05.278	1:32.748	2:03.884	261.3	16:00.690		
16		G-Drive Racing by Algarve Aurus 01 - Gibson LMP2 1. Ryan CULLEN 3. Nicholas TANDY 2. Oliver JARVIS							28		IDEC Sport Oreca 07 - Gibson LMP2 1. Paul LAFARGUE 3. Richard BRADLEY 2. Paul Loup CHATIN						
1	2	4:28.982	53.819	1:39.622	1:55.541	230.7	4:28.982	1	2	5:49.788	2:16.589	1:35.029	1:58.170	231.6	5:49.788		
2	2	4:02.602	40.321	1:30.791	1:51.490	278.1	8:31.584	2	2	4:12.525	42.326	1:33.382	1:56.817	245.9	10:02.313		
3	2	3:52.302	37.582	1:27.956	1:46.764	315.4	12:23.886	3	2	4:01.731	40.366	1:30.436	1:50.929	281.7	14:04.044		
4	2	4:17.716 B	41.615	1:35.009	2:01.092	228.2	16:41.602	4	2	3:56.835	38.834	1:28.739	1:49.262	296.4	18:00.879		
17		IDEC Sport Oreca 07 - Gibson LMP2 1. Patrick PILET 3. Jonathan KENNARD 2. Kyle TILLEY							29		Racing Team Nederland Oreca 07 - Gibson LMP2 1. Frits VAN EERD 3. Nyck DE VRIES 2. Giedo VAN DER GARDE						
1	1	6:19.156	2:45.641	1:33.961	1:59.554	201.8	6:19.156	1	2	5:13.000	1:38.812	1:35.497	1:58.691	283.2	5:13.000		
2	1	4:15.696 B	39.955	1:31.310	2:04.431	279.5	10:34.852	2	2	4:19.288	40.148	1:45.817	1:53.323	283.2	9:32.288		
3	1	6:53.909	3:33.483	1:31.056	1:49.370	234.2	17:28.761	3	2	3:51.502	38.169	1:27.118	1:46.215	322.9	13:23.790		
								4	2	3:43.022	36.397	1:24.115	1:42.510	322.9	17:06.812		





FIA WEC 88^e Edition des 24 Heures du Mans Warm Up

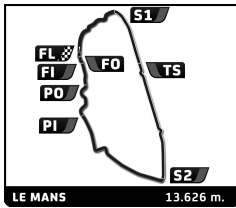


Sector Analysis

Lap under Red Flag Invalidated Lap Personal Best Session Best Crossing the pit lane

Table with columns: Lap, D, Time, Sector 1, Sector 2, Sector 3, T. Spd, Elapsed. Rows include teams like Duqueine Team, Panis Racing, United Autosports, High Class Racing, Inter Europol Competition, Eurasia Motorsport, Signatech Alpine ELF, Jackie Chan DC Racing, JOTA, SO24-Has by Graff, Cool Racing, Cetilar Racing, Richard Mille Racing Team, AF Corse, and Spirit of Race.





FIA WEC 88^e Edition des 24 Heures du Mans Warm Up

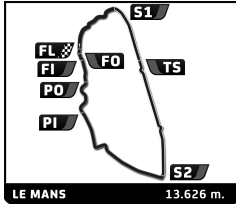


Sector Analysis

Lap under Red Flag Invalidated Lap Personal Best Session Best B Crossing the pit lane

Table with columns: Lap, D, Time, Sector 1, Sector 2, Sector 3, T. Spd, Elapsed. Rows include teams like Team Project 1, AF Corse, Hub Auto Racing, Iron Lynx, Luzich Racing, Red River Sport, WeatherTech Racing, JMW Motorsport, MR Racing, and Dempsey - Proton Racing.





FIA WEC
88^e Edition des 24 Heures du Mans
Warm Up

Sector Analysis



Lap under Red Flag Invalidated Lap Personal Best Session Best B Crossing the pit lane

Lap	D	Time	Sector 1	Sector 2	Sector 3	T. Spd	Elapsed	Lap	D	Time	Sector 1	Sector 2	Sector 3	T. Spd	Elapsed
2	1	4:27.437	43.263	1:41.898	2:02.276	254.5	9:33.340								
3	1	4:21.153	42.706	1:38.091	2:00.356	278.8	13:54.493								
4	1	4:22.063 B	41.995	1:36.475	2:03.593	278.8	18:16.556								
89 Team Project 1 Porsche 911 RSR															
1. Steve BROOKS 3. Andreas LASKARATOS LMGTE Am															
2. Julien FIGUET															
1	1	16:48.334	...	1:41.856	2:03.788	242.6	16:48.334								
90 TF Sport Aston Martin Vantage AMR															
1. Salih YOLUC 3. Jonathan ADAM LMGTE Am															
2. Charles EASTWOOD															
1	3	5:04.748	1:18.786	1:40.091	2:05.871	263.9	5:04.748								
2	3	4:25.065 B	41.704	1:36.690	2:06.671	287.7	9:29.813								
3	2	6:36.607 B	2:52.702	1:39.045	2:04.860	243.6	16:06.420								
91 Porsche GT Team Porsche 911 RSR - 19															
1. Gianmaria BRUNI 3. Frédéric MAKOWIECKI LMGTE Pro															
2. Richard LIETZ															
1	2	5:29.711 B	1:35.379	1:42.759	2:11.573	257.6	5:29.711								
2	2	5:02.801	1:24.007	1:37.653	2:01.141	285.4	10:32.512								
3	2	4:16.453	40.714	1:36.637	1:59.102	283.2	14:48.965								
4	2	4:15.548	40.458	1:36.617	1:58.473	284.7	19:04.513								
92 Porsche GT Team Porsche 911 RSR - 19															
1. Michael CHRISTENSEN 3. Laurens VANTHOOR LMGTE Pro															
2. Kevin ESTRE															
1	2	4:54.597	1:10.752	1:41.315	2:02.530	230.2	4:54.597								
2	2	4:17.477	41.624	1:36.395	1:59.458	286.9	9:12.074								
3	2	4:19.268 B	41.073	1:35.532	2:02.663	286.2	13:31.342								
4	2	4:53.758	1:27.339	1:33.780	1:52.639	292.4	18:25.100								
95 Aston Martin Racing Aston Martin Vantage AMR															
1. Nicki THILM 3. Richard WESTBROOK LMGTE Pro															
2. Marco SØRENSEN															
1	1	5:37.526	1:54.581	1:40.181	2:02.764	272.5	5:37.526								
2	1	4:41.142	41.647	1:36.869	2:22.626	287.7	10:18.668								
3	1	4:29.742 B	41.316	1:39.783	2:08.643	274.6	14:48.410								
97 Aston Martin Racing Aston Martin Vantage AMR															
1. Maxime MARTIN 3. Harry TINCKNELL LMGTE Pro															
2. Alexander LYNN															
1	3	5:14.090 B	1:21.274	1:39.966	2:12.850	238.3	5:14.090								
2	2	5:54.894	2:20.654	1:36.388	1:57.852	283.2	11:08.984								
3	2	4:19.990 B	40.823	1:35.311	2:03.856	287.7	15:28.974								
98 Aston Martin Racing Aston Martin Vantage AMR															
1. Paul DALLA LANA 3. Augusto FARFUS LMGTE Am															
2. Ross GUNN															
1	2	5:07.940	1:22.645	1:39.480	2:05.815	242.0	5:07.940								
2	2	4:26.953	42.388	1:44.636	1:59.929	254.5	9:34.893								
3	2	4:24.511 B	42.751	1:36.869	2:04.891	263.2	13:59.404								
99 Dempsey - Proton Racing Porsche 911 RSR															
1. Vutthikorn INTHRAPHUVA3. Julien ANDLAUER LMGTE Am															
2. Lucas LÉGERET															
1	3	4:48.168 B	50.336	1:46.376	2:11.456	225.4	4:48.168								
2	3	5:35.199 B	1:47.644	1:40.334	2:07.221	247.6	10:23.367								
3	3	4:55.732	1:21.090	1:35.757	1:58.885	273.9	15:19.099								

