

# FIA WEC

## 88<sup>e</sup> Edition des 24 Heures du Mans

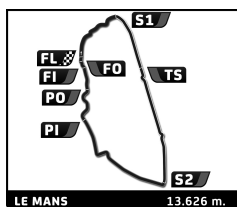
### Race

### Pit Stop Analysis



Nr.	In Time	In Driver	Out Time	Out Driver	Pit Time	T. Pit Time	Nr.	In Time	In Driver	Out Time	Out Driver	Pit Time	T. Pit Time	
<b>1</b>	<b>Rebellion Racing</b> Rebellion R13 - Gibson LMP1							13	23:58:46.917	N. BERTHON	00:00:20.229	N. BERTHON	1:33.312	17:09.098
1	15:00:40.312	B. SENNA	15:01:45.345	B. SENNA	1:05.033	1:05.033	14	00:38:56.166	N. BERTHON	00:40:11.102	N. BERTHON	1:14.936	18:24.034	
2	15:40:11.897	B. SENNA	15:41:22.538	B. SENNA	1:10.641	2:15.674	15	01:19:55.191	N. BERTHON	01:21:23.086	R. DUMAS	1:27.895	19:51.929	
3	16:19:09.693	B. SENNA	16:20:18.449	B. SENNA	1:08.756	3:24.430	16	01:59:21.353	R. DUMAS	02:00:35.104	R. DUMAS	1:13.751	21:05.680	
4	16:57:58.481	B. SENNA	16:59:22.293	G. MENEZES	1:23.812	4:48.242	17	02:40:03.389	R. DUMAS	02:41:26.878	R. DUMAS	1:23.489	22:29.169	
5	17:36:49.826	G. MENEZES	17:37:57.549	G. MENEZES	1:07.723	5:55.965	18	03:20:24.952	R. DUMAS	03:21:34.855	R. DUMAS	1:09.903	23:39.072	
6	18:16:44.184	G. MENEZES	18:17:53.656	G. MENEZES	1:09.472	7:05.437	19	03:57:40.526	R. DUMAS	03:59:07.865	L. DELETRAZ	1:27.339	25:06.411	
7	18:56:15.178	G. MENEZES	18:57:31.774	G. MENEZES	1:16.596	8:22.033	20	04:43:00.168	L. DELETRAZ	04:44:14.305	L. DELETRAZ	1:14.137	26:20.548	
8	19:36:50.940	G. MENEZES	19:38:22.393	N. NATO	1:31.453	9:53.486	21	05:22:34.879	L. DELETRAZ	05:23:44.313	L. DELETRAZ	1:09.434	27:29.982	
9	20:20:05.281	N. NATO	20:23:08.044	N. NATO	3:02.763	12:56.249	22	05:37:54.036	L. DELETRAZ	05:39:02.058	L. DELETRAZ	1:08.022	28:38.004	
10	21:42:27.131	N. NATO	21:43:38.680	N. NATO	1:11.549	14:07.798	23	06:13:37.083	L. DELETRAZ	06:14:47.504	L. DELETRAZ	1:10.421	29:48.425	
11	22:34:17.723	N. NATO	22:35:29.308	N. NATO	1:11.585	15:19.383	24	06:52:43.127	L. DELETRAZ	06:54:45.216	N. BERTHON	2:02.089	31:50.514	
12	23:13:08.192	N. NATO	23:14:33.136	B. SENNA	1:24.944	16:44.327	25	07:32:39.505	N. BERTHON	07:33:48.928	N. BERTHON	1:09.423	32:59.937	
13	23:52:37.227	B. SENNA	23:53:54.131	B. SENNA	1:16.904	18:01.231	26	08:12:09.415	N. BERTHON	08:13:19.187	N. BERTHON	1:09.772	34:09.709	
14	00:28:15.884	B. SENNA	00:29:24.569	B. SENNA	1:08.685	19:09.916	27	08:51:18.660	N. BERTHON	08:52:32.520	N. BERTHON	1:13.860	35:23.569	
15	01:09:11.978	B. SENNA	01:10:19.707	B. SENNA	1:07.729	20:17.645	28	09:28:38.806	N. BERTHON	09:30:02.779	R. DUMAS	1:23.973	36:47.542	
16	01:48:33.729	B. SENNA	01:49:54.995	G. MENEZES	1:21.266	21:38.911	29	10:07:34.987	R. DUMAS	10:08:46.010	R. DUMAS	1:11.023	37:58.565	
17	02:28:44.638	G. MENEZES	02:29:55.347	G. MENEZES	1:10.709	22:49.620	30	10:46:19.710	R. DUMAS	10:47:28.328	R. DUMAS	1:08.618	39:07.183	
18	03:08:34.368	G. MENEZES	03:09:43.867	G. MENEZES	1:09.499	23:59.119	31	11:25:09.554	R. DUMAS	11:26:17.610	R. DUMAS	1:08.056	40:15.239	
19	03:47:21.610	G. MENEZES	03:48:35.685	G. MENEZES	1:14.075	25:13.194	32	12:04:07.630	R. DUMAS	12:05:51.452	L. DELETRAZ	1:43.822	41:59.061	
20	04:30:50.742	G. MENEZES	04:32:10.129	N. NATO	1:19.387	26:32.581	33	12:43:32.097	L. DELETRAZ	12:45:05.880	L. DELETRAZ	1:33.783	43:32.844	
21	05:10:36.073	N. NATO	05:11:44.296	N. NATO	1:08.223	27:40.804	34	13:23:03.213	L. DELETRAZ	13:28:55.374	L. DELETRAZ	5:52.161	49:25.005	
22	05:49:30.583	N. NATO	05:50:48.165	N. NATO	1:17.582	28:58.386	35	14:12:12.880	L. DELETRAZ	14:13:06.484	L. DELETRAZ	53.604	50:18.609	
23	06:28:43.099	N. NATO	06:29:56.485	N. NATO	1:13.386	30:11.772								
24	07:07:46.282	N. NATO	07:09:27.176	B. SENNA	1:40.894	31:52.666	<b>4</b>	<b>Bykolles Racing Team</b> ENSO CLM P1/01 - Gibson LMP1						
25	07:47:26.372	B. SENNA	07:49:04.981	B. SENNA	1:38.609	33:31.275	1	15:01:56.331	T. DILLMANN	15:03:08.629	T. DILLMANN	1:12.298	1:12.298	
26	08:27:26.010	B. SENNA	08:28:44.828	B. SENNA	1:18.818	34:50.093	2	15:38:57.318	T. DILLMANN	15:40:24.178	T. DILLMANN	1:26.860	2:39.158	
27	08:32:08.218	B. SENNA	08:33:41.913	B. SENNA	1:33.695	36:23.788	3	16:15:31.926	T. DILLMANN	16:16:46.418	T. DILLMANN	1:14.492	3:53.650	
28	08:47:22.381	B. SENNA	08:53:13.584	G. MENEZES	5:51.203	42:14.991	4	16:52:05.473	T. DILLMANN	16:53:41.226	O. WEBB	1:35.753	5:29.403	
29	09:32:47.826	G. MENEZES	09:33:58.293	G. MENEZES	1:10.467	43:25.458	5	17:18:39.010	O. WEBB	17:37:13.284	O. WEBB	18:34.274	24:03.677	
30	10:11:21.280	G. MENEZES	10:12:30.112	G. MENEZES	1:08.832	44:34.290	6	18:13:46.238	O. WEBB	18:14:54.832	O. WEBB	1:08.594	25:12.271	
31	10:49:53.015	G. MENEZES	10:51:01.066	G. MENEZES	1:08.051	45:42.341	7	18:50:47.427	O. WEBB	18:51:56.998	O. WEBB	1:09.571	26:21.842	
32	11:28:36.948	G. MENEZES	11:29:45.546	G. MENEZES	1:08.598	46:50.939	8	19:29:46.407	O. WEBB	19:31:20.343	B. SPENGLER	1:33.936	27:55.778	
33	12:07:31.093	G. MENEZES	12:08:57.279	N. NATO	1:26.186	48:17.125	9	20:08:08.567	B. SPENGLER	20:09:23.161	B. SPENGLER	1:14.594	29:10.372	
34	12:46:33.737	N. NATO	12:47:50.958	N. NATO	1:17.221	49:34.346								
35	13:25:30.124	N. NATO	13:27:15.478	N. NATO	1:45.354	51:19.700	<b>7</b>	<b>Toyota Gazoo Racing</b> Toyota TS050 - Hybrid LMP1 H						
36	14:07:24.008	N. NATO	14:08:23.321	N. NATO	59.313	52:19.013	1	15:03:57.086	M. CONWAY	15:04:54.735	M. CONWAY	57.649	57.649	
							2	15:42:47.340	M. CONWAY	15:43:55.166	M. CONWAY	1:07.826	2:05.475	
							3	16:21:17.401	M. CONWAY	16:22:21.528	M. CONWAY	1:04.127	3:09.602	
							4	16:59:41.565	M. CONWAY	17:01:00.329	K. KOBAYASHI	1:18.764	4:28.366	
							5	17:38:08.088	K. KOBAYASHI	17:39:13.089	K. KOBAYASHI	1:05.001	5:33.367	
							6	18:17:19.492	K. KOBAYASHI	18:18:25.087	K. KOBAYASHI	1:05.595	6:38.962	
							7	18:56:22.369	K. KOBAYASHI	18:57:27.507	K. KOBAYASHI	1:05.138	7:44.100	
							8	19:36:33.015	K. KOBAYASHI	19:37:49.895	J. LOPEZ	1:16.880	9:00.980	
							9	20:16:55.793	J. LOPEZ	20:20:44.984	J. LOPEZ	3:49.191	12:50.171	
							10	21:44:30.593	J. LOPEZ	21:45:29.134	J. LOPEZ	58.541	13:48.712	
							11	22:38:30.013	J. LOPEZ	22:39:49.414	M. CONWAY	1:19.401	15:08.113	
							12	23:17:17.723	M. CONWAY	23:18:22.874	M. CONWAY	1:05.151	16:13.264	
							13	23:55:54.300	M. CONWAY	23:57:00.370	M. CONWAY	1:06.070	17:19.334	
							14	00:27:36.929	M. CONWAY	00:28:50.142	M. CONWAY	1:13.213	18:32.547	
							15	01:07:30.851	M. CONWAY	01:08:36.019	K. KOBAYASHI	1:05.168	19:37.715	
							16	01:45:52.367	K. KOBAYASHI	01:46:57.751	K. KOBAYASHI	1:05.384	20:43.099	





# FIA WEC

## 88<sup>e</sup> Edition des 24 Heures du Mans

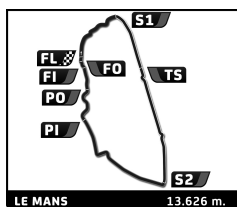
### Race

## Pit Stop Analysis



Nr.	In Time	In Driver	Out Time	Out Driver	Pit Time	T. Pit Time	Nr.	In Time	In Driver	Out Time	Out Driver	Pit Time	T. Pit Time
17	02:25:29.852	K. KOBAYASHI	02:26:35.237	K. KOBAYASHI	1:05.385	21:48.484	32	11:31:47.796	B. HARTLEY	11:33:06.388	B. HARTLEY	1:18.592	47:38.738
18	02:40:25.889	K. KOBAYASHI	03:10:13.385	K. KOBAYASHI	29:47.496	51:35.980	33	12:10:23.265	B. HARTLEY	12:11:35.429	K. NAKAJIMA	1:12.164	48:50.902
19	03:47:24.322	K. KOBAYASHI	03:48:29.013	J. LOPEZ	1:04.691	52:40.671	34	12:49:07.063	K. NAKAJIMA	12:50:33.120	K. NAKAJIMA	1:26.057	50:16.959
20	04:28:52.684	J. LOPEZ	04:29:57.694	J. LOPEZ	1:05.010	53:45.681	35	13:28:00.590	K. NAKAJIMA	13:29:36.834	K. NAKAJIMA	1:36.244	51:53.203
21	05:11:37.804	J. LOPEZ	05:12:42.197	J. LOPEZ	1:04.393	54:50.074	36	14:13:24.460	K. NAKAJIMA	14:14:15.228	K. NAKAJIMA	50.768	52:43.971
22	05:50:18.915	J. LOPEZ	05:51:38.017	J. LOPEZ	1:19.102	56:09.176	<b>11 Eurointernational</b>						
23	06:28:48.292	J. LOPEZ	06:29:54.165	M. CONWAY	1:05.873	57:15.049	Ligier JSP217 - Gibson LMP2						
24	07:07:20.852	M. CONWAY	07:08:32.234	M. CONWAY	1:11.382	58:26.431	1	15:02:55.049	A. TAMBAY	15:04:23.050	A. TAMBAY	1:28.001	1:28.001
25	07:46:14.160	M. CONWAY	07:48:16.043	M. CONWAY	2:01.883	1:00:28.314	2	15:37:46.020	A. TAMBAY	15:39:47.487	E. MARIS	2:01.467	3:29.468
26	08:26:41.222	M. CONWAY	08:28:01.370	M. CONWAY	1:20.148	1:01:48.462	<b>16 G-Drive Racing by Algarve</b>						
27	09:06:01.829	M. CONWAY	09:07:13.279	K. KOBAYASHI	1:11.450	1:02:59.912	Aurus 01 - Gibson LMP2						
28	09:46:03.473	K. KOBAYASHI	09:47:09.789	K. KOBAYASHI	1:06.316	1:04:06.228	1	14:58:51.777	O. JARVIS	15:00:10.018	O. JARVIS	1:18.241	1:18.241
29	10:24:51.149	K. KOBAYASHI	10:26:09.839	K. KOBAYASHI	1:18.690	1:05:24.918	2	15:25:33.421	O. JARVIS	15:26:43.964	O. JARVIS	1:10.543	2:28.784
30	11:03:34.285	K. KOBAYASHI	11:04:40.333	K. KOBAYASHI	1:06.048	1:06:30.966	3	15:48:08.401	O. JARVIS	15:49:18.641	O. JARVIS	1:10.240	3:39.024
31	11:42:12.742	K. KOBAYASHI	11:43:18.259	J. LOPEZ	1:05.517	1:07:36.483	4	16:11:00.110	O. JARVIS	16:12:19.849	N. TANDY	1:19.739	4:58.763
32	12:20:51.461	J. LOPEZ	12:22:09.794	J. LOPEZ	1:18.333	1:08:54.816	5	16:37:12.353	N. TANDY	16:38:22.877	N. TANDY	1:10.524	6:09.287
33	12:59:22.775	J. LOPEZ	13:00:27.922	J. LOPEZ	1:05.147	1:09:59.963	6	17:03:19.223	N. TANDY	17:05:37.350	N. TANDY	2:18.127	8:27.414
34	13:34:28.399	J. LOPEZ	13:35:34.587	J. LOPEZ	1:06.188	1:11:06.151	7	17:30:27.062	N. TANDY	17:31:37.253	N. TANDY	1:10.191	9:37.605
35	14:12:04.262	J. LOPEZ	14:12:46.308	J. LOPEZ	42.046	1:11:48.197	8	17:53:09.950	N. TANDY	17:54:37.637	R. CULLEN	1:27.687	11:05.292
<b>8 Toyota Gazoo Racing</b>													
Toyota TS050 - Hybrid LMP1 H													
1	15:00:41.741	S. BUEMI	15:01:43.161	S. BUEMI	1:01.420	1:01.420	9	18:20:13.531	R. CULLEN	18:21:19.216	R. CULLEN	1:05.685	12:10.977
2	15:19:16.156	S. BUEMI	15:20:14.179	S. BUEMI	58.023	1:59.443	10	18:36:20.040	R. CULLEN	18:38:06.278	R. CULLEN	1:46.238	13:57.215
3	15:57:25.135	S. BUEMI	15:58:30.474	S. BUEMI	1:05.339	3:04.782	11	19:04:06.764	R. CULLEN	19:05:22.012	R. CULLEN	1:15.248	15:12.463
4	16:35:46.581	S. BUEMI	16:36:51.546	S. BUEMI	1:04.965	4:09.747	12	19:31:51.831	R. CULLEN	19:33:05.548	R. CULLEN	1:13.717	16:26.180
5	17:14:11.091	S. BUEMI	17:15:49.007	B. HARTLEY	1:37.916	5:47.663	13	19:59:45.528	R. CULLEN	20:01:32.212	O. JARVIS	1:46.684	18:12.864
6	17:53:04.665	B. HARTLEY	17:54:09.224	B. HARTLEY	1:04.559	6:52.222	14	20:48:54.377	O. JARVIS	20:50:18.873	O. JARVIS	1:24.496	19:37.360
7	18:31:37.163	B. HARTLEY	18:32:43.674	B. HARTLEY	1:06.511	7:58.733	15	21:29:19.350	O. JARVIS	21:44:12.405	O. JARVIS	14:53.055	34:30.415
8	19:11:02.427	B. HARTLEY	19:12:07.568	B. HARTLEY	1:05.141	9:03.874	16	22:01:21.804	O. JARVIS	22:07:18.982	O. JARVIS	5:57.178	40:27.593
9	19:52:07.209	B. HARTLEY	19:54:06.645	K. NAKAJIMA	1:59.436	11:03.310	<b>17 IDEC Sport</b>						
10	20:53:38.137	K. NAKAJIMA	20:54:43.514	K. NAKAJIMA	1:05.377	12:08.687	Oreca 07 - Gibson LMP2						
11	21:15:02.705	K. NAKAJIMA	21:25:35.140	K. NAKAJIMA	10:32.435	22:41.122	1	14:30:00.000	P. PILET	14:34:55.374	P. PILET	4:55.374	4:55.374
12	22:26:08.429	K. NAKAJIMA	22:27:06.129	K. NAKAJIMA	57.700	23:38.822	2	15:10:48.501	P. PILET	15:12:03.597	P. PILET	1:15.096	6:10.470
13	23:04:31.241	K. NAKAJIMA	23:05:50.752	S. BUEMI	1:19.511	24:58.333	3	15:27:13.193	P. PILET	15:28:21.976	P. PILET	1:08.783	7:19.253
14	23:43:04.028	S. BUEMI	23:44:09.301	S. BUEMI	1:05.273	26:03.606	4	16:03:58.026	P. PILET	16:05:13.749	P. PILET	1:15.723	8:34.976
15	00:21:26.523	S. BUEMI	00:22:31.913	S. BUEMI	1:05.390	27:08.996	5	16:40:52.708	P. PILET	16:42:09.436	P. PILET	1:16.728	9:51.704
16	01:00:15.818	S. BUEMI	01:01:21.344	S. BUEMI	1:05.526	28:14.522	6	17:18:03.024	P. PILET	17:19:35.401	J. KENNARD	1:32.377	11:24.081
17	01:40:28.199	S. BUEMI	01:41:48.704	B. HARTLEY	1:20.505	29:35.027	7	17:52:33.456	J. KENNARD	17:53:46.142	J. KENNARD	1:12.686	12:36.767
18	02:19:47.990	B. HARTLEY	02:20:54.153	B. HARTLEY	1:06.163	30:41.190	8	18:30:13.382	J. KENNARD	18:31:28.855	J. KENNARD	1:15.473	13:52.240
19	02:59:02.254	B. HARTLEY	03:00:08.129	B. HARTLEY	1:05.875	31:47.065	9	19:08:39.540	J. KENNARD	19:10:13.368	K. TILLEY	1:33.828	15:26.068
20	03:37:47.574	B. HARTLEY	03:39:12.099	B. HARTLEY	1:24.525	33:11.590	10	19:50:16.572	K. TILLEY	19:51:29.107	K. TILLEY	1:12.535	16:38.603
21	04:20:21.767	B. HARTLEY	04:21:42.004	K. NAKAJIMA	1:20.237	34:31.827	11	20:45:46.309	K. TILLEY	20:47:28.025	P. PILET	1:41.716	18:20.319
22	05:04:22.847	K. NAKAJIMA	05:05:27.527	K. NAKAJIMA	1:04.680	35:36.507	12	21:50:07.765	P. PILET	21:51:24.355	P. PILET	1:16.590	19:36.909
23	05:42:56.923	K. NAKAJIMA	05:44:16.489	K. NAKAJIMA	1:19.566	36:56.073	13	22:37:12.357	P. PILET	22:38:37.377	P. PILET	1:25.020	21:01.929
24	06:21:34.035	K. NAKAJIMA	06:22:40.109	K. NAKAJIMA	1:06.074	38:02.147	14	23:14:23.705	P. PILET	23:15:59.545	J. KENNARD	1:35.840	22:37.769
25	07:00:00.244	K. NAKAJIMA	07:01:13.926	S. BUEMI	1:13.682	39:15.829	15	23:52:32.000	J. KENNARD	23:53:47.566	J. KENNARD	1:15.566	23:53.335
26	07:38:26.845	S. BUEMI	07:39:44.421	S. BUEMI	1:17.576	40:33.405	16	00:30:21.847	J. KENNARD	00:31:37.757	J. KENNARD	1:15.910	25:09.245
27	08:17:16.847	S. BUEMI	08:18:27.654	S. BUEMI	1:10.807	41:44.212	17	01:05:01.284	J. KENNARD	01:06:31.224	K. TILLEY	1:29.940	26:39.185
28	08:56:20.027	S. BUEMI	08:57:26.105	S. BUEMI	1:06.078	42:50.290	18	01:43:40.028	K. TILLEY	01:44:54.751	K. TILLEY	1:14.723	27:53.908
29	09:36:04.535	S. BUEMI	09:37:23.269	B. HARTLEY	1:18.734	44:09.024	19	02:23:40.201	K. TILLEY	02:25:11.575	P. PILET	1:31.374	29:25.282
30	10:14:38.767	B. HARTLEY	10:15:44.288	B. HARTLEY	1:05.521	45:14.545	20	03:01:32.422	P. PILET	03:02:59.289	P. PILET	1:26.867	30:52.149
31	10:53:14.817	B. HARTLEY	10:54:20.418	B. HARTLEY	1:05.601	46:20.146	21	03:38:30.280	P. PILET	03:39:45.686	P. PILET	1:15.406	32:07.555
							22	03:59:07.865	P. PILET	04:00:31.072	J. KENNARD	1:23.207	33:30.762





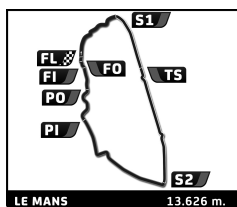
# FIA WEC 88<sup>e</sup> Edition des 24 Heures du Mans Race

## Pit Stop Analysis



Nr.	In Time	In Driver	Out Time	Out Driver	Pit Time	T. Pit Time	Nr.	In Time	In Driver	Out Time	Out Driver	Pit Time	T. Pit Time
23	04:32:36.623	J. KENNARD	04:33:50.444	J. KENNARD	1:13.821	34:44.583	12	22:35:41.746	F. ALBUQUERQUE	22:36:55.680	F. ALBUQUERQUE	1:13.934	17:42.928
24	05:13:14.770	J. KENNARD	05:14:29.415	J. KENNARD	1:14.645	35:59.228	13	23:12:27.233	F. ALBUQUERQUE	23:13:51.324	P. HANSON	1:24.091	19:07.019
25	05:50:54.758	J. KENNARD	05:52:29.507	J. KENNARD	1:34.749	37:33.977	14	23:49:56.295	P. HANSON	23:51:30.701	P. HANSON	1:34.406	20:41.425
26	06:29:00.739	J. KENNARD	06:30:42.304	K. TILLEY	1:41.565	39:15.542	15	00:26:55.930	P. HANSON	00:28:21.536	P. HANSON	1:25.606	22:07.031
27	07:03:46.574	K. TILLEY	07:04:57.969	K. TILLEY	1:11.395	40:26.937	16	01:04:30.369	P. HANSON	01:05:47.009	P. HANSON	1:16.640	23:23.671
28	07:41:49.640	K. TILLEY	07:43:19.848	K. TILLEY	1:30.208	41:57.145	17	01:41:52.804	P. HANSON	01:43:25.664	P. DI RESTA	1:32.860	24:56.531
29	07:54:22.236	K. TILLEY	07:55:12.728	K. TILLEY	50.492	42:47.637	18	02:19:43.254	P. DI RESTA	02:20:58.759	P. DI RESTA	1:15.505	26:12.036
30	08:31:56.404	K. TILLEY	08:33:51.920	P. PILET	1:55.516	44:43.153	19	02:56:53.709	P. DI RESTA	02:58:26.508	P. DI RESTA	1:32.799	27:44.835
31	09:09:50.689	P. PILET	09:11:20.321	P. PILET	1:29.632	46:12.785	20	03:34:24.924	P. DI RESTA	03:36:04.405	F. ALBUQUERQUE	1:39.481	29:24.316
32	09:47:34.510	P. PILET	09:48:49.750	P. PILET	1:15.240	47:28.025	21	03:58:40.226	F. ALBUQUERQUE	03:59:44.060	F. ALBUQUERQUE	1:03.834	30:28.150
33	10:24:14.647	P. PILET	10:25:49.312	J. KENNARD	1:34.665	49:02.690	22	04:35:24.664	F. ALBUQUERQUE	04:36:35.146	F. ALBUQUERQUE	1:10.482	31:38.632
34	11:01:47.226	J. KENNARD	11:03:04.290	J. KENNARD	1:17.064	50:19.754	23	05:14:34.504	F. ALBUQUERQUE	05:15:52.181	F. ALBUQUERQUE	1:17.677	32:56.309
35	11:39:24.899	J. KENNARD	11:40:57.699	K. TILLEY	1:32.800	51:52.554	24	05:51:41.309	F. ALBUQUERQUE	05:53:13.422	P. HANSON	1:32.113	34:28.422
36	12:17:04.644	K. TILLEY	12:18:51.212	K. TILLEY	1:46.568	53:39.122	25	06:28:40.676	P. HANSON	06:29:58.717	P. HANSON	1:18.041	35:46.463
37	12:55:04.673	K. TILLEY	12:56:39.987	J. KENNARD	1:35.314	55:14.436	26	07:05:21.464	P. HANSON	07:06:38.188	P. HANSON	1:16.724	37:03.187
38	13:33:07.211	J. KENNARD	13:34:23.530	K. TILLEY	1:16.319	56:30.755	27	07:42:18.960	P. HANSON	07:43:51.953	P. DI RESTA	1:32.993	38:36.180
39	14:07:32.576	K. TILLEY	14:08:19.479	K. TILLEY	46.903	57:17.658	28	08:19:38.143	P. DI RESTA	08:20:54.118	P. DI RESTA	1:15.975	39:52.155
<b>21 DragonSpeed USA</b> Oreca 07 - Gibson LMP2							29	08:57:23.170	P. DI RESTA	08:58:46.755	P. DI RESTA	1:23.585	41:15.740
1	14:59:01.368	J. MONTOYA	15:00:43.948	J. MONTOYA	1:42.580	1:42.580	30	09:09:24.161	P. DI RESTA	09:10:21.403	P. DI RESTA	57.242	42:12.982
2	15:33:26.331	J. MONTOYA	15:34:48.214	J. MONTOYA	1:21.883	3:04.463	31	09:46:35.964	P. DI RESTA	09:48:09.126	F. ALBUQUERQUE	1:33.162	43:46.144
3	16:06:56.570	J. MONTOYA	16:08:53.914	M. ROJAS	1:57.344	5:01.807	32	10:23:31.494	F. ALBUQUERQUE	10:24:48.750	F. ALBUQUERQUE	1:17.256	45:03.400
4	16:45:02.840	M. ROJAS	16:46:19.994	M. ROJAS	1:17.154	6:18.961	33	11:00:17.973	F. ALBUQUERQUE	11:01:32.730	F. ALBUQUERQUE	1:14.757	46:18.157
5	17:22:51.879	M. ROJAS	17:24:29.935	T. BURET	1:38.056	7:57.017	34	11:36:54.444	F. ALBUQUERQUE	11:38:26.960	P. DI RESTA	1:32.516	47:50.673
6	17:57:29.295	T. BURET	17:58:43.073	T. BURET	1:13.778	9:10.795	35	12:13:37.872	P. DI RESTA	12:14:54.983	P. DI RESTA	1:17.111	49:07.784
7	18:34:35.170	T. BURET	18:35:51.156	T. BURET	1:15.986	10:26.781	36	12:50:22.469	P. DI RESTA	12:51:44.158	P. DI RESTA	1:21.689	50:29.473
8	19:12:59.959	T. BURET	19:14:36.815	J. MONTOYA	1:36.856	12:03.637	37	13:23:48.899	P. DI RESTA	13:25:18.918	P. HANSON	1:30.019	51:59.492
9	19:52:57.245	J. MONTOYA	19:54:16.292	J. MONTOYA	1:19.047	13:22.684	38	14:20:49.123	P. HANSON	14:21:40.629	P. HANSON	51.506	52:50.998
10	20:48:01.528	J. MONTOYA	20:49:13.264	J. MONTOYA	1:11.736	14:34.420	<b>24 Nielsen Racing</b> Oreca 07 - Gibson LMP2						
11	21:04:07.308	J. MONTOYA	21:07:57.741	M. ROJAS	3:50.433	18:24.853	1	14:59:22.132	A. KAPADIA	15:00:38.322	A. KAPADIA	1:16.190	1:16.190
12	22:17:26.872	M. ROJAS	22:20:59.592	M. ROJAS	3:32.720	21:57.573	2	15:37:24.523	A. KAPADIA	15:38:42.180	A. KAPADIA	1:17.657	2:33.847
13	22:57:36.198	M. ROJAS	22:59:15.062	T. BURET	1:38.864	23:36.437	3	16:14:51.630	A. KAPADIA	16:16:37.131	A. WELLS	1:45.501	4:19.348
14	23:31:48.714	T. BURET	23:33:25.809	T. BURET	1:37.095	25:13.532	4	16:54:27.755	A. WELLS	16:55:45.828	A. WELLS	1:18.073	5:37.421
15	00:05:57.192	T. BURET	00:08:02.432	T. BURET	2:05.240	27:18.772	5	17:33:16.107	A. WELLS	17:34:36.919	A. WELLS	1:20.812	6:58.233
16	00:40:46.578	T. BURET	00:42:48.705	J. MONTOYA	2:02.127	29:20.899	6	17:53:32.075	A. WELLS	18:12:17.848	G. GRIST	18:45.773	25:44.006
17	01:16:47.807	J. MONTOYA	01:18:07.752	J. MONTOYA	1:19.945	30:40.844	7	18:48:53.439	G. GRIST	18:50:11.101	G. GRIST	1:17.662	27:01.668
18	01:46:43.242	J. MONTOYA	01:48:20.656	J. MONTOYA	1:37.414	32:18.258	8	19:27:33.089	G. GRIST	19:28:50.750	G. GRIST	1:17.661	28:19.329
19	02:20:58.339	J. MONTOYA	02:22:15.746	J. MONTOYA	1:17.407	33:35.665	9	20:06:21.818	G. GRIST	20:07:59.378	A. KAPADIA	1:37.560	29:56.889
20	02:54:36.789	J. MONTOYA	02:57:26.033	J. MONTOYA	2:49.244	36:24.909	10	21:11:42.618	A. KAPADIA	21:15:43.613	A. WELLS	4:00.995	33:57.884
<b>22 United Autosports</b> Oreca 07 - Gibson LMP2							11	22:17:50.078	A. WELLS	22:20:59.034	A. WELLS	3:08.956	37:06.840
1	15:02:02.930	F. ALBUQUERQUE	15:03:18.663	F. ALBUQUERQUE	1:15.733	1:15.733	12	22:44:11.179	A. WELLS	22:44:43.850	A. WELLS	32.671	37:39.511
2	15:39:22.474	F. ALBUQUERQUE	15:40:37.706	F. ALBUQUERQUE	1:15.232	2:30.965	13	23:00:04.812	A. WELLS	23:01:55.062	G. GRIST	1:50.250	39:29.761
3	16:16:22.259	F. ALBUQUERQUE	16:17:56.739	P. HANSON	1:34.480	4:05.445	14	23:38:05.604	G. GRIST	23:39:24.144	G. GRIST	1:18.540	40:48.301
4	16:53:34.792	P. HANSON	16:54:51.100	P. HANSON	1:16.308	5:21.753	15	00:15:33.899	G. GRIST	00:16:52.398	G. GRIST	1:18.499	42:06.800
5	17:30:40.567	P. HANSON	17:31:55.559	P. HANSON	1:14.992	6:36.745	16	00:53:40.015	G. GRIST	01:05:26.494	A. KAPADIA	11:46.479	53:53.279
6	17:53:33.145	P. HANSON	17:54:47.821	P. HANSON	1:14.676	7:51.421	17	01:42:23.277	A. KAPADIA	01:43:39.838	A. KAPADIA	1:16.561	55:09.840
7	18:30:42.192	P. HANSON	18:32:27.736	P. DI RESTA	1:45.544	9:36.965	18	02:20:32.266	A. KAPADIA	02:21:49.725	A. KAPADIA	1:17.459	56:27.299
8	19:09:01.520	P. DI RESTA	19:10:22.302	P. DI RESTA	1:20.782	10:57.747	19	02:58:49.182	A. KAPADIA	03:00:29.525	A. KAPADIA	1:40.343	58:07.642
9	19:44:22.987	P. DI RESTA	19:45:35.527	P. DI RESTA	1:12.540	12:10.287	20	03:36:58.806	A. KAPADIA	03:38:50.630	A. WELLS	1:51.824	59:59.466
10	20:22:33.694	P. DI RESTA	20:25:18.116	F. ALBUQUERQUE	2:44.422	14:54.709	21	04:20:21.016	A. WELLS	04:21:38.267	A. WELLS	1:17.251	1:01:16.717
11	21:43:22.157	F. ALBUQUERQUE	21:44:56.442	F. ALBUQUERQUE	1:34.285	16:28.994	22	04:32:35.740	A. WELLS	04:34:00.266	A. WELLS	1:24.526	1:02:41.243
							23	05:15:07.755	A. WELLS	05:16:44.677	G. GRIST	1:36.922	1:04:18.165





# FIA WEC 88<sup>e</sup> Edition des 24 Heures du Mans Race

## Pit Stop Analysis



Nr.	In Time	In Driver	Out Time	Out Driver	Pit Time	T. Pit Time	Nr.	In Time	In Driver	Out Time	Out Driver	Pit Time	T. Pit Time
24	05:52:41.431	G. GRIST	05:54:00.141	G. GRIST	1:18.710	1:05:36.875	37	13:11:53.698	M. MCMURRY	13:13:08.523	M. MCMURRY	1:14.825	51:13.197
25	06:30:08.540	G. GRIST	06:31:26.597	G. GRIST	1:18.057	1:06:54.932	38	13:39:25.843	M. MCMURRY	13:40:29.515	M. MCMURRY	1:03.672	52:16.869
26	07:07:26.478	G. GRIST	07:09:12.263	A. KAPADIA	1:45.785	1:08:40.717	39	14:19:37.306	M. MCMURRY	14:20:24.736	M. MCMURRY	47.430	53:04.299

Nr.	In Time	In Driver	Out Time	Out Driver	Pit Time	T. Pit Time
27	07:16:42.438	A. KAPADIA	07:18:20.460	A. KAPADIA	1:38.022	1:10:18.739
28	07:47:16.717	A. KAPADIA	07:48:52.708	A. KAPADIA	1:35.991	1:11:54.730
29	08:18:34.335	A. KAPADIA	09:04:42.900	A. KAPADIA	46:08.565	1:58:03.295
30	09:41:53.738	A. KAPADIA	09:43:31.115	G. GRIST	1:37.377	1:59:40.672
31	10:19:17.447	G. GRIST	10:20:36.186	G. GRIST	1:18.739	2:00:59.411
32	10:56:16.192	G. GRIST	10:57:42.766	G. GRIST	1:26.574	2:02:25.985
33	11:33:20.349	G. GRIST	11:35:20.237	A. WELLS	1:59.888	2:04:25.873
34	12:12:53.211	A. WELLS	12:14:35.028	A. KAPADIA	1:41.817	2:06:07.690
35	12:50:35.978	A. KAPADIA	12:51:55.897	A. KAPADIA	1:19.919	2:07:27.609
36	13:27:59.846	A. KAPADIA	13:32:45.423	A. WELLS	4:45.577	2:12:13.186
37	14:11:24.830	A. WELLS	14:12:28.783	A. WELLS	1:03.953	2:13:17.139

### 26 G-Drive Racing Aurus 01 - Gibson LMP2

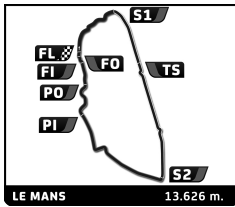
1	15:02:16.264	J. VERGNE	15:03:30.349	J. VERGNE	1:14.085	1:14.085
2	15:39:31.456	J. VERGNE	15:40:56.204	J. VERGNE	1:24.748	2:38.833
3	16:16:37.136	J. VERGNE	16:18:08.459	R. RUSINOV	1:31.323	4:10.156
4	16:53:48.534	R. RUSINOV	16:54:59.918	R. RUSINOV	1:11.384	5:21.540
5	17:30:43.341	R. RUSINOV	17:31:54.953	R. RUSINOV	1:11.612	6:33.152
6	18:08:27.751	R. RUSINOV	18:09:52.568	M. JENSEN	1:24.817	7:57.969
7	18:46:02.985	M. JENSEN	18:47:21.942	M. JENSEN	1:18.957	9:16.926
8	19:24:33.618	M. JENSEN	19:25:45.505	M. JENSEN	1:11.887	10:28.813
9	20:02:37.345	M. JENSEN	20:04:03.729	J. VERGNE	1:26.384	11:55.197
10	20:57:48.293	J. VERGNE	20:58:58.915	J. VERGNE	1:10.622	13:05.819
11	21:57:05.415	J. VERGNE	21:57:37.881	J. VERGNE	32.466	13:38.285
12	22:07:14.674	J. VERGNE	22:08:24.852	J. VERGNE	1:10.178	14:48.463
13	22:49:46.807	J. VERGNE	22:51:12.456	R. RUSINOV	1:25.649	16:14.112
14	23:27:01.415	R. RUSINOV	23:28:13.250	R. RUSINOV	1:11.835	17:25.947
15	23:42:53.546	R. RUSINOV	23:46:14.663	R. RUSINOV	3:21.117	20:47.064
16	00:21:57.506	R. RUSINOV	00:23:09.703	R. RUSINOV	1:12.197	21:59.261
17	00:59:19.276	R. RUSINOV	01:00:31.472	R. RUSINOV	1:12.196	23:11.457
18	01:37:33.632	R. RUSINOV	01:39:12.202	M. JENSEN	1:38.570	24:50.027
19	02:15:47.618	M. JENSEN	02:16:59.660	M. JENSEN	1:12.042	26:02.069
20	02:52:10.864	M. JENSEN	02:53:34.608	M. JENSEN	1:23.744	27:25.813
21	03:29:53.229	M. JENSEN	03:31:21.645	J. VERGNE	1:28.416	28:54.229
22	03:57:06.471	J. VERGNE	03:58:09.462	J. VERGNE	1:02.991	29:57.220
23	04:28:16.292	J. VERGNE	04:29:22.421	J. VERGNE	1:06.129	31:03.349
24	05:09:10.642	J. VERGNE	05:10:40.039	R. RUSINOV	1:29.397	32:32.746
25	05:46:16.990	R. RUSINOV	05:47:30.032	R. RUSINOV	1:13.042	33:45.788
26	06:23:07.483	R. RUSINOV	06:24:20.569	R. RUSINOV	1:13.086	34:58.874
27	07:00:05.113	R. RUSINOV	07:01:33.649	M. JENSEN	1:28.536	36:27.410
28	07:37:00.269	M. JENSEN	07:38:13.201	M. JENSEN	1:12.932	37:40.342
29	08:13:59.174	M. JENSEN	08:15:12.257	M. JENSEN	1:13.083	38:53.425
30	08:50:31.827	M. JENSEN	08:52:02.881	M. JENSEN	1:31.054	40:24.479
31	09:10:15.168	M. JENSEN	09:11:19.401	J. VERGNE	1:04.233	41:28.712
32	09:47:21.919	J. VERGNE	09:48:45.652	J. VERGNE	1:23.733	42:52.445
33	10:23:50.358	J. VERGNE	10:25:18.501	J. VERGNE	1:28.143	44:20.588
34	11:00:31.662	J. VERGNE	11:01:45.458	M. JENSEN	1:13.796	45:34.384
35	11:36:55.125	M. JENSEN	11:38:07.624	M. JENSEN	1:12.499	46:46.883
36	12:13:28.820	M. JENSEN	12:14:54.608	M. JENSEN	1:25.788	48:12.671
37	12:50:13.012	M. JENSEN	12:51:25.871	J. VERGNE	1:12.859	49:25.530
38	13:26:39.792	J. VERGNE	13:28:07.421	J. VERGNE	1:27.629	50:53.159
39	13:47:37.564	J. VERGNE	14:04:34.568	J. VERGNE	16:57.004	1:07:50.163

### 27 DragonSpeed USA Oreca 07 - Gibson LMP2

1	14:55:18.578	R. VAN DER ZANDE	14:56:52.284	H. HEDMAN	1:33.706	1:33.706
2	15:34:19.595	H. HEDMAN	15:35:33.989	H. HEDMAN	1:14.394	2:48.100
3	16:12:20.130	H. HEDMAN	16:13:34.074	H. HEDMAN	1:13.944	4:02.044
4	16:43:05.397	H. HEDMAN	16:44:39.802	B. HANLEY	1:34.405	5:36.449
5	17:20:14.678	B. HANLEY	17:21:26.156	B. HANLEY	1:11.478	6:47.927
6	17:53:38.690	B. HANLEY	17:55:05.540	B. HANLEY	1:26.850	8:14.777







# FIA WEC

## 88<sup>e</sup> Edition des 24 Heures du Mans

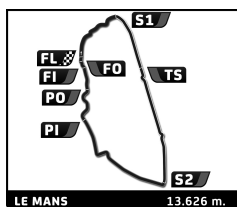
### Race

## Pit Stop Analysis



Nr.	In Time	In Driver	Out Time	Out Driver	Pit Time	T. Pit Time	Nr.	In Time	In Driver	Out Time	Out Driver	Pit Time	T. Pit Time
7	18:30:56.252	B. HANLEY	18:32:47.612	R. VAN DER ZANDE	1:51.360	10:06.137	18	01:40:55.115	R. BRADLEY	01:42:08.601	R. BRADLEY	1:13.486	28:09.693
8	19:09:33.499	R. VAN DER ZANDE	19:10:46.824	R. VAN DER ZANDE	1:13.325	11:19.462	19	02:19:09.268	R. BRADLEY	02:20:42.436	P. CHATIN	1:33.168	29:42.861
9	19:49:16.070	R. VAN DER ZANDE	19:50:27.635	R. VAN DER ZANDE	1:11.565	12:31.027	20	02:56:51.315	P. CHATIN	02:58:08.160	P. CHATIN	1:16.845	30:59.706
10	20:22:35.732	R. VAN DER ZANDE	20:25:15.071	H. HEDMAN	2:39.339	15:10.366	21	03:34:19.662	P. CHATIN	03:35:59.510	P. CHATIN	1:39.848	32:39.554
11	21:35:19.082	H. HEDMAN	21:36:41.371	B. HANLEY	1:22.289	16:32.655	22	03:58:43.370	P. CHATIN	04:00:08.329	P. LAFARGUE	1:24.959	34:04.513
12	22:30:11.576	B. HANLEY	22:31:21.495	B. HANLEY	1:09.919	17:42.574	23	04:36:57.235	P. LAFARGUE	04:38:06.926	P. LAFARGUE	1:09.691	35:14.204
13	23:07:10.067	B. HANLEY	23:08:21.486	B. HANLEY	1:11.419	18:53.993	24	05:16:46.274	P. LAFARGUE	05:17:59.136	P. LAFARGUE	1:12.862	36:27.066
14	23:44:07.314	B. HANLEY	23:45:56.186	R. VAN DER ZANDE	1:48.872	20:42.865	25	05:54:14.470	P. LAFARGUE	05:55:47.857	R. BRADLEY	1:33.387	38:00.453
15	00:21:36.261	R. VAN DER ZANDE	00:22:52.500	R. VAN DER ZANDE	1:16.239	21:59.104	26	06:31:18.644	R. BRADLEY	06:32:46.557	R. BRADLEY	1:27.913	39:28.366
16	00:59:03.408	R. VAN DER ZANDE	01:00:40.747	R. VAN DER ZANDE	1:37.339	23:36.443	27	07:08:22.423	R. BRADLEY	07:09:37.133	R. BRADLEY	1:14.710	40:43.076
17	01:34:17.560	R. VAN DER ZANDE	01:35:43.758	R. VAN DER ZANDE	1:26.198	25:02.641	28	07:45:27.108	R. BRADLEY	07:47:14.843	P. CHATIN	1:47.735	42:30.811
18	02:12:30.857	R. VAN DER ZANDE	02:13:42.380	R. VAN DER ZANDE	1:11.523	26:14.164	29	08:23:10.872	P. CHATIN	08:24:25.084	P. CHATIN	1:14.212	43:45.023
19	02:42:39.386	R. VAN DER ZANDE	02:44:16.748	R. VAN DER ZANDE	1:37.362	27:51.526	30	09:00:46.799	P. CHATIN	09:02:01.200	P. CHATIN	1:14.401	44:59.424
20	02:51:23.667	R. VAN DER ZANDE	02:53:00.102	B. HANLEY	1:36.435	29:27.961	31	09:38:23.049	P. CHATIN	09:39:52.141	P. LAFARGUE	1:29.092	46:28.516
21	03:26:04.521	B. HANLEY	03:27:12.262	B. HANLEY	1:07.741	30:35.702	32	10:15:27.606	P. LAFARGUE	10:16:41.647	R. BRADLEY	1:14.041	47:42.557
22	03:56:42.852	B. HANLEY	03:57:48.326	B. HANLEY	1:05.474	31:41.176	33	10:52:12.197	R. BRADLEY	10:53:34.218	R. BRADLEY	1:22.021	49:04.578
23	04:33:24.898	B. HANLEY	04:35:19.878	B. HANLEY	1:54.980	33:36.156	34	11:29:03.763	R. BRADLEY	11:30:45.908	P. CHATIN	1:42.145	50:46.723
24	05:13:46.751	B. HANLEY	05:15:12.886	R. VAN DER ZANDE	1:26.135	35:02.291	35	12:06:03.182	P. CHATIN	12:07:17.888	P. CHATIN	1:14.706	52:01.429
25	05:51:18.551	R. VAN DER ZANDE	05:52:35.250	R. VAN DER ZANDE	1:16.699	36:18.990	36	12:42:49.475	P. CHATIN	12:44:15.080	P. CHATIN	1:25.605	53:27.034
26	06:29:06.364	R. VAN DER ZANDE	06:30:48.392	R. VAN DER ZANDE	1:42.028	38:01.018	37	12:47:47.253	P. CHATIN	12:48:44.486	P. CHATIN	57.233	54:24.267
27	07:07:10.429	R. VAN DER ZANDE	07:08:24.611	B. HANLEY	1:14.182	39:15.200	38	13:20:39.603	P. CHATIN	13:22:09.162	R. BRADLEY	1:29.559	55:53.826
28	07:45:01.236	B. HANLEY	07:46:20.203	B. HANLEY	1:18.969	40:34.169	39	14:06:22.565	R. BRADLEY	14:07:26.641	R. BRADLEY	1:04.076	56:57.902
29	08:20:02.414	B. HANLEY	08:32:45.045	H. HEDMAN	12:42.629	53:16.798	<b>29</b> Racing Team Nederland Oreca 07 - Gibson LMP2						
30	09:09:46.092	H. HEDMAN	09:11:06.983	H. HEDMAN	1:20.891	54:37.689	1	14:51:39.656	G. VAN DER GABNE	14:53:12.242	G. VAN DER GABNE	1:32.586	1:32.586
31	09:48:20.960	H. HEDMAN	09:50:00.661	R. VAN DER ZANDE	1:39.701	56:17.390	2	14:58:36.722	G. VAN DER GABNE	15:02:13.831	G. VAN DER GABNE	3:37.109	5:09.695
32	10:21:42.299	R. VAN DER ZANDE	10:22:52.586	R. VAN DER ZANDE	1:10.287	57:27.677	3	15:09:25.552	G. VAN DER GABNE	15:12:54.735	G. VAN DER GABNE	3:29.183	8:38.878
33	10:54:35.999	R. VAN DER ZANDE	10:56:12.218	H. HEDMAN	1:36.219	59:03.896	4	15:48:49.118	G. VAN DER GABNE	15:50:00.747	G. VAN DER GABNE	1:11.629	9:50.507
34	11:32:46.641	H. HEDMAN	11:33:59.861	H. HEDMAN	1:13.220	1:00:17.116	5	16:25:28.584	G. VAN DER GABNE	16:26:55.992	F. VAN EERD	1:27.408	11:17.915
35	12:07:00.936	H. HEDMAN	12:08:34.358	B. HANLEY	1:33.422	1:01:50.538	6	17:03:52.128	F. VAN EERD	17:05:05.446	F. VAN EERD	1:13.318	12:31.233
36	12:43:46.044	B. HANLEY	12:44:59.332	B. HANLEY	1:13.288	1:03:03.826	7	17:41:46.852	F. VAN EERD	17:43:00.331	F. VAN EERD	1:13.479	13:44.712
37	13:16:43.694	B. HANLEY	13:17:52.268	B. HANLEY	1:08.574	1:04:12.400	8	18:20:44.738	F. VAN EERD	18:22:12.027	N. DE VRIES	1:27.289	15:12.001
38	13:35:33.888	B. HANLEY	13:36:56.744	H. HEDMAN	1:22.856	1:05:35.256	9	18:58:43.973	N. DE VRIES	18:59:56.546	N. DE VRIES	1:12.573	16:24.574
39	14:04:49.585	H. HEDMAN	14:06:44.020	H. HEDMAN	1:54.435	1:07:29.691	10	19:37:08.897	N. DE VRIES	19:38:20.628	N. DE VRIES	1:11.731	17:36.305
<b>28</b> IDEC Sport Oreca 07 - Gibson LMP2							11	20:14:58.211	N. DE VRIES	20:16:50.760	G. VAN DER GABNE	1:52.549	19:28.854
1	14:30:00.000	P. CHATIN	14:34:54.690	P. CHATIN	4:54.690	4:54.690	12	21:17:25.630	G. VAN DER GABNE	21:19:53.884	F. VAN EERD	2:28.254	21:57.108
2	15:10:46.446	P. CHATIN	15:12:00.159	P. CHATIN	1:13.713	6:08.403	13	22:25:59.286	F. VAN EERD	22:27:33.906	F. VAN EERD	1:34.620	23:31.728
3	15:37:53.027	P. CHATIN	15:39:36.135	P. CHATIN	1:43.108	7:51.511	14	23:04:54.419	F. VAN EERD	23:06:08.488	F. VAN EERD	1:14.069	24:45.797
4	15:57:34.591	P. CHATIN	15:59:18.467	P. LAFARGUE	1:43.876	9:35.387	15	23:17:41.507	F. VAN EERD	23:21:29.775	F. VAN EERD	3:48.268	28:34.065
5	16:35:17.870	P. LAFARGUE	16:36:33.182	P. LAFARGUE	1:15.312	10:50.699	16	23:58:46.264	F. VAN EERD	00:00:25.614	N. DE VRIES	1:39.350	30:13.415
6	17:12:31.854	P. LAFARGUE	17:13:47.178	P. LAFARGUE	1:15.324	12:06.023	17	00:36:18.295	N. DE VRIES	00:37:30.792	N. DE VRIES	1:12.497	31:25.912
7	17:50:02.971	P. LAFARGUE	17:51:31.954	R. BRADLEY	1:28.983	13:35.006	18	01:13:59.389	N. DE VRIES	01:15:11.593	N. DE VRIES	1:12.204	32:38.116
8	18:28:14.966	R. BRADLEY	18:29:29.419	R. BRADLEY	1:14.453	14:49.459	19	01:50:28.706	N. DE VRIES	01:51:53.820	G. VAN DER GABNE	1:25.114	34:03.230
9	19:06:20.506	R. BRADLEY	19:07:33.946	R. BRADLEY	1:13.440	16:02.899	20	02:27:58.416	G. VAN DER GABNE	02:29:10.899	G. VAN DER GABNE	1:12.483	35:15.713
10	19:44:44.391	R. BRADLEY	19:46:19.082	P. CHATIN	1:34.691	17:37.590	21	03:05:26.574	G. VAN DER GABNE	03:06:39.863	G. VAN DER GABNE	1:13.289	36:29.002
11	20:44:18.856	P. CHATIN	20:45:43.583	P. CHATIN	1:24.727	19:02.317	22	03:42:03.232	G. VAN DER GABNE	03:43:29.417	N. DE VRIES	1:26.185	37:55.187
12	21:48:27.066	P. CHATIN	21:49:40.746	P. CHATIN	1:13.680	20:15.997	23	04:02:07.245	N. DE VRIES	04:22:42.565	N. DE VRIES	20:35.320	58:30.507
13	22:36:02.124	P. CHATIN	22:37:31.970	P. LAFARGUE	1:29.846	21:45.843	24	04:26:21.370	N. DE VRIES	04:34:06.699	N. DE VRIES	7:45.329	1:06:15.836
14	23:13:51.749	P. LAFARGUE	23:15:05.999	P. LAFARGUE	1:14.250	23:00.093	25	05:12:42.139	N. DE VRIES	05:13:54.101	N. DE VRIES	1:11.962	1:07:27.798
15	23:51:28.013	P. LAFARGUE	23:52:41.717	P. LAFARGUE	1:13.704	24:13.797	26	05:49:31.738	N. DE VRIES	05:50:45.103	G. VAN DER GABNE	1:13.365	1:08:41.163
16	00:29:04.844	P. LAFARGUE	00:30:36.026	R. BRADLEY	1:31.182	25:44.979	27	06:26:41.402	G. VAN DER GABNE	06:28:08.544	G. VAN DER GABNE	1:27.142	1:10:08.305
17	01:02:47.977	R. BRADLEY	01:03:59.205	R. BRADLEY	1:11.228	26:56.207	28	07:03:31.350	G. VAN DER GABNE	07:04:46.300	G. VAN DER GABNE	1:14.950	1:11:23.255





# FIA WEC

## 88<sup>e</sup> Edition des 24 Heures du Mans

### Race

### Pit Stop Analysis



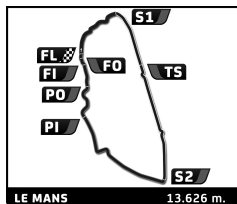
Nr.	In Time	In Driver	Out Time	Out Driver	Pit Time	T. Pit Time	Nr.	In Time	In Driver	Out Time	Out Driver	Pit Time	T. Pit Time
29	07:40:19.122	G. VAN DER GABNE	07:41:52.905	F. VAN EERD	1:33.783	1:12:57.038	26	07:10:42.589	M. VAXIVIERE	07:12:09.289	M. VAXIVIERE	1:26.700	38:29.401
30	08:23:39.743	F. VAN EERD	08:24:52.852	F. VAN EERD	1:13.109	1:14:10.147	27	07:47:42.682	M. VAXIVIERE	07:49:15.808	J. CANAL	1:33.126	40:02.527
31	09:02:22.813	F. VAN EERD	09:03:35.889	F. VAN EERD	1:13.076	1:15:23.223	28	07:52:45.344	J. CANAL	07:53:27.496	J. CANAL	42.152	40:44.679
32	09:07:33.527	F. VAN EERD	09:14:44.053	F. VAN EERD	7:10.526	1:22:33.749	29	08:29:18.227	J. CANAL	08:30:33.684	J. CANAL	1:15.457	42:00.136
33	09:34:15.947	F. VAN EERD	09:45:39.328	N. DE VRIES	11:23.381	1:33:57.130	30	09:06:53.027	J. CANAL	09:08:16.659	J. CANAL	1:23.632	43:23.768
34	09:52:47.472	N. DE VRIES	09:55:38.092	N. DE VRIES	2:50.620	1:36:47.750	31	09:34:07.207	J. CANAL	09:35:26.736	N. JAMIN	1:19.529	44:43.297
35	10:31:00.515	N. DE VRIES	10:32:12.688	N. DE VRIES	1:12.173	1:37:59.923	32	10:10:44.536	N. JAMIN	10:12:02.030	N. JAMIN	1:17.494	46:00.791
36	11:07:42.299	N. DE VRIES	11:08:55.527	N. DE VRIES	1:13.228	1:39:13.151	33	10:47:20.625	N. JAMIN	10:48:37.875	N. JAMIN	1:17.250	47:18.041
37	11:44:18.558	N. DE VRIES	11:45:44.786	G. VAN DER GABNE	1:26.228	1:40:39.379	34	11:24:12.801	N. JAMIN	11:25:48.077	J. CANAL	1:35.276	48:53.317
38	12:21:16.720	G. VAN DER GABNE	12:22:29.680	G. VAN DER GABNE	1:12.960	1:41:52.339	35	12:01:33.811	J. CANAL	12:02:55.223	J. CANAL	1:21.412	50:14.729
39	12:58:05.513	G. VAN DER GABNE	12:59:18.572	G. VAN DER GABNE	1:13.059	1:43:05.398	36	12:38:42.054	J. CANAL	12:40:14.761	M. VAXIVIERE	1:32.707	51:47.436
40	13:35:06.656	G. VAN DER GABNE	13:36:33.433	N. DE VRIES	1:26.777	1:44:32.175	37	13:15:34.250	M. VAXIVIERE	13:16:51.951	M. VAXIVIERE	1:17.701	53:05.137
41	14:17:11.861	N. DE VRIES	14:18:00.274	N. DE VRIES	48.413	1:45:20.588	38	14:08:47.016	M. VAXIVIERE	14:10:15.013	M. VAXIVIERE	1:27.997	54:33.134

30 Duqueine Team		Oreca 07 - Gibson		LMP2		
1	14:55:23.216	T. GOMMENDY	14:56:27.684	T. GOMMENDY	1:04.468	1:04.468
2	15:32:33.311	T. GOMMENDY	15:33:43.506	T. GOMMENDY	1:10.195	2:14.663
3	16:09:26.627	T. GOMMENDY	16:11:02.033	T. GOMMENDY	1:35.406	3:50.069
4	16:46:35.216	T. GOMMENDY	16:48:00.585	K. TERESCHENKO	1:25.369	5:15.438
5	17:23:47.362	K. TERESCHENKO	17:24:59.300	K. TERESCHENKO	1:11.938	6:27.376
6	17:53:40.666	K. TERESCHENKO	17:54:45.600	K. TERESCHENKO	1:04.934	7:32.310
7	18:30:41.008	K. TERESCHENKO	18:32:38.681	J. HIRSCHI	1:57.673	9:29.983
8	19:09:19.921	J. HIRSCHI	19:10:47.280	J. HIRSCHI	1:27.359	10:57.342
9	19:44:31.956	J. HIRSCHI	19:45:56.947	J. HIRSCHI	1:24.991	12:22.333
10	20:22:35.013	J. HIRSCHI	20:25:16.313	T. GOMMENDY	2:41.300	15:03.633

32 United Autosports		Oreca 07 - Gibson		LMP2		
1	14:58:33.924	A. BRUNDLE	14:59:51.725	A. BRUNDLE	1:17.801	1:17.801
2	15:36:00.462	A. BRUNDLE	15:37:14.426	A. BRUNDLE	1:13.964	2:31.765
3	16:12:50.237	A. BRUNDLE	16:14:19.029	J. VAN UITERT	1:28.792	4:00.557
4	16:49:52.741	J. VAN UITERT	16:51:06.483	J. VAN UITERT	1:13.742	5:14.299
5	17:26:43.472	J. VAN UITERT	17:27:56.580	J. VAN UITERT	1:13.108	6:27.407
6	17:53:03.183	J. VAN UITERT	17:54:29.679	W. OWEN	1:26.496	7:53.903
7	18:30:20.847	W. OWEN	18:31:37.640	W. OWEN	1:16.793	9:10.696
8	19:08:08.609	W. OWEN	19:09:22.613	W. OWEN	1:14.004	10:24.700
9	19:48:32.871	W. OWEN	19:49:44.556	W. OWEN	1:11.685	11:36.385
10	20:42:15.089	W. OWEN	20:44:39.850	A. BRUNDLE	2:24.761	14:01.146
11	21:47:28.061	A. BRUNDLE	21:48:41.203	A. BRUNDLE	1:13.142	15:14.288
12	22:39:10.080	A. BRUNDLE	22:40:22.885	A. BRUNDLE	1:12.805	16:27.093
13	23:15:51.681	A. BRUNDLE	23:17:26.012	J. VAN UITERT	1:34.331	18:01.424
14	23:52:53.467	J. VAN UITERT	23:54:14.230	J. VAN UITERT	1:20.763	19:22.187
15	00:29:44.847	J. VAN UITERT	00:30:59.455	J. VAN UITERT	1:14.608	20:36.795
16	01:02:57.626	J. VAN UITERT	01:04:25.966	W. OWEN	1:28.340	22:05.135
17	01:41:04.758	W. OWEN	01:42:17.155	W. OWEN	1:12.397	23:17.532
18	02:19:11.215	W. OWEN	02:20:55.092	W. OWEN	1:43.877	25:01.409
19	02:52:58.851	W. OWEN	02:54:44.028	A. BRUNDLE	1:45.177	26:46.586
20	03:31:00.743	A. BRUNDLE	03:32:14.194	A. BRUNDLE	1:13.451	28:00.037
21	03:58:39.560	A. BRUNDLE	03:59:42.812	A. BRUNDLE	1:03.252	29:03.289
22	04:35:00.814	A. BRUNDLE	04:36:10.145	A. BRUNDLE	1:09.331	30:12.620
23	05:14:18.493	A. BRUNDLE	05:15:57.517	J. VAN UITERT	1:39.024	31:51.644
24	05:37:09.106	J. VAN UITERT	05:38:17.462	J. VAN UITERT	1:08.356	33:00.000
25	05:55:55.446	J. VAN UITERT	05:57:00.527	J. VAN UITERT	1:05.081	34:05.081
26	06:18:02.023	J. VAN UITERT	07:04:08.789	J. VAN UITERT	46:06.766	1:20:11.847
27	07:35:29.916	J. VAN UITERT	07:36:41.109	J. VAN UITERT	1:11.193	1:21:23.040
28	08:12:14.623	J. VAN UITERT	08:13:28.516	J. VAN UITERT	1:13.893	1:22:36.933
29	08:48:44.006	J. VAN UITERT	08:50:17.411	W. OWEN	1:33.405	1:24:10.338
30	09:27:07.897	W. OWEN	09:28:28.821	W. OWEN	1:20.924	1:25:31.262
31	10:03:57.689	W. OWEN	10:05:21.473	W. OWEN	1:23.784	1:26:55.046
32	10:40:53.634	W. OWEN	10:42:24.140	A. BRUNDLE	1:30.506	1:28:25.552
33	11:17:38.293	A. BRUNDLE	11:18:53.138	A. BRUNDLE	1:14.845	1:29:40.397
34	11:54:23.996	A. BRUNDLE	11:55:36.821	A. BRUNDLE	1:12.825	1:30:53.222
35	12:31:06.721	A. BRUNDLE	12:32:49.595	J. VAN UITERT	1:42.874	1:32:36.096
36	13:08:00.256	J. VAN UITERT	13:09:13.587	J. VAN UITERT	1:13.331	1:33:49.427
37	13:48:07.270	J. VAN UITERT	13:49:19.519	J. VAN UITERT	1:12.249	1:35:01.676

31 Panis Racing		Oreca 07 - Gibson		LMP2		
1	14:55:15.846	M. VAXIVIERE	14:56:25.078	M. VAXIVIERE	1:09.232	1:09.232
2	15:32:36.687	M. VAXIVIERE	15:34:10.288	N. JAMIN	1:33.601	2:42.833
3	16:09:45.768	N. JAMIN	16:11:03.794	N. JAMIN	1:18.026	4:00.859
4	16:46:43.721	N. JAMIN	16:48:08.947	N. JAMIN	1:25.226	5:26.085
5	17:23:49.390	N. JAMIN	17:25:04.741	N. JAMIN	1:15.351	6:41.436
6	17:53:43.391	N. JAMIN	17:55:23.273	J. CANAL	1:39.882	8:21.318
7	18:31:39.293	J. CANAL	18:32:54.487	J. CANAL	1:15.194	9:36.512
8	19:09:54.974	J. CANAL	19:11:10.235	J. CANAL	1:15.261	10:51.773
9	19:34:12.498	J. CANAL	19:35:31.188	M. VAXIVIERE	1:18.690	12:10.463
10	20:12:15.053	M. VAXIVIERE	20:13:32.295	M. VAXIVIERE	1:17.242	13:27.705
11	21:19:28.931	M. VAXIVIERE	21:23:28.021	M. VAXIVIERE	3:59.090	17:26.795
12	22:26:38.580	M. VAXIVIERE	22:28:15.612	N. JAMIN	1:37.032	19:03.827
13	23:04:04.292	N. JAMIN	23:05:20.338	N. JAMIN	1:16.046	20:19.873
14	23:37:26.709	N. JAMIN	23:38:50.300	N. JAMIN	1:23.591	21:43.464
15	00:14:34.015	N. JAMIN	00:16:08.296	J. CANAL	1:34.281	23:17.745
16	00:52:32.148	J. CANAL	00:53:48.791	J. CANAL	1:16.643	24:34.388
17	01:31:24.954	J. CANAL	01:32:40.248	J. CANAL	1:15.294	25:49.682
18	02:09:06.415	J. CANAL	02:10:40.680	M. VAXIVIERE	1:34.265	27:23.947
19	02:46:16.337	M. VAXIVIERE	02:47:33.973	M. VAXIVIERE	1:17.636	28:41.583
20	03:24:20.576	M. VAXIVIERE	03:25:41.678	M. VAXIVIERE	1:21.102	30:02.685
21	03:59:25.006	M. VAXIVIERE	04:00:53.839	N. JAMIN	1:28.833	31:31.518
22	04:42:06.797	N. JAMIN	04:43:21.013	N. JAMIN	1:14.216	32:45.734
23	05:19:45.638	N. JAMIN	05:21:04.296	N. JAMIN	1:18.658	34:04.392
24	05:56:34.801	N. JAMIN	05:58:10.418	M. VAXIVIERE	1:35.617	35:40.009
25	06:33:41.596	M. VAXIVIERE	06:35:04.288	M. VAXIVIERE	1:22.692	37:02.701





# FIA WEC

## 88<sup>e</sup> Edition des 24 Heures du Mans

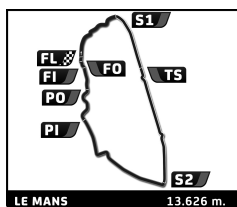
### Race

### Pit Stop Analysis



Nr.	In Time	In Driver	Out Time	Out Driver	Pit Time	T. Pit Time	Nr.	In Time	In Driver	Out Time	Out Driver	Pit Time	T. Pit Time
<b>33 High Class Racing</b> Oreca 07 - Gibson LMP2							<b>35 Eurasia Motorsport</b> Ligier JSP217 - Gibson LMP2						
1	14:58:44.424	K. YAMASHITA	14:59:49.327	K. YAMASHITA	1:04.903	1:04.903	1	15:04:41.138	N. YAMANAKA	15:05:56.258	N. YAMANAKA	1:15.120	1:15.120
2	15:35:58.647	K. YAMASHITA	15:37:10.733	K. YAMASHITA	1:12.086	2:16.989	2	15:18:44.688	N. YAMANAKA	15:20:05.639	N. YAMANAKA	1:20.951	2:36.071
3	16:12:49.491	K. YAMASHITA	16:14:35.833	M. PATTERSON	1:46.342	4:03.331	3	15:58:27.761	N. YAMANAKA	15:59:54.662	R. MERHI	1:26.901	4:02.972
4	16:51:49.749	M. PATTERSON	16:53:00.556	M. PATTERSON	1:10.807	5:14.138	4	16:35:53.464	R. MERHI	16:37:30.982	N. YAMANAKA	1:37.518	5:40.490
5	17:30:03.671	M. PATTERSON	17:31:19.450	M. PATTERSON	1:15.734	6:29.872	5	17:15:44.991	N. YAMANAKA	17:17:03.406	N. YAMANAKA	1:18.415	6:58.905
6	18:08:58.192	M. PATTERSON	18:10:07.441	M. PATTERSON	1:09.249	7:39.121	6	17:55:54.727	N. YAMANAKA	17:57:26.299	R. MERHI	1:31.572	8:30.477
7	18:40:39.954	M. PATTERSON	18:42:14.370	A. FJORBACH	1:34.416	9:13.537	7	18:33:22.901	R. MERHI	18:34:49.374	N. YAMANAKA	1:26.473	9:56.950
8	19:03:45.483	A. FJORBACH	19:05:23.121	A. FJORBACH	1:37.638	10:51.175	8	19:21:40.670	N. YAMANAKA	19:29:29.046	N. FOSTER	7:48.376	17:45.326
9	19:16:16.827	A. FJORBACH	19:53:14.285	A. FJORBACH	36:57.458	47:48.633	9	20:06:41.315	N. FOSTER	20:07:55.510	N. FOSTER	1:14.195	18:59.521
10	19:56:54.664	A. FJORBACH	20:07:44.868	A. FJORBACH	10:50.204	58:38.837	10	21:17:28.232	N. FOSTER	21:19:56.492	N. FOSTER	2:28.260	21:27.781
11	20:11:28.218	A. FJORBACH	20:44:42.387	K. YAMASHITA	33:14.169	1:31:53.006	11	22:20:32.388	N. FOSTER	22:21:40.335	N. FOSTER	1:07.947	22:35.728
12	20:52:01.191	K. YAMASHITA	21:07:55.758	K. YAMASHITA	15:54.567	1:47:47.573	12	22:57:40.029	N. FOSTER	22:59:16.555	R. MERHI	1:36.526	24:12.254
13	21:35:31.561	K. YAMASHITA	21:52:02.305	K. YAMASHITA	16:30.744	2:04:18.317	13	23:35:31.919	R. MERHI	23:36:54.093	R. MERHI	1:22.174	25:34.428
14	21:57:08.025	K. YAMASHITA	22:38:28.879	M. PATTERSON	41:20.854	2:45:39.171	14	23:51:20.028	R. MERHI	23:52:35.441	R. MERHI	1:15.413	26:49.841
15	22:42:20.621	M. PATTERSON	23:40:41.507	M. PATTERSON	58:20.886	3:44:00.057	15	00:28:22.960	R. MERHI	00:29:37.154	R. MERHI	1:14.194	28:04.035
16	23:44:42.447	M. PATTERSON	00:42:32.887	A. FJORBACH	57:50.440	4:41:50.497	16	01:06:48.936	R. MERHI	01:08:13.169	R. MERHI	1:24.233	29:28.268
17	00:47:57.290	A. FJORBACH	01:56:52.370	A. FJORBACH	1:08:55.080	5:50:45.577	17	01:44:11.515	R. MERHI	01:45:26.211	R. MERHI	1:14.696	30:42.964
<b>34 Inter Europol Competition</b> Ligier JSP217 - Gibson LMP2							<b>36 Signatech Alpine ELF</b> Alpine A470 - Gibson LMP2						
1	15:06:56.471	M. ISAAKYAN	15:08:31.416	M. ISAAKYAN	1:34.945	1:34.945	1	14:34:21.123	A. NEGRÃO	14:41:53.479	A. NEGRÃO	7:32.356	7:32.356
2	15:45:54.156	M. ISAAKYAN	15:47:26.993	M. ISAAKYAN	1:32.837	3:07.782	2	14:52:27.570	A. NEGRÃO	14:53:00.241	A. NEGRÃO	32.671	8:05.027
3	16:24:03.121	M. ISAAKYAN	16:25:36.061	R. BINDER	1:32.940	4:40.722	3	15:18:25.881	A. NEGRÃO	15:19:34.311	A. NEGRÃO	1:08.430	9:13.457
4	16:40:13.692	R. BINDER	16:42:08.258	R. BINDER	1:54.566	6:35.288	4	15:55:19.676	A. NEGRÃO	15:56:43.102	T. LAURENT	1:23.426	10:36.883
5	17:18:28.374	R. BINDER	17:19:40.767	R. BINDER	1:12.393	7:47.681	5	16:32:28.461	T. LAURENT	16:33:36.513	T. LAURENT	1:08.052	11:44.935
6	17:52:19.978	R. BINDER	17:53:27.303	R. BINDER	1:07.325	8:55.006							
7	18:29:57.836	R. BINDER	18:31:35.262	J. SMIECHOWSKI	1:37.426	10:32.432							
8	19:08:43.641	J. SMIECHOWSKI	19:09:59.332	J. SMIECHOWSKI	1:15.691	11:48.123							
9	19:49:49.732	J. SMIECHOWSKI	19:50:58.677	J. SMIECHOWSKI	1:08.945	12:57.068							
10	20:39:08.286	J. SMIECHOWSKI	20:42:37.472	M. ISAAKYAN	3:29.186	16:26.254							
11	21:40:25.112	M. ISAAKYAN	21:41:31.182	M. ISAAKYAN	1:06.070	17:32.324							
12	22:33:56.260	M. ISAAKYAN	22:35:05.282	M. ISAAKYAN	1:09.022	18:41.346							
13	23:11:32.043	M. ISAAKYAN	23:13:08.911	R. BINDER	1:36.868	20:18.214							
14	23:49:28.109	R. BINDER	23:50:37.792	R. BINDER	1:09.683	21:27.897							
15	00:23:08.503	R. BINDER	00:24:13.760	R. BINDER	1:05.257	22:33.154							
16	00:57:42.538	R. BINDER	00:59:27.335	J. SMIECHOWSKI	1:44.797	24:17.951							
17	01:18:52.756	J. SMIECHOWSKI	01:19:56.741	J. SMIECHOWSKI	1:03.985	25:21.936							
18	01:56:48.814	J. SMIECHOWSKI	01:57:57.706	J. SMIECHOWSKI	1:08.892	26:30.828							
19	02:35:26.035	J. SMIECHOWSKI	02:38:29.997	M. ISAAKYAN	3:03.962	29:34.790							
20	03:15:35.964	M. ISAAKYAN	03:18:52.243	M. ISAAKYAN	3:16.279	32:51.069							
21	03:52:07.266	M. ISAAKYAN	03:53:12.625	M. ISAAKYAN	1:05.359	33:56.428							
22	04:34:21.895	M. ISAAKYAN	04:35:27.878	M. ISAAKYAN	1:05.983	35:02.411							
23	05:15:01.227	M. ISAAKYAN	06:03:14.787	R. BINDER	48:13.560	1:23:15.971							
24	06:10:44.105	R. BINDER	06:11:29.895	R. BINDER	45.790	1:24:01.761							
25	06:26:40.486	R. BINDER	06:50:32.378	R. BINDER	23:51.892	1:47:53.653							
26	07:23:15.182	R. BINDER	08:20:58.685	R. BINDER	57:43.503	2:45:37.156							
27	08:58:08.520	R. BINDER	08:59:37.737	J. SMIECHOWSKI	1:29.217	2:47:06.373							
28	09:14:40.329	J. SMIECHOWSKI	09:15:52.221	J. SMIECHOWSKI	1:11.892	2:48:18.265							
29	09:53:11.046	J. SMIECHOWSKI	09:54:20.665	J. SMIECHOWSKI	1:09.619	2:49:27.884							
30	10:31:08.548	J. SMIECHOWSKI	10:32:17.710	J. SMIECHOWSKI	1:09.162	2:50:37.046							
31	11:09:06.847	J. SMIECHOWSKI	11:10:39.041	M. ISAAKYAN	1:32.194	2:52:09.240							





# FIA WEC

## 88<sup>e</sup> Edition des 24 Heures du Mans

### Race

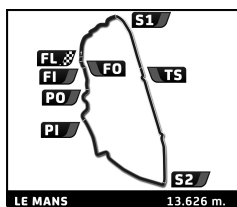
### Pit Stop Analysis



Nr.	In Time	In Driver	Out Time	Out Driver	Pit Time	T. Pit Time	Nr.	In Time	In Driver	Out Time	Out Driver	Pit Time	T. Pit Time
6	17:09:17.023	T. LAURENT	17:10:25.859	T. LAURENT	1:08.836	12:53.771	1	14:58:49.145	A. DAVIDSON	14:59:57.104	A. DAVIDSON	1:07.959	1:07.959
7	17:46:20.070	T. LAURENT	17:47:43.166	P. RAGUES	1:23.096	14:16.867	2	15:36:07.847	A. DAVIDSON	15:37:28.978	A. DA COSTA	1:21.131	2:29.090
8	18:24:40.714	P. RAGUES	18:25:49.791	P. RAGUES	1:09.077	15:25.944	3	16:13:08.134	A. DA COSTA	16:14:15.716	A. DA COSTA	1:07.582	3:36.672
9	19:02:52.674	P. RAGUES	19:04:01.842	A. NEGRÃO	1:09.168	16:35.112	4	16:49:50.429	A. DA COSTA	16:50:58.822	A. DA COSTA	1:08.393	4:45.065
10	19:41:07.088	A. NEGRÃO	19:42:36.451	A. NEGRÃO	1:29.363	18:04.475	5	17:26:41.563	A. DA COSTA	17:28:03.858	R. GONZALEZ	1:22.295	6:07.360
11	20:37:12.786	A. NEGRÃO	20:39:54.673	P. RAGUES	2:41.887	20:46.362	6	17:53:22.113	R. GONZALEZ	17:54:27.305	R. GONZALEZ	1:05.192	7:12.552
12	21:50:06.928	P. RAGUES	21:51:15.134	P. RAGUES	1:08.206	21:54.568	7	18:30:40.382	R. GONZALEZ	18:31:52.844	R. GONZALEZ	1:12.462	8:25.014
13	22:37:29.024	P. RAGUES	22:38:50.594	T. LAURENT	1:21.570	23:16.138	8	19:08:58.849	R. GONZALEZ	19:10:08.730	R. GONZALEZ	1:09.881	9:34.895
14	23:14:28.205	T. LAURENT	23:15:38.190	T. LAURENT	1:09.985	24:26.123	9	19:44:46.244	R. GONZALEZ	19:46:05.584	A. DAVIDSON	1:19.340	10:54.235
15	23:51:54.790	T. LAURENT	23:53:05.500	T. LAURENT	1:10.710	25:36.833	10	20:44:19.557	A. DAVIDSON	20:45:26.327	A. DAVIDSON	1:06.770	12:01.005
16	00:28:46.854	T. LAURENT	00:30:18.879	A. NEGRÃO	1:32.025	27:08.858	11	21:48:02.810	A. DAVIDSON	21:49:09.197	A. DAVIDSON	1:06.387	13:07.392
17	01:07:05.889	A. NEGRÃO	01:08:15.383	A. NEGRÃO	1:09.494	28:18.352	12	22:39:22.183	A. DAVIDSON	22:40:46.503	A. DA COSTA	1:24.320	14:31.712
18	01:44:04.920	A. NEGRÃO	01:45:15.702	A. NEGRÃO	1:10.782	29:29.134	13	22:55:01.302	A. DA COSTA	22:55:57.889	A. DA COSTA	56.587	15:28.299
19	02:22:15.171	A. NEGRÃO	02:23:41.395	P. RAGUES	1:26.224	30:55.358	14	23:31:49.201	A. DA COSTA	23:32:57.652	A. DA COSTA	1:08.451	16:36.750
20	03:00:39.919	P. RAGUES	03:01:51.747	P. RAGUES	1:11.828	32:07.186	15	00:08:28.680	A. DA COSTA	00:09:37.531	A. DA COSTA	1:08.851	17:45.601
21	03:34:08.427	P. RAGUES	03:35:14.918	P. RAGUES	1:06.491	33:13.677	16	00:27:25.675	A. DA COSTA	00:28:33.500	R. GONZALEZ	1:07.825	18:53.426
22	04:14:41.826	P. RAGUES	04:16:05.119	T. LAURENT	1:23.293	34:36.970	17	01:05:58.842	R. GONZALEZ	01:07:07.390	R. GONZALEZ	1:08.548	20:01.974
23	04:56:47.349	T. LAURENT	04:57:55.435	T. LAURENT	1:08.086	35:45.056	18	01:42:58.275	R. GONZALEZ	01:44:06.629	R. GONZALEZ	1:08.354	21:10.328
24	05:33:34.671	T. LAURENT	05:34:46.336	T. LAURENT	1:11.665	36:56.721	19	02:20:48.974	R. GONZALEZ	02:22:12.795	A. DAVIDSON	1:23.821	22:34.149
25	06:10:39.675	T. LAURENT	06:12:03.445	A. NEGRÃO	1:23.770	38:20.491	20	02:58:14.978	A. DAVIDSON	02:59:24.701	A. DAVIDSON	1:09.723	23:43.872
26	06:47:32.928	A. NEGRÃO	06:48:42.908	A. NEGRÃO	1:09.980	39:30.471	21	03:35:03.351	A. DAVIDSON	03:36:12.228	A. DAVIDSON	1:08.877	24:52.749
27	07:24:14.254	A. NEGRÃO	07:25:23.735	A. NEGRÃO	1:09.481	40:39.952	22	03:58:54.361	A. DAVIDSON	04:00:05.278	A. DA COSTA	1:10.917	26:03.666
28	08:01:33.079	A. NEGRÃO	08:03:02.823	P. RAGUES	1:29.744	42:09.696	23	04:05:12.917	A. DA COSTA	04:06:23.421	A. DA COSTA	1:10.504	27:14.170
29	08:35:24.013	P. RAGUES	08:36:30.939	P. RAGUES	1:06.926	43:16.622	24	04:37:25.280	A. DA COSTA	04:38:26.458	A. DA COSTA	1:01.178	28:15.348
30	09:13:27.161	P. RAGUES	09:14:45.980	T. LAURENT	1:18.819	44:35.441	25	05:16:05.442	A. DA COSTA	05:17:13.256	A. DA COSTA	1:07.814	29:23.162
31	09:51:05.775	T. LAURENT	09:52:28.746	T. LAURENT	1:22.971	45:58.412	26	05:52:46.782	A. DA COSTA	05:54:09.662	A. DAVIDSON	1:22.880	30:46.042
32	10:27:43.743	T. LAURENT	10:28:53.477	A. NEGRÃO	1:09.734	47:08.146	27	06:29:38.167	A. DAVIDSON	06:30:56.956	A. DAVIDSON	1:18.789	32:04.831
33	11:04:32.654	A. NEGRÃO	11:05:42.250	A. NEGRÃO	1:09.596	48:17.742	28	07:06:21.786	A. DAVIDSON	07:07:31.372	A. DAVIDSON	1:09.586	33:14.417
34	11:41:35.070	A. NEGRÃO	11:42:59.404	T. LAURENT	1:24.334	49:42.076	29	07:43:01.611	A. DAVIDSON	07:44:24.588	R. GONZALEZ	1:22.977	34:37.394
35	12:18:19.309	T. LAURENT	12:19:36.599	T. LAURENT	1:17.290	50:59.366	30	08:20:49.087	R. GONZALEZ	08:21:58.170	R. GONZALEZ	1:09.083	35:46.477
36	12:54:55.708	T. LAURENT	12:56:04.227	T. LAURENT	1:08.519	52:07.885	31	08:58:24.915	R. GONZALEZ	08:59:36.175	R. GONZALEZ	1:11.260	36:57.737
37	13:31:31.173	T. LAURENT	13:33:03.201	A. NEGRÃO	1:32.028	53:39.913	32	09:18:08.903	R. GONZALEZ	09:19:16.478	R. GONZALEZ	1:07.575	38:05.312
38	14:21:35.120	A. NEGRÃO	14:22:27.830	A. NEGRÃO	52.710	54:32.623	33	09:55:47.889	R. GONZALEZ	09:56:56.260	A. DA COSTA	1:08.371	39:13.683
<b>37</b>	<b>Jackie Chan DC Racing</b> Oreca 07 - Gibson LMP2						34	10:28:57.791	A. DA COSTA	10:30:15.901	A. DA COSTA	1:18.110	40:31.793
1	15:02:20.177	W. STEVENS	15:03:36.728	W. STEVENS	1:16.551	1:16.551	35	11:05:33.521	A. DA COSTA	11:06:41.395	A. DA COSTA	1:07.874	41:39.667
2	15:14:17.334	W. STEVENS	15:15:10.805	W. STEVENS	53.471	2:10.022	36	11:42:10.874	A. DA COSTA	11:43:32.835	A. DA COSTA	1:21.961	43:01.628
3	15:51:04.711	W. STEVENS	15:52:25.976	W. STEVENS	1:21.265	3:31.287	37	12:19:02.897	A. DA COSTA	12:20:27.680	A. DAVIDSON	1:24.783	44:26.411
4	16:28:05.270	W. STEVENS	16:29:14.101	W. STEVENS	1:08.831	4:40.118	38	12:55:53.817	A. DAVIDSON	12:57:02.731	A. DAVIDSON	1:08.914	45:35.325
5	17:04:52.357	W. STEVENS	17:06:01.040	W. STEVENS	1:08.683	5:48.801	39	13:32:28.763	A. DAVIDSON	13:33:37.346	A. DAVIDSON	1:08.583	46:43.908
6	17:41:41.259	W. STEVENS	17:43:03.135	H. TUNG	1:21.876	7:10.677	40	14:25:12.049	A. DAVIDSON	14:25:58.361	A. DAVIDSON	46.312	47:30.220
7	18:19:22.436	H. TUNG	18:20:31.066	H. TUNG	1:08.630	8:19.307	<b>39</b>	<b>SO24-Has by Graff</b> Oreca 07 - Gibson LMP2					
8	18:56:45.987	H. TUNG	18:57:55.425	H. TUNG	1:09.438	9:28.745	1	15:02:17.737	J. ALLEN	15:03:28.206	J. ALLEN	1:10.469	1:10.469
9	19:34:52.296	H. TUNG	19:36:14.379	G. AUBRY	1:22.083	10:50.828	2	15:39:29.679	J. ALLEN	15:40:40.596	J. ALLEN	1:10.917	2:21.386
10	20:13:17.169	G. AUBRY	20:14:25.743	G. AUBRY	1:08.574	11:59.402	3	16:16:21.772	J. ALLEN	16:17:31.673	J. ALLEN	1:09.901	3:31.287
11	21:07:14.210	G. AUBRY	21:10:21.782	G. AUBRY	3:07.572	15:06.974	4	16:53:12.120	J. ALLEN	16:54:40.905	V. CAPILLAIRE	1:28.785	5:00.072
12	21:40:01.385	G. AUBRY	22:59:57.970	W. STEVENS	1:19:56.585	1:35:03.559	5	17:30:39.921	V. CAPILLAIRE	17:31:49.161	V. CAPILLAIRE	1:09.240	6:09.312
13	23:36:02.795	W. STEVENS	23:37:11.481	W. STEVENS	1:08.686	1:36:12.245	6	17:59:14.638	V. CAPILLAIRE	18:00:38.844	V. CAPILLAIRE	1:24.206	7:33.518
14	00:12:58.951	W. STEVENS	00:14:08.081	W. STEVENS	1:09.130	1:37:21.375	7	18:37:09.498	V. CAPILLAIRE	18:38:48.363	C. MILESI	1:38.865	9:12.383
15	00:50:28.681	W. STEVENS	00:51:51.045	H. TUNG	1:22.364	1:38:43.739	8	19:15:46.180	C. MILESI	19:16:55.927	C. MILESI	1:09.747	10:22.130
<b>38</b>	<b>JOTA</b> Oreca 07 - Gibson LMP2						9	19:55:43.246	C. MILESI	19:57:00.337	C. MILESI	1:17.091	11:39.221
1	20:50:41.121	C. MILESI	20:51:51.220	C. MILESI	1:10.099	12:49.320	10	20:50:41.121	C. MILESI	20:51:51.220	C. MILESI	1:10.099	12:49.320







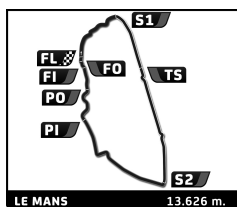
# FIA WEC 88<sup>e</sup> Edition des 24 Heures du Mans Race

## Pit Stop Analysis



Nr.	In Time	In Driver	Out Time	Out Driver	Pit Time	T. Pit Time	Nr.	In Time	In Driver	Out Time	Out Driver	Pit Time	T. Pit Time						
11	21:52:23.466	C. MILESI	21:52:56.224	C. MILESI	32.758	13:22.078	25	05:50:58.359	A. BORGA	05:52:08.003	A. BORGA	1:09.644	29:53.471						
12	21:57:50.006	C. MILESI	21:59:18.758	J. ALLEN	1:28.752	14:50.830	26	06:27:53.022	A. BORGA	06:29:16.935	N. LAPIERRE	1:23.913	31:17.384						
13	22:47:12.578	J. ALLEN	22:48:37.660	J. ALLEN	1:25.082	16:15.912	27	07:04:32.139	N. LAPIERRE	07:05:41.558	N. LAPIERRE	1:09.419	32:26.803						
14	23:24:35.308	J. ALLEN	23:25:47.315	J. ALLEN	1:12.007	17:27.919	28	07:41:05.138	N. LAPIERRE	07:42:18.948	N. LAPIERRE	1:13.810	33:40.613						
15	00:01:39.837	J. ALLEN	00:03:17.734	V. CAPILLAIRE	1:37.897	19:05.816	29	08:18:18.992	N. LAPIERRE	08:19:45.949	A. COIGNY	1:26.957	35:07.570						
16	00:40:00.704	V. CAPILLAIRE	00:41:13.063	V. CAPILLAIRE	1:12.359	20:18.175	30	08:58:04.864	A. COIGNY	08:59:15.257	A. COIGNY	1:10.393	36:17.963						
17	01:18:31.882	V. CAPILLAIRE	01:19:44.430	V. CAPILLAIRE	1:12.548	21:30.723	31	09:10:29.914	A. COIGNY	09:11:21.297	A. COIGNY	51.383	37:09.346						
18	01:55:52.045	V. CAPILLAIRE	01:57:04.348	V. CAPILLAIRE	1:12.303	22:43.026	32	09:49:16.128	A. COIGNY	09:50:25.423	A. COIGNY	1:09.295	38:18.641						
19	02:34:12.276	V. CAPILLAIRE	02:36:03.393	C. MILESI	1:51.117	24:34.143	33	10:27:25.719	A. COIGNY	10:28:49.246	A. BORGA	1:23.527	39:42.168						
20	03:12:50.064	C. MILESI	03:14:01.162	C. MILESI	1:11.098	25:45.241	34	11:04:31.496	A. BORGA	11:05:40.452	A. BORGA	1:08.956	40:51.124						
21	03:49:38.080	C. MILESI	03:50:50.701	C. MILESI	1:12.621	26:57.862	35	11:41:15.158	A. BORGA	11:42:24.548	A. BORGA	1:09.390	42:00.514						
22	04:31:03.605	C. MILESI	04:32:14.739	C. MILESI	1:11.134	28:08.996	36	12:18:11.512	A. BORGA	12:23:39.400	N. LAPIERRE	5:27.888	47:28.402						
23	05:11:51.424	C. MILESI	05:13:22.143	J. ALLEN	1:30.719	29:39.715	37	12:58:49.067	N. LAPIERRE	12:59:58.665	N. LAPIERRE	1:09.598	48:38.000						
24	05:49:42.101	J. ALLEN	05:51:23.905	J. ALLEN	1:41.804	31:21.519	38	13:35:16.026	N. LAPIERRE	13:36:46.687	N. LAPIERRE	1:30.661	50:08.661						
25	06:26:52.024	J. ALLEN	06:28:14.964	J. ALLEN	1:22.940	32:44.459	39	14:07:20.944	N. LAPIERRE	14:08:27.654	N. LAPIERRE	1:06.710	51:15.371						
26	07:03:59.357	J. ALLEN	07:05:11.973	J. ALLEN	1:12.616	33:57.075	<div style="border: 1px solid black; padding: 5px;"> <b>47</b> <b>Cetilar Racing</b>  Dallara P217 - Gibson <span style="float: right;">LMP2</span> </div>												
27	07:41:04.581	J. ALLEN	07:42:38.670	V. CAPILLAIRE	1:34.089	35:31.164													
28	08:18:59.005	V. CAPILLAIRE	08:20:09.210	V. CAPILLAIRE	1:10.205	36:41.369													
29	08:57:21.302	V. CAPILLAIRE	08:58:32.828	V. CAPILLAIRE	1:11.526	37:52.895													
30	09:35:48.829	V. CAPILLAIRE	09:37:27.688	C. MILESI	1:38.859	39:31.754													
31	10:12:56.175	C. MILESI	10:14:07.566	C. MILESI	1:11.391	40:43.145													
32	10:49:37.929	C. MILESI	10:50:53.514	C. MILESI	1:15.585	41:58.730													
33	11:26:22.271	C. MILESI	11:27:33.383	C. MILESI	1:11.112	43:09.842													
34	12:02:58.204	C. MILESI	12:04:29.132	J. ALLEN	1:30.928	44:40.770													
35	12:39:44.919	J. ALLEN	12:40:55.700	J. ALLEN	1:10.781	45:51.551													
36	13:16:19.650	J. ALLEN	13:17:30.721	J. ALLEN	1:11.071	47:02.622													
<div style="border: 1px solid black; padding: 5px;"> <b>42</b> <b>Cool Racing</b>  Oreca 07 - Gibson <span style="float: right;">LMP2</span> </div>													1	15:02:30.681	G. SERNAGIOTTO	15:03:45.748	G. SERNAGIOTTO	1:15.067	1:15.067
													2	15:40:06.715	G. SERNAGIOTTO	15:41:21.347	G. SERNAGIOTTO	1:14.632	2:29.699
													3	16:13:55.045	G. SERNAGIOTTO	16:15:21.327	R. LACORTE	1:26.282	3:55.981
													4	16:52:19.059	R. LACORTE	16:53:33.563	R. LACORTE	1:14.504	5:10.485
													5	17:30:14.905	R. LACORTE	17:31:50.753	R. LACORTE	1:35.848	6:46.333
													6	18:09:49.169	R. LACORTE	18:11:46.287	A. BELICCHI	1:57.118	8:43.451
							7	18:48:37.502	A. BELICCHI	18:49:54.876	A. BELICCHI	1:17.374	10:00.825						
							8	19:27:11.317	A. BELICCHI	19:28:27.371	A. BELICCHI	1:16.054	11:16.879						
							9	20:05:50.910	A. BELICCHI	20:07:19.534	G. SERNAGIOTTO	1:28.624	12:45.503						
							10	21:01:37.778	G. SERNAGIOTTO	21:03:04.007	G. SERNAGIOTTO	1:26.229	14:11.732						
							11	22:17:46.181	G. SERNAGIOTTO	22:21:01.098	R. LACORTE	3:14.917	17:26.649						
							12	22:57:59.694	R. LACORTE	22:59:17.949	R. LACORTE	1:18.255	18:44.904						
							13	23:36:14.278	R. LACORTE	23:37:30.640	R. LACORTE	1:16.362	20:01.266						
							14	00:14:33.327	R. LACORTE	00:16:03.225	A. BELICCHI	1:29.898	21:31.164						
							15	00:52:34.823	A. BELICCHI	00:53:50.532	A. BELICCHI	1:15.709	22:46.873						
							16	01:31:28.650	A. BELICCHI	01:32:44.257	A. BELICCHI	1:15.607	24:02.480						
							17	02:09:29.516	A. BELICCHI	02:10:58.317	G. SERNAGIOTTO	1:28.801	25:31.281						
18	02:47:04.623	G. SERNAGIOTTO	02:48:20.512	G. SERNAGIOTTO	1:15.889	26:47.170													
19	03:14:20.714	G. SERNAGIOTTO	03:15:42.756	G. SERNAGIOTTO	1:22.042	28:09.212													
20	03:51:23.457	G. SERNAGIOTTO	03:52:38.797	G. SERNAGIOTTO	1:15.340	29:24.552													
21	04:28:38.493	G. SERNAGIOTTO	04:29:53.222	A. BELICCHI	1:14.729	30:39.281													
22	05:10:06.265	A. BELICCHI	05:11:46.509	A. BELICCHI	1:40.244	32:19.525													
23	05:44:34.393	A. BELICCHI	05:46:20.615	R. LACORTE	1:46.222	34:05.747													
24	06:23:06.712	R. LACORTE	06:24:22.167	R. LACORTE	1:15.455	35:21.202													
25	07:00:49.426	R. LACORTE	07:02:06.036	R. LACORTE	1:16.610	36:37.812													
26	07:38:47.809	R. LACORTE	07:40:20.933	G. SERNAGIOTTO	1:33.124	38:10.936													
27	08:16:24.059	G. SERNAGIOTTO	08:17:45.337	G. SERNAGIOTTO	1:21.278	39:32.214													
28	08:54:16.235	G. SERNAGIOTTO	08:55:49.626	G. SERNAGIOTTO	1:33.391	41:05.605													
29	09:10:14.659	G. SERNAGIOTTO	09:13:11.947	G. SERNAGIOTTO	2:57.288	44:02.893													
30	09:49:38.674	G. SERNAGIOTTO	09:51:09.731	A. BELICCHI	1:31.057	45:33.950													
31	10:26:58.090	A. BELICCHI	10:28:24.035	A. BELICCHI	1:25.945	46:59.895													
32	11:04:19.000	A. BELICCHI	11:05:35.059	A. BELICCHI	1:16.059	48:15.954													
33	11:41:27.740	A. BELICCHI	11:43:03.330	R. LACORTE	1:35.590	49:51.544													
34	12:19:49.707	R. LACORTE	12:21:10.055	G. SERNAGIOTTO	1:20.348	51:11.892													
35	12:57:07.096	G. SERNAGIOTTO	12:59:06.820	G. SERNAGIOTTO	1:59.724	53:11.616													





# FIA WEC

## 88<sup>e</sup> Edition des 24 Heures du Mans

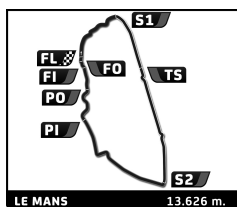
### Race

## Pit Stop Analysis



Nr.	In Time	In Driver	Out Time	Out Driver	Pit Time	T. Pit Time	Nr.	In Time	In Driver	Out Time	Out Driver	Pit Time	T. Pit Time
36	13:35:05.747	G. SERNAGIOTTO	13:36:36.167	A. BELICCHI	1:30.420	54:42.036	9	23:51:08.651	A. PIER GUIDI	23:52:33.737	D. SERRA	1:25.086	12:47.812
37	14:21:52.044	A. BELICCHI	14:22:38.460	A. BELICCHI	46.416	55:28.452	10	00:47:31.151	D. SERRA	00:48:44.309	D. SERRA	1:13.158	14:00.970
<b>50</b>	<b>Richard Mille Racing Team</b> Oreca 07 - Gibson LMP2						11	01:44:31.142	D. SERRA	01:45:54.660	J. CALADO	1:23.518	15:24.488
1	15:02:57.743	T. CALDERON	15:04:10.839	T. CALDERON	1:13.096	1:13.096	12	02:40:43.148	J. CALADO	02:41:56.045	J. CALADO	1:12.897	16:37.385
2	15:37:15.346	T. CALDERON	15:38:23.492	T. CALDERON	1:08.146	2:21.242	13	03:37:02.997	J. CALADO	03:38:26.636	A. PIER GUIDI	1:23.639	18:01.024
3	16:10:47.021	T. CALDERON	16:12:11.645	S. FLÖRSCH	1:24.624	3:45.866	14	04:38:10.316	A. PIER GUIDI	04:39:22.505	A. PIER GUIDI	1:12.189	19:13.213
4	16:48:43.080	S. FLÖRSCH	16:49:54.151	S. FLÖRSCH	1:11.071	4:56.937	15	05:34:59.369	A. PIER GUIDI	05:36:24.086	D. SERRA	1:24.717	20:37.930
5	17:26:33.535	S. FLÖRSCH	17:27:43.780	S. FLÖRSCH	1:10.245	6:07.182	16	06:30:45.813	D. SERRA	06:31:58.833	D. SERRA	1:13.020	21:50.950
6	18:04:53.759	S. FLÖRSCH	18:06:22.392	B. VISSER	1:28.633	7:35.815	17	07:26:34.850	D. SERRA	07:28:01.614	J. CALADO	1:26.764	23:17.714
7	18:39:15.457	B. VISSER	18:40:21.636	B. VISSER	1:06.179	8:41.994	18	08:22:21.055	J. CALADO	08:24:14.215	J. CALADO	1:53.160	25:10.874
8	19:18:19.380	B. VISSER	19:19:28.856	B. VISSER	1:09.476	9:51.470	19	09:19:36.080	J. CALADO	09:21:00.305	A. PIER GUIDI	1:24.225	26:35.099
9	19:57:16.213	B. VISSER	19:58:48.359	T. CALDERON	1:32.146	11:23.616	20	10:15:29.026	A. PIER GUIDI	10:16:45.862	A. PIER GUIDI	1:16.836	27:51.935
10	20:52:58.182	T. CALDERON	20:54:06.335	T. CALDERON	1:08.153	12:31.769	21	11:11:04.322	A. PIER GUIDI	11:12:29.271	D. SERRA	1:24.949	29:16.884
11	22:00:05.221	T. CALDERON	22:01:15.874	T. CALDERON	1:10.653	13:42.422	22	12:06:41.023	D. SERRA	12:08:27.924	D. SERRA	1:46.901	31:03.785
12	22:44:48.795	T. CALDERON	22:46:15.077	S. FLÖRSCH	1:26.282	15:08.704	23	13:02:48.808	D. SERRA	13:04:13.343	J. CALADO	1:24.535	32:28.320
13	23:23:08.631	S. FLÖRSCH	23:24:19.810	S. FLÖRSCH	1:11.179	16:19.883	24	14:10:21.907	J. CALADO	14:11:19.105	J. CALADO	57.198	33:25.518
14	00:00:51.549	S. FLÖRSCH	00:02:03.090	S. FLÖRSCH	1:11.541	17:31.424	<b>52</b>	<b>AF Corse</b> Ferrari 488 GTE Evo LMGTE Am					
15	00:27:33.165	S. FLÖRSCH	00:29:06.498	B. VISSER	1:33.333	19:04.757	1	15:24:30.753	C. ULRICH	15:26:21.060	S. GÖRIG	1:50.307	1:50.307
16	01:02:09.861	B. VISSER	01:03:18.358	B. VISSER	1:08.497	20:13.254	2	16:24:06.915	S. GÖRIG	16:25:44.982	A. WEST	1:38.067	3:28.374
17	01:40:43.461	B. VISSER	01:42:12.093	B. VISSER	1:28.632	21:41.886	3	17:23:27.439	A. WEST	17:24:52.127	C. ULRICH	1:24.688	4:53.062
18	02:19:47.234	B. VISSER	02:21:22.090	T. CALDERON	1:34.856	23:16.742	4	18:22:24.596	C. ULRICH	18:24:08.891	A. WEST	1:44.295	6:37.357
19	02:53:42.492	T. CALDERON	02:54:50.920	T. CALDERON	1:08.428	24:25.170	5	19:19:04.327	A. WEST	19:20:25.156	A. WEST	1:20.829	7:58.186
20	03:28:10.144	T. CALDERON	03:29:19.395	T. CALDERON	1:09.251	25:34.421	<b>54</b>	<b>AF Corse</b> Ferrari 488 GTE Evo LMGTE Am					
21	04:05:08.508	T. CALDERON	04:06:32.479	S. FLÖRSCH	1:23.971	26:58.392	1	15:18:14.383	G. FISICHELLA	15:19:34.717	G. FISICHELLA	1:20.334	1:20.334
22	04:47:49.177	S. FLÖRSCH	04:49:00.213	S. FLÖRSCH	1:11.036	28:09.428	2	16:14:58.349	G. FISICHELLA	16:16:33.792	F. CASTELLACCI	1:35.443	2:55.777
23	05:21:49.290	S. FLÖRSCH	05:22:58.024	S. FLÖRSCH	1:08.734	29:18.162	3	16:20:31.936	F. CASTELLACCI	16:31:49.481	F. CASTELLACCI	11:17.545	14:13.322
24	05:55:40.061	S. FLÖRSCH	05:57:13.313	B. VISSER	1:33.252	30:51.414	4	17:27:26.278	F. CASTELLACCI	17:29:01.860	T. FLOHR	1:35.582	15:48.904
25	06:33:31.155	B. VISSER	06:34:41.950	B. VISSER	1:10.795	32:02.209	5	18:25:50.388	T. FLOHR	18:27:10.449	T. FLOHR	1:20.061	17:08.965
26	07:10:47.837	B. VISSER	07:11:58.200	B. VISSER	1:10.363	33:12.572	6	19:27:05.978	T. FLOHR	19:28:41.071	T. FLOHR	1:35.093	18:44.058
27	07:47:57.818	B. VISSER	07:49:27.159	T. CALDERON	1:29.341	34:41.913	7	19:44:48.317	T. FLOHR	19:45:38.560	T. FLOHR	50.243	19:34.301
28	08:22:12.166	T. CALDERON	08:23:21.633	T. CALDERON	1:09.467	35:51.380	8	21:04:21.488	T. FLOHR	21:07:56.849	F. CASTELLACCI	3:35.361	23:09.662
29	08:56:03.532	T. CALDERON	08:57:11.536	T. CALDERON	1:08.004	36:59.384	9	22:32:30.810	F. CASTELLACCI	22:34:07.549	F. CASTELLACCI	1:36.739	24:46.401
30	09:30:26.911	T. CALDERON	09:31:53.286	S. FLÖRSCH	1:26.375	38:25.759	10	23:25:39.303	F. CASTELLACCI	23:27:01.705	F. CASTELLACCI	1:22.402	26:08.803
31	10:04:23.535	S. FLÖRSCH	10:05:31.709	S. FLÖRSCH	1:08.174	39:33.933	11	00:18:33.418	F. CASTELLACCI	00:20:07.813	G. FISICHELLA	1:34.395	27:43.198
32	10:37:57.734	S. FLÖRSCH	10:39:06.499	S. FLÖRSCH	1:08.765	40:42.698	12	01:16:47.139	G. FISICHELLA	01:18:09.042	G. FISICHELLA	1:21.903	29:05.101
33	11:11:42.940	S. FLÖRSCH	11:13:14.699	B. VISSER	1:31.759	42:14.457	13	02:09:46.025	G. FISICHELLA	02:11:20.521	G. FISICHELLA	1:34.496	30:39.597
34	11:49:33.531	B. VISSER	11:50:45.151	B. VISSER	1:11.620	43:26.077	14	03:03:06.813	G. FISICHELLA	03:04:31.741	F. CASTELLACCI	1:24.928	32:04.525
35	12:27:21.361	B. VISSER	12:28:31.996	B. VISSER	1:10.635	44:36.712	15	03:56:41.714	F. CASTELLACCI	03:58:43.507	F. CASTELLACCI	2:01.793	34:06.318
36	13:01:16.027	B. VISSER	13:02:41.127	T. CALDERON	1:25.100	46:01.812	16	05:00:06.346	F. CASTELLACCI	05:01:44.702	T. FLOHR	1:38.356	35:44.674
37	13:34:48.981	T. CALDERON	13:35:57.538	T. CALDERON	1:08.557	47:10.369	17	05:58:45.566	T. FLOHR	06:01:28.108	G. FISICHELLA	2:42.542	38:27.216
38	14:13:39.533	T. CALDERON	14:14:32.127	T. CALDERON	52.594	48:02.963	18	06:52:40.460	G. FISICHELLA	06:55:23.653	G. FISICHELLA	2:43.193	41:10.409
<b>51</b>	<b>AF Corse</b> Ferrari 488 GTE Evo LMGTE Pro						19	07:46:29.559	G. FISICHELLA	07:47:47.345	G. FISICHELLA	1:17.786	42:28.195
1	15:21:26.213	J. CALADO	15:22:52.010	J. CALADO	1:25.797	1:25.797	20	08:39:30.628	G. FISICHELLA	08:42:00.393	T. FLOHR	2:29.765	44:57.960
2	16:17:11.595	J. CALADO	16:18:35.562	A. PIER GUIDI	1:23.967	2:49.764	21	09:40:01.325	T. FLOHR	09:43:03.083	T. FLOHR	3:01.758	47:59.718
3	17:12:52.106	A. PIER GUIDI	17:14:12.107	A. PIER GUIDI	1:20.001	4:09.765	22	10:19:29.089	T. FLOHR	10:20:56.456	F. CASTELLACCI	1:27.367	49:27.085
4	18:09:11.260	A. PIER GUIDI	18:10:40.586	D. SERRA	1:29.326	5:39.091	23	11:12:18.706	F. CASTELLACCI	11:13:50.628	F. CASTELLACCI	1:31.922	50:59.007
5	19:05:43.546	D. SERRA	19:07:08.331	D. SERRA	1:24.785	7:03.876	24	11:49:36.871	F. CASTELLACCI	12:00:12.221	F. CASTELLACCI	10:35.350	1:01:34.357
6	20:03:53.204	D. SERRA	20:05:17.398	J. CALADO	1:24.194	8:28.070	25	12:52:24.090	F. CASTELLACCI	12:53:59.128	G. FISICHELLA	1:35.038	1:03:09.395
7	21:45:44.100	J. CALADO	21:47:18.587	A. PIER GUIDI	1:34.487	10:02.557	26	13:53:42.384	G. FISICHELLA	13:57:00.881	G. FISICHELLA	3:18.497	1:06:27.892
8	22:55:30.371	A. PIER GUIDI	22:56:50.540	A. PIER GUIDI	1:20.169	11:22.726							





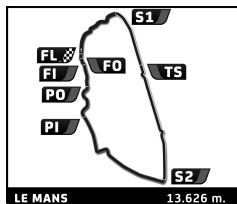
# FIA WEC 88<sup>e</sup> Edition des 24 Heures du Mans Race

## Pit Stop Analysis



Nr.	In Time	In Driver	Out Time	Out Driver	Pit Time	T. Pit Time	Nr.	In Time	In Driver	Out Time	Out Driver	Pit Time	T. Pit Time	
<b>55</b>	<b>Spirit of Race</b> Ferrari 488 GTE Evo LMGTE Am						13	02:13:53.098	F. FRAGA	02:15:13.012	F. FRAGA	1:19.914	58:56.449	
	1	15:14:07.652	M. GRIFFIN	15:15:25.983	M. GRIFFIN	1:18.331	1:18.331	14	03:11:08.643	F. FRAGA	03:12:50.795	J. BLEEKEMOLEN	1:42.152	1:00:38.601
	2	16:11:15.495	M. GRIFFIN	16:12:54.875	A. SCOTT	1:39.380	2:57.711	15	04:15:41.318	J. BLEEKEMOLEN	04:17:05.378	J. BLEEKEMOLEN	1:24.060	1:02:02.661
	3	17:08:53.527	A. SCOTT	17:10:14.941	A. SCOTT	1:21.414	4:19.125	16	05:20:27.056	J. BLEEKEMOLEN	05:23:28.176	J. BLEEKEMOLEN	3:01.120	1:05:03.781
	4	18:07:15.670	A. SCOTT	18:08:54.676	D. CAMERON	1:39.006	5:58.131	17	06:18:46.385	J. BLEEKEMOLEN	06:20:09.358	F. FRAGA	1:22.973	1:06:26.754
	5	19:06:19.576	D. CAMERON	19:07:42.090	D. CAMERON	1:22.514	7:20.645	18	07:09:45.627	F. FRAGA	07:11:21.502	F. FRAGA	1:35.875	1:08:02.629
	6	19:55:42.272	D. CAMERON	20:32:45.684	M. GRIFFIN	37:03.412	44:24.057	19	08:06:50.535	F. FRAGA	08:08:35.223	B. KEATING	1:44.688	1:09:47.317
								20	09:05:58.074	B. KEATING	09:07:37.804	B. KEATING	1:39.730	1:11:27.047
								21	10:08:28.286	B. KEATING	10:09:51.937	B. KEATING	1:23.651	1:12:50.698
								22	10:33:43.292	B. KEATING	10:36:25.458	B. KEATING	2:42.166	1:15:32.864
								23	11:36:37.012	B. KEATING	11:38:17.979	J. BLEEKEMOLEN	1:40.967	1:17:13.831
								24	12:33:34.245	J. BLEEKEMOLEN	12:35:10.062	F. FRAGA	1:35.817	1:18:49.648
								25	13:30:04.576	F. FRAGA	13:31:24.272	F. FRAGA	1:19.696	1:20:09.344
<b>56</b>	<b>Team Project 1</b> Porsche 911 RSR LMGTE Am						<b>60</b>	<b>Iron Lynx</b> Ferrari 488 GTE Evo LMGTE Am						
	1	15:21:55.149	M. CAIROLI	15:23:18.931	M. CAIROLI	1:23.782	1:23.782	1	14:55:29.911	C. SCHIAVONI	14:57:25.937	C. SCHIAVONI	1:56.026	1:56.026
	2	16:18:35.549	M. CAIROLI	16:20:05.038	L. TEN VOORDE	1:29.489	2:53.271	2	15:14:15.051	C. SCHIAVONI	15:14:47.451	C. SCHIAVONI	32.400	2:28.426
	3	17:15:28.687	L. TEN VOORDE	17:17:30.714	L. TEN VOORDE	2:02.027	4:55.298	3	15:52:54.386	C. SCHIAVONI	15:54:40.466	P. RUBERTI	1:46.080	4:14.506
	4	18:13:31.665	L. TEN VOORDE	18:15:11.423	E. PERFETTI	1:39.758	6:35.056	4	16:46:08.367	P. RUBERTI	16:47:29.221	P. RUBERTI	1:20.854	5:35.360
	5	19:11:59.441	E. PERFETTI	19:13:20.404	E. PERFETTI	1:20.963	7:56.019	5	17:43:03.708	P. RUBERTI	17:44:42.430	S. PIANEZZOLA	1:38.772	7:14.082
	6	19:23:05.486	E. PERFETTI	19:24:41.635	E. PERFETTI	1:36.149	9:32.168	6	18:41:52.861	S. PIANEZZOLA	18:43:14.758	S. PIANEZZOLA	1:21.897	8:35.979
	7	19:50:03.693	E. PERFETTI	19:50:36.149	E. PERFETTI	32.456	10:04.624	7	19:40:35.522	S. PIANEZZOLA	19:42:13.704	C. SCHIAVONI	1:38.182	10:14.161
	8	20:14:39.157	E. PERFETTI	20:16:48.704	M. CAIROLI	2:09.547	12:14.171	8	21:03:53.899	C. SCHIAVONI	21:04:57.658	C. SCHIAVONI	1:03.759	11:17.920
	9	21:54:26.721	M. CAIROLI	21:55:57.032	M. CAIROLI	1:30.311	13:44.482	9	21:11:57.078	C. SCHIAVONI	21:15:45.719	P. RUBERTI	3:48.641	15:06.561
	10	22:58:42.763	M. CAIROLI	23:00:18.045	L. TEN VOORDE	1:35.282	15:19.764	10	22:36:28.247	P. RUBERTI	22:37:57.716	P. RUBERTI	1:29.469	16:36.030
	11	23:55:23.731	L. TEN VOORDE	23:56:43.579	L. TEN VOORDE	1:19.848	16:39.612	11	23:33:36.796	P. RUBERTI	23:35:15.631	P. RUBERTI	1:38.835	18:14.865
	12	00:52:25.177	L. TEN VOORDE	00:54:03.766	E. PERFETTI	1:38.589	18:18.201	12	00:30:54.459	P. RUBERTI	00:32:26.312	S. PIANEZZOLA	1:31.853	19:46.718
	13	01:51:23.006	E. PERFETTI	01:52:44.504	E. PERFETTI	1:21.498	19:39.699	13	01:29:49.361	S. PIANEZZOLA	01:31:25.055	S. PIANEZZOLA	1:35.694	21:22.412
	14	02:49:27.009	E. PERFETTI	02:51:04.437	M. CAIROLI	1:37.428	21:17.127	14	01:47:28.861	S. PIANEZZOLA	01:48:36.774	S. PIANEZZOLA	1:07.913	22:30.325
	15	03:46:31.776	M. CAIROLI	03:47:54.931	M. CAIROLI	1:23.155	22:40.282	15	02:45:13.603	S. PIANEZZOLA	02:46:45.429	S. PIANEZZOLA	1:31.826	24:02.151
	16	04:01:04.256	M. CAIROLI	04:03:06.534	M. CAIROLI	2:02.278	24:42.560	16	03:43:52.610	S. PIANEZZOLA	03:45:33.118	P. RUBERTI	1:40.508	25:42.659
	17	05:03:36.068	M. CAIROLI	05:05:23.714	L. TEN VOORDE	1:47.646	26:30.206	17	04:43:49.152	P. RUBERTI	04:46:38.805	P. RUBERTI	2:49.653	28:32.312
	18	06:00:22.016	L. TEN VOORDE	06:01:43.258	L. TEN VOORDE	1:21.242	27:51.448	18	05:42:11.355	P. RUBERTI	05:43:50.090	P. RUBERTI	1:38.735	30:11.047
	19	06:56:47.157	L. TEN VOORDE	06:58:26.004	E. PERFETTI	1:38.847	29:30.295	19	06:39:17.028	P. RUBERTI	06:40:44.809	S. PIANEZZOLA	1:27.781	31:38.828
	20	07:54:27.879	E. PERFETTI	07:55:49.193	E. PERFETTI	1:21.314	30:51.609	20	07:36:59.061	S. PIANEZZOLA	07:38:35.682	S. PIANEZZOLA	1:36.621	33:15.449
	21	08:51:51.075	E. PERFETTI	08:53:21.990	E. PERFETTI	1:30.915	32:22.524	21	08:34:48.618	S. PIANEZZOLA	08:36:35.850	C. SCHIAVONI	1:47.232	35:02.681
	22	09:14:25.915	E. PERFETTI	09:15:34.230	M. CAIROLI	1:08.315	33:30.839	22	09:38:29.447	C. SCHIAVONI	09:39:54.669	C. SCHIAVONI	1:25.222	36:27.903
	23	10:10:45.100	M. CAIROLI	10:12:07.213	M. CAIROLI	1:22.113	34:52.952	23	10:09:28.144	C. SCHIAVONI	10:10:53.130	P. RUBERTI	1:24.986	37:52.889
	24	11:07:04.703	M. CAIROLI	11:08:37.752	L. TEN VOORDE	1:33.049	36:26.001	24	10:54:21.790	P. RUBERTI	10:55:06.203	P. RUBERTI	44.413	38:37.302
	25	12:03:31.458	L. TEN VOORDE	12:04:52.435	L. TEN VOORDE	1:20.977	37:46.978	25	11:06:55.665	P. RUBERTI	11:08:39.628	C. SCHIAVONI	1:43.963	40:21.265
	26	12:48:06.959	L. TEN VOORDE	12:49:38.635	M. CAIROLI	1:31.676	39:18.654	26	12:06:49.288	C. SCHIAVONI	12:08:19.093	S. PIANEZZOLA	1:29.805	41:51.070
	27	13:41:58.427	M. CAIROLI	13:43:23.107	M. CAIROLI	1:24.680	40:43.334	27	13:04:05.648	S. PIANEZZOLA	13:05:26.471	S. PIANEZZOLA	1:20.823	43:11.893
								28	13:43:16.382	S. PIANEZZOLA	13:44:57.384	C. SCHIAVONI	1:41.002	44:52.895
<b>57</b>	<b>Team Project 1</b> Porsche 911 RSR LMGTE Am						<b>61</b>	<b>Luzich Racing</b> Ferrari 488 GTE Evo LMGTE Am						
	1	15:14:10.505	J. BLEEKEMOLEN	15:15:42.749	J. BLEEKEMOLEN	1:32.244	1:32.244	1	15:10:38.299	O. NEGRI JR	15:12:09.994	O. NEGRI JR	1:31.695	1:31.695
	2	16:11:32.649	J. BLEEKEMOLEN	16:13:49.126	J. BLEEKEMOLEN	2:16.477	3:48.721	2	16:08:41.606	O. NEGRI JR	16:10:02.274	O. NEGRI JR	1:20.668	2:52.363
	3	17:09:15.836	J. BLEEKEMOLEN	17:10:50.653	F. FRAGA	1:34.817	5:23.538	3	17:06:04.703	O. NEGRI JR	17:07:41.288	C. LEDOGAR	1:36.585	4:28.948
	4	18:06:59.415	F. FRAGA	18:08:18.947	F. FRAGA	1:19.532	6:43.070	4	17:55:33.930	C. LEDOGAR	17:56:47.584	C. LEDOGAR	1:13.654	5:42.602
	5	18:36:10.342	F. FRAGA	18:55:46.308	B. KEATING	19:35.966	26:19.036	5	18:52:58.438	C. LEDOGAR	18:54:35.167	C. LEDOGAR	1:36.729	7:19.331
	6	19:58:33.934	B. KEATING	19:59:57.129	B. KEATING	1:23.195	27:42.231	6	19:52:02.845	C. LEDOGAR	19:53:47.155	F. PIOVANETTI	1:44.310	9:03.641
	7	21:35:42.777	B. KEATING	21:37:28.475	J. BLEEKEMOLEN	1:45.698	29:27.929	7	21:11:59.889	F. PIOVANETTI	21:15:41.578	F. PIOVANETTI	3:51.689	12:55.330
	8	22:49:25.924	J. BLEEKEMOLEN	22:50:50.345	J. BLEEKEMOLEN	1:24.421	30:52.350							
	9	23:14:44.456	J. BLEEKEMOLEN	23:17:30.780	J. BLEEKEMOLEN	2:46.324	33:38.674							
	10	23:29:25.109	J. BLEEKEMOLEN	23:35:49.005	J. BLEEKEMOLEN	6:23.896	40:02.570							
	11	00:03:56.906	J. BLEEKEMOLEN	00:19:52.721	F. FRAGA	15:55.815	55:58.385							
	12	01:16:46.449	F. FRAGA	01:18:24.599	F. FRAGA	1:38.150	57:36.535							





# FIA WEC

## 88<sup>e</sup> Edition des 24 Heures du Mans

### Race

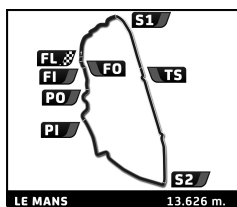
### Pit Stop Analysis



Nr.	In Time	In Driver	Out Time	Out Driver	Pit Time	T. Pit Time	Nr.	In Time	In Driver	Out Time	Out Driver	Pit Time	T. Pit Time
8	22:42:40.938	F. PIOVANETTI	22:44:25.876	O. NEGRI JR	1:44.938	14:40.268	7	21:46:10.844	T. VILANDER	21:47:32.992	T. VILANDER	1:22.148	9:42.097
9	23:40:59.266	O. NEGRI JR	23:42:21.253	O. NEGRI JR	1:21.987	16:02.255	8	22:56:48.181	T. VILANDER	22:58:16.914	J. SEGAL	1:28.733	11:10.830
10	00:38:37.696	O. NEGRI JR	00:40:12.536	C. LEDOGAR	1:34.840	17:37.095	9	23:20:01.008	J. SEGAL	23:28:11.969	J. SEGAL	8:10.961	19:21.791
11	01:32:24.779	C. LEDOGAR	01:33:41.450	C. LEDOGAR	1:16.671	18:53.766	10	00:23:55.511	J. SEGAL	00:25:09.473	J. SEGAL	1:13.962	20:35.753
12	02:25:23.382	C. LEDOGAR	02:27:08.366	C. LEDOGAR	1:44.984	20:38.750	11	01:22:00.449	J. SEGAL	01:23:44.871	C. MACNEIL	1:44.422	22:20.175
13	03:22:48.804	C. LEDOGAR	03:24:16.438	C. LEDOGAR	1:27.634	22:06.384	12	02:20:20.691	C. MACNEIL	02:21:34.662	C. MACNEIL	1:13.971	23:34.146
14	03:55:41.434	C. LEDOGAR	03:57:09.906	F. PIOVANETTI	1:28.472	23:34.856	13	03:17:46.471	C. MACNEIL	03:19:15.785	T. VILANDER	1:29.314	25:03.460
15	05:05:03.515	F. PIOVANETTI	05:06:29.057	F. PIOVANETTI	1:25.542	25:00.398	<b>66</b> <b>JMW Motorsport</b> Ferrari 488 GTE Evo <span style="float:right">LMGTE Am</span>						
16	06:04:28.050	F. PIOVANETTI	06:06:12.047	O. NEGRI JR	1:43.997	26:44.395	1	15:18:46.468	J. MAGNUSSEN	15:20:06.754	J. MAGNUSSEN	1:20.286	1:20.286
17	07:02:20.031	O. NEGRI JR	07:05:28.368	O. NEGRI JR	3:08.337	29:52.732	2	16:15:56.245	J. MAGNUSSEN	16:17:36.690	R. HEISTAND	1:40.445	3:00.731
18	07:53:26.300	O. NEGRI JR	07:54:55.342	C. LEDOGAR	1:29.042	31:21.774	3	17:13:31.193	R. HEISTAND	17:14:55.309	R. HEISTAND	1:24.116	4:24.847
19	08:49:54.777	C. LEDOGAR	08:51:14.252	C. LEDOGAR	1:19.475	32:41.249	4	18:12:03.190	R. HEISTAND	18:14:36.265	M. ROOT	2:33.075	6:57.922
20	09:47:50.200	C. LEDOGAR	09:49:30.218	F. PIOVANETTI	1:40.018	34:21.267	5	19:11:51.752	M. ROOT	19:14:12.728	M. ROOT	2:20.976	9:18.898
21	10:47:03.554	F. PIOVANETTI	10:48:30.457	F. PIOVANETTI	1:26.903	35:48.170	6	20:13:10.638	M. ROOT	20:14:48.837	J. MAGNUSSEN	1:38.199	10:57.097
22	11:37:49.454	F. PIOVANETTI	11:39:19.754	O. NEGRI JR	1:30.300	37:18.470	7	21:54:42.639	J. MAGNUSSEN	21:56:15.256	J. MAGNUSSEN	1:32.617	12:29.714
23	12:35:08.488	O. NEGRI JR	12:36:43.952	C. LEDOGAR	1:35.464	38:53.934	8	22:59:13.844	J. MAGNUSSEN	23:00:59.022	R. HEISTAND	1:45.178	14:14.892
24	13:27:49.409	C. LEDOGAR	13:29:23.262	C. LEDOGAR	1:33.853	40:27.787	9	23:56:53.690	R. HEISTAND	23:58:14.872	R. HEISTAND	1:21.182	15:36.074
<b>62</b> <b>Red River Sport</b> Ferrari 488 GTE Evo <span style="float:right">LMGTE Am</span>						10	00:53:58.079	R. HEISTAND	00:55:35.549	M. ROOT	1:37.470	17:13.544	
1	15:24:56.480	B. GRIMES	15:26:35.107	C. HOLLINGS	1:38.627	1:38.627	11	01:52:53.432	M. ROOT	01:54:15.206	M. ROOT	1:21.774	18:35.318
2	16:23:32.589	C. HOLLINGS	16:24:55.311	C. HOLLINGS	1:22.722	3:01.349	12	02:50:49.146	M. ROOT	02:52:24.328	J. MAGNUSSEN	1:41.182	20:16.500
3	17:21:35.098	C. HOLLINGS	17:23:08.047	J. MOWLEM	1:32.949	4:34.298	13	03:48:41.763	J. MAGNUSSEN	03:50:01.606	J. MAGNUSSEN	1:19.843	21:36.343
4	18:16:33.941	J. MOWLEM	18:18:20.738	J. MOWLEM	1:46.797	6:21.095	14	04:52:18.871	J. MAGNUSSEN	04:53:55.248	R. HEISTAND	1:36.377	23:12.720
5	19:11:36.522	J. MOWLEM	19:13:09.056	B. GRIMES	1:32.534	7:53.629	15	05:49:40.103	R. HEISTAND	05:51:07.510	R. HEISTAND	1:27.407	24:40.127
6	20:13:37.972	B. GRIMES	20:15:51.724	B. GRIMES	2:13.752	10:07.381	16	06:46:44.496	R. HEISTAND	06:48:21.938	M. ROOT	1:37.442	26:17.569
7	21:51:48.887	B. GRIMES	21:53:35.324	C. HOLLINGS	1:46.437	11:53.818	17	07:44:28.527	M. ROOT	07:48:42.187	M. ROOT	4:13.660	30:31.229
8	22:59:49.480	C. HOLLINGS	23:01:19.901	C. HOLLINGS	1:30.421	13:24.239	18	08:49:32.426	M. ROOT	08:51:15.305	J. MAGNUSSEN	1:42.879	32:14.108
9	23:54:09.374	C. HOLLINGS	23:55:28.427	C. HOLLINGS	1:19.053	14:43.292	19	09:47:51.606	J. MAGNUSSEN	09:49:11.551	J. MAGNUSSEN	1:19.945	33:34.053
10	00:36:32.850	C. HOLLINGS	00:37:57.763	J. MOWLEM	1:24.913	16:08.205	20	10:44:27.288	J. MAGNUSSEN	10:46:04.795	R. HEISTAND	1:37.507	35:11.560
11	01:31:10.097	J. MOWLEM	01:32:28.602	J. MOWLEM	1:18.505	17:26.710	21	11:41:33.064	R. HEISTAND	11:42:53.756	R. HEISTAND	1:20.692	36:32.252
12	02:25:11.845	J. MOWLEM	02:26:36.661	J. MOWLEM	1:24.816	18:51.526	22	12:38:41.188	R. HEISTAND	12:40:20.021	M. ROOT	1:38.833	38:11.085
13	02:46:51.923	J. MOWLEM	02:48:08.716	J. MOWLEM	1:16.793	20:08.319	23	13:42:32.031	M. ROOT	13:43:52.914	J. MAGNUSSEN	1:20.883	39:31.968
14	03:33:30.539	J. MOWLEM	03:36:01.991	C. HOLLINGS	2:31.452	22:39.771	<b>70</b> <b>MR Racing</b> Ferrari 488 GTE Evo <span style="float:right">LMGTE Am</span>						
15	04:39:15.847	C. HOLLINGS	04:50:12.343	C. HOLLINGS	10:56.496	33:36.267	1	14:46:57.287	K. COZZOLINO	15:14:23.035	K. COZZOLINO	27:25.748	27:25.748
16	05:31:14.407	C. HOLLINGS	05:32:49.991	C. HOLLINGS	1:35.584	35:11.851	2	16:05:57.943	K. COZZOLINO	16:07:17.717	K. COZZOLINO	1:19.774	28:45.522
17	06:25:40.971	C. HOLLINGS	06:27:13.303	B. GRIMES	1:32.332	36:44.183	3	16:58:47.897	K. COZZOLINO	17:00:24.428	T. KIMURA	1:36.531	30:22.053
18	07:25:21.119	B. GRIMES	07:26:51.659	B. GRIMES	1:30.540	38:14.723	4	17:53:50.519	T. KIMURA	17:55:12.737	T. KIMURA	1:22.218	31:44.271
19	08:21:28.864	B. GRIMES	08:23:08.807	J. MOWLEM	1:39.943	39:54.666	5	18:48:48.912	T. KIMURA	18:50:29.478	V. ABRIL	1:40.566	33:24.837
20	09:12:07.037	J. MOWLEM	09:13:32.045	J. MOWLEM	1:25.008	41:19.674	6	19:43:31.232	V. ABRIL	19:44:49.061	V. ABRIL	1:17.829	34:42.666
21	10:06:14.591	J. MOWLEM	10:07:47.721	C. HOLLINGS	1:33.130	42:52.804	7	20:55:09.880	V. ABRIL	20:56:42.793	K. COZZOLINO	1:32.913	36:15.579
22	11:00:08.658	C. HOLLINGS	11:01:41.180	B. GRIMES	1:32.522	44:25.326	8	21:29:59.777	K. COZZOLINO	21:33:01.106	T. KIMURA	3:01.329	39:16.908
23	11:59:22.846	B. GRIMES	12:00:57.179	J. MOWLEM	1:34.333	45:59.659	9	22:43:50.710	T. KIMURA	22:45:26.955	T. KIMURA	1:36.245	40:53.153
24	12:53:10.405	J. MOWLEM	12:54:43.898	J. MOWLEM	1:33.493	47:33.152	10	23:38:08.571	T. KIMURA	23:39:58.374	T. KIMURA	1:49.803	42:42.956
25	13:46:47.513	J. MOWLEM	13:48:22.895	B. GRIMES	1:35.382	49:08.534	11	00:32:49.456	T. KIMURA	00:34:46.561	K. COZZOLINO	1:57.105	44:40.061
<b>63</b> <b>WeatherTech Racing</b> Ferrari 488 GTE Evo <span style="float:right">LMGTE Pro</span>						12	01:26:54.306	K. COZZOLINO	01:28:12.522	K. COZZOLINO	1:18.216	45:58.277	
1	15:21:35.352	T. VILANDER	15:23:05.962	T. VILANDER	1:30.610	1:30.610	13	01:48:20.661	K. COZZOLINO	02:02:17.733	K. COZZOLINO	13:57.072	59:55.349
2	16:17:42.424	T. VILANDER	16:19:08.989	J. SEGAL	1:26.565	2:57.175	14	02:53:41.016	K. COZZOLINO	02:55:33.194	K. COZZOLINO	1:52.178	1:01:47.527
3	17:14:00.615	J. SEGAL	17:15:16.045	J. SEGAL	1:15.430	4:12.605	15	03:47:34.390	K. COZZOLINO	03:49:11.121	K. COZZOLINO	1:36.731	1:03:24.258
4	18:11:19.997	J. SEGAL	18:12:46.521	C. MACNEIL	1:26.524	5:39.129	<b>71</b> <b>AF Corse</b> Ferrari 488 GTE Evo <span style="float:right">LMGTE Pro</span>						
5	19:08:42.503	C. MACNEIL	19:09:55.416	C. MACNEIL	1:12.913	6:52.042	1	15:18:46.468	J. MAGNUSSEN	15:20:06.754	J. MAGNUSSEN	1:20.286	1:20.286
6	20:08:06.796	C. MACNEIL	20:09:34.703	T. VILANDER	1:27.907	8:19.949	2	16:15:56.245	J. MAGNUSSEN	16:17:36.690	R. HEISTAND	1:40.445	3:00.731







# FIA WEC

## 88<sup>e</sup> Edition des 24 Heures du Mans

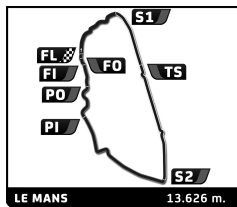
### Race

### Pit Stop Analysis



Nr.	In Time	In Driver	Out Time	Out Driver	Pit Time	T. Pit Time	Nr.	In Time	In Driver	Out Time	Out Driver	Pit Time	T. Pit Time
1	15:13:14.995	D. RIGON	15:14:36.793	M. MOLINA	1:21.798	1:21.798	5	18:51:45.480	R. MASTRONARDI	18:53:10.670	R. MASTRONARDI	1:25.190	7:16.138
2	16:09:15.824	M. MOLINA	16:10:35.275	M. MOLINA	1:19.451	2:41.249	6	19:51:54.856	R. MASTRONARDI	19:53:33.014	A. PICCINI	1:38.158	8:54.296
3	17:05:03.658	M. MOLINA	17:06:27.123	S. BIRD	1:23.465	4:04.714	7	21:07:21.195	A. PICCINI	21:10:23.062	A. PICCINI	3:01.867	11:56.163
4	18:01:24.922	S. BIRD	18:02:45.734	S. BIRD	1:20.812	5:25.526	8	22:09:26.261	A. PICCINI	22:32:23.607	M. CRESSONI	22:57.346	34:53.509
5	18:57:48.420	S. BIRD	18:59:14.530	D. RIGON	1:26.110	6:51.636	9	23:27:51.321	M. CRESSONI	23:29:12.664	M. CRESSONI	1:21.343	36:14.852
6	19:56:04.183	D. RIGON	19:57:16.533	D. RIGON	1:12.350	8:03.986	10	00:24:30.985	M. CRESSONI	00:26:36.492	R. MASTRONARDI	2:05.507	38:20.359
7	21:30:12.299	D. RIGON	21:33:01.752	M. MOLINA	2:49.453	10:53.439	11	01:23:36.395	R. MASTRONARDI	01:25:05.660	R. MASTRONARDI	1:29.265	39:49.624
8	22:45:06.218	M. MOLINA	22:46:26.234	M. MOLINA	1:20.016	12:13.455	12	02:11:52.759	R. MASTRONARDI	02:16:49.605	A. PICCINI	4:56.846	44:46.470
9	23:41:09.562	M. MOLINA	23:42:33.237	S. BIRD	1:23.675	13:37.130	13	03:12:55.304	A. PICCINI	03:14:18.338	A. PICCINI	1:23.034	46:09.504
10	00:37:27.970	S. BIRD	00:38:40.216	S. BIRD	1:12.246	14:49.376	14	03:58:59.744	A. PICCINI	04:00:33.682	M. CRESSONI	1:33.938	47:43.442
11	01:26:04.920	S. BIRD	01:37:04.769	D. RIGON	10:59.849	25:49.225	15	05:01:25.134	M. CRESSONI	05:02:47.134	M. CRESSONI	1:22.000	49:05.442
12	02:32:32.087	D. RIGON	02:33:44.331	D. RIGON	1:12.244	27:01.469	16	05:58:09.999	M. CRESSONI	05:59:50.274	R. MASTRONARDI	1:40.275	50:45.717
13	03:29:17.386	D. RIGON	03:30:57.528	M. MOLINA	1:40.142	28:41.611	<b>77 Dempsey - Proton Racing</b>						
14	04:28:28.595	M. MOLINA	04:29:40.459	M. MOLINA	1:11.864	29:53.475	Porsche 911 RSR LMGTE Am						
15	05:27:56.265	M. MOLINA	05:29:21.159	S. BIRD	1:24.894	31:18.369	1	15:14:59.629	C. RIED	15:16:18.243	C. RIED	1:18.614	1:18.614
16	06:19:49.652	S. BIRD	06:20:59.411	S. BIRD	1:09.759	32:28.128	2	16:13:18.228	C. RIED	16:14:54.222	R. PERA	1:35.994	2:54.608
17	07:15:33.123	S. BIRD	07:16:58.874	D. RIGON	1:25.751	33:53.879	3	17:10:28.903	R. PERA	17:12:02.740	C. RIED	1:33.837	4:28.445
18	08:11:56.657	D. RIGON	08:13:13.233	D. RIGON	1:16.576	35:10.455	4	17:52:18.769	C. RIED	17:53:28.057	C. RIED	1:09.288	5:37.733
19	09:08:18.225	D. RIGON	09:09:42.953	M. MOLINA	1:24.728	36:35.183	5	18:51:05.810	C. RIED	18:52:46.534	M. CAMPBELL	1:40.724	7:18.457
20	10:04:44.446	M. MOLINA	10:05:55.899	M. MOLINA	1:11.453	37:46.636	6	19:50:32.174	M. CAMPBELL	19:51:52.522	M. CAMPBELL	1:20.348	8:38.805
21	11:00:30.625	M. MOLINA	11:01:54.652	S. BIRD	1:24.027	39:10.663	7	21:11:50.628	M. CAMPBELL	21:15:44.706	C. RIED	3:54.078	12:32.883
22	11:56:17.414	S. BIRD	11:57:38.157	S. BIRD	1:20.743	40:31.406	8	22:08:17.849	C. RIED	22:09:35.929	R. PERA	1:18.080	13:50.963
23	12:51:59.489	S. BIRD	12:53:25.469	D. RIGON	1:25.980	41:57.386	9	23:09:14.235	R. PERA	23:10:47.021	R. PERA	1:32.786	15:23.749
24	13:53:22.463	D. RIGON	13:56:59.579	D. RIGON	3:37.116	45:34.502	10	00:06:19.536	R. PERA	00:07:53.019	M. CAMPBELL	1:33.483	16:57.232
<b>72 Hub Auto Racing</b>							<b>77</b>						
Ferrari 488 GTE Evo LMGTE Am							Porsche 911 RSR LMGTE Am						
1	15:22:28.013	M. GOMES	15:23:55.640	M. GOMES	1:27.627	1:27.627	11	01:03:19.382	M. CAMPBELL	01:04:39.979	M. CAMPBELL	1:20.597	18:17.829
2	16:19:26.162	M. GOMES	16:21:10.686	T. BLOMQVIST	1:44.524	3:12.151	12	02:00:46.215	M. CAMPBELL	02:02:18.868	M. CAMPBELL	1:32.653	19:50.482
3	17:16:27.167	T. BLOMQVIST	17:17:54.340	T. BLOMQVIST	1:27.173	4:39.324	13	02:58:00.871	M. CAMPBELL	02:59:22.431	R. PERA	1:21.560	21:12.042
4	17:37:38.088	T. BLOMQVIST	17:38:40.263	T. BLOMQVIST	1:02.175	5:41.499	14	03:55:21.781	R. PERA	03:56:55.662	R. PERA	1:33.881	22:45.923
5	18:34:51.727	T. BLOMQVIST	18:36:46.685	T. BLOMQVIST	1:54.958	7:36.457	15	04:59:17.323	R. PERA	05:00:43.561	R. PERA	1:26.238	24:12.161
6	19:34:46.435	T. BLOMQVIST	19:36:29.176	M. CHEN	1:42.741	9:19.198	16	05:55:49.903	R. PERA	05:57:24.791	M. CAMPBELL	1:34.888	25:47.049
7	20:59:04.133	M. CHEN	21:00:34.852	M. CHEN	1:30.719	10:49.917	17	06:52:15.121	M. CAMPBELL	06:53:41.757	M. CAMPBELL	1:26.636	27:13.685
8	22:45:43.114	M. CHEN	22:47:47.582	M. GOMES	2:04.468	12:54.385	18	07:48:43.130	M. CAMPBELL	07:50:18.617	C. RIED	1:35.487	28:49.172
9	23:47:27.531	M. GOMES	23:48:54.879	M. GOMES	1:27.348	14:21.733	19	08:46:52.179	C. RIED	08:48:13.400	C. RIED	1:21.221	30:10.393
10	00:44:52.456	M. GOMES	00:46:35.545	T. BLOMQVIST	1:43.089	16:04.822	20	09:08:47.742	C. RIED	09:09:41.361	C. RIED	53.619	31:04.012
11	01:42:39.107	T. BLOMQVIST	01:44:03.880	T. BLOMQVIST	1:24.773	17:29.595	21	09:50:44.878	C. RIED	09:52:12.128	R. PERA	1:27.250	32:31.262
12	02:40:00.486	T. BLOMQVIST	02:41:44.670	T. BLOMQVIST	1:44.184	19:13.779	22	10:47:16.182	R. PERA	10:48:36.484	R. PERA	1:20.302	33:51.564
13	03:37:30.909	T. BLOMQVIST	03:38:58.830	M. GOMES	1:27.921	20:41.700	23	11:43:58.235	R. PERA	11:45:32.281	M. CAMPBELL	1:34.046	35:25.610
14	04:40:07.158	M. GOMES	04:41:48.947	M. GOMES	1:41.789	22:23.489	24	12:40:27.037	M. CAMPBELL	12:41:46.566	M. CAMPBELL	1:19.529	36:45.139
15	04:58:53.159	M. GOMES	04:59:25.463	M. GOMES	32.304	22:55.793	25	13:36:49.032	M. CAMPBELL	13:38:20.887	M. CAMPBELL	1:31.855	38:16.994
16	05:38:45.226	M. GOMES	05:41:30.191	M. GOMES	2:44.965	25:40.758	<b>78 Proton Competition</b>						
17	06:36:50.344	M. GOMES	06:38:35.289	M. CHEN	1:44.945	27:25.703	Porsche 911 RSR LMGTE Am						
18	07:44:10.876	M. CHEN	07:45:45.910	M. CHEN	1:35.034	29:00.737	1	15:14:15.697	M. BERETTA	15:15:39.616	M. BERETTA	1:23.919	1:23.919
19	08:50:36.089	M. CHEN	08:53:08.528	M. CHEN	2:32.439	31:33.176	2	16:11:44.407	M. BERETTA	16:14:12.873	H. FELBERMAYR	2:28.466	3:52.385
20	09:49:02.655	M. CHEN	09:51:42.197	M. GOMES	2:39.542	34:12.718	3	17:11:25.073	H. FELBERMAYR	17:12:49.140	H. FELBERMAYR	1:24.067	5:16.452
<b>75 Iron Lynx</b>							<b>78</b>						
Ferrari 488 GTE Evo LMGTE Am							Porsche 911 RSR LMGTE Am						
1	15:14:11.576	A. PICCINI	15:15:31.030	A. PICCINI	1:19.454	1:19.454	4	18:10:14.230	H. FELBERMAYR	18:12:06.719	M. VAN DER BRUG	1:52.489	7:08.941
2	16:11:30.782	A. PICCINI	16:13:08.434	M. CRESSONI	1:37.652	2:57.106	5	19:08:53.892	M. VAN DER BRUG	19:10:17.922	M. VAN DER BRUG	1:24.030	8:32.971
3	17:08:39.294	M. CRESSONI	17:10:01.514	M. CRESSONI	1:22.220	4:19.326	6	20:08:33.065	M. VAN DER BRUG	20:10:10.142	M. BERETTA	1:37.077	10:10.048
4	17:53:42.583	M. CRESSONI	17:55:14.205	R. MASTRONARDI	1:31.622	5:50.948	7	21:26:55.441	M. BERETTA	21:30:58.962	H. FELBERMAYR	4:03.521	14:13.569
							8	22:50:03.114	H. FELBERMAYR	22:51:33.847	H. FELBERMAYR	1:30.733	15:44.302
							9	23:48:46.690	H. FELBERMAYR	23:50:26.640	M. VAN DER BRUG	1:39.950	17:24.252
							10	00:46:12.742	M. VAN DER BRUG	00:47:34.745	M. VAN DER BRUG	1:22.003	18:46.255
							11	01:44:28.194	M. VAN DER BRUG	01:46:11.898	M. BERETTA	1:43.704	20:29.959





# FIA WEC

## 88<sup>e</sup> Edition des 24 Heures du Mans Race

### Pit Stop Analysis



Nr.	In Time	In Driver	Out Time	Out Driver	Pit Time	T. Pit Time	Nr.	In Time	In Driver	Out Time	Out Driver	Pit Time	T. Pit Time
12	02:42:08.732	M. BERETTA	02:43:31.957	M. BERETTA	1:23.225	21:53.184	9	22:46:45.431	N. NIELSEN	22:48:07.855	N. NIELSEN	1:22.424	13:10.569
13	02:47:43.807	M. BERETTA	02:54:50.269	H. FELBERMAYR	7:06.462	28:59.646	10	23:43:09.999	N. NIELSEN	23:44:42.820	N. NIELSEN	1:32.821	14:43.390
14	03:08:00.043	H. FELBERMAYR	03:10:51.666	H. FELBERMAYR	2:51.623	31:51.269	11	00:27:55.798	N. NIELSEN	00:29:07.766	E. COLLARD	1:11.968	15:55.358
15	04:06:49.561	H. FELBERMAYR	04:08:27.886	M. BERETTA	1:38.325	33:29.594	12	01:26:05.737	E. COLLARD	01:27:40.149	E. COLLARD	1:34.412	17:29.770
16	05:08:31.799	M. BERETTA	05:10:45.068	M. BERETTA	2:13.269	35:42.863	13	02:19:57.721	E. COLLARD	02:21:15.901	E. COLLARD	1:18.180	18:47.950
17	05:14:59.193	M. BERETTA	05:17:08.002	M. BERETTA	2:08.809	37:51.672	14	03:17:20.471	E. COLLARD	03:18:54.192	F. PERRODC	1:33.721	20:21.671
18	06:12:49.239	M. BERETTA	06:14:19.043	M. BERETTA	1:29.804	39:21.476	15	04:18:08.245	F. PERRODC	04:19:37.346	F. PERRODC	1:29.101	21:50.772
19	07:05:57.909	M. BERETTA	07:07:33.872	M. VAN COILLIE (INTERDEAL)	1:35.963	40:57.439	16	05:20:25.218	F. PERRODC	05:21:59.869	N. NIELSEN	1:34.651	23:25.423
20	08:03:58.580	M. VAN COILLIE (INTERDEAL)	08:05:20.947	M. VAN COILLIE (INTERDEAL)	1:22.367	42:19.806	17	06:17:02.594	N. NIELSEN	06:18:22.049	N. NIELSEN	1:19.455	24:44.878
21	09:02:12.725	M. VAN COILLIE (INTERDEAL)	09:03:56.684	H. FELBERMAYR	1:43.959	44:03.765	18	07:13:26.372	N. NIELSEN	07:15:00.451	E. COLLARD	1:34.079	26:18.957
22	10:01:11.202	H. FELBERMAYR	10:03:08.648	H. FELBERMAYR	1:57.446	46:01.211	19	08:10:41.140	E. COLLARD	08:12:02.071	E. COLLARD	1:20.931	27:39.888
23	10:59:38.007	H. FELBERMAYR	11:01:19.221	M. BERETTA	1:41.214	47:42.425	20	09:07:50.589	E. COLLARD	09:09:28.037	F. PERRODC	1:37.448	29:17.336
24	11:56:54.947	M. BERETTA	11:58:40.052	M. BERETTA	1:45.105	49:27.530	21	10:06:08.606	F. PERRODC	10:07:28.687	F. PERRODC	1:20.081	30:37.417
25	12:54:10.036	M. BERETTA	12:55:48.985	M. VAN COILLIE (INTERDEAL)	1:38.949	51:06.479	22	10:55:24.826	F. PERRODC	10:56:55.547	N. NIELSEN	1:30.721	32:08.138
26	13:46:48.706	M. VAN COILLIE (INTERDEAL)	13:48:17.733	H. FELBERMAYR	1:29.027	52:35.506	23	11:52:01.266	N. NIELSEN	11:53:21.131	N. NIELSEN	1:19.865	33:28.003
							24	12:48:16.677	N. NIELSEN	12:49:59.502	N. NIELSEN	1:42.825	35:10.828
							25	13:36:59.553	N. NIELSEN	13:38:22.055	N. NIELSEN	1:22.502	36:33.330

### 82 Risi Competizione

Ferrari 488 GTE Evo LMGTE Pro

1	15:17:51.534	S. BOURDAIS	15:19:04.705	S. BOURDAIS	1:13.171	1:13.171
2	16:13:52.796	S. BOURDAIS	16:15:24.838	O. PLA	1:32.042	2:45.213
3	17:10:04.678	O. PLA	17:11:17.022	O. PLA	1:12.344	3:57.557
4	18:07:19.234	O. PLA	18:08:49.269	J. GOUNON	1:30.035	5:27.592
5	19:04:18.475	J. GOUNON	19:05:30.179	J. GOUNON	1:11.704	6:39.296
6	20:02:38.312	J. GOUNON	20:04:11.142	S. BOURDAIS	1:32.830	8:12.126
7	21:35:25.765	S. BOURDAIS	21:36:59.601	S. BOURDAIS	1:33.836	9:45.962
8	22:47:47.286	S. BOURDAIS	22:49:02.035	S. BOURDAIS	1:14.749	11:00.711
9	23:43:27.451	S. BOURDAIS	23:44:58.220	O. PLA	1:30.769	12:31.480
10	00:40:07.397	O. PLA	00:41:20.651	O. PLA	1:13.254	13:44.734
11	01:37:33.012	O. PLA	01:39:03.358	J. GOUNON	1:30.346	15:15.080
12	02:33:52.101	J. GOUNON	02:35:05.553	J. GOUNON	1:13.452	16:28.532
13	03:30:35.504	J. GOUNON	03:32:06.455	S. BOURDAIS	1:30.951	17:59.483
14	03:36:22.711	S. BOURDAIS	03:46:01.815	S. BOURDAIS	9:39.104	27:38.587
15	03:59:20.285	S. BOURDAIS	04:00:13.680	S. BOURDAIS	53.395	28:31.982
16	05:00:09.736	S. BOURDAIS	05:01:42.342	S. BOURDAIS	1:32.606	30:04.588
17	05:56:14.926	S. BOURDAIS	05:57:50.504	O. PLA	1:35.578	31:40.166
18	06:52:18.613	O. PLA	06:53:30.098	O. PLA	1:11.485	32:51.651
19	07:48:15.022	O. PLA	07:53:29.436	J. GOUNON	5:14.414	38:06.065
20	08:48:08.536	J. GOUNON	08:49:22.708	J. GOUNON	1:14.172	39:20.237
21	09:46:02.637	J. GOUNON	09:49:54.698	J. GOUNON	3:52.061	43:12.298
22	10:40:14.616	J. GOUNON	10:42:35.605	S. BOURDAIS	2:20.989	45:33.287
23	11:33:10.163	S. BOURDAIS	11:34:20.467	S. BOURDAIS	1:10.304	46:43.591
24	12:29:06.969	S. BOURDAIS	12:30:36.325	O. PLA	1:29.356	48:12.947
25	13:25:13.705	O. PLA	13:26:25.639	O. PLA	1:11.934	49:24.881

### 83 AF Corse

Ferrari 488 GTE Evo LMGTE Am

1	15:18:16.362	N. NIELSEN	15:19:58.775	N. NIELSEN	1:42.413	1:42.413
2	15:23:54.151	N. NIELSEN	15:24:40.723	N. NIELSEN	46.572	2:28.985
3	16:15:52.608	N. NIELSEN	16:17:27.296	N. NIELSEN	1:34.688	4:03.673
4	17:12:26.510	N. NIELSEN	17:13:57.381	E. COLLARD	1:30.871	5:34.544
5	17:53:35.830	E. COLLARD	17:54:57.786	E. COLLARD	1:21.956	6:56.500
6	18:51:10.645	E. COLLARD	18:52:40.008	F. PERRODO	1:29.363	8:25.863
7	19:56:20.273	F. PERRODO	19:58:00.157	F. PERRODO	1:39.884	10:05.747
8	21:33:43.354	F. PERRODO	21:35:25.752	N. NIELSEN	1:42.398	11:48.145

### 85 Iron Lynx

Ferrari 488 GTE Evo LMGTE Am

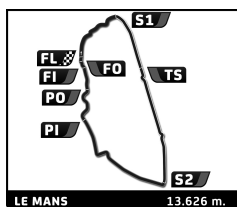
1	15:16:28.451	M. GOSTNER	15:17:50.264	M. GOSTNER	1:21.813	1:21.813
2	16:15:28.978	M. GOSTNER	16:17:08.929	R. FREY	1:39.951	3:01.764
3	17:12:48.550	R. FREY	17:14:09.939	R. FREY	1:21.389	4:23.153
4	17:54:07.724	R. FREY	17:55:35.787	M. GOSTNER	1:28.063	5:51.216
5	18:54:08.188	M. GOSTNER	18:55:30.823	M. GOSTNER	1:22.635	7:13.851
6	19:45:55.370	M. GOSTNER	19:47:27.789	M. GATTING	1:32.419	8:46.270
7	20:22:34.483	M. GATTING	20:25:11.872	M. GATTING	2:37.389	11:23.659
8	21:32:34.304	M. GATTING	21:34:03.339	M. GATTING	1:29.035	12:52.694
9	22:47:23.685	M. GATTING	22:48:47.124	R. FREY	1:23.439	14:16.133
10	23:44:58.719	R. FREY	23:46:36.764	R. FREY	1:38.045	15:54.178
11	00:42:14.601	R. FREY	00:43:39.276	R. FREY	1:24.675	17:18.853
12	01:40:26.365	R. FREY	01:42:13.064	M. GATTING	1:46.699	19:05.552
13	02:38:37.015	M. GATTING	02:39:57.224	M. GATTING	1:20.209	20:25.761
14	03:36:46.052	M. GATTING	03:38:26.187	M. GATTING	1:40.135	22:05.896
15	03:59:54.068	M. GATTING	04:01:50.909	M. GATTING	1:56.845	24:02.741
16	05:04:09.604	M. GATTING	05:05:48.654	R. FREY	1:39.046	25:41.787
17	06:01:23.900	R. FREY	06:02:44.694	R. FREY	1:20.794	27:02.581
18	06:58:32.148	R. FREY	07:00:11.128	R. FREY	1:38.980	28:41.561
19	07:51:51.714	R. FREY	07:53:33.195	M. GOSTNER	1:41.481	30:23.042
20	08:39:01.566	M. GOSTNER	08:40:26.101	M. GOSTNER	1:24.535	31:47.577
21	09:10:09.195	M. GOSTNER	09:11:23.118	M. GOSTNER	1:13.923	33:01.500
22	10:09:05.854	M. GOSTNER	10:10:46.244	M. GATTING	1:40.390	34:41.890
23	11:06:24.127	M. GATTING	11:07:45.313	M. GATTING	1:21.186	36:03.076
24	12:03:50.599	M. GATTING	12:05:46.085	R. FREY	1:55.486	37:58.562
25	13:01:11.351	R. FREY	13:02:31.399	R. FREY	1:20.048	39:18.610
26	13:56:27.333	R. FREY	13:59:37.324	M. GOSTNER	3:09.991	42:28.601

### 86 Gulf Racing

Porsche 911 RSR LMGTE Am

1	15:22:07.384	B. BARKER	15:23:49.304	M. WAINWRIGHT	1:41.920	1:41.920
2	16:20:51.128	M. WAINWRIGHT	16:22:12.006	M. WAINWRIGHT	1:20.878	3:02.798
3	17:19:20.816	M. WAINWRIGHT	17:20:58.137	B. BARKER	1:37.321	4:40.119
4	18:16:56.343	B. BARKER	18:18:16.233	B. BARKER	1:19.890	6:00.009
5	18:50:24.250	B. BARKER	18:52:00.997	B. BARKER	1:36.747	7:36.756





# FIA WEC

## 88<sup>e</sup> Edition des 24 Heures du Mans

### Race

### Pit Stop Analysis



Nr.	In Time	In Driver	Out Time	Out Driver	Pit Time	T. Pit Time	Nr.	In Time	In Driver	Out Time	Out Driver	Pit Time	T. Pit Time
6	19:16:05.635	B. BARKER	19:17:40.937	M. WAINWRIGHT	1:35.302	9:12.058	4	18:30:07.341	J. PIGUET	18:31:45.617	A. LASKARATOS	1:38.276	6:33.549
7	20:16:58.154	M. WAINWRIGHT	20:20:48.001	M. WAINWRIGHT	3:49.847	13:01.905	5	19:31:02.300	A. LASKARATOS	19:32:25.996	A. LASKARATOS	1:23.696	7:57.245
8	21:19:32.013	M. WAINWRIGHT	21:23:29.192	A. WATSON	3:57.179	16:59.084	6	20:20:07.685	A. LASKARATOS	20:23:05.156	S. BROOKS	2:57.471	10:54.716
9	22:40:22.929	A. WATSON	22:41:47.155	A. WATSON	1:24.226	18:23.310	7	22:08:29.876	S. BROOKS	22:10:45.097	J. PIGUET	2:15.221	13:09.937
10	23:37:25.861	A. WATSON	23:39:02.914	B. BARKER	1:37.053	20:00.363	8	22:48:07.454	J. PIGUET	22:49:17.020	J. PIGUET	1:09.566	14:19.503
11	00:34:09.999	B. BARKER	00:35:30.810	B. BARKER	1:20.811	21:21.174	9	23:46:07.090	J. PIGUET	23:47:42.886	A. LASKARATOS	1:35.796	15:55.299
12	01:31:49.255	B. BARKER	01:33:24.576	A. WATSON	1:35.321	22:56.495	10	00:44:28.351	A. LASKARATOS	00:46:00.143	A. LASKARATOS	1:31.792	17:27.091
13	02:29:13.705	A. WATSON	02:30:34.260	A. WATSON	1:20.555	24:17.050	11	01:09:11.195	A. LASKARATOS	01:24:23.404	J. PIGUET	15:12.209	32:39.300
14	03:18:54.672	A. WATSON	03:20:22.945	B. BARKER	1:28.273	25:45.323	12	02:21:45.595	J. PIGUET	02:23:13.247	J. PIGUET	1:27.652	34:06.952
15	04:18:32.715	B. BARKER	04:19:53.160	B. BARKER	1:20.445	27:05.768	13	03:05:19.036	J. PIGUET	03:06:46.051	A. LASKARATOS	1:27.015	35:33.967
16	05:19:33.183	B. BARKER	05:21:12.900	A. WATSON	1:39.717	28:45.485	14	04:00:10.787	A. LASKARATOS	04:01:29.842	A. LASKARATOS	1:19.055	36:53.022
17	06:16:38.527	A. WATSON	06:18:10.316	A. WATSON	1:31.789	30:17.274	15	05:00:05.393	A. LASKARATOS	05:01:43.056	S. BROOKS	1:37.663	38:30.685
18	07:13:33.273	A. WATSON	07:15:08.826	B. BARKER	1:35.553	31:52.827	16	06:04:34.853	S. BROOKS	06:06:09.286	J. PIGUET	1:34.433	40:05.118
19	08:10:29.164	B. BARKER	08:11:50.484	B. BARKER	1:21.320	33:14.147	17	07:02:42.081	J. PIGUET	07:04:19.367	A. LASKARATOS	1:37.286	41:42.404
20	08:55:35.939	B. BARKER	08:57:15.767	M. WAINWRIGHT	1:39.828	34:53.975	18	08:00:47.417	A. LASKARATOS	08:02:10.178	A. LASKARATOS	1:22.761	43:05.165
21	09:54:56.388	M. WAINWRIGHT	09:56:18.130	M. WAINWRIGHT	1:21.742	36:15.717	19	08:51:09.824	A. LASKARATOS	09:13:14.211	S. BROOKS	22:04.387	1:05:09.552
22	10:16:26.204	M. WAINWRIGHT	10:17:20.319	M. WAINWRIGHT	54.115	37:09.832	20	10:16:45.358	S. BROOKS	10:18:15.193	S. BROOKS	1:29.835	1:06:39.387
23	11:10:11.169	M. WAINWRIGHT	11:12:16.609	A. WATSON	2:05.440	39:15.272	21	11:20:45.956	S. BROOKS	11:22:28.184	J. PIGUET	1:42.228	1:08:21.615
24	12:07:24.230	A. WATSON	12:08:44.294	B. BARKER	1:20.064	40:35.336	22	12:18:24.886	J. PIGUET	12:19:56.388	J. PIGUET	1:31.502	1:09:53.117
25	12:51:55.484	B. BARKER	12:53:29.966	B. BARKER	1:34.482	42:09.818	23	12:52:23.105	J. PIGUET	12:53:48.235	A. LASKARATOS	1:25.130	1:11:18.247
26	13:47:38.188	B. BARKER	13:48:56.329	B. BARKER	1:18.141	43:27.959	24	13:36:07.348	A. LASKARATOS	13:46:54.032	A. LASKARATOS	10:46.684	1:22:04.931

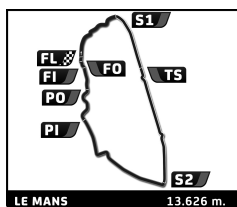
88	Dempsey - Proton Racing					
	Porsche 911 RSR		LMGTE Am			
1	17:32:03.579	T. PREINING	18:20:21.367	T. PREINING	48:17.788	48:17.788
2	18:28:14.137	T. PREINING	18:30:12.526	D. BASTIEN	1:58.389	50:16.177
3	19:36:02.481	D. BASTIEN	19:37:34.112	D. BASTIEN	1:31.631	51:47.808
4	21:02:56.579	D. BASTIEN	21:07:52.669	A. DE LEENER	4:56.090	56:43.898
5	21:36:19.685	A. DE LEENER	22:09:50.111	A. DE LEENER	33:30.426	1:30:14.324
6	23:11:42.212	A. DE LEENER	23:13:04.850	A. DE LEENER	1:22.638	1:31:36.962
7	23:53:16.923	A. DE LEENER	23:54:46.604	T. PREINING	1:29.681	1:33:06.643
8	00:51:05.219	T. PREINING	00:52:25.662	T. PREINING	1:20.443	1:34:27.086
9	01:49:44.430	T. PREINING	01:51:23.764	A. DE LEENER	1:39.334	1:36:06.420
10	02:44:32.672	A. DE LEENER	02:45:54.627	A. DE LEENER	1:21.955	1:37:28.375
11	03:03:05.813	A. DE LEENER	03:07:03.896	A. DE LEENER	3:58.083	1:41:26.458
12	03:38:58.409	A. DE LEENER	03:40:20.789	T. PREINING	1:22.380	1:42:48.838
13	03:44:39.931	T. PREINING	05:34:45.134	T. PREINING	1:50:05.203	3:32:54.041
14	05:42:45.562	T. PREINING	05:53:41.828	T. PREINING	10:56.266	3:43:50.307
15	06:33:27.672	T. PREINING	06:35:08.813	A. DE LEENER	1:41.141	3:45:31.448
16	07:34:31.173	A. DE LEENER	07:37:21.024	D. BASTIEN	2:49.851	3:48:21.299
17	08:40:59.745	D. BASTIEN	08:42:34.783	D. BASTIEN	1:35.038	3:49:56.337
18	09:47:14.445	D. BASTIEN	09:49:00.197	T. PREINING	1:45.752	3:51:42.089
19	10:24:37.504	T. PREINING	10:29:07.134	A. DE LEENER	4:29.630	3:56:11.719
20	11:24:59.081	A. DE LEENER	11:31:15.504	D. BASTIEN	6:16.423	4:02:28.142
21	12:33:17.815	D. BASTIEN	12:35:08.126	T. PREINING	1:50.311	4:04:18.453
22	13:10:33.891	T. PREINING	13:11:44.125	A. DE LEENER	1:10.234	4:05:28.687
23	13:53:23.965	A. DE LEENER	13:57:05.880	D. BASTIEN	3:41.915	4:09:10.602
24	14:04:07.217	D. BASTIEN	14:09:33.261	D. BASTIEN	5:26.044	4:14:36.646

89	Team Project 1					
	Porsche 911 RSR		LMGTE Am			
1	15:29:19.819	S. BROOKS	15:31:09.683	S. BROOKS	1:49.864	1:49.864
2	16:33:44.150	S. BROOKS	16:35:28.374	J. PIGUET	1:44.224	3:34.088
3	17:31:52.248	J. PIGUET	17:33:13.433	J. PIGUET	1:21.185	4:55.273

90	TF Sport					
	Aston Martin Vantage AMR		LMGTE Am			
1	15:21:50.895	C. EASTWOOD	15:23:15.954	C. EASTWOOD	1:25.059	1:25.059
2	16:18:13.614	C. EASTWOOD	16:19:53.916	S. YOLUC	1:40.302	3:05.361
3	17:16:00.777	S. YOLUC	17:17:20.523	S. YOLUC	1:19.746	4:25.107
4	18:14:05.659	S. YOLUC	18:15:39.945	J. ADAM	1:34.286	5:59.393
5	19:11:45.903	J. ADAM	19:13:06.345	J. ADAM	1:20.442	7:19.835
6	20:11:42.784	J. ADAM	20:13:15.620	S. YOLUC	1:32.836	8:52.671
7	21:59:53.109	S. YOLUC	22:01:36.442	C. EASTWOOD	1:43.333	10:36.004
8	23:02:29.246	C. EASTWOOD	23:03:49.391	C. EASTWOOD	1:20.145	11:56.149
9	23:58:39.900	C. EASTWOOD	00:00:19.672	J. ADAM	1:39.772	13:35.921
10	00:55:53.743	J. ADAM	00:57:14.066	J. ADAM	1:20.323	14:56.244
11	01:53:29.628	J. ADAM	01:55:02.294	C. EASTWOOD	1:32.666	16:28.910
12	02:50:40.640	C. EASTWOOD	02:52:00.693	C. EASTWOOD	1:20.053	17:48.963
13	03:47:43.662	C. EASTWOOD	03:49:18.406	J. ADAM	1:34.744	19:23.707
14	04:23:49.784	J. ADAM	04:25:14.012	J. ADAM	1:24.228	20:47.935
15	05:24:07.084	J. ADAM	05:25:39.502	C. EASTWOOD	1:32.418	22:20.353
16	06:20:26.353	C. EASTWOOD	06:21:47.156	C. EASTWOOD	1:20.803	23:41.156
17	07:17:02.283	C. EASTWOOD	07:18:38.059	S. YOLUC	1:35.776	25:16.932
18	08:14:59.105	S. YOLUC	08:16:19.743	S. YOLUC	1:20.638	26:37.570
19	09:12:48.854	S. YOLUC	09:14:22.100	J. ADAM	1:33.246	28:10.816
20	10:10:13.022	J. ADAM	10:11:33.649	J. ADAM	1:20.627	29:31.443
21	11:06:56.978	J. ADAM	11:08:29.657	S. YOLUC	1:32.679	31:04.122
22	11:56:41.955	S. YOLUC	11:57:56.327	C. EASTWOOD	1:14.372	32:18.494
23	12:53:11.840	C. EASTWOOD	12:54:45.881	C. EASTWOOD	1:34.041	33:52.535
24	13:44:49.986	C. EASTWOOD	13:46:14.130	C. EASTWOOD	1:24.144	35:16.679

91	Porsche GT Team					
	Porsche 911 RSR - 19		LMGTE Pro			
1	15:13:26.842	G. BRUNI	15:14:51.405	G. BRUNI	1:24.563	1:24.563
2	16:10:00.581	G. BRUNI	16:11:24.447	R. LIETZ	1:23.866	2:48.429
3	17:06:09.277	R. LIETZ	17:07:28.942	R. LIETZ	1:19.665	4:08.094





# FIA WEC

## 88<sup>e</sup> Edition des 24 Heures du Mans

### Race

### Pit Stop Analysis

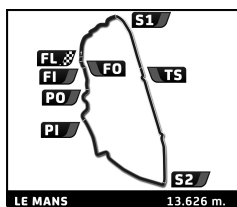


Nr.	In Time	In Driver	Out Time	Out Driver	Pit Time	T. Pit Time	Nr.	In Time	In Driver	Out Time	Out Driver	Pit Time	T. Pit Time
4	18:03:27.679	R. LIETZ	18:04:51.033	F. MAKOWIECKI	1:23.354	5:31.448	1	15:21:29.220	N. THIIIM	15:22:45.310	N. THIIIM	1:16.090	1:16.090
5	19:00:30.805	F. MAKOWIECKI	19:01:43.440	F. MAKOWIECKI	1:12.635	6:44.083	2	16:17:20.896	N. THIIIM	16:18:48.841	M. SORESENSEN	1:27.945	2:44.035
6	19:59:38.427	F. MAKOWIECKI	20:01:02.109	G. BRUNI	1:23.682	8:07.765	3	17:13:09.689	M. SORESENSEN	17:14:28.172	M. SORESENSEN	1:18.483	4:02.518
7	21:46:09.577	G. BRUNI	21:47:47.201	R. LIETZ	1:37.624	9:45.389	4	18:09:28.321	M. SORESENSEN	18:10:58.441	R. WESTBROOK	1:30.120	5:32.638
8	22:56:48.789	R. LIETZ	22:58:03.734	R. LIETZ	1:14.945	11:00.334	5	19:06:24.215	R. WESTBROOK	19:07:39.296	R. WESTBROOK	1:15.081	6:47.719
9	23:53:08.261	R. LIETZ	23:54:33.503	F. MAKOWIECKI	1:25.242	12:25.576	6	20:04:58.112	R. WESTBROOK	20:06:22.362	N. THIIIM	1:24.250	8:11.969
10	00:49:31.796	F. MAKOWIECKI	00:50:44.062	F. MAKOWIECKI	1:12.266	13:37.842	7	21:33:36.569	N. THIIIM	21:35:03.358	N. THIIIM	1:26.789	9:38.758
11	01:46:30.218	F. MAKOWIECKI	01:47:54.473	G. BRUNI	1:24.255	15:02.097	8	22:46:35.972	N. THIIIM	22:47:58.192	N. THIIIM	1:22.220	11:00.978
12	02:43:51.500	G. BRUNI	02:45:03.961	G. BRUNI	1:12.461	16:14.558	9	23:42:38.245	N. THIIIM	23:44:04.895	M. SORESENSEN	1:26.650	12:27.628
13	03:40:53.929	G. BRUNI	03:42:18.737	R. LIETZ	1:24.808	17:39.366	10	00:39:03.516	M. SORESENSEN	00:40:17.249	M. SORESENSEN	1:13.733	13:41.361
14	04:44:07.087	R. LIETZ	04:45:19.190	R. LIETZ	1:12.103	18:51.469	11	01:36:02.769	M. SORESENSEN	01:37:28.961	R. WESTBROOK	1:26.192	15:07.553
15	05:40:03.615	R. LIETZ	05:41:27.786	F. MAKOWIECKI	1:24.171	20:15.640	12	02:28:43.476	R. WESTBROOK	02:29:54.421	R. WESTBROOK	1:10.945	16:18.498
16	05:53:24.189	F. MAKOWIECKI	05:56:51.924	F. MAKOWIECKI	3:27.735	23:43.375	13	03:25:30.802	R. WESTBROOK	03:26:56.102	N. THIIIM	1:25.300	17:43.798
17	06:08:38.304	F. MAKOWIECKI	06:33:20.750	F. MAKOWIECKI	24:42.446	48:25.821	14	04:24:36.977	N. THIIIM	04:25:50.388	N. THIIIM	1:13.411	18:57.209
18	07:27:56.981	F. MAKOWIECKI	07:29:30.624	G. BRUNI	1:33.643	49:59.464	15	05:24:24.538	N. THIIIM	05:25:59.802	M. SORESENSEN	1:35.264	20:32.473
19	08:24:53.495	G. BRUNI	08:26:05.590	G. BRUNI	1:12.095	51:11.559	16	06:20:20.255	M. SORESENSEN	06:21:33.991	M. SORESENSEN	1:13.736	21:46.209
20	09:22:43.537	G. BRUNI	09:24:08.628	R. LIETZ	1:25.091	52:36.650	17	07:16:13.834	M. SORESENSEN	07:17:39.648	R. WESTBROOK	1:25.814	23:12.023
21	10:18:56.373	R. LIETZ	10:20:08.480	R. LIETZ	1:12.107	53:48.757	18	08:12:38.273	R. WESTBROOK	08:14:03.512	R. WESTBROOK	1:25.239	24:37.262
22	11:14:53.776	R. LIETZ	11:16:18.141	F. MAKOWIECKI	1:24.365	55:13.122	19	08:53:59.865	R. WESTBROOK	08:56:29.303	N. THIIIM	2:29.438	27:06.700
23	12:10:46.356	F. MAKOWIECKI	12:12:14.932	F. MAKOWIECKI	1:28.576	56:41.698	20	09:51:37.931	N. THIIIM	09:52:56.736	N. THIIIM	1:18.805	28:25.505
24	13:06:46.623	F. MAKOWIECKI	13:08:10.572	G. BRUNI	1:23.949	58:05.647	21	10:47:32.602	N. THIIIM	10:49:02.698	R. WESTBROOK	1:30.096	29:55.601
25	14:11:26.052	G. BRUNI	14:12:36.490	G. BRUNI	1:10.438	59:16.085	22	11:43:43.681	R. WESTBROOK	11:45:09.244	M. SORESENSEN	1:25.563	31:21.164
<b>92</b> Porsche GT Team Porsche 911 RSR - 19 LMGTE Pro							<b>97</b> Aston Martin Racing Aston Martin Vantage AMR LMGTE Pro						
1	15:21:35.801	K. ESTRE	15:23:04.339	M. CHRISTENSEN	1:28.538	1:28.538	1	15:17:31.279	A. LYNN	15:18:44.687	A. LYNN	1:13.408	1:13.408
2	16:02:05.995	M. CHRISTENSEN	16:03:20.158	M. CHRISTENSEN	1:14.163	2:42.701	2	16:13:05.091	A. LYNN	16:14:29.546	M. MARTIN	1:24.455	2:37.863
3	16:57:51.963	M. CHRISTENSEN	16:59:04.009	M. CHRISTENSEN	1:12.046	3:54.747	3	17:08:54.023	M. MARTIN	17:10:07.284	M. MARTIN	1:13.261	3:51.124
4	17:53:53.441	M. CHRISTENSEN	17:55:24.314	L. VANTHOOR	1:30.873	5:25.620	4	18:05:14.915	M. MARTIN	18:06:39.820	H. TINCKNELL	1:24.905	5:16.029
5	18:50:59.199	L. VANTHOOR	18:52:12.138	L. VANTHOOR	1:12.939	6:38.559	5	19:01:56.013	H. TINCKNELL	19:03:08.727	H. TINCKNELL	1:12.714	6:28.743
6	18:56:40.583	L. VANTHOOR	19:33:36.260	K. ESTRE	36:55.677	43:34.236	6	20:00:13.665	H. TINCKNELL	20:01:37.926	A. LYNN	1:24.261	7:53.004
7	19:41:42.450	K. ESTRE	19:53:12.216	K. ESTRE	11:29.766	55:04.002	7	21:35:24.778	A. LYNN	21:36:44.998	A. LYNN	1:20.220	9:13.224
8	21:35:26.307	K. ESTRE	21:36:51.184	K. ESTRE	1:24.877	56:28.879	8	22:47:44.092	A. LYNN	22:49:11.274	M. MARTIN	1:27.182	10:40.406
9	22:47:52.197	K. ESTRE	22:49:20.502	M. CHRISTENSEN	1:28.305	57:57.184	9	23:43:18.149	M. MARTIN	23:44:32.318	M. MARTIN	1:14.169	11:54.575
10	23:43:48.901	M. CHRISTENSEN	23:45:01.361	M. CHRISTENSEN	1:12.460	59:09.644	10	00:39:29.130	M. MARTIN	00:40:57.817	H. TINCKNELL	1:28.687	13:23.262
11	00:40:14.188	M. CHRISTENSEN	00:41:38.048	L. VANTHOOR	1:23.860	1:00:33.504	11	01:36:50.644	H. TINCKNELL	01:38:10.650	H. TINCKNELL	1:20.006	14:43.268
12	01:37:34.237	L. VANTHOOR	01:38:46.741	L. VANTHOOR	1:12.504	1:01:46.008	12	02:33:09.279	H. TINCKNELL	02:34:33.341	A. LYNN	1:24.062	16:07.330
13	02:33:59.774	L. VANTHOOR	02:35:24.810	K. ESTRE	1:25.036	1:03:11.044	13	03:29:19.176	A. LYNN	03:30:32.187	A. LYNN	1:13.011	17:20.341
14	03:30:38.899	K. ESTRE	03:31:57.574	K. ESTRE	1:18.675	1:04:29.719	14	04:27:51.394	A. LYNN	04:29:23.773	M. MARTIN	1:32.379	18:52.720
15	04:29:43.106	K. ESTRE	04:31:06.870	M. CHRISTENSEN	1:23.764	1:05:53.483	15	05:27:09.699	M. MARTIN	05:28:23.130	M. MARTIN	1:13.431	20:06.151
16	05:29:36.043	M. CHRISTENSEN	05:30:48.565	M. CHRISTENSEN	1:12.522	1:07:06.005	16	06:18:52.581	M. MARTIN	06:20:16.037	H. TINCKNELL	1:23.456	21:29.607
17	06:25:28.717	M. CHRISTENSEN	06:26:53.399	L. VANTHOOR	1:24.682	1:08:30.687	17	07:14:43.233	H. TINCKNELL	07:15:56.199	H. TINCKNELL	1:12.966	22:42.573
18	07:21:30.136	L. VANTHOOR	07:23:42.907	L. VANTHOOR	2:12.771	1:10:43.458	18	08:10:43.327	H. TINCKNELL	08:12:07.165	A. LYNN	1:23.838	24:06.411
19	07:27:34.400	L. VANTHOOR	07:29:05.274	L. VANTHOOR	1:30.874	1:12:14.332	19	09:06:49.269	A. LYNN	09:08:01.973	A. LYNN	1:12.704	25:19.115
20	08:20:28.275	L. VANTHOOR	08:23:47.214	K. ESTRE	3:18.939	1:15:33.271	20	10:02:59.321	A. LYNN	10:04:28.912	M. MARTIN	1:29.591	26:48.706
21	09:19:22.815	K. ESTRE	09:20:35.308	K. ESTRE	1:12.493	1:16:45.764	21	10:58:34.708	M. MARTIN	10:59:47.664	M. MARTIN	1:12.956	28:01.662
22	10:15:36.080	K. ESTRE	10:17:00.284	M. CHRISTENSEN	1:24.204	1:18:09.968	22	11:54:01.627	M. MARTIN	11:55:28.644	H. TINCKNELL	1:27.017	29:28.679
23	11:11:36.183	M. CHRISTENSEN	11:12:48.417	M. CHRISTENSEN	1:12.234	1:19:22.202	23	12:49:58.106	H. TINCKNELL	12:51:23.381	A. LYNN	1:25.275	30:53.954
24	12:07:31.852	M. CHRISTENSEN	12:08:55.512	L. VANTHOOR	1:23.660	1:20:45.862	24	13:49:44.371	A. LYNN	13:51:09.978	A. LYNN	1:25.607	32:19.561
25	13:03:28.170	L. VANTHOOR	13:04:52.563	L. VANTHOOR	1:24.393	1:22:10.255							
26	14:07:26.242	L. VANTHOOR	14:08:46.254	L. VANTHOOR	1:20.012	1:23:30.267							

<b>95</b>	Aston Martin Racing	Aston Martin Vantage AMR	LMGTE Pro
-----------	---------------------	--------------------------	-----------







# FIA WEC

## 88<sup>e</sup> Edition des 24 Heures du Mans

### Race

### Pit Stop Analysis



Nr.	In Time	In Driver	Out Time	Out Driver	Pit Time	T. Pit Time	Nr.	In Time	In Driver	Out Time	Out Driver	Pit Time	T. Pit Time
<b>98</b>	<b>Aston Martin Racing</b>												
	Aston Martin Vantage AMR						LMGTE Am						
1	15:17:53.990	R. GUNN	15:19:14.937	R. GUNN	1:20.947	1:20.947	1	15:22:09.750	J. ANDLAUER	15:23:30.714	J. ANDLAUER	1:20.964	1:20.964
2	16:14:05.982	R. GUNN	16:15:37.822	P. DALLA LANA	1:31.840	2:52.787	2	16:18:57.529	J. ANDLAUER	16:20:54.199	V. INTLID A DHI R/FACA	1:56.670	3:17.634
3	17:12:11.502	P. DALLA LANA	17:13:32.024	P. DALLA LANA	1:20.522	4:13.309	3	17:18:06.639	V. INTLID A DHI R/FACA	17:20:07.068	V. INTLID A DHI R/FACA	2:00.429	5:18.063
4	18:10:30.351	P. DALLA LANA	18:12:03.780	A. FARFUS	1:33.429	5:46.738	4	18:17:50.445	V. INTLID A DHI R/FACA	18:19:30.497	L. LÉGERET	1:40.052	6:58.115
5	19:07:54.689	A. FARFUS	19:09:15.363	A. FARFUS	1:20.674	7:07.412	5	19:16:41.754	L. LÉGERET	19:18:04.432	L. LÉGERET	1:22.678	8:20.793
6	20:07:36.438	A. FARFUS	20:09:09.929	P. DALLA LANA	1:33.491	8:40.903	6	20:24:28.572	L. LÉGERET	20:27:58.037	J. ANDLAUER	3:29.465	11:50.258
7	21:48:47.755	P. DALLA LANA	21:50:29.920	R. GUNN	1:42.165	10:23.068	7	22:04:47.860	J. ANDLAUER	22:06:23.824	V. INTLID A DHI R/FACA	1:35.964	13:26.222
8	22:58:35.903	R. GUNN	22:59:59.936	R. GUNN	1:24.033	11:47.101	8	23:08:07.443	V. INTLID A DHI R/FACA	23:09:30.872	V. INTLID A DHI R/FACA	1:23.429	14:49.651
9	23:54:49.549	R. GUNN	23:56:23.103	R. GUNN	1:33.554	13:20.655	9	00:02:13.788	V. INTLID A DHI R/FACA	00:03:50.656	L. LÉGERET	1:36.868	16:26.519
10	00:51:32.523	R. GUNN	00:52:52.931	A. FARFUS	1:20.408	14:41.063	10	01:00:07.808	L. LÉGERET	01:01:30.942	L. LÉGERET	1:23.134	17:49.653
11	01:49:30.843	A. FARFUS	01:51:03.238	A. FARFUS	1:32.395	16:13.458	11	01:58:19.864	L. LÉGERET	01:59:56.785	J. ANDLAUER	1:36.921	19:26.574
12	02:46:47.287	A. FARFUS	02:48:07.422	A. FARFUS	1:20.135	17:33.593	12	02:56:09.921	J. ANDLAUER	02:57:32.747	J. ANDLAUER	1:22.826	20:49.400
13	03:43:55.444	A. FARFUS	03:45:38.303	P. DALLA LANA	1:42.859	19:16.452	13	03:52:52.663	J. ANDLAUER	03:54:30.939	V. INTLID A DHI R/FACA	1:38.276	22:27.676
14	04:52:38.460	P. DALLA LANA	04:54:04.882	P. DALLA LANA	1:26.422	20:42.874	14	05:02:10.796	V. INTLID A DHI R/FACA	05:03:37.892	V. INTLID A DHI R/FACA	1:27.096	23:54.772
15	05:50:41.929	P. DALLA LANA	05:52:28.848	R. GUNN	1:46.919	22:29.793	15	06:00:07.412	V. INTLID A DHI R/FACA	06:01:48.346	L. LÉGERET	1:40.934	25:35.706
16	06:21:45.134	R. GUNN	06:42:00.518	R. GUNN	20:15.384	42:45.177	16	06:57:22.946	L. LÉGERET	06:58:44.865	L. LÉGERET	1:21.919	26:57.625
17	07:17:26.398	R. GUNN	07:19:02.915	R. GUNN	1:36.517	44:21.694	17	07:54:33.848	L. LÉGERET	07:56:16.591	L. LÉGERET	1:42.743	28:40.368
18	07:38:43.285	R. GUNN	07:40:04.562	R. GUNN	1:21.277	45:42.971	18	08:51:45.198	L. LÉGERET	08:53:06.677	J. ANDLAUER	1:21.479	30:01.847
19	08:35:39.611	R. GUNN	08:37:16.445	A. FARFUS	1:36.834	47:19.805	19	09:50:05.607	J. ANDLAUER	09:51:57.302	J. ANDLAUER	1:51.695	31:53.542
20	09:34:31.005	A. FARFUS	09:35:51.757	A. FARFUS	1:20.752	48:40.557	20	10:42:56.384	J. ANDLAUER	10:44:32.448	J. ANDLAUER	1:36.064	33:29.606
21	10:31:02.273	A. FARFUS	10:32:37.045	P. DALLA LANA	1:34.772	50:15.329	21	11:39:22.348	J. ANDLAUER	11:40:45.495	V. INTLID A DHI R/FACA	1:23.147	34:52.753
22	11:04:58.004	P. DALLA LANA	11:06:13.931	R. GUNN	1:15.927	51:31.256	22	12:42:08.969	V. INTLID A DHI R/FACA	12:43:49.249	L. LÉGERET	1:40.280	36:33.033
23	12:01:10.132	R. GUNN	12:02:30.662	R. GUNN	1:20.530	52:51.786	23	13:38:44.624	L. LÉGERET	13:57:06.916	J. ANDLAUER	18:22.292	54:55.325
24	12:57:24.352	R. GUNN	12:58:56.858	A. FARFUS	1:32.506	54:24.292							
25	14:09:07.737	A. FARFUS	14:10:18.115	A. FARFUS	1:10.378	55:34.670							

