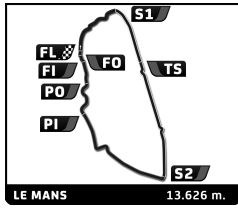


Porsche Carrera Cup
88^o Edition des 24 Heures du Mans
Free Practice 1

Sector Analysis

— Invalidated Lap ■ Personal Best ■ Session Best B Crossing the pit lane

Lap	Time	Sector 1	Sector 2	Sector 3	Kph	Elapsed	Lap	Time	Sector 1	Sector 2	Sector 3	Kph	Elapsed	
1	Ayhancan GÜVEN TUR Martinet by Alméras Porsche 911 GT3 CUP						20	Victor WEYRICH FRA Pierre Martinet by Alméras Porsche 911 GT3 CUP						
1	5:16.878	1:23.940	1:53.593	1:59.345	153.2	5:16.878	1	6:18.752	1:58.762	2:06.314	2:13.676	128.1	6:18.752	
2	4:13.318	41.039	1:36.212	1:56.067	193.6	9:30.196	2	4:25.917	43.664	1:41.684	2:00.569	184.5	10:44.669	
3	4:43.595B	39.721	1:35.581	2:28.293	173.0	14:13.791	3	5:41.311B	42.036	1:37.831	3:21.444	143.7	16:25.980	
4	15:08.260	...	1:36.639	1:56.516	54.0	29:22.051	4	14:02.936	...	1:40.103	2:00.985	58.2	30:28.916	
5	4:10.415	39.879	1:34.878	1:55.658	195.9	33:32.466	5	4:19.192	41.067	1:38.190	1:59.935	189.3	34:48.108	
6	4:09.339	39.753	1:34.686	1:54.900	196.7	37:41.805	6	4:18.958	41.692	1:38.175	1:59.091	189.4	39:07.066	
7	4:08.460	39.460	1:34.288	1:54.712	197.4	41:50.265	7	4:13.997	40.411	1:36.064	1:57.522	193.1	43:21.063	
8	4:16.937B	39.569	1:34.945	2:02.423	190.9	46:07.202	8	4:14.272	40.310	1:36.223	1:57.739	192.9	47:35.335	
5	Adam ETEKI FRA CLRT Porsche 911 GT3 CUP						22	Steve BROOKS FRA CLRT Porsche 911 GT3 CUP						
1	5:36.293	1:48.016	1:47.681	2:00.596	144.3	5:36.293	1	6:11.933	2:17.263	1:45.749	2:08.921	130.5	6:11.933	
2	4:12.866	40.446	1:36.115	1:56.305	194.0	9:49.159	2	4:26.268	42.268	1:39.145	2:04.855	184.2	10:38.201	
3	4:37.532B	40.082	1:35.853	2:21.597	176.7	14:26.691	3	5:41.665B	42.694	1:39.278	3:19.693	143.6	16:19.866	
4	14:59.545	...	1:36.106	1:56.232	54.5	29:26.236								
5	4:11.009	39.803	1:35.806	1:55.400	195.4	33:37.245								
6	4:11.386	39.655	1:34.893	1:56.838	195.1	37:48.631								
7	4:08.878	39.486	1:34.822	1:54.570	197.1	41:57.509								
8	4:19.136B	39.793	1:36.038	2:03.305	189.3	46:16.645								
7	Jérôme BOULLERY FRA Racing Technology Porsche 911 GT3 CUP						23	Marvin KLEIN FRA Martinet by Alméras Porsche 911 GT3 CUP						
1	5:15.928	1:14.549	1:54.429	2:06.950	153.6	5:15.928	1	4:59.386	56.376	1:59.340	2:03.670	162.1	4:59.386	
2	4:22.993	41.764	1:40.009	2:01.220	186.5	9:38.921	2	4:14.013	40.706	1:36.880	1:56.427	193.1	9:13.399	
3	4:43.642B	41.236	1:38.785	2:23.621	172.9	14:22.563	3	4:40.300B	40.062	1:35.293	2:24.945	175.0	13:53.699	
4	15:43.749	...	1:40.559	2:00.702	52.0	30:06.312	4	15:30.918	...	1:35.401	1:56.198	52.7	29:24.617	
5	4:18.955	41.316	1:38.251	1:59.388	189.4	34:25.267	5	4:10.057	39.790	1:34.425	1:55.842	196.2	33:34.674	
6	4:16.854	41.062	1:37.283	1:58.509	191.0	38:42.121	6	4:08.953	39.601	1:34.643	1:54.709	197.0	37:43.627	
7	4:17.669	40.866	1:38.539	1:58.264	190.4	42:59.790	7	4:08.845	39.501	1:34.710	1:54.634	197.1	41:52.472	
8	4:17.355	40.722	1:38.452	1:58.181	190.6	47:17.145								
11	Sylvain NOËL FRA Racing Technology Porsche 911 GT3 CUP						26	Emil CAUMES FRA CLRT Porsche 911 GT3 CUP						
1	6:28.269	2:29.793	1:50.068	2:08.408	125.0	6:28.269	1	6:14.110	1:46.012	2:07.531	2:20.567	129.7	6:14.110	
2	4:20.366	40.976	1:39.368	2:00.022	188.4	10:48.635	2	4:41.367	45.629	1:48.602	2:07.136	174.3	10:55.477	
3	5:45.349B	40.450	1:40.463	3:24.436	142.0	16:33.984	3	7:21.328B	42.723	1:56.512	4:42.093	111.1	18:16.805	
4	13:17.188	9:41.452	1:36.908	1:58.828	61.5	29:51.172	4	11:45.366	8:01.486	1:40.644	2:03.236	69.5	30:02.171	
5	4:14.992	40.601	1:36.157	1:58.234	192.4	34:06.164	5	4:22.475	41.787	1:39.407	2:01.281	186.9	34:24.646	
6	4:14.546	40.569	1:37.198	1:56.779	192.7	38:20.710	6	4:20.052	41.309	1:38.749	1:59.994	188.6	38:44.698	
7	4:14.507	40.441	1:37.167	1:56.899	192.7	42:35.217	7	4:19.522	40.814	1:38.575	2:00.133	189.0	43:04.220	
8							8	4:20.155	40.805	1:37.726	2:01.624	188.6	47:24.375	
14	Stéphane GIRARDOT FRA IMS Performance Porsche 911 GT3 CUP						27	Jean-Baptiste SIMMENAUER FRA BWT Lechner Racing Porsche 911 GT3 CUP						
1	6:41.252	2:30.803	1:56.741	2:13.708	121.0	6:41.252	1	6:02.208	2:16.923	1:43.751	2:01.534	134.0	6:02.208	
2	4:34.250	44.569	1:41.171	2:08.510	178.9	11:15.502	2	4:16.261	41.604	1:37.307	1:57.350	191.4	10:18.469	
3	7:10.684B	42.767	1:53.900	4:34.017	113.9	18:26.186	3	5:23.438B	40.805	1:35.918	3:06.715	151.7	15:41.907	
4	11:48.381	8:00.486	1:41.563	2:06.332	69.2	30:14.567	4	14:29.131	...	1:36.949	1:59.163	56.4	30:11.038	
5	4:32.910	42.109	1:42.795	2:08.006	179.7	34:47.477	5	4:12.147	40.102	1:35.642	1:56.403	194.5	34:23.185	
6	4:29.356	42.061	1:40.346	2:06.949	182.1	39:16.833	6	4:11.415	39.748	1:35.949	1:55.718	195.1	38:34.600	
7	4:27.268	43.269	1:40.441	2:03.558	183.5	43:44.101	7	4:10.494	39.467	1:35.601	1:55.426	195.8	42:45.094	
8	4:24.294	41.655	1:39.462	2:03.177	185.6	48:08.395	8	4:11.616	40.435	1:35.686	1:55.495	195.0	46:56.710	
33	Evan SPENLE FRA Sébastien Loeb Racing Porsche 911 GT3 CUP													
1	6:16.983	2:11.636	1:52.945	2:12.402	128.7	6:16.983								
2	4:31.451	45.016	1:43.740	2:02.695	180.7	10:48.434								
3	5:47.787B	42.398	1:40.127	3:25.262	141.0	16:36.221								
4	13:11.838	9:31.691	1:39.993	2:00.154	61.9	29:48.059								

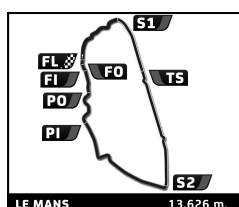


Porsche Carrera Cup 88^e Edition des 24 Heures du Mans Free Practice 1

Sector Analysis

— Invalidated Lap ■ Personal Best ■ Session Best B Crossing the pit lane

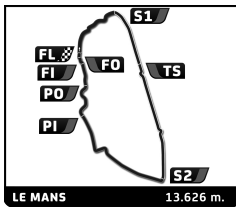
Lap	Time	Sector 1	Sector 2	Sector 3	Kph	Elapsed	Lap	Time	Sector 1	Sector 2	Sector 3	Kph	Elapsed
5	4:17.857	41.158	1:37.012	1:59.687	190.2	34:05.916	7	4:08.859	39.847	1:34.707	1:54.305	197.1	41:56.163
6	4:17.439	41.896	1:37.347	1:58.196	190.5	38:23.355	8	4:16.878 B	39.486	1:34.071	2:03.321	191.0	46:13.041
7	4:14.165	40.687	1:36.384	1:57.094	193.0	42:37.520	74 Roland BERVILLE FRA						
8	4:13.384	40.572	1:36.188	1:56.624	193.6	46:50.904	Pierre Martinet by Almérás Porsche 911 GT3 CUP						
35 Thomas FRETIN FRA						YDEO Compétition by RT Porsche 911 GT3 CUP							
1	5:10.389	1:00.426	1:56.615	2:13.348	156.4	5:10.389	1	5:20.682	1:27.844	1:48.246	2:04.592	151.3	5:20.682
2	4:32.253	45.466	1:41.075	2:05.712	180.2	9:42.642	2	4:22.195	41.046	1:38.815	2:02.334	187.1	9:42.877
3	4:48.588 B	43.525	1:42.878	2:22.185	170.0	14:31.230	3	4:41.592 B	41.182	1:37.828	2:22.582	174.2	14:24.469
4	15:46.596	...	1:41.087	2:06.549	51.8	30:17.826	4	15:18.050	...	1:41.560	2:01.093	53.4	29:42.519
5	4:30.129	43.458	1:42.279	2:04.392	181.6	34:47.955	5	4:20.908	41.203	1:39.372	2:00.333	188.0	34:03.427
6	4:29.132	42.555	1:40.546	2:06.031	182.3	39:17.087	6	4:22.302	42.309	1:39.696	2:00.297	187.0	38:25.729
7	4:22.420	42.015	1:38.472	2:01.933	186.9	43:39.507	7	4:17.050	41.014	1:37.251	1:58.785	190.8	42:42.779
8	4:23.907	42.990	1:38.569	2:02.348	185.9	48:03.414	8	4:32.327 B	43.092	1:38.275	2:10.960	180.1	47:15.106
44 Franck LEHERPEUR FRA						Dinamic Motorsport Porsche 911 GT3 CUP							
1	6:00.067	1:48.558	1:57.003	2:14.506	134.8	6:00.067	1	7:21.811	3:40.474	1:40.656	2:00.681	109.8	7:21.811
2	4:39.106	46.608	1:43.124	2:09.374	175.8	10:39.173	2	4:16.524	40.740	1:37.627	1:58.157	191.2	11:38.335
3	5:44.999 B	43.422	1:40.480	3:21.097	142.2	16:24.172	3	6:57.419 B	39.930	2:07.158	4:10.331	117.5	18:35.754
4	13:40.869	9:56.826	1:40.043	2:04.000	59.8	30:05.041	4	11:03.932	7:28.405	1:36.356	1:59.171	73.9	29:39.686
5	4:22.852	42.375	1:39.665	2:00.812	186.6	34:27.893	5	4:11.123	40.181	1:35.289	1:55.653	195.3	33:50.809
6	4:19.841	41.738	1:37.835	2:00.268	188.8	38:47.734	6	4:22.055 B	40.159	1:35.122	2:06.774	187.2	38:12.864
7	4:18.981	41.375	1:37.651	1:59.955	189.4	43:06.715	85 Tugdual RABREAU FRA						
8	4:22.061	41.884	1:39.315	2:00.862	187.2	47:28.776	CLRT Porsche 911 GT3 CUP						
1	6:14.505	2:05.555	2:02.164	2:06.786	129.6	6:14.505	1	5:57.085	1:26.088	2:13.601	2:17.396	135.9	5:57.085
2	4:19.058	40.967	1:37.253	2:00.838	189.4	10:33.563	2	4:34.306	43.608	1:42.836	2:07.862	178.8	10:31.391
3	5:10.165 B	40.769	1:36.843	2:52.553	158.2	15:43.728	3	5:46.290 B	44.959	1:41.988	3:19.343	141.7	16:17.681
4	13:58.114	...	1:37.249	1:58.892	58.5	29:41.842	4	24:33.023	...	1:58.394	2:08.363	33.3	40:50.704
5	4:12.922	40.454	1:36.170	1:56.298	193.9	33:54.764	5	4:30.879	43.615	1:41.155	2:06.109	181.1	45:21.583
6	4:15.776	40.432	1:36.094	1:59.250	191.8	38:10.540	87 Richard WAGNER DEU						
7	4:11.053	39.779	1:35.006	1:56.268	195.4	42:21.593	BWT Lechner Racing Porsche 911 GT3 CUP						
8	4:12.779	41.001	1:35.707	1:56.071	194.1	46:34.372	1	6:43.454	2:38.569	1:55.931	2:08.954	120.3	6:43.454
55 Nicolas MISSLIN FRA						BWT Lechner Racing Porsche 911 GT3 CUP							
1	5:48.917	1:42.069	1:58.982	2:07.866	139.1	5:48.917	2	4:19.378	41.836	1:38.833	1:58.709	189.1	11:02.832
2	4:23.850	41.854	1:40.345	2:01.651	185.9	10:12.767	3	7:17.536 B	40.128	1:55.607	4:41.801	112.1	18:20.368
3	5:27.930 B	41.390	1:38.243	3:08.297	149.6	15:40.697	4	12:01.149	8:24.011	1:37.757	1:59.381	68.0	30:21.517
4	14:05.356	...	1:38.946	2:01.669	58.0	29:46.053	5	4:18.801	40.892	1:38.992	1:58.917	189.5	34:40.318
5	4:19.478	41.276	1:38.540	1:59.662	189.0	34:05.531	6	4:14.816	40.631	1:36.662	1:57.523	192.5	38:55.134
6	4:17.422	40.854	1:37.920	1:58.648	190.6	38:22.953	7	4:13.346	41.004	1:35.753	1:56.589	193.6	43:08.480
7	4:16.360	40.570	1:37.641	1:58.149	191.3	42:39.313	8	4:12.538	40.389	1:35.375	1:56.774	194.2	47:21.018
8	4:18.076	40.820	1:38.074	1:59.182	190.1	46:57.389	88 Stéphane DENOUAL FRA						
59 Maxence MAURICE FRA						Martinet by Almérás Porsche 911 GT3 CUP							
1	5:34.248	1:45.525	1:47.578	2:01.145	145.2	5:34.248	1	6:02.063	1:37.062	2:14.750	2:10.251	134.0	6:02.063
2	4:12.382	40.221	1:36.235	1:55.926	194.4	9:46.630	2	4:29.600	44.938	1:41.450	2:03.212	181.9	10:31.663
3	4:39.212 B	39.729	1:36.360	2:23.123	175.7	14:25.842	3	5:15.183 B	41.812	1:39.864	2:53.507	155.6	15:46.846
4	15:03.805	...	1:36.069	1:58.576	54.3	29:29.647	4	14:44.379	...	1:40.183	2:01.949	55.5	30:31.225
5	4:09.518	39.969	1:34.876	1:54.673	196.6	33:39.165	5	4:20.143	41.140	1:38.364	2:00.639	188.6	34:51.368
6	4:08.139	39.343	1:34.246	1:54.550	197.7	37:47.304	6	4:19.503	41.096	1:38.348	2:00.059	189.0	39:10.871
69 Florian LATORRE FRA						BWT Lechner Racing Porsche 911 GT3 CUP							
1	6:21.467	2:27.654	1:50.391	2:03.422	127.2	6:21.467	7	4:16.621	40.665	1:37.191	1:58.765	191.2	43:27.492
91 Jaxon EVANS NZL						BWT Lechner Racing Porsche 911 GT3 CUP							
1	6:21.467	2:27.654	1:50.391	2:03.422	127.2	6:21.467	8	4:18.731	40.808	1:37.581	2:00.342	189.6	47:46.223



Porsche Carrera Cup 88^o Edition des 24 Heures du Mans Free Practice 1

Sector Analysis

Sector Analysis							Sector Analysis						
Lap	Time	Sector 1	Sector 2	Sector 3	Kph	Elapsed	Lap	Time	Sector 1	Sector 2	Sector 3	Kph	Elapsed
Legend: — Invalidated Lap Personal Best Session Best B Crossing the pit lane													
2	4:19.609	41.490	1:39.364	1:58.755	189.0	10:41.076	109 Diego BERTONELLI ITA						
3	5:40.885 B	41.997	1:37.614	3:21.274	143.9	16:21.961	FACH AUTO TECH Porsche 911 GT3 CUP						
4	13:16.755	9:39.977	1:36.366	2:00.412	61.6	29:38.716	1	5:04.543	1:05.741	1:50.885	2:07.917	159.4	5:04.543
5	4:10.156	39.952	1:34.986	1:55.218	196.1	33:48.872	2	4:15.295	40.445	1:36.605	1:58.245	192.1	9:19.838
6	4:10.032	40.490	1:34.720	1:54.822	196.2	37:58.904	3	4:39.847 B	40.309	1:35.387	2:24.151	175.3	13:59.685
7	4:07.394	39.309	1:33.907	1:54.178	198.3	42:06.298	4	15:20.794	...	1:36.970	1:56.780	53.3	29:20.479
8	4:16.971 B	39.461	1:34.684	2:02.826	190.9	46:23.269	5	4:11.692	39.832	1:36.125	1:55.735	194.9	33:32.171
102 Dylan PEREIRA LUX							110 Matthias JESERICH DEU						
FÖRCH Racing Porsche 911 GT3 CUP							CarTech Motorsport by Nigrin Porsche 911 GT3 CUP						
1	5:06.610	1:21.789	1:40.794	2:04.027	158.3	5:06.610	1	5:48.420	1:31.497	2:01.032	2:15.891	139.3	5:48.420
2	4:12.274	39.996	1:35.654	1:56.624	194.4	9:18.884	2	4:51.782	44.783	1:53.187	2:13.812	168.1	10:40.202
104 Loek HARTOG NLD							111 Dominique BASTIEN USA						
Bas Koeten Racing Porsche 911 GT3 CUP							HRT Motorsport Porsche 911 GT3 CUP						
1	4:57.961	56.894	1:55.838	2:05.229	162.9	4:57.961	1	6:55.107	2:56.980	1:48.484	2:09.643	116.9	6:55.107
2	4:12.977	39.761	1:37.132	1:56.084	193.9	9:10.938	2	5:33.954	42.948	1:41.338	3:09.668	146.9	12:29.061
3	4:40.638 B	40.284	1:36.455	2:23.899	174.8	13:51.576	3	10:30.660 B	58.689	4:24.666	5:07.305	77.8	22:59.721
4	15:45.665	...	1:35.914	1:58.423	51.9	29:37.241	4	7:54.103	3:58.845	1:44.652	2:10.606	103.5	30:53.824
5	4:11.111	39.888	1:35.426	1:55.797	195.3	33:48.352	5	4:38.393	44.622	1:44.141	2:09.630	176.2	35:32.217
6	4:09.571	39.669	1:35.326	1:54.576	196.6	37:57.923	6	4:32.632	43.731	1:42.283	2:06.618	179.9	40:04.849
7	4:08.248	39.462	1:34.186	1:54.600	197.6	42:06.171	7	4:30.222	43.782	1:40.989	2:05.451	181.5	44:35.071
8	4:17.635 B	39.924	1:35.313	2:02.398	190.4	46:23.806	8	4:34.423	44.062	1:43.222	2:07.139	178.8	49:09.494
106 Carlos RIVAS LUX							112 Kay VAN BERLO NLD						
Black Falcon Team TEXTAR Porsche 911 GT3 CUP							Nebulus Racing by Huber Porsche 911 GT3 CUP						
1	5:43.144	1:46.418	1:53.753	2:02.973	141.4	5:43.144	1	5:07.263	1:21.310	1:41.715	2:04.238	157.9	5:07.263
2	4:19.631	42.799	1:37.342	1:59.490	188.9	10:02.775	2	4:15.773	40.854	1:37.190	1:57.729	191.8	9:23.036
3	4:45.240 B	41.081	1:37.343	2:26.816	172.0	14:48.015	3	4:40.160 B	40.193	1:36.248	2:23.719	175.1	14:03.196
4	15:28.002	...	1:37.572	2:02.802	52.9	30:16.017	4	15:55.154	...	1:36.842	1:57.954	51.4	29:58.350
5	4:18.959	41.024	1:39.139	1:58.796	189.4	34:34.976	5	4:12.963	40.220	1:36.372	1:56.371	193.9	34:11.313
6	4:15.746	40.776	1:36.845	1:58.125	191.8	38:50.722	6	4:13.280	40.063	1:35.761	1:57.456	193.7	38:24.593
7	4:16.039	40.632	1:36.082	1:59.325	191.6	43:06.761	7	4:12.071	39.992	1:35.458	1:56.621	194.6	42:36.664
8	4:13.955	40.452	1:36.054	1:57.449	193.2	47:20.716	8	4:12.450	40.046	1:36.438	1:55.966	194.3	46:49.114
107 Jesse VAN KUIJK NLD							114 Jukka HONKAVUORI FIN						
Team GP Elite Porsche 911 GT3 CUP							MRS-GT Racing Porsche 911 GT3 CUP						
1	5:08.721	58.181	1:58.027	2:12.513	157.2	5:08.721	1	5:40.577	1:34.974	2:00.691	2:04.912	142.5	5:40.577
2	4:18.633	41.212	1:37.932	1:59.489	189.7	9:27.354	2	4:17.407	41.234	1:37.814	1:58.359	190.6	9:57.984
3	4:37.704 B	40.146	1:36.291	2:21.267	176.6	14:05.058	3	4:37.018 B	40.263	1:36.558	2:20.197	177.1	14:35.002
4	15:29.003	...	1:35.986	1:57.825	52.8	29:34.061	4	15:07.954	...	1:37.183	1:57.516	54.0	29:42.956
5	4:10.682	39.976	1:35.104	1:55.602	195.7	33:44.743	5	4:13.820	41.033	1:36.725	1:56.062	193.3	33:56.776
6	4:12.005	39.924	1:35.005	1:57.076	194.7	37:56.748	6	4:10.343	39.906	1:35.060	1:55.377	195.9	38:07.119
7	4:09.036	39.502	1:34.626	1:54.908	197.0	42:05.784	7	4:10.631	39.840	1:35.319	1:55.472	195.7	42:17.750
8	4:11.910	39.755	1:36.448	1:55.707	194.7	46:17.694	8	4:12.437	39.913	1:36.953	1:55.571	194.3	46:30.187
108 Georgi DONCHEV BGR													
Overdrive Racing by Huber Porsche 911 GT3 CUP													
1	6:19.384	2:21.620	1:50.430	2:07.334	127.9	6:19.384							
2	4:26.204	43.339	1:42.294	2:00.571	184.3	10:45.588							
3	5:46.753 B	42.238	1:40.865	3:23.650	141.5	16:32.341							
4	13:22.107	9:42.613	1:39.317	2:00.177	61.2	29:54.448							
5	4:18.913	41.286	1:38.100	1:59.527	189.5	34:13.361							
6	4:18.951	41.146	1:38.046	1:59.759	189.4	38:32.312							
7	4:17.248	41.168	1:37.823	1:58.257	190.7	42:49.560							
8	4:16.709	40.958	1:37.416	1:58.335	191.1	47:06.269							



Porsche Carrera Cup

88^e Edition des 24 Heures du Mans

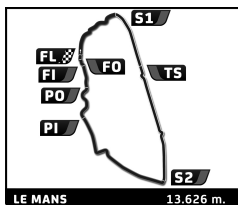
Free Practice 1

Sector Analysis

— Invalidated Lap ■ Personal Best ■ Session Best ■ Crossing the pit lane

Lap	Time	Sector 1	Sector 2	Sector 3	Kph	Elapsed
115 Dan SKOCDOPOLE CZE						
Overdrive Racing by Huber Porsche 911 GT3 CUP						
1	6:12.488	2:07.615	1:50.134	2:14.739	130.3	6:12.488
2	4:27.013	42.204	1:39.678	2:05.131	183.7	10:39.501
3	5:59.683 B	49.036	1:43.948	3:26.699	136.4	16:39.184
4	13:43.077	...	1:40.277	2:00.647	59.6	30:22.261
5	4:22.433	40.721	1:40.117	2:01.595	186.9	34:44.694
6	4:18.789	42.147	1:37.763	1:58.879	189.6	39:03.483
7	4:18.258	41.530	1:39.363	1:57.365	189.9	43:21.741
8	4:14.826	40.659	1:36.508	1:57.659	192.5	47:36.567
116 Daan VAN KUIJK NLD						
GP Elite Porsche 911 GT3 CUP						
1	7:40.534	3:49.583	1:47.062	2:03.889	105.4	7:40.534
2	4:18.372	41.050	1:37.019	2:00.303	189.9	11:58.906
3	7:04.681 B	40.260	1:47.532	4:36.889	115.5	19:03.587
4	12:50.333	9:11.617	1:40.797	1:57.919	63.7	31:53.920
5	4:26.369	39.822	1:36.027	2:10.520	184.2	36:20.289
6	4:11.201	39.613	1:35.649	1:55.939	195.3	40:31.490
7	4:10.203	39.524	1:35.515	1:55.164	196.1	44:41.693
8	4:12.276	39.569	1:37.012	1:55.695	194.4	48:53.969
118 Lucas GROENEVELD NLD						
GP Elite Porsche 911 GT3 CUP						
1	5:35.215	1:35.689	1:58.102	2:01.424	144.8	5:35.215
2	4:15.392	40.599	1:37.292	1:57.501	192.1	9:50.607
3	4:37.846 B	40.016	1:35.492	2:22.338	176.5	14:28.453
4	15:03.286	...	1:35.897	1:58.401	54.3	29:31.739
5	4:12.584	40.684	1:35.877	1:56.023	194.2	33:44.323
6	4:10.790	39.817	1:34.916	1:56.057	195.6	37:55.113
7	4:10.134	40.067	1:34.823	1:55.244	196.1	42:05.247
8	4:10.933	39.749	1:35.067	1:56.117	195.5	46:16.180
124 Ziad GERIS NLD						
Team GP Elite Porsche 911 GT3 CUP						
1	6:48.153	2:44.768	1:57.176	2:06.209	118.9	6:48.153
2	4:25.489	42.120	1:38.776	2:04.593	184.8	11:13.642
3	7:10.206 B	42.433	1:51.370	4:36.403	114.0	18:23.848
4	11:28.279	7:48.095	1:39.280	2:00.904	71.3	29:52.127
5	4:17.644	41.475	1:36.913	1:59.256	190.4	34:09.771
6	4:17.035	40.996	1:37.390	1:58.649	190.8	38:26.806
7	4:16.264	41.115	1:36.544	1:58.605	191.4	42:43.070
8	4:19.320	41.653	1:38.052	1:59.615	189.2	47:02.390
125 Larry TEN VORDE NLD						
Nebulus Racing by Huber Porsche 911 GT3 CUP						
1	5:17.941 B	58.533	1:56.263	2:23.145	152.6	5:17.941
2	25:24.505	...	1:40.119	1:58.303	32.2	30:42.446
3	4:10.296	40.208	1:35.021	1:55.067	196.0	34:52.742
4	4:12.073	39.517	1:37.011	1:55.545	194.6	39:04.815
5	4:07.619	39.190	1:34.618	1:53.811	198.1	43:12.434
6	4:16.182 B	39.284	1:35.248	2:01.650	191.5	47:28.616
126 Laurin HEINRICH DEU						
T3/HRT Motorsport Porsche 911 GT3 CUP						
1	7:15.354	2:56.560	1:55.885	2:22.909	111.5	7:15.354
2	4:48.951	47.633	1:44.840	2:16.478	169.8	12:04.305

Lap	Time	Sector 1	Sector 2	Sector 3	Kph	Elapsed
1 5:18.357 1:24.469 1:53.821 2:00.067 152.4 5:18.357						
2 4:12.106 39.880 1:36.410 1:55.816 194.6 9:30.463						
3 4:39.729 B 39.700 1:34.644 2:25.385 175.4 14:10.192						
4 15:11.029 ... 1:36.402 1:55.233 53.8 29:21.221						
5 4:09.522 39.758 1:35.052 1:54.712 196.6 33:30.743						
6 4:09.614 39.356 1:35.455 1:54.803 196.5 37:40.357						
7 4:08.346 39.143 1:34.943 1:54.260 197.5 41:48.703						
8 4:09.698 39.467 1:35.152 1:55.079 196.5 45:58.401						
133 Stefan REHKOPF DEU						
Nebulus Racing by Huber Porsche 911 GT3 CUP						
1	5:00.716	59.968	1:55.363	2:05.385	161.4	5:00.716
2	4:18.696	41.625	1:38.632	1:58.439	189.6	9:19.412
3	4:41.929 B	40.399	1:36.679	2:24.851	174.0	14:01.341
4	15:30.045	...	1:38.947	2:00.060	52.7	29:31.386
5	4:17.047	40.596	1:37.479	1:58.972	190.8	33:48.433
6	4:16.122	40.674	1:37.795	1:57.653	191.5	38:04.555
7	4:16.797	40.422	1:37.406	1:58.969	191.0	42:21.352
8	4:15.591	41.003	1:37.266	1:57.322	191.9	46:36.943
135 Benoit FRETIN FRA						
YDEO Compétition by RT Porsche 911 GT3 CUP						
1	6:30.610	2:20.739	1:52.676	2:17.195	124.2	6:30.610
2	4:47.059	45.786	1:46.167	2:15.106	170.9	11:17.669
3	7:13.220 B	45.919	2:13.789	4:13.512	113.2	18:30.889
4	12:07.678	8:07.888	1:47.788	2:12.002	67.4	30:38.567
5	4:38.414	45.040	1:43.453	2:09.921	176.2	35:16.981
6	4:40.314	44.776	1:44.557	2:10.981	175.0	39:57.295
7	4:37.236	44.500	1:43.764	2:08.972	176.9	44:34.531
8	4:34.227	43.858	1:43.169	2:07.200	178.9	49:08.758
141 Michael VERHAGEN NLD						
MRS-GT Racing Porsche 911 GT3 CUP						
1	5:50.895 B	1:33.093	1:58.686	2:19.116	138.3	5:50.895
2	5:27.615	1:44.864	1:40.253	2:02.498	149.7	11:18.510
3	7:10.912 B	42.556	2:14.054	4:14.302	113.8	18:29.422
4	12:14.575	8:23.336	1:39.232	2:12.007	66.8	30:43.997
5	4:22.042	41.161	1:40.034	2:00.847	187.2	35:06.039
6	4:16.898	40.942	1:36.940	1:59.016	190.9	39:22.937
7	4:21.672	41.080	1:38.490	2:02.102	187.5	43:44.609
8	4:19.065	41.384	1:36.705	2:00.976	189.3	48:03.674
157 Rudy VAN BUREN NLD						
CarTech Motorsport by Nigrin Porsche 911 GT3 CUP						
1	5:43.779	1:55.705	1:45.874	2:02.200	141.2	5:43.779
2	4:16.015	41.500	1:36.758	1:57.757	191.6	9:59.794
3	4:37.119 B	40.479	1:36.260	2:20.380	177.0	14:36.913
4	15:08.439	...	1:37.124	1:59.335	54.0	29:45.352
5	4:11.816	40.164	1:35.753	1:55.899	194.8	33:57.168
6	4:10.638	39.937	1:35.115	1:55.586	195.7	38:07.806
7	4:11.600	39.667	1:35.183	1:56.750	195.0	42:19.406
8	4:09.227	39.449	1:35.031	1:54.747	196.8	46:28.633
169 Holger HARMSEN DEU						
T3/HRT Motorsport Porsche 911 GT3 CUP						
1	7:15.354	2:56.560	1:55.885	2:22.909	111.5	7:15.354
2	4:48.951	47.633	1:44.840	2:16.478	169.8	12:04.305



Porsche Carrera Cup
88^o Edition des 24 Heures du Mans
Free Practice 1

Sector Analysis

Invalidated Lap Personal Best Session Best Crossing the pit lane

Lap	Time	Sector 1	Sector 2	Sector 3	Kph	Elapsed	Lap	Time	Sector 1	Sector 2	Sector 3	Kph	Elapsed
-----	------	----------	----------	----------	-----	---------	-----	------	----------	----------	----------	-----	---------

3	7:06.554 B	44.714	2:09.699	4:12.141	115.0	19:10.859
4	11:29.628	7:35.044	1:42.786	2:11.798	71.1	30:40.487
5	4:38.295	44.889	1:43.126	2:10.280	176.3	35:18.782
6	4:37.604	43.462	1:42.305	2:11.837	176.7	39:56.386
7	4:34.322	42.937	1:41.735	2:09.650	178.8	44:30.708
8	4:31.761	43.103	1:40.910	2:07.748	180.5	49:02.469

177 Leon KÖHLER DEU		T3/HRT Motorsport Porsche 911 GT3 CUP					
1	5:19.385	1:23.406	1:53.466	2:02.513	152.0	5:19.385	
2	4:11.629	40.269	1:36.228	1:55.132	194.9	9:31.014	
3	4:37.935 B	39.374	1:34.641	2:23.920	176.5	14:08.949	
4	15:15.077	...	1:35.377	1:55.967	53.6	29:24.026	
5	4:09.772	39.420	1:34.974	1:55.378	196.4	33:33.798	
6	4:11.587	39.940	1:35.297	1:56.350	195.0	37:45.385	
7	4:07.537	39.740	1:34.156	1:53.641	198.2	41:52.922	
8	4:44.295 B	39.310	1:44.469	2:20.516	172.5	46:37.217	

181 Julian HANSES DEU		FÖRCH Racing Porsche 911 GT3 CUP					
1	5:12.308	1:08.802	1:52.462	2:11.044	155.4	5:12.308	
2	4:21.048	42.302	1:38.271	2:00.475	187.9	9:33.356	
3	4:42.261 B	40.324	1:36.523	2:25.414	173.8	14:15.617	
4	16:03.090	...	1:38.513	2:01.028	50.9	30:18.707	

196 Joey MAWSON AUS		FACH AUTO TECH Porsche 911 GT3 CUP					
1	5:01.131				161.2	5:01.131	
2	4:15.860				191.7	9:16.991	
3	4:39.730 B				175.4	13:56.721	
4	15:26.210				53.0	29:22.931	
5	4:12.303				194.4	33:35.234	
6	4:10.503				195.8	37:45.737	
7	4:09.961				196.2	41:55.698	

329 Jean-Philippe GAMBARO FRA		IMSA Performance Porsche 911 GT3 CUP					
1	6:16.013	1:22.927	2:19.601	2:33.485	129.1	6:16.013	
2	4:40.513	45.587	1:48.209	2:06.717	174.9	10:56.526	
3	7:22.925 B	43.217	1:58.084	4:41.624	110.7	18:19.451	
4	11:56.419	8:08.530	1:42.848	2:05.041	68.5	30:15.870	
5	4:28.504	43.337	1:40.974	2:04.193	182.7	34:44.374	
6	4:33.303	43.101	1:41.368	2:08.834	179.5	39:17.677	
7	4:28.279	43.002	1:41.352	2:03.925	182.8	43:45.956	
8	4:21.719	41.991	1:38.227	2:01.501	187.4	48:07.675	

888 François LANSARD FRA		CLRT Porsche 911 GT3 CUP					
1	6:59.058	2:35.747	2:05.138	2:18.173	115.8	6:59.058	
2	4:32.266	44.334	1:41.515	2:06.417	180.2	11:31.324	
3	7:01.901 B	42.850	2:09.143	4:09.908	116.3	18:33.225	
4	11:55.199	8:06.658	1:45.756	2:02.785	68.6	30:28.424	
5	4:25.442	43.238	1:40.481	2:01.723	184.8	34:53.866	
6	4:24.244	41.626	1:39.054	2:03.564	185.6	39:18.110	
7	4:21.679	42.961	1:38.452	2:00.266	187.5	43:39.789	
8	4:21.627	41.538	1:38.103	2:01.986	187.5	48:01.416	

911 Christophe LAPIERRE FRA		Sébastien Loeb Racing Porsche 911 GT3 CUP					
1	5:49.474	1:57.878	1:46.398	2:05.198	138.9	5:49.474	
2	4:22.051	41.770	1:39.310	2:00.971	187.2	10:11.525	
3	5:27.475 B	41.307	1:38.083	3:08.085	149.8	15:39.000	
4	14:07.730	...	1:41.722	1:59.861	57.9	29:46.730	
5	4:16.985	41.087	1:37.453	1:58.445	190.9	34:03.715	
6	4:16.543	41.213	1:37.470	1:57.860	191.2	38:20.258	
7	4:16.091	40.482	1:37.971	1:57.638	191.5	42:36.349	
8	4:15.735	41.247	1:37.682	1:56.806	191.8	46:52.084	

919 Michael FASSBENDER IRL		Porsche Motorsport Porsche 911 GT3 CUP					
1	5:59.629	1:31.154	2:11.781	2:16.694	134.9	5:59.629	
2	4:39.433	46.431	1:43.276	2:09.726	175.5	10:39.062	
3	5:50.587 B	44.336	1:43.539	3:22.712	139.9	16:29.649	
4	14:26.174	...	1:46.115	2:08.198	56.6	30:55.823	
5	4:36.756	43.714	1:43.197	2:09.845	177.2	35:32.579	
6	4:40.674 B	43.807	1:40.936	2:15.931	174.8	40:13.253	

991 Alessio PICARIELLO BEL		Pierre Martinet by Alméras Porsche 911 GT3 CUP					
1	5:35.915	1:46.743	1:48.546	2:00.626	144.5	5:35.915	
2	4:15.173	40.584	1:37.233	1:57.356	192.2	9:51.088	
3	4:38.617 B	40.172	1:35.593	2:22.852	176.1	14:29.705	
4	15:01.194	...	1:36.989	2:00.542	54.4	29:30.899	
5	4:12.181	40.166	1:35.708	1:56.307	194.5	33:43.080	
6	4:11.710	40.106	1:35.508	1:56.096	194.9	37:54.790	
7	4:09.972	39.746	1:34.901	1:55.325	196.2	42:04.762	
8	4:10.937	39.689	1:34.856	1:56.392	195.5	46:15.699	

993 Max VAN SPLUNTEREN NDL		Porsche Mobil 1 Supercup Porsche 911 GT3 CUP					
1	8:07.612	4:24.652	1:44.038	1:58.922	99.5	8:07.612	
2	4:16.453	40.281	1:36.679	1:59.493	191.3	12:24.065	
3	6:58.302 B	42.319	2:21.353	3:54.630	117.3	19:22.367	
4	11:20.748	7:42.239	1:40.034	1:58.475	72.1	30:43.115	
5	4:13.363	39.948	1:36.416	1:56.999	193.6	34:56.478	
6	4:13.193	39.680	1:35.337	1:58.176	193.7	39:09.671	
7	4:08.587	39.487	1:34.743	1:54.357	197.3	43:18.258	
8	4:08.744	39.188	1:34.820	1:54.736	197.2	47:27.002	

