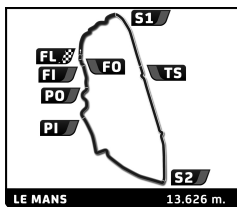


Porsche Carrera Cup
88^o Edition des 24 Heures du Mans
Free Practice 2

Sector Analysis

— Invalidated Lap ■ Personal Best ■ Session Best B Crossing the pit lane

Lap	Time	Sector 1	Sector 2	Sector 3	Kph	Elapsed	Lap	Time	Sector 1	Sector 2	Sector 3	Kph	Elapsed
1	Ayhancan GÜVEN TUR Martinet by Alméras Porsche 911 GT3 CUP						1	6:28.448	2:40.570	1:44.900	2:02.978	124.9	6:28.448
	1	4:37.889	1:01.852	1:39.243	1:56.794	174.6	2	4:23.575	41.596	1:38.799	2:03.180	186.1	10:52.023
	2	4:04.616	38.781	1:33.192	1:52.643	200.5	3	5:09.058 B	42.366	1:38.483	2:48.209	158.7	16:01.081
	3	4:49.186	38.999	1:35.075	2:35.112	169.6	4	13:24.929	9:47.145	1:39.114	1:58.670	60.9	29:26.010
	4	6:13.379 B	44.714	2:30.620	2:58.045	131.4	5	4:19.144	40.918	1:37.901	2:00.325	189.3	33:45.154
	5	12:32.055	8:55.236	1:40.664	1:56.155	65.2	6	4:15.179	40.574	1:36.586	1:58.019	192.2	38:00.333
	6	4:08.348	39.202	1:34.901	1:54.245	197.5							
	7	4:25.045	39.048	1:41.886	2:04.111	185.1							
5	Adam ETEKI FRA CLRT Porsche 911 GT3 CUP						1	4:39.653	1:02.410	1:39.843	1:57.400	173.5	4:39.653
	1	4:38.539	1:02.726	1:39.958	1:55.855	174.2	2	4:06.936	39.112	1:34.873	1:52.951	198.6	8:46.589
	2	4:07.876	39.268	1:34.526	1:54.082	197.9	3	4:42.947 B	38.847	1:33.709	2:30.391	173.4	13:29.536
	3	4:46.793	39.594	1:34.293	2:32.906	171.0	4	18:02.402 B	...	1:46.984	2:07.467	45.3	31:31.938
	4	6:13.556 B	44.817	2:30.238	2:58.501	131.3							
	5	9:42.902	6:13.327	1:35.475	1:54.100	84.2							
	6	4:08.219	39.250	1:34.772	1:54.197	197.6							
	7	4:09.286	39.186	1:35.810	1:54.290	196.8							
7	Jérôme BOULLERY FRA Racing Technology Porsche 911 GT3 CUP						1	6:23.737	2:30.326	1:48.634	2:04.777	126.5	6:23.737
	1	6:09.657	2:18.451	1:49.531	2:01.675	131.3	2	4:17.049	40.613	1:37.674	1:58.762	190.8	10:40.786
	2	4:19.171	40.767	1:39.333	1:59.071	189.3	3	5:03.784 B	39.628	1:37.013	2:47.143	161.5	15:44.570
	3	4:46.793	39.594	1:34.293	2:32.906	171.0	4	14:02.468	...	1:37.617	1:59.363	58.2	29:47.038
	4	6:13.556 B	44.817	2:30.238	2:58.501	131.3	5	4:14.582	40.448	1:37.712	1:56.422	192.7	34:01.620
	5	9:42.902	6:13.327	1:35.475	1:54.100	84.2	6	5:24.906 B	45.117	2:18.287	2:21.502	151.0	39:26.526
	6	4:08.219	39.250	1:34.772	1:54.197	197.6							
	7	4:09.286	39.186	1:35.810	1:54.290	196.8							
11	Sylvain NOËL FRA Racing Technology Porsche 911 GT3 CUP						1	4:47.892	1:14.318	1:38.091	1:55.483	168.6	4:47.892
	1	5:18.476	1:39.160	1:39.551	1:59.765	152.4	2	4:09.308	39.683	1:35.100	1:54.525	196.8	8:57.200
	2	4:12.130	39.845	1:36.451	1:55.834	194.6	3	4:45.319	39.496	1:35.230	2:30.593	171.9	13:42.519
	3	4:30.192	39.522	1:36.231	2:14.439	181.6	4	6:16.612 B	44.855	2:27.246	3:04.511	130.2	19:59.131
	4	6:10.079 B	46.248	2:14.543	3:09.288	132.5	5	10:13.630	6:43.952	1:35.523	1:54.155	79.9	30:12.761
	5	9:59.053	6:21.058	1:37.299	2:00.696	81.9	6	4:10.812	39.646	1:36.098	1:55.068	195.6	34:23.573
	6	4:11.432	39.830	1:35.800	1:55.802	195.1	7	4:14.117	39.660	1:38.536	1:55.921	193.0	38:37.690
	7	4:18.232	40.856	1:40.207	1:57.169	190.0							
14	Stéphane GIRARDOT FRA IMSA Performance Porsche 911 GT3 CUP						1	5:14.439	1:33.742	1:41.003	1:59.694	154.3	5:14.439
	1	6:25.397	2:38.398	1:42.879	2:04.120	125.9	2	4:12.831	40.506	1:35.869	1:56.456	194.0	9:27.270
	2	4:24.519	42.503	1:38.137	2:03.879	185.4	3	4:28.790	39.850	1:35.667	2:13.273	182.5	13:56.060
	3	5:07.710 B	41.407	1:39.418	2:46.885	159.4	4	6:13.084 B	44.147	2:20.037	3:08.900	131.5	20:09.144
	4	14:08.538	...	1:38.276	2:07.212	57.8	5	9:42.643	6:09.020	1:36.758	1:56.865	84.2	29:51.787
	5	4:21.643	41.453	1:37.640	2:02.550	187.5	6	4:21.201	41.650	1:35.099	2:04.452	187.8	34:12.988
	6	4:23.833	41.274	1:41.405	2:01.154	185.9	7	4:12.959	40.493	1:36.952	1:55.514	193.9	38:25.947
	7												
20	Victor WEYRICH FRA Pierre Martinet by Alméras Porsche 911 GT3 CUP						1	6:24.714	2:33.093	1:44.576	2:07.045	126.1	6:24.714
	1	5:30.242	1:40.064	1:50.059	2:00.119	147.0	2	4:26.536	42.745	1:39.862	2:03.929	184.0	10:51.250
	2	4:12.952	39.936	1:35.957	1:57.059	193.9	3	5:11.591 B	42.217	1:39.105	2:50.269	157.4	16:02.841
	3	4:55.843 B	39.690	1:37.667	2:38.486	165.8	4	15:45.230 B	...	1:41.049	3:27.016	51.9	31:48.071
	4	15:37.191	...	1:37.014	1:56.779	52.3							
	5	4:13.316	40.530	1:36.123	1:56.663	193.6							
	6	4:19.305	41.056	1:38.966	1:59.283	189.2							
22	Steve BROOKS FRA CLRT Porsche 911 GT3 CUP						1	6:13.616	2:26.375	1:44.121	2:03.120	129.9	6:13.616
	1	5:30.242	1:40.064	1:50.059	2:00.119	147.0	2	4:19.745	41.639	1:38.409	1:59.697	188.9	10:33.361
	2	4:12.952	39.936	1:35.957	1:57.059	193.9	3	5:08.921 B	41.542	1:37.722	2:49.657	158.8	15:42.282
	3	4:55.843 B	39.690	1:37.667	2:38.486	165.8	4	14:17.818	...	1:37.938	2:00.145	57.2	30:00.100
	4	15:37.191	...	1:37.014	1:56.779	52.3							
	5	4:13.316	40.530	1:36.123	1:56.663	193.6							
	6	4:19.305	41.056	1:38.966	1:59.283	189.2							

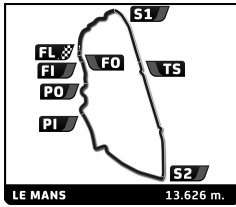


Porsche Carrera Cup 88^e Edition des 24 Heures du Mans Free Practice 2

Sector Analysis

— Invalidated Lap ■ Personal Best ■ Session Best B Crossing the pit lane

Lap	Time	Sector 1	Sector 2	Sector 3	Kph	Elapsed	Lap	Time	Sector 1	Sector 2	Sector 3	Kph	Elapsed
5	4:20.712	41.831	1:38.058	2:00.823	188.2	34:20.812							
6	4:23.445	42.000	1:41.567	1:59.878	186.2	38:44.257							
55	Nicolas MISSLIN					FRA	87	Richard WAGNER					DEU
	BWT Lechner Racing					Porsche 911 GT3 CUP		BWT Lechner Racing					Porsche 911 GT3 CUP
1	5:21.591	1:20.272	1:53.163	2:08.156	150.9	5:21.591	1	5:12.492	1:29.762	1:44.095	1:58.635	155.3	5:12.492
2	4:18.951	39.870	1:38.906	2:00.175	189.4	9:40.542	2	4:15.632	39.992	1:36.140	1:59.500	191.9	9:28.124
3	4:45.910B	39.610	1:35.912	2:30.388	171.6	14:26.452	3	4:34.926B	39.944	1:35.991	2:18.991	178.4	14:03.050
4	15:38.093	...	1:36.380	2:00.917	52.3	30:04.545	4	15:51.192	...	1:38.799	1:59.887	51.6	29:54.242
5	4:11.382	39.810	1:36.154	1:55.418	195.1	34:15.927	5	4:17.119	40.265	1:34.957	2:01.897	190.8	34:11.361
6	4:48.784	44.207	1:42.620	2:21.957	169.9	39:04.711	6	4:19.700	45.466	1:38.632	1:55.602	188.9	38:31.061
59	Maxence MAURICE					FRA	88	Stéphane DENOUIL					FRA
	IMSA Performance					Porsche 911 GT3 CUP		Martinet by Alméras					Porsche 911 GT3 CUP
1	5:45.743	2:05.702	1:39.626	2:00.415	140.4	5:45.743	1	6:10.703	2:08.857	2:00.473	2:01.373	130.9	6:10.703
2	4:15.816	40.705	1:36.545	1:58.566	191.8	10:01.559	2	4:17.254	40.609	1:38.037	1:58.608	190.7	10:27.957
3	4:51.440B	40.319	1:38.204	2:32.917	168.3	14:52.999	3	4:43.284B	40.268	1:37.142	2:25.874	173.2	15:11.241
4	14:41.867	...	1:38.253	1:58.795	55.6	29:34.866	4	15:13.456	...	1:38.136	1:57.933	53.7	30:24.697
5	4:16.548	41.277	1:36.438	1:58.833	191.2	33:51.414	5	4:13.454	40.414	1:35.891	1:57.149	193.5	34:38.151
6	4:18.436	41.388	1:38.885	1:58.163	189.8	38:09.850	6	4:18.800	42.764	1:37.429	1:58.607	189.5	38:56.951
69	Florian LATORRE					FRA	91	Jaxon EVANS					NZL
	CLRT					Porsche 911 GT3 CUP		BWT Lechner Racing					Porsche 911 GT3 CUP
1	4:31.867	56.321	1:39.087	1:56.459	178.5	4:31.867	1	4:36.708	58.791	1:41.769	1:56.148	175.4	4:36.708
2	4:07.278	39.198	1:34.724	1:53.356	198.4	8:39.145	2	4:08.322	39.222	1:34.500	1:54.600	197.5	8:45.030
3	4:23.327	38.802	1:34.259	2:10.266	186.3	13:02.472	3	4:49.653	39.120	1:34.665	2:35.868	169.4	13:34.683
4	5:36.352B	42.564	2:08.122	2:45.666	145.8	18:38.824	4	6:14.095B	44.645	2:29.681	2:59.769	131.1	19:48.778
5	10:56.282	7:24.046	1:36.249	1:55.987	74.7	29:35.106	5	10:33.360	7:00.087	1:35.827	1:57.446	77.4	30:22.138
6	4:13.130	39.328	1:33.873	1:59.929	193.8	33:48.236	6	4:07.987	39.169	1:34.451	1:54.367	197.8	34:30.125
							7	4:17.264	41.025	1:37.749	1:58.490	190.7	38:47.389
74	Roland BERVILLE					FRA	104	Loek HARTOG					NLD
	Pierre Martinet by Alméras					Porsche 911 GT3 CUP		Bas Koeten Racing					Porsche 911 GT3 CUP
1	6:05.605	2:21.405	1:43.318	2:00.882	132.7	6:05.605	1	4:34.145	57.881	1:39.673	1:56.591	177.0	4:34.145
2	4:16.335	40.581	1:37.520	1:58.234	191.4	10:21.940	2	4:07.063	39.161	1:34.578	1:53.324	198.5	8:41.208
3	4:42.364B	40.144	1:37.123	2:25.097	173.7	15:04.304	3	4:44.645B	39.036	1:34.834	2:30.775	172.3	13:25.853
4	16:04.165	...	1:40.507	2:00.412	50.9	31:08.469	4	16:15.477	...	1:36.335	1:56.483	50.3	29:41.330
5	4:16.904	40.324	1:38.590	1:57.990	190.9	35:25.373	5	4:10.222	40.331	1:35.129	1:54.762	196.0	33:51.552
6	4:16.830	40.369	1:38.034	1:58.427	191.0	39:42.203	6	4:08.571	39.527	1:34.798	1:54.246	197.3	38:00.123
80	Jaden CONWRIGHT					USA	106	Carlos RIVAS					LUX
	Dinamic Motorsport					Porsche 911 GT3 CUP		Black Falcon Team TEXTAR					Porsche 911 GT3 CUP
1	4:56.720	1:19.602	1:39.182	1:57.936	163.6	4:56.720	1	5:22.220	1:34.942	1:41.049	2:06.229	150.6	5:22.220
2	4:09.657	39.872	1:35.148	1:54.637	196.5	9:06.377	2	4:13.242	40.394	1:36.157	1:56.691	193.7	9:35.462
3	4:42.813	40.148	1:35.280	2:27.385	173.4	13:49.190	3	4:31.671B	39.824	1:36.667	2:15.180	180.6	14:07.133
4	6:16.244B	43.386	2:25.483	3:07.375	130.4	20:05.434	4	15:34.668	...	1:36.856	2:00.332	52.5	29:41.801
5	9:39.941	6:05.586	1:35.852	1:58.503	84.6	29:45.375	5	4:11.465	40.384	1:35.116	1:55.965	195.1	33:53.266
6	4:11.480	40.431	1:35.473	1:55.576	195.1	33:56.855	6	4:11.841	39.946	1:35.840	1:56.055	194.8	38:05.107
7	4:08.790	39.386	1:35.022	1:54.382	197.2	38:05.645							
85	Tugdual RABREAU					FRA	107	Jesse VAN KUIJK					NLD
	CLRT					Porsche 911 GT3 CUP		Team GP Elite					Porsche 911 GT3 CUP
1	6:35.004	2:45.192	1:47.423	2:02.389	122.9	6:35.004	1	4:41.196	1:03.772	1:39.905	1:57.519	172.6	4:41.196
2	4:23.316	42.328	1:39.047	2:01.941	186.3	10:58.320	2	4:10.866	39.562	1:35.791	1:55.513	195.5	8:52.062
3	5:53.124B	43.562	1:38.797	3:30.765	138.9	16:51.444	3	4:45.932	40.372	1:35.385	2:30.175	171.6	13:37.994
4	12:59.382	9:19.726	1:38.983	2:00.673	62.9	29:50.826	4	6:15.000B	44.754	2:28.590	3:01.656	130.8	19:52.994
5	4:26.244	41.730	1:39.308	2:05.206	184.2	34:17.070	5	11:10.079	7:37.135	1:36.251	1:56.693	73.2	31:03.073
							6	4:10.189	39.617	1:35.633	1:54.939	196.1	35:13.262

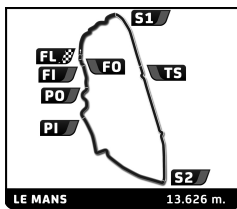


Porsche Carrera Cup
88^o Edition des 24 Heures du Mans
Free Practice 2

Sector Analysis

— Invalidated Lap ■ Personal Best ■ Session Best B Crossing the pit lane

Lap	Time	Sector 1	Sector 2	Sector 3	Kph	Elapsed	Lap	Time	Sector 1	Sector 2	Sector 3	Kph	Elapsed		
7	4:16.624	40.999	1:37.683	1:57.942	191.1	39:29.886	6	4:09.708	39.959	1:34.888	1:54.861	196.4	34:38.538		
108	Georgi DONCHEV	BGR						115	Dan SKOCDOPOLE	CZE					
Overdrive Racing by Huber Porsche 911 GT3 CUP							Overdrive Racing by Huber Porsche 911 GT3 CUP								
1	6:02.015	2:15.622	1:46.970	1:59.423	134.1	6:02.015	1	5:33.548	1:57.100	1:38.253	1:58.195	145.5	5:33.548		
2	4:15.212	40.958	1:36.571	1:57.683	192.2	10:17.227	2	4:26.623 B	40.034	1:38.977	2:07.612	184.0	10:00.171		
3	4:44.315 B	40.480	1:36.477	2:27.358	172.5	15:01.542	3	19:26.133	...	1:38.642	1:58.524	42.1	29:26.304		
4	14:43.680	...	1:45.144	2:02.065	55.5	29:45.222	4	4:14.698	40.903	1:36.868	1:56.927	192.6	33:41.002		
5	4:15.597	41.221	1:37.199	1:57.177	191.9	34:00.819	5	4:14.860	40.373	1:37.026	1:57.461	192.5	37:55.862		
6	4:14.669	40.014	1:37.415	1:57.240	192.6	38:15.488									
109	Diego BERTONELLI	ITA						116	Daan VAN KUIJK	NLD					
FACH AUTO TECH Porsche 911 GT3 CUP							GP Elite Porsche 911 GT3 CUP								
1	4:59.326	1:24.111	1:39.814	1:55.401	162.1	4:59.326	1	4:50.700	1:12.766	1:41.010	1:56.924	166.9	4:50.700		
2	4:07.397	38.952	1:34.579	1:53.866	198.3	9:06.723	2	4:08.648	39.331	1:35.147	1:54.170	197.3	8:59.348		
3	4:40.617	38.964	1:35.333	2:26.320	174.8	13:47.340	3	4:43.554	39.266	1:34.298	2:29.990	173.0	13:42.902		
4	6:16.196 B	43.710	2:25.725	3:06.761	130.4	20:03.536	4	6:19.110 B	44.925	2:27.567	3:06.618	129.4	20:02.012		
5	10:09.933	6:39.286	1:35.494	1:55.153	80.4	30:13.469	5	11:09.574	7:34.423	1:37.857	1:57.294	73.3	31:11.586		
6	4:11.469	39.366	1:36.249	1:55.854	195.1	34:24.938	6	4:09.872	39.380	1:35.606	1:54.886	196.3	35:21.458		
7	4:15.509	39.885	1:39.195	1:56.429	192.0	38:40.447	7	4:13.306	39.314	1:38.056	1:55.936	193.7	39:34.764		
110	Matthias JESERICH	DEU						118	Lucas GROENEVELD	NLD					
CarTech Motorsport by Nigrin Porsche 911 GT3 CUP							GP Elite Porsche 911 GT3 CUP								
1	6:12.129	2:24.301	1:45.903	2:01.925	130.4	6:12.129	1	4:46.291	1:09.825	1:40.103	1:56.363	169.5	4:46.291		
2	4:17.836	40.830	1:38.137	1:58.869	190.3	10:29.965	2	4:08.673	39.547	1:34.464	1:54.662	197.3	8:54.964		
3	5:09.404 B	40.707	1:37.357	2:51.340	158.5	15:39.369	3	4:45.017	39.455	1:34.556	2:31.006	172.1	13:39.981		
4	14:32.157	...	1:38.115	1:58.837	56.2	30:11.526	4	6:15.723 B	45.603	2:27.471	3:02.649	130.6	19:55.704		
5	4:22.676	40.845	1:41.317	2:00.514	186.7	34:34.202	5	11:08.141	7:35.111	1:35.914	1:57.116	73.4	31:03.845		
6	4:28.546 B	41.821	1:37.982	2:08.743	182.7	39:02.748	6	4:09.902	39.711	1:35.202	1:54.989	196.3	35:13.747		
							7	4:17.382	40.777	1:38.666	1:57.939	190.6	39:31.129		
111	Dominique BASTIEN	USA						124	Ziad GERIS	NLD					
HRT Motorsport Porsche 911 GT3 CUP							Team GP Elite Porsche 911 GT3 CUP								
1	6:26.424	2:40.969	1:40.886	2:04.569	125.6	6:26.424	1	5:57.224	2:07.594	1:47.949	2:01.681	135.9	5:57.224		
2	4:24.582	41.971	1:38.309	2:04.302	185.4	10:51.006	2	4:17.335	41.502	1:37.477	1:58.356	190.6	10:14.559		
3	5:58.542 B	43.395	1:39.814	3:35.333	136.8	16:49.548	3	4:43.671 B	40.960	1:37.062	2:25.649	172.9	14:58.230		
4	12:54.062	9:09.184	1:39.503	2:05.375	63.4	29:43.610	4	14:29.355	...	1:41.562	1:58.969	56.4	29:27.585		
5	4:29.065	42.265	1:40.382	2:06.418	182.3	34:12.675	5	4:17.845	42.037	1:36.628	1:59.180	190.2	33:45.430		
6	4:24.924	42.654	1:40.489	2:01.781	185.2	38:37.599	6	4:18.246	40.918	1:36.521	2:00.807	189.9	38:03.676		
112	Kay VAN BERLO	NLD						125	Larry TEN VOORDE	NLD					
Nebulus Racing by Huber Porsche 911 GT3 CUP							Nebulus Racing by Huber Porsche 911 GT3 CUP								
1	5:02.317	1:25.803	1:39.604	1:56.910	160.5	5:02.317	1	4:33.509	57.314	1:39.027	1:57.168	177.4	4:33.509		
2	4:11.563	40.149	1:35.857	1:55.557	195.0	9:13.880	2	4:07.521	39.198	1:34.735	1:53.588	198.2	8:41.030		
3	4:39.801	39.485	1:35.710	2:24.606	175.3	13:53.681	3	4:45.315 B	39.829	1:36.135	2:29.351	171.9	13:26.345		
4	6:13.604 B	40.957	2:24.279	3:08.368	131.3	20:07.285	4	15:54.362	...	1:37.424	1:55.840	51.4	29:20.707		
5	10:13.680	6:42.421	1:36.452	1:54.807	79.9	30:20.965	5	4:13.614	39.096	1:34.607	1:59.911	193.4	33:34.321		
6	4:08.844	39.151	1:34.446	1:55.247	197.1	34:29.809	6	4:21.854 B	39.971	1:39.726	2:02.157	187.3	37:56.175		
7	4:12.736	40.279	1:35.772	1:56.685	194.1	38:42.545									
114	Jukka HONKAVUORI	FIN						126	Laurin HEINRICH	DEU					
MRS-GT Racing Porsche 911 GT3 CUP							T3/HRT Motorsport Porsche 911 GT3 CUP								
1	4:48.917	1:13.729	1:38.225	1:56.963	168.0	4:48.917	1	4:35.596	59.161	1:40.205	1:56.230	176.1	4:35.596		
2	4:09.010	39.413	1:34.855	1:54.742	197.0	8:57.927	2	4:06.139	38.949	1:33.996	1:53.194	199.3	8:41.735		
3	4:43.079	39.823	1:34.649	2:28.607	173.3	13:41.006	3	4:45.594 B	39.493	1:35.095	2:31.006	171.8	13:27.329		
4	6:16.545 B	45.561	2:27.445	3:03.539	130.3	19:57.551	4	16:51.907	...	1:36.132	1:56.542	48.5	30:19.236		
5	10:31.279	6:57.795	1:35.946	1:57.538	77.7	30:28.830	5	4:10.440	39.470	1:35.165	1:55.805	195.9	34:29.676		

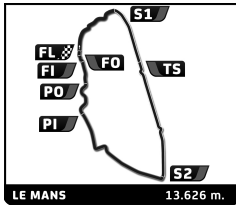


Porsche Carrera Cup
88^o Edition des 24 Heures du Mans
Free Practice 2

Sector Analysis

— Invalidated Lap ■ Personal Best ■ Session Best B Crossing the pit lane

Lap	Time	Sector 1	Sector 2	Sector 3	Kph	Elapsed	Lap	Time	Sector 1	Sector 2	Sector 3	Kph	Elapsed
6	4:25.097 B	40.234	1:37.645	2:07.218	185.0	38:54.773							
133	Stefan REHKOPF						181	Julian HANSES					
	Nebulus Racing by Huber					Porsche 911 GT3 CUP		FÖRCH Racing					Porsche 911 GT3 CUP
1	5:48.193	2:02.067	1:44.097	2:02.029	139.4	5:48.193	1	6:44.614	2:57.634	1:45.053	2:01.927	119.9	6:44.614
2	4:13.807	40.483	1:36.689	1:56.635	193.3	10:02.000	2	4:14.265	39.939	1:35.829	1:58.497	192.9	10:58.879
3	4:48.412 B	40.276	1:36.956	2:31.180	170.1	14:50.412	3	5:06.448 B	41.467	1:36.009	2:48.972	160.1	16:05.327
4	14:37.656	...	1:38.281	1:57.852	55.9	29:28.068	4	13:54.994	...	1:36.028	1:59.614	58.7	30:00.321
5	4:15.193	40.439	1:36.948	1:57.806	192.2	33:43.261	5	4:14.597	39.478	1:35.152	1:59.967	192.7	34:14.918
6	4:14.276	40.523	1:36.921	1:56.832	192.9	37:57.537	6	4:17.422	44.101	1:37.480	1:55.841	190.6	38:32.340
135	Benoit FRETIN						196	Joey MAWSON					
	YDEO Compétition by RT					Porsche 911 GT3 CUP		FACH AUTO TECH					Porsche 911 GT3 CUP
1	6:50.757	2:54.066	1:46.517	2:10.174	118.2	6:50.757	1	4:45.227				170.2	4:45.227
2	4:36.900	43.789	1:43.469	2:09.642	177.2	11:27.657	2	4:07.026				198.6	8:52.253
3	5:32.206 B	47.263	1:43.372	3:01.571	147.7	16:59.863	3	4:51.966 B				168.0	13:44.219
4	13:34.052	9:35.455	1:42.481	2:16.116	60.3	30:33.915	4	15:49.766				51.6	29:33.985
5	4:36.234	44.392	1:43.091	2:08.751	177.6	35:10.149	5	4:14.221				193.0	33:48.206
6	4:38.054	44.690	1:44.713	2:08.651	176.4	39:48.203	6	4:13.185				193.7	38:01.391
141	Michael VERHAGEN						329	Jean-Philippe GAMBARO					
	MRS-GT Racing					Porsche 911 GT3 CUP		IMSA Performance					Porsche 911 GT3 CUP
1	6:00.964	2:19.022	1:42.289	1:59.653	134.4	6:00.964	1	6:22.990	2:31.234	1:45.346	2:06.410	126.7	6:22.990
2	10:37.951 B	40.994	1:36.507	8:20.450	76.9	16:38.915	2	4:19.812	40.946	1:38.784	2:00.082	188.8	10:42.802
3	17:24.505 B	...	3:49.758	3:10.412	47.0	34:03.420	3	5:13.403 B	41.084	1:42.171	2:50.148	156.5	15:56.205
157	Rudy VAN BUREN						4	13:50.683	...	1:38.359	2:04.396	59.1	29:46.888
	CarTech Motorsport by Nigrin					Porsche 911 GT3 CUP	5	4:27.773	42.390	1:37.384	2:07.999	183.2	34:14.661
1	4:41.711	1:05.106	1:39.310	1:57.295	172.3	4:41.711	6	4:36.235 B	44.646	1:42.511	2:09.078	177.6	38:50.896
2	4:09.066	39.615	1:34.649	1:54.802	197.0	8:50.777	888	François LANSARD					
3	4:44.803	39.419	1:35.003	2:30.381	172.2	13:35.580		CLRT					Porsche 911 GT3 CUP
4	6:15.504 B	46.213	2:28.732	3:00.559	130.6	19:51.084	1	6:24.837	2:30.954	1:48.718	2:05.165	126.1	6:24.837
5	10:14.215	6:38.154	1:35.460	2:00.601	79.9	30:05.299	2	4:18.497	41.371	1:37.129	1:59.997	189.8	10:43.334
6	4:10.160	39.452	1:34.512	1:56.196	196.1	34:15.459	3	5:05.096 B	41.082	1:37.168	2:46.846	160.8	15:48.430
7	4:17.612	44.206	1:38.695	1:54.711	190.4	38:33.071	4	14:02.627	...	1:37.825	1:58.376	58.2	29:51.057
169	Holger HARMSEN						5	4:22.975	41.769	1:37.741	2:03.465	186.5	34:14.032
	T3/HRT Motorsport					Porsche 911 GT3 CUP	6	4:17.961	42.028	1:38.131	1:57.802	190.2	38:31.993
1	6:53.605	2:53.649	1:49.857	2:10.099	117.3	6:53.605	911	Christophe LAPIERRE					
2	4:29.733	43.032	1:40.615	2:06.086	181.9	11:23.338		Sébastien Loeb Racing					Porsche 911 GT3 CUP
3	5:30.616 B	42.490	1:40.026	3:08.100	148.4	16:53.954	1	5:41.607	2:02.419	1:40.503	1:58.685	142.1	5:41.607
4	12:48.863	9:01.144	1:41.579	2:06.140	63.8	29:42.817	2	4:16.888	40.676	1:37.396	1:58.816	191.0	9:58.495
5	4:31.001	42.716	1:40.296	2:07.989	181.0	34:13.818	3	4:38.867 B	40.233	1:37.123	2:21.511	175.9	14:37.362
6	4:38.966	44.622	1:41.501	2:12.843	175.8	38:52.784	4	15:09.927	...	1:36.940	1:58.130	53.9	29:47.289
177	Leon KÖHLER						5	4:48.643	40.567	1:51.550	2:16.526	169.9	34:35.932
	T3/HRT Motorsport					Porsche 911 GT3 CUP	6	4:15.894	40.494	1:36.462	1:58.938	191.7	38:51.826
1	4:29.565	55.342	1:39.150	1:55.073	180.0	4:29.565	919	Michael FASSBENDER					
2	4:07.885	39.282	1:35.093	1:53.510	197.9	8:37.450		Porsche Motorsport					Porsche 911 GT3 CUP
3	4:24.675	38.958	1:34.464	2:11.253	185.3	13:02.125	1	6:51.200	2:54.583	1:46.917	2:09.700	118.0	6:51.200
4	5:34.739 B	41.740	2:07.729	2:45.270	146.5	18:36.864	2	4:31.293	43.791	1:40.284	2:07.218	180.8	11:22.493
5	11:30.771	7:48.411	1:35.814	2:06.546	71.0	30:07.635	3	5:35.558 B	44.137	1:41.112	3:10.309	146.2	16:58.051
6	4:12.270	39.597	1:34.211	1:58.462	194.4	34:19.905	4	13:47.802	...	1:44.416	2:02.596	59.3	30:45.853
7	4:15.099	41.167	1:39.275	1:54.657	192.3	38:35.004	5	4:23.328	41.681	1:38.460	2:03.187	186.3	35:09.181
							6	4:25.490	41.933	1:39.764	2:03.793	184.8	39:34.671



Porsche Carrera Cup
88^o Edition des 24 Heures du Mans
Free Practice 2

Sector Analysis

— Invalidated Lap ■ Personal Best ■ Session Best B Crossing the pit lane

Lap	Time	Sector 1	Sector 2	Sector 3	Kph	Elapsed	Lap	Time	Sector 1	Sector 2	Sector 3	Kph	Elapsed	
991	Alessio PICARIELLO BEL						Porsche 911 GT3 CUP							
Pierre Martinet by Alméras														
1	4:44.158	1:08.174	1:39.133	1:56.851	170.8	4:44.158								
2	4:07.295	39.162	1:34.150	1:53.983	198.4	8:51.453								
3	4:44.915	39.219	1:36.386	2:29.310	172.2	13:36.368								
4	6:13.148 B	44.464	2:28.818	2:59.866	131.5	19:49.516								
5	10:22.253	6:51.774	1:35.609	1:54.870	78.8	30:11.769								
6	4:09.179	39.191	1:34.947	1:55.041	196.9	34:20.948								
7	4:14.903	40.528	1:39.292	1:55.083	192.4	38:35.851								
993	Max VAN SPLUNTEREN NLD						Porsche 911 GT3 CUP							
Porsche Mobil 1 Supercup														
1	8:12.595	4:33.492	1:43.826	1:55.277	98.5	8:12.595								
2	4:45.141	39.536	1:36.051	2:29.554	172.0	12:57.736								
3	5:33.301 B	42.356	2:01.124	2:49.821	147.2	18:31.037								
4	11:21.650	7:50.710	1:35.828	1:55.112	72.0	29:52.687								
5	4:11.695	40.337	1:35.002	1:56.356	194.9	34:04.382								
6	4:12.289	41.042	1:37.951	1:53.296	194.4	38:16.671								