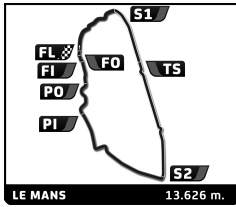


Porsche Carrera Cup
88^o Edition des 24 Heures du Mans
Qualifying Practice

Sector Analysis

— Invalidated Lap ■ Personal Best ■ Session Best B Crossing the pit lane

Lap	Time	Sector 1	Sector 2	Sector 3	Kph	Elapsed	Lap	Time	Sector 1	Sector 2	Sector 3	Kph	Elapsed	
1	Ayhancan GÜVEN TUR Martinet by Alméras Porsche 911 GT3 CUP							20	Victor WEYRICH FRA Pierre Martinet by Alméras Porsche 911 GT3 CUP					
1	4:40.658	1:02.061	1:41.844	1:56.753	172.9	4:40.658	1	5:29.625	1:31.442	1:53.762	2:04.421	147.2	5:29.625	
2	4:06.423	39.143	1:33.707	1:53.573	199.1	8:47.081	2	4:10.757	39.891	1:34.838	1:56.028	195.6	9:40.382	
3	4:08.530	39.072	1:34.605	1:54.853	197.4	12:55.611	3	4:10.737	39.401	1:35.446	1:55.890	195.6	13:51.119	
4	5:08.059 B	1:08.214	1:50.144	2:09.701	159.2	18:03.670	4	4:39.402	52.823	1:49.874	1:56.705	175.6	18:30.521	
5	7:11.216	3:37.986	1:36.319	1:56.911	113.8	25:14.886	5	4:12.413	39.900	1:35.896	1:56.617	194.3	22:42.934	
6	4:08.231	39.121	1:34.617	1:54.493	197.6	29:23.117	6	4:10.419	39.639	1:35.186	1:55.594	195.9	26:53.353	
7	4:30.532 B	46.853	1:38.405	2:05.274	181.3	33:53.649	7	4:20.835 B	40.330	1:35.440	2:05.065	188.1	31:14.188	
8	10:39.167	6:58.700	1:41.829	1:58.638	76.7	44:32.816	8	10:33.388	6:28.827	1:52.424	2:12.137	77.4	41:47.576	
9	4:15.715	39.640	1:37.396	1:58.679	191.8	48:48.531	9	4:09.326	39.664	1:35.013	1:54.649	196.7	45:56.902	
10	4:05.571	38.872	1:33.517	1:53.182	199.8	52:54.102	10	4:08.990	39.306	1:35.073	1:54.611	197.0	50:05.892	
11	4:05.408	38.754	1:33.318	1:53.336	199.9	56:59.510	11	4:09.736	39.280	1:35.118	1:55.338	196.4	54:15.628	
12	4:34.218 B	40.481	1:41.782	2:11.955	178.9	1:01:33.728	12	4:09.141	39.330	1:34.883	1:54.928	196.9	58:24.769	
							13	4:30.630 B	40.335	1:38.282	2:12.013	181.3	1:02:55.399	
5	Adam ETEKI FRA CLRT Porsche 911 GT3 CUP							22	Steve BROOKS FRA CLRT Porsche 911 GT3 CUP					
1	4:47.084	1:05.435	1:42.337	1:59.312	169.1	4:47.084	1	5:43.334	1:50.018	1:43.685	2:09.631	141.4	5:43.334	
2	4:05.998	39.004	1:33.936	1:53.058	199.4	8:53.082	2	4:16.895	42.226	1:37.068	1:57.601	190.9	10:00.229	
3	4:51.813 B	39.004	2:02.587	2:10.222	168.1	13:44.895	3	4:23.908	41.044	1:42.094	2:00.770	185.9	14:24.137	
4	26:27.507	...	1:41.928	1:57.006	30.9	40:12.402	4	4:45.477	1:00.885	1:44.247	2:00.345	171.8	19:09.614	
5	4:08.452	38.947	1:34.301	1:55.204	197.4	44:20.854	5	4:15.301	40.485	1:36.250	1:58.566	192.1	23:24.915	
6	4:09.195	40.717	1:34.658	1:53.820	196.8	48:30.049	6	4:15.012	40.526	1:35.520	1:58.966	192.4	27:39.927	
7	4:08.313	39.105	1:33.888	1:55.320	197.5	52:38.362	7	4:26.716 B	40.653	1:37.088	2:08.975	183.9	32:06.643	
8	4:16.490 B	39.290	1:34.801	2:02.399	191.2	56:54.852	8	8:11.569	4:35.495	1:38.038	1:58.036	99.8	40:18.212	
							9	4:15.859	40.740	1:37.075	1:58.044	191.7	44:34.071	
							10	4:15.487	40.714	1:36.199	1:58.574	192.0	48:49.558	
							11	4:16.705	40.776	1:36.702	1:59.227	191.1	53:06.263	
							12	4:17.652	40.959	1:37.893	1:58.800	190.4	57:23.915	
							13	4:16.942	40.555	1:36.562	1:59.825	190.9	1:01:40.857	
7	Jérôme BOULLERY FRA Racing Technology Porsche 911 GT3 CUP							23	Marvin KLEIN FRA Martinet by Alméras Porsche 911 GT3 CUP					
1	6:03.290	2:10.629	1:51.654	2:01.007	133.6	6:03.290	1	4:41.243	1:02.529	1:41.917	1:56.797	172.6	4:41.243	
2	4:14.840	40.249	1:37.169	1:57.422	192.5	10:18.130	2	4:06.191	39.043	1:33.812	1:53.336	199.3	8:47.434	
3	4:14.594	40.548	1:37.361	1:56.685	192.7	14:32.724	3	4:07.181	39.007	1:34.013	1:54.161	198.5	12:54.615	
4	4:33.720	56.159	1:38.273	1:59.288	179.2	19:06.444	4	5:05.734 B	1:08.688	1:51.045	2:06.001	160.4	18:00.349	
5	4:14.704	40.052	1:36.690	1:57.962	192.6	23:21.148	5	28:44.701	...	1:43.458	2:51.002	28.4	46:45.050	
6	4:12.851	39.899	1:36.732	1:56.220	194.0	27:33.999	6	4:06.545	39.280	1:33.983	1:53.282	199.0	50:51.595	
7	4:21.848 B	40.280	1:36.452	2:05.116	187.3	31:55.847	7	5:00.426	39.662	2:08.559	2:12.205	163.3	55:52.021	
8	8:52.003	5:02.394	1:50.313	1:59.296	92.2	40:47.850	8	4:06.567	39.090	1:34.036	1:53.441	198.9	59:58.588	
9	4:11.892	39.851	1:36.048	1:55.993	194.7	44:59.742								
10	4:11.839	39.780	1:35.696	1:56.363	194.8	49:11.581								
11	4:10.622	39.502	1:35.654	1:55.466	195.7	53:22.203								
12	4:11.138	39.489	1:36.049	1:55.600	195.3	57:33.341								
13	4:10.394	40.023	1:34.644	1:55.727	195.9	1:01:43.735								
11	Sylvain NOËL FRA Racing Technology Porsche 911 GT3 CUP							26	Emil CAUMES FRA CLRT Porsche 911 GT3 CUP					
1	5:47.528 B	1:23.326	2:04.221	2:19.981	139.6	5:47.528	1	5:42.232	1:42.576	1:49.230	2:10.426	141.8	5:42.232	
2	5:53.784	2:20.995	1:37.354	1:55.435	138.7	11:41.312	2	4:13.896	40.408	1:36.762	1:56.726	193.2	9:56.128	
3	4:10.139	39.256	1:35.738	1:55.145	196.1	15:51.451	3	4:24.450	40.170	1:46.339	1:57.941	185.5	14:20.578	
4	4:10.526	39.438	1:35.832	1:55.256	195.8	20:01.977	4	4:46.821	1:01.622	1:41.971	2:03.228	171.0	19:07.399	
5	4:29.685 B	44.159	1:37.762	2:07.7										

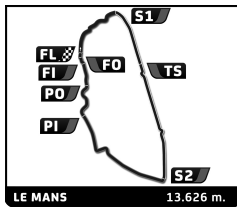


Porsche Carrera Cup
88^o Edition des 24 Heures du Mans
Qualifying Practice

Sector Analysis

— Invalidated Lap ■ Personal Best ■ Session Best B Crossing the pit lane

Lap	Time	Sector 1	Sector 2	Sector 3	Kph	Elapsed	Lap	Time	Sector 1	Sector 2	Sector 3	Kph	Elapsed
12	4:48.449 B	42.006	1:42.096	2:24.347	170.1	58:43.482							
27	Jean-Baptiste SIMMENAUER						55	Nicolas MISSLIN					
	BWT Lechner Racing					Porsche 911 GT3 CUP		BWT Lechner Racing					Porsche 911 GT3 CUP
1	4:56.059	1:13.966	1:42.454	1:59.639	163.9	4:56.059	1	5:26.578	1:22.498	1:59.589	2:04.491	148.6	5:26.578
2	4:07.288	39.205	1:34.274	1:53.809	198.4	9:03.347	2	4:10.392	39.677	1:35.428	1:55.287	195.9	9:36.970
3	4:11.140	40.333	1:36.522	1:54.285	195.3	13:14.487	3	4:15.640	40.189	1:36.743	1:58.708	191.9	13:52.610
4	5:02.697	1:18.451	1:48.674	1:55.572	162.1	18:17.184	4	4:40.427	53.197	1:48.940	1:58.290	174.9	18:33.037
5	4:17.869 B	39.173	1:34.853	2:03.843	190.2	22:35.053	5	4:29.967 B	40.012	1:39.670	2:10.285	181.7	23:03.004
6	22:35.752	...	1:44.812	2:02.748	36.2	45:10.805	6	22:09.390	...	1:43.083	2:03.355	36.9	45:12.394
7	4:06.870	39.212	1:34.202	1:53.456	198.7	49:17.675	7	4:08.098	39.614	1:34.024	1:54.460	197.7	49:20.492
8	4:08.604	38.836	1:36.773	1:52.995	197.3	53:26.279	8	4:08.150	39.306	1:34.339	1:54.505	197.7	53:28.642
9	4:07.202	38.739	1:33.537	1:54.926	198.4	57:33.481	9	4:20.038	41.322	1:37.340	2:01.376	188.6	57:48.680
10	4:07.480	39.034	1:34.143	1:54.303	198.2	1:01:40.961	10	4:10.281	39.528	1:35.068	1:55.685	196.0	1:01:58.961
33	Evan SPENLE						59	Maxence MAURICE					
	Sébastien Loeb Racing					Porsche 911 GT3 CUP		IMSA Performance					Porsche 911 GT3 CUP
1	5:10.059	1:27.747	1:41.602	2:00.710	156.5	5:10.059	1	5:36.100	1:51.239	1:41.334	2:03.527	144.4	5:36.100
2	4:10.942	40.002	1:35.409	1:55.531	195.5	9:21.001	2	4:12.863	40.398	1:35.193	1:57.272	194.0	9:48.963
3	4:11.786	39.955	1:35.715	1:56.116	194.8	13:32.787	3	4:46.687	41.216	1:49.743	2:15.728	171.1	14:35.650
4	4:52.900	1:09.832	1:47.936	1:55.132	167.5	18:25.687	4	4:37.559	54.112	1:42.581	2:00.866	176.7	19:13.209
5	4:09.282	39.739	1:34.729	1:54.814	196.8	22:34.969	5	4:12.411	40.300	1:35.573	1:56.538	194.3	23:25.620
6	4:26.033 B	40.089	1:35.289	2:10.655	184.4	27:01.002	6	4:22.493 B	40.318	1:36.031	2:06.144	186.9	27:48.113
7	10:31.807	6:40.276	1:48.230	2:03.301	77.6	37:32.809	7	11:31.933	7:46.304	1:41.622	2:04.007	70.9	39:20.046
8	4:09.679	39.893	1:35.004	1:54.782	196.5	41:42.488	8	4:14.044	40.549	1:36.307	1:57.188	193.1	43:34.090
9	4:08.645	39.405	1:34.676	1:54.564	197.3	45:51.133	9	4:12.094	40.078	1:35.517	1:56.499	194.6	47:46.184
10	4:08.107	39.531	1:34.584	1:53.992	197.7	49:59.240	10	4:15.631	39.980	1:36.810	1:58.841	191.9	52:01.815
11	4:09.485	39.481	1:35.328	1:54.676	196.6	54:08.725	11	4:12.316	40.228	1:36.065	1:56.023	194.4	56:14.131
12	4:09.096	39.582	1:34.841	1:54.673	196.9	58:17.821	12	4:11.294	40.061	1:35.104	1:56.129	195.2	1:00:25.425
13	4:10.980	39.840	1:35.230	1:55.910	195.4	1:02:28.801	69	Florian LATORRE					
35	Thomas FRETIN							CLRT					Porsche 911 GT3 CUP
	YDEO Compétition by RT					Porsche 911 GT3 CUP	1	4:39.710	1:02.456	1:40.776	1:56.478	173.5	4:39.710
1	6:18.111	2:32.115	1:41.775	2:04.221	128.4	6:18.111	2	4:10.147	39.007	1:34.948	1:56.192	196.1	8:49.857
2	4:21.209	41.551	1:38.723	2:00.935	187.8	10:39.320	3	4:05.203	38.739	1:33.421	1:53.043	200.1	12:55.060
3	4:36.163	45.225	1:50.254	2:00.684	177.6	15:15.483	4	5:01.882	1:06.768	1:48.954	2:06.160	162.5	17:56.942
4	4:18.823	41.181	1:37.902	1:59.740	189.5	19:34.306	5	4:15.615 B	39.162	1:34.442	2:02.011	191.9	22:12.557
5	4:29.668	43.171	1:37.807	2:08.690	181.9	24:03.974	6	19:02.888 B	...	2:00.464	2:27.668	42.9	41:15.445
6	4:19.481	41.260	1:38.515	1:59.706	189.0	28:23.455	7	9:05.959	4:46.773	1:58.467	2:20.719	89.8	50:21.404
7	4:18.404	41.063	1:37.248	2:00.093	189.8	32:41.859	8	4:11.180	38.929	1:36.132	1:56.119	195.3	54:32.584
8	4:17.540	40.771	1:38.142	1:58.627	190.5	36:59.399	9	4:04.359	38.634	1:33.844	1:51.881	200.7	58:36.943
9	4:16.883	41.317	1:37.706	1:57.860	191.0	41:16.282	10	5:14.209	46.640	2:05.366	2:22.203	156.1	1:03:51.152
10	4:15.796	40.682	1:37.369	1:57.745	191.8	45:32.078	74	Roland BERVILLE					
11	4:28.325 B	41.619	1:38.333	2:08.373	182.8	50:00.403		Pierre Martinet by Alméras					Porsche 911 GT3 CUP
44	Franck LEHERPEUR						1	5:53.434	2:05.171	1:45.901	2:02.362	137.3	5:53.434
	Racing Technology					Porsche 911 GT3 CUP	2	4:16.632	40.687	1:37.369	1:58.576	191.1	10:10.066
1	6:04.844	2:11.213	1:51.592	2:02.039	133.0	6:04.844	3	4:16.223	40.661	1:37.136	1:58.426	191.4	14:26.289
2	4:14.990	40.429	1:36.867	1:57.694	192.4	10:19.834	4	5:04.586	1:00.099	1:51.975	2:12.512	161.1	19:30.875
3	5:03.957 B	40.205	2:14.053	2:09.699	161.4	15:23.791	5	4:30.013	40.467	1:36.742	2:12.804	181.7	24:00.888
4	14:55.478	...	1:47.895	1:59.845	54.8	30:19.269	6	4:15.564	40.472	1:37.011	1:58.081	191.9	28:16.452
5	4:16.439	40.796	1:37.700	1:57.943	191.3	34:35.708	7	4:30.338 B	41.081	1:38.735	2:10.522	181.5	32:46.790
6	4:16.327	40.670	1:37.314	1:58.343	191.4	38:52.035	8	8:53.212	5:13.684	1:40.904	1:58.624	92.0	41:40.002
7	4:16.425	40.686	1:37.668	1:58.071	191.3	43:08.460	9	4:15.033	40.727	1:36.472	1:57.834	192.3	45:55.035
8	4:20.282	42.416	1:38.415	1:59.451	188.5	47:28.742	10	4:12.789	39.950	1:36.839	1:56.000	194.0	50:07.824
9	4:16.537	40.790	1:37.401	1:58.346	191.2	51:45.279	11	4:12.544	39.838	1:35.946	1:56.760	194.2	54:20.368
10	4:33.513 B	42.358	1:40.782	2:10.373	179.3	56:18.792	12	4:32.593 B	40.161	1:41.226	2:11.206	180.0	58:52.961

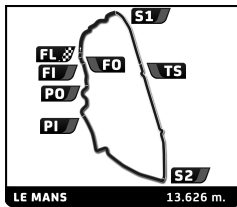


Porsche Carrera Cup
88^o Edition des 24 Heures du Mans
Qualifying Practice

Sector Analysis

— Invalidated Lap ■ Personal Best ■ Session Best B Crossing the pit lane

Lap	Time	Sector 1	Sector 2	Sector 3	Kph	Elapsed	Lap	Time	Sector 1	Sector 2	Sector 3	Kph	Elapsed	
80	Jaden CONWRIGHT USA							11	4:22.771	39.991	1:36.113	2:06.667	186.7	1:01:52.563
	Dinamic Motorsport Porsche 911 GT3 CUP													
1	4:52.066	1:09.525	1:43.810	1:58.731	166.2	4:52.066								
2	4:07.473	39.145	1:34.014	1:54.314	198.2	8:59.539								
3	4:30.473B	39.196	1:42.590	2:08.687	181.4	13:30.012								
85	Tugdual RABREAU FRA							102	Dylan PEREIRA LUX					
	CLRT Porsche 911 GT3 CUP								FÖRCH Racing Porsche 911 GT3 CUP					
1	6:07.706	2:18.682	1:46.035	2:02.989	132.0	6:07.706	1	7:29.913	3:45.552	1:43.825	2:00.536	107.9	7:29.913	
2	4:17.799	41.020	1:37.432	1:59.347	190.3	10:25.505	2	4:08.790	39.375	1:35.276	1:54.139	197.2	11:38.703	
3	4:18.564	41.189	1:38.503	1:58.872	189.7	14:44.069	3	4:08.398	39.358	1:34.953	1:54.087	197.5	15:47.101	
4	4:32.919	45.009	1:44.480	2:03.430	179.7	19:16.988	4	4:07.154	38.912	1:34.631	1:53.611	198.5	19:54.255	
5	4:54.643B	41.138	1:38.340	2:35.165	166.5	24:11.631	5	4:11.356	39.604	1:35.274	1:56.478	195.2	24:05.611	
							6	4:10.346	39.793	1:35.346	1:55.207	195.9	28:15.957	
							7	4:15.076B	39.027	1:34.605	2:01.444	192.3	32:31.033	
							8	7:09.791	3:33.187	1:37.611	1:58.993	114.1	39:40.824	
							9	4:06.218	38.721	1:33.787	1:53.710	199.2	43:47.042	
87	Richard WAGNER DEU							104	Loek HARTOG NLD					
	BWT Lechner Racing Porsche 911 GT3 CUP								Bas Koeten Racing Porsche 911 GT3 CUP					
1	5:38.962	1:50.610	1:45.177	2:03.175	143.2	5:38.962	1	4:41.972	1:03.896	1:40.911	1:57.165	172.1	4:41.972	
2	4:10.452	39.650	1:35.311	1:55.491	195.9	9:49.414	2	4:06.801	39.263	1:34.475	1:53.063	198.8	8:48.773	
3	4:26.139	41.969	1:47.387	1:56.783	184.3	14:15.553	3	4:06.519	39.085	1:34.357	1:53.077	199.0	12:55.292	
4	4:50.703B	1:03.964	1:42.289	2:04.450	168.7	19:06.256	4	5:00.593B	1:15.502	1:40.424	2:04.667	163.2	17:55.885	
5	6:55.463	3:15.600	1:42.681	1:57.182	118.1	26:01.719	5	22:05.625	...	3:40.747	2:08.760	37.0	40:01.510	
6	4:10.264	39.698	1:35.332	1:55.234	196.0	30:11.983	6	4:05.386	38.726	1:34.036	1:52.624	199.9	44:06.896	
7	4:17.347B	40.072	1:35.720	2:01.555	190.6	34:29.330	7	4:22.706	47.204	1:38.169	1:57.333	186.7	48:29.602	
8	10:42.105	6:57.183	1:41.969	2:02.953	76.4	45:11.435	8	4:30.404B	38.825	1:33.326	2:18.253	181.4	53:00.006	
9	4:08.141	39.350	1:34.350	1:54.441	197.7	49:19.576								
10	4:07.669	39.058	1:34.239	1:54.372	198.1	53:27.245								
11	4:08.253	39.296	1:34.052	1:54.905	197.6	57:35.498								
12	4:11.209	39.446	1:34.384	1:57.379	195.3	1:01:46.707								
88	Stéphane DENOUAL FRA							106	Carlos RIVAS LUX					
	Martinet by Alméras Porsche 911 GT3 CUP								Black Falcon Team TEXTAR Porsche 911 GT3 CUP					
1	5:31.987	1:32.768	1:53.841	2:05.378	146.2	5:31.987	1	5:27.680	1:23.855	1:58.933	2:04.892	148.1	5:27.680	
2	4:12.739	40.020	1:35.931	1:56.788	194.1	9:44.726	2	4:13.356	40.092	1:36.180	1:57.084	193.6	9:41.036	
3	4:12.578	39.992	1:36.035	1:56.551	194.2	13:57.304	3	4:12.641	39.837	1:35.884	1:56.920	194.2	13:53.677	
4	4:50.167	52.092	1:56.339	2:01.736	169.1	18:47.471	4	4:40.887	53.091	1:49.750	1:58.046	174.6	18:34.564	
5	4:13.544	40.617	1:36.014	1:56.913	193.5	23:01.015	5	4:11.000	39.759	1:35.645	1:55.596	195.4	22:45.564	
6	4:26.982B	40.522	1:36.356	2:10.104	183.7	27:27.997	6	4:20.706B	39.682	1:35.901	2:05.123	188.2	27:06.270	
7	9:56.256	6:08.044	1:49.075	1:59.137	82.3	37:24.253	7	11:09.055	7:06.699	2:04.042	1:58.314	73.3	38:15.325	
8	4:12.021	40.534	1:35.716	1:55.771	194.6	41:36.274	8	4:11.192	39.703	1:35.358	1:56.131	195.3	42:26.517	
9	4:12.262	40.095	1:35.357	1:56.810	194.5	45:48.536	9	4:13.818	40.067	1:36.957	1:56.794	193.3	46:40.335	
10	4:49.190	...	2:07.062	169.6	50:37.726		10	4:10.550	39.636	1:35.628	1:55.286	195.8	50:50.885	
11	4:12.247	40.048	1:35.373	1:56.826	194.5	54:49.973	11	4:14.585	40.434	1:37.502	1:56.649	192.7	55:05.470	
12	4:29.697B	41.399	1:35.946	2:12.352	181.9	59:19.670	12	4:10.367	39.688	1:35.189	1:55.490	195.9	59:15.837	
							13	4:23.620B	39.618	1:37.022	2:06.980	186.1	1:03:39.457	
91	Jaxon EVANS NZL							107	Jesse VAN KUIJK NLD					
	BWT Lechner Racing Porsche 911 GT3 CUP								Team GP Elite Porsche 911 GT3 CUP					
1	4:49.220	1:07.251	1:43.171	1:58.798	167.8	4:49.220	1	4:56.793	1:14.639	1:42.506	1:59.648	163.5	4:56.793	
2	4:05.510	38.886	1:33.653	1:52.971	199.8	8:54.730	2	4:07.518	39.391	1:34.417	1:53.710	198.2	9:04.311	
3	4:08.553	38.898	1:35.219	1:54.436	197.4	13:03.283	3	4:14.869	40.374	1:38.728	1:55.767	192.5	13:19.180	
4	5:09.727	1:19.282	1:48.961	2:01.484	158.4	18:13.010	4	5:02.317	1:17.536	1:49.071	1:55.710	162.3	18:21.497	
5	4:11.319	38.916	1:34.138	1:58.265	195.2	22:24.329	5	4:07.648	39.115	1:34.178	1:54.355	198.1	22:29.145	
6	4:18.046B	39.382	1:34.240	2:04.424	190.1	26:42.375	6	4:09.976	39.800	1:34.873	1:55.303	196.2	26:39.121	
7	18:27.353	...	1:46.924	2:02.094	44.3	45:09.728	7	4:17.584B	39.480	1:35.358	2:02.746	190.4	30:56.705	
8	4:08.684	39.479	1:34.560	1:54.645	197.3	49:18.412	8	9:46.383	6:10.921	1:38.100	1:57.362	83.7	40:43.088	
9	4:05.614	38.497	1:33.653	1:53.464	199.7	53:24.026	9	4:12.786	41.250	1:35.313	1:56.223	194.1	44:55.874	
10	4:05.766	38.688	1:33.740	1:53.338	199.6	57:29.792	10	4:07.780	39.269	1:34.303	1:54.208	198.0	49:03.654	
							11	4:07.603	39.192	1:34.418	1:53.993	198.1	53:11.257	
							12	4:12.838	41.275	1:34.632	1:56.931	194.0	57:24.095	
							13	4:12.471	40.792	1:34.751	1:56.928	194.3	1:01:36.566	



Porsche Carrera Cup
88^o Edition des 24 Heures du Mans
Qualifying Practice

Sector Analysis

— Invalidated Lap ■ Personal Best ■ Session Best B Crossing the pit lane

Lap	Time	Sector 1	Sector 2	Sector 3	Kph	Elapsed	Lap	Time	Sector 1	Sector 2	Sector 3	Kph	Elapsed
3	4:15.056	40.509	1:39.252	1:55.295	192.3	13:17.772	3	4:31.366	42.908	1:51.051	1:57.407	180.8	14:18.395
4	5:02.333	1:18.093	1:49.285	1:54.955	162.3	18:20.105	4	4:47.103	1:03.204	1:43.398	2:00.501	170.9	19:05.498
5	4:08.411	39.530	1:34.596	1:54.285	197.5	22:28.516	5	4:25.754B	39.956	1:36.924	2:08.874	184.6	23:31.252
6	4:12.647	39.982	1:37.262	1:55.403	194.2	26:41.163	6	8:11.490	4:30.711	1:42.011	1:58.768	99.8	31:42.742
7	4:18.294B	39.532	1:35.062	2:03.700	189.9	30:59.457	7	4:12.799	40.063	1:36.179	1:56.557	194.0	35:55.541
8	8:34.320	5:02.417	1:36.096	1:55.807	95.4	39:33.777	8	4:12.199	40.072	1:35.884	1:56.243	194.5	40:07.740
9	4:11.452	39.509	1:36.301	1:55.642	195.1	43:45.229	9	4:16.161	40.134	1:36.118	1:59.909	191.5	44:23.901
10	4:11.653	40.698	1:34.691	1:56.264	194.9	47:56.882	10	4:19.030	40.837	1:40.035	1:58.158	189.4	48:42.931
11	4:10.152	40.062	1:35.060	1:55.030	196.1	52:07.034	11	4:18.550	40.514	1:35.918	2:02.118	189.7	53:01.481
12	4:08.017	39.107	1:34.821	1:54.089	197.8	56:15.051	12	4:13.067	40.500	1:35.934	1:57.083	193.8	57:14.548
13	4:18.447	40.380	1:38.627	1:59.440	189.8	1:00:33.498	13	4:12.436	40.125	1:36.025	1:56.286	194.3	1:01:26.984

124 Ziad GERIS NLD
Team GP Elite Porsche 911 GT3 CUP

1	5:48.346	2:05.660	1:41.341	2:01.345	139.3	5:48.346
2	4:17.854	41.168	1:37.438	1:59.248	190.2	10:06.200
3	4:21.280	41.890	1:37.539	2:01.851	187.7	14:27.480
4	4:41.100	58.991	1:40.069	2:02.040	174.5	19:08.580
5	4:14.925	40.810	1:36.004	1:58.111	192.4	23:23.505
6	4:27.590B	40.747	1:36.169	2:10.674	183.3	27:51.095
7	10:38.801	6:51.830	1:44.757	2:02.214	76.8	38:29.896
8	4:16.749	40.982	1:37.330	1:58.437	191.1	42:46.645
9	4:15.623	40.573	1:36.903	1:58.147	191.9	47:02.268
10	4:13.939	40.273	1:35.506	1:58.160	193.2	51:16.207
11	4:24.084	39.858	1:35.930	2:08.296	185.7	55:40.291
12	4:15.643	40.667	1:35.857	1:59.119	191.9	59:55.934
13	4:14.858	40.869	1:36.292	1:57.697	192.5	1:04:10.792

125 Larry TEN VOORDE NLD
Nebulus Racing by Huber Porsche 911 GT3 CUP

1	4:43.692	1:04.732	1:41.033	1:57.927	171.1	4:43.692
2	4:06.674	39.138	1:34.113	1:53.423	198.9	8:50.366
3	4:06.033	38.899	1:34.159	1:52.975	199.4	12:56.399
4	4:51.060	1:15.022	1:40.268	1:55.770	168.5	17:47.459
5	4:14.596B	38.881	1:34.842	2:00.873	192.7	22:02.055
6	9:09.610	5:38.194	1:36.863	1:54.553	89.3	31:11.665
7	4:05.156	38.920	1:33.752	1:52.484	200.1	35:16.821
8	4:18.767B	38.967	1:36.923	2:02.877	189.6	39:35.588
9	15:07.828	...	1:39.002	1:56.631	54.0	54:43.416
10	4:07.407	39.501	1:34.264	1:53.642	198.3	58:50.823
11	4:22.312B	38.775	1:36.885	2:06.652	187.0	1:03:13.135

126 Laurin HEINRICH DEU
T3/HRT Motorsport Porsche 911 GT3 CUP

1	4:42.623	1:02.939	1:42.380	1:57.304	171.7	4:42.623
2	4:05.862	38.886	1:33.907	1:53.069	199.5	8:48.485
3	4:06.385	38.964	1:34.317	1:53.104	199.1	12:54.870
4	4:59.753B	1:06.095	1:49.202	2:04.456	163.6	17:54.623
5	22:04.741	...	1:49.396	1:55.201	37.0	39:59.364
6	4:08.231	38.812	1:34.406	1:55.013	197.6	44:07.595
7	4:20.483	47.116	1:36.105	1:57.262	188.3	48:28.078
8	4:32.868B	38.941	1:37.481	2:16.446	179.8	53:00.946

133 Stefan REHKOPF DEU
Nebulus Racing by Huber Porsche 911 GT3 CUP

1	5:33.600	1:34.309	1:53.780	2:05.511	145.5	5:33.600
2	4:13.429	40.663	1:36.221	1:56.545	193.6	9:47.029

135 Benoit FRETIN FRA
YDEO Compétition by RT Porsche 911 GT3 CUP

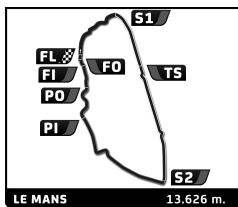
1	6:37.320	2:39.353	1:48.117	2:09.850	122.1	6:37.320
2	4:34.254	43.873	1:42.404	2:07.977	178.9	11:11.574
3	4:35.371	43.657	1:44.182	2:07.532	178.1	15:46.945
4	4:32.357	44.451	1:41.261	2:06.645	180.1	20:19.302
5	4:32.589	43.476	1:42.080	2:07.033	180.0	24:51.891
6	4:31.160	43.702	1:41.177	2:06.281	180.9	29:23.051
7	4:53.891B	45.198	1:44.632	2:24.061	166.9	34:16.942
8	9:26.943	5:30.050	1:48.933	2:07.960	86.5	43:43.885
9	4:27.811	44.200	1:40.208	2:03.403	183.2	48:11.696
10	4:25.892	42.200	1:39.601	2:04.091	184.5	52:37.588
11	4:27.841	42.979	1:40.278	2:04.584	183.1	57:05.429
12	4:55.649B	42.699	1:47.645	2:25.305	165.9	1:02:01.078

141 Michael VERHAGEN NLD
MRS-GT Racing Porsche 911 GT3 CUP

1	6:26.520	2:38.767	1:42.311	2:05.442	125.6	6:26.520
2	4:16.895	40.927	1:37.270	1:58.698	190.9	10:43.415
3	4:28.434	42.675	1:46.920	1:58.839	182.7	15:11.849
4	4:16.717	40.799	1:36.916	1:59.002	191.1	19:28.566
5	4:45.202B	40.727	1:37.598	2:26.877	172.0	24:13.768
6	7:19.087	3:38.984	1:39.705	2:00.398	111.7	31:32.855
7	4:14.884	40.319	1:36.803	1:57.762	192.5	35:47.739
8	4:17.124	40.637	1:36.887	1:59.600	190.8	40:04.863
9	4:12.264	40.147	1:35.798	1:56.319	194.5	44:17.127
10	4:19.027	44.064	1:37.502	1:57.461	189.4	48:36.154
11	4:12.329	40.386	1:35.639	1:56.304	194.4	52:48.483
12	4:30.094B	40.280	1:40.455	2:09.359	181.6	57:18.577

157 Rudy VAN BUREN NLD
CarTech Motorsport by Nigrin Porsche 911 GT3 CUP

1	8:01.572	4:24.326	1:38.615	1:58.631	100.8	8:01.572
2	4:08.588	39.261	1:34.891	1:54.436	197.3	12:10.160
3	4:52.677	1:05.070	1:49.840	1:57.767	167.6	17:02.837
4	4:07.612	39.264	1:34.897	1:53.451	198.1	21:10.449
5	4:07.841	39.320	1:34.771	1:53.750	197.9	25:18.290
6	4:09.690	39.154	1:35.156	1:55.380	196.5	29:27.980
7	4:20.116B	40.952	1:35.395	2:03.769	188.6	33:48.096
8	8:40.644	5:03.134	1:37.542	1:59.968	94.2	42:28.740
9	4:16.105B	39.132	1:34.804	2:02.169	191.5	46:44.845
10	7:14.905	3:36.453	1:34.990	2:03.462	112.8	53:59.750
11	4:06.870	39.108	1:34.429	1:53.333	198.7	58:06.620
12	4:06.914	38.899	1:34.347	1:53.668	198.7	1:02:13.534

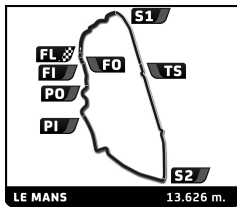


Porsche Carrera Cup
88^e Edition des 24 Heures du Mans
Qualifying Practice

Sector Analysis

— Invalidated Lap ■ Personal Best ■ Session Best B Crossing the pit lane

Lap	Time	Sector 1	Sector 2	Sector 3	Kph	Elapsed	Lap	Time	Sector 1	Sector 2	Sector 3	Kph	Elapsed
169 Holger HARMSEN DEU T3/HRT Motorsport Porsche 911 GT3 CUP							11	4:08.094	39.066	1:34.579	1:54.449	197.7	59:37.469
1	6:32.074	2:34.877	1:47.484	2:09.713	123.8	6:32.074	12	4:35.887 B	45.357	1:43.065	2:07.465	177.8	1:04:13.356
2	4:26.939	43.565	1:38.930	2:04.444	183.8	10:59.013							
3	4:24.513	42.456	1:39.639	2:02.418	185.4	15:23.526							
4	4:21.956	41.729	1:38.085	2:02.142	187.3	19:45.482							
5	4:41.820 B	41.933	1:38.576	2:21.311	174.1	24:27.302							
6	9:15.879	5:26.059	1:43.052	2:06.768	88.2	33:43.181							
7	4:25.281	42.045	1:40.008	2:03.228	184.9	38:08.462							
8	4:20.996	41.488	1:38.139	2:01.369	187.9	42:29.458							
9	4:20.497	41.505	1:38.028	2:00.964	188.3	46:49.955							
10	4:22.826	43.128	1:38.165	2:01.533	186.6	51:12.781							
11	4:21.464	42.394	1:37.718	2:01.352	187.6	55:34.245							
12	4:24.233	41.394	1:38.404	2:04.435	185.6	59:58.478							
13	4:21.244	42.452	1:37.550	2:01.242	187.8	1:04:19.722							
329 Jean-Philippe GAMBARO FRA IMSA Performance Porsche 911 GT3 CUP							1	6:52.054	2:22.982	2:13.902	2:15.170	117.8	6:52.054
2	4:17.320	40.633	1:37.791	1:58.896	190.6	11:09.374	2	4:17.132	41.073	1:37.343	1:58.716	190.8	19:53.377
3	4:26.871	42.004	1:45.758	1:59.109	183.8	15:36.245	3	4:26.871	42.004	1:45.758	1:59.109	183.8	15:36.245
4	4:17.132	41.073	1:37.343	1:58.716	190.8	19:53.377	4	4:17.132	41.073	1:37.343	1:58.716	190.8	19:53.377
5	4:20.604	41.527	1:37.402	2:01.675	188.2	24:13.981	5	4:20.604	41.527	1:37.402	2:01.675	188.2	24:13.981
6	4:15.134	40.840	1:36.634	1:57.660	192.3	28:29.115	6	4:15.134	40.840	1:36.634	1:57.660	192.3	28:29.115
7	4:14.769	40.910	1:36.754	1:57.105	192.5	32:43.884	7	4:14.769	40.910	1:36.754	1:57.105	192.5	32:43.884
8	4:28.047 B	41.586	1:37.522	2:08.939	183.0	37:11.931	8	4:28.047 B	41.586	1:37.522	2:08.939	183.0	37:11.931
9	9:48.574	5:52.509	1:48.499	2:07.566	83.3	47:00.505	9	9:48.574	5:52.509	1:48.499	2:07.566	83.3	47:00.505
10	4:20.238	40.567	1:36.190	2:03.481	188.5	51:20.743	10	4:20.238	40.567	1:36.190	2:03.481	188.5	51:20.743
11	4:14.069	40.872	1:35.823	1:57.374	193.1	55:34.812	11	4:14.069	40.872	1:35.823	1:57.374	193.1	55:34.812
12	4:17.238	41.542	1:37.379	1:58.317	190.7	59:52.050	12	4:17.238	41.542	1:37.379	1:58.317	190.7	59:52.050
13	4:13.118	40.276	1:36.074	1:56.768	193.8	1:04:05.168	13	4:13.118	40.276	1:36.074	1:56.768	193.8	1:04:05.168
888 François LANSARD FRA CLRT Porsche 911 GT3 CUP							1	6:15.673	2:09.839	2:02.104	2:03.730	129.2	6:15.673
2	4:06.394	38.985	1:33.377	1:54.032	199.1	8:50.713	2	4:14.193	40.533	1:36.059	1:57.601	193.0	10:29.866
3	4:07.060	39.018	1:33.471	1:54.571	198.5	12:57.773	3	4:18.503	40.736	1:39.516	1:58.251	189.8	14:48.369
4	5:08.491 B	1:18.430	1:48.344	2:01.717	159.0	18:06.264	4	4:29.668	42.536	1:49.151	1:57.981	181.9	19:18.037
5	21:53.620	...	1:49.923	1:54.159	37.3	39:59.884	5	4:14.462	40.397	1:36.563	1:57.502	192.8	23:32.499
6	4:08.906	38.788	1:34.315	1:55.803	197.1	44:08.790	6	4:12.903	40.053	1:36.099	1:56.751	194.0	27:45.402
7	4:20.467	48.229	1:34.773	1:57.465	188.3	48:29.257	7	4:31.546 B	40.563	1:36.335	2:14.648	180.6	32:16.948
8	4:05.727	38.836	1:33.430	1:53.461	199.6	52:34.984	8	8:23.317	4:29.437	1:54.894	1:58.986	97.5	40:40.265
9	4:21.155 B	39.283	1:34.520	2:07.352	187.8	56:56.139	9	4:20.019	41.517	1:39.455	1:59.047	188.7	45:00.284
							10	4:12.832	40.341	1:35.468	1:57.023	194.0	49:13.116
							11	4:11.736	39.524	1:35.698	1:56.514	194.9	53:24.852
							12	4:09.955	39.612	1:34.824	1:55.519	196.2	57:34.807
							13	4:13.207	39.605	1:36.037	1:57.565	193.7	1:01:48.014
911 Christophe LAPIERRE FRA Sébastien Loeb Racing Porsche 911 GT3 CUP							1	8:34.427	4:54.584	1:40.545	1:59.298	94.3	8:34.427
2	4:06.331	39.066	1:34.131	1:53.134	199.1	8:52.519	2	4:12.206	40.103	1:36.283	1:55.820	194.5	12:46.633
3	4:19.313	39.609	1:42.835	1:56.869	189.2	13:11.832	3	4:46.951	58.524	1:50.383	1:58.044	170.9	17:33.584
4	5:58.974	1:20.592	1:48.198	2:50.184	136.6	19:10.806	4	4:13.124	39.886	1:36.602	1:56.636	193.8	21:46.708
5	4:11.266	39.591	1:34.110	1:57.565	195.2	23:22.072	5	4:13.706	39.896	1:36.564	1:57.246	193.3	26:00.414
6	4:10.867	39.773	1:35.305	1:55.789	195.5	27:32.939	6	4:12.769	39.913	1:36.119	1:56.737	194.1	30:13.183
7	4:28.220 B	40.970	1:40.176	2:07.074	182.9	32:01.159	7	4:11.681	40.264	1:35.810	1:55.607	194.9	34:24.864
8	14:38.402	...	1:43.570	2:44.518	55.8	46:39.561	8	4:26.001 B	40.130	1:35.883	2:09.988	184.4	38:50.865
9	4:41.297	45.435	1:40.662	2:15.200	174.4	51:20.858	9	7:27.766	3:48.586	1:39.300	1:59.880	109.6	46:18.631
10	4:08.517	39.321	1:34.222	1:54.974	197.4	55:29.375	10	4:10.831	40.149	1:35.460	1:55.222	195.6	50:29.462
							11	4:28.294	39.715	1:36.543	2:12.036	182.8	54:57.756
							12	4:11.050	40.018	1:35.724	1:55.308	195.4	59:08.806
							13	4:10.993	39.675	1:35.538	1:55.780	195.4	1:03:19.799
919 Michael FASSBENDER IRL Porsche Motorsport Porsche 911 GT3 CUP							1	6:13.495	2:22.472	1:44.996	2:06.027	129.9	6:13.495
2	4:06.331	39.066	1:34.131	1:53.134	199.1	8:52.519	2	6:14.853 B	41.339	1:37.952	3:55.562	130.9	12:28.348
3	4:19.313	39.609	1:42.835	1:56.869	189.2	13:11.832	3	9:20.934	5:32.525	1:43.551	2:04.858	87.4	21:49.282
4	5:58.974	1:20.592	1:48.198	2:50.184	136.6	19:10.806	4	4:19.845	41.279	1:38.071	2:00.495	188.8	26:09.127



Porsche Carrera Cup
88^o Edition des 24 Heures du Mans
Qualifying Practice

Sector Analysis

— Invalidated Lap ■ Personal Best ■ Session Best B Crossing the pit lane

Lap	Time	Sector 1	Sector 2	Sector 3	Kph	Elapsed	Lap	Time	Sector 1	Sector 2	Sector 3	Kph	Elapsed
5	4:19.548	41.122	1:37.773	2:00.653	189.0	30:28.675							
6	4:19.481	41.385	1:38.147	1:59.949	189.0	34:48.156							
7	4:19.442	41.262	1:37.850	2:00.330	189.1	39:07.598							
8	4:18.926	41.332	1:38.365	1:59.229	189.5	43:26.524							
9	4:29.515	40.983	1:37.884	2:10.648	182.0	47:56.039							
10	5:09.666	50.780	2:08.621	2:10.265	158.4	53:05.705							
11	4:21.925	41.685	1:38.659	2:01.581	187.3	57:27.630							
12	4:19.887	41.110	1:37.613	2:01.164	188.7	1:01:47.517							

991 Alessio PICARIELLO BEL
Team Carrera Cup Asia Porsche 911 GT3 CUP

1	4:45.408	1:04.294	1:42.244	1:58.870	170.0	4:45.408
2	4:06.731	39.058	1:34.551	1:53.122	198.8	8:52.139
3	9:04.574 B	39.893	6:20.327	2:04.354	90.1	17:56.713
4	8:50.495	5:19.773	1:35.291	1:55.431	92.5	26:47.208
5	4:16.243 B	39.346	1:35.000	2:01.897	191.4	31:03.451
6	12:34.731	8:57.832	1:39.227	1:57.672	65.0	43:38.182
7	4:13.187	39.670	1:35.428	1:58.089	193.7	47:51.369
8	4:06.639	39.037	1:34.142	1:53.460	198.9	51:58.008
9	4:08.467	39.083	1:34.168	1:55.216	197.4	56:06.475
10	4:07.748	39.047	1:34.491	1:54.210	198.0	1:00:14.223

993 Max VAN SPLUNTEREN NLD
Porsche Mobil 1 Supercup Porsche 911 GT3 CUP

1	4:58.307	1:22.924	1:38.478	1:56.905	162.7	4:58.307
2	4:06.273	38.881	1:33.916	1:53.476	199.2	9:04.580
3	4:15.593	41.026	1:38.956	1:55.611	191.9	13:20.173
4	5:11.091 B	1:19.023	1:48.241	2:03.827	157.7	18:31.264
5	12:39.621	9:08.510	1:36.912	1:54.199	64.6	31:10.885
6	4:06.817	38.728	1:34.445	1:53.644	198.7	35:17.702
7	4:17.097 B	40.935	1:34.948	2:01.214	190.8	39:34.799
8	15:09.353	...	1:39.150	1:56.834	53.9	54:44.152
9	4:05.943	39.238	1:33.429	1:53.276	199.5	58:50.095
10	4:25.107 B	39.000	1:39.263	2:06.844	185.0	1:03:15.202