

Porsche Carrera Cup

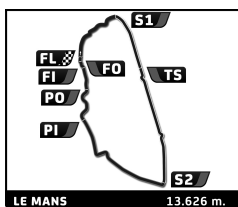
88^e Edition des 24 Heures du Mans

Race

Sector Analysis

— Invalidated Lap ■ Personal Best ■ Session Best B Crossing the pit lane

Lap	Time	Sector 1	Sector 2	Sector 3	Kph	Elapsed	Lap	Time	Sector 1	Sector 2	Sector 3	Kph	Elapsed		
1	Ayhancan GÜVEN TUR						Porsche 911 GT3 CUP	7	5:05.861	49.296	1:53.080	2:23.485	160.4	39:27.074	
	Martinet by Alméras							8	5:09.215	49.389	1:50.049	2:29.777	158.6	44:36.289	
	1	7:17.856	59.282	2:30.266	3:48.308	110.8		7:17.856	9	4:53.349	48.212	1:47.314	2:17.823	167.2	49:29.638
	2	4:40.607	46.353	1:44.384	2:09.870	174.8		11:58.463							
	3	5:01.180	45.028	1:42.959	2:33.193	162.9		16:59.643							
	4	6:57.079	59.645	2:54.532	3:02.902	117.6		23:56.722							
	5	4:36.278	45.193	1:43.055	2:08.030	177.6		28:33.000							
	6	4:45.356	44.992	1:52.332	2:08.032	171.9		33:18.356							
	7	4:56.818	45.328	1:53.504	2:17.986	165.3		38:15.174							
	8	5:44.750	47.660	2:09.930	2:47.160	142.3		43:59.924							
9	4:35.966	45.401	1:42.216	2:08.349	177.8	48:35.890									
5	Adam ETEKI FRA						Porsche 911 GT3 CUP								
	CLRT														
	1	7:18.681	1:02.359	2:32.099	3:44.223	110.6		7:18.681							
	2	4:41.595	46.802	1:44.573	2:10.220	174.2		12:00.276							
	3	5:02.057	45.165	1:43.169	2:33.723	162.4		17:02.333							
	4	6:55.823	59.493	2:55.584	3:00.746	118.0		23:58.156							
	5	4:37.847	45.362	1:43.707	2:08.778	176.5		28:36.003							
	6	4:47.270	45.067	1:52.626	2:09.577	170.8		33:23.273							
	7	4:53.619	45.468	1:51.341	2:16.810	167.1		38:16.892							
	8	5:44.951	48.509	2:09.380	2:47.062	142.2		44:01.843							
9	4:38.259	45.304	1:43.498	2:09.457	176.3	48:40.102									
7	Jérôme BOULLERY FRA						Porsche 911 GT3 CUP								
	Racing Technology														
	1	7:25.760	1:19.783	2:38.363	3:27.614	108.9		7:25.760							
	2	4:56.275	48.716	1:47.220	2:20.339	165.6		12:22.035							
	3	4:57.855	46.393	1:45.081	2:26.381	164.7		17:19.890							
	4	6:50.148	55.838	3:02.555	2:51.755	119.6		24:10.038							
	5	4:43.644	46.175	1:43.798	2:13.671	172.9		28:53.682							
	6	4:45.179	46.078	1:45.562	2:13.539	172.0		33:38.861							
	7	5:01.727	46.451	2:00.039	2:15.237	162.6		38:40.588							
	8	5:34.830	47.414	2:01.872	2:45.544	146.5		44:15.418							
9	4:43.898	46.863	1:43.986	2:13.049	172.8	48:59.316									
11	Sylvain NOËL FRA						Porsche 911 GT3 CUP								
	Racing Technology														
	1	7:22.412	1:11.646	2:33.222	3:37.544	109.7		7:22.412							
	2	4:48.141	46.333	1:48.292	2:13.516	170.2		12:10.553							
	3	5:03.115	46.835	1:45.443	2:30.837	161.8		17:13.668							
	4	6:50.987	57.502	2:59.562	2:53.923	119.4		24:04.655							
	5	4:43.051	46.052	1:44.145	2:12.854	173.3		28:47.706							
	6	4:46.364	46.591	1:46.017	2:13.756	171.3		33:34.070							
	7	5:01.626	46.538	2:00.431	2:14.657	162.6		38:35.696							
	8	5:36.970	47.320	2:02.707	2:46.943	145.6		44:12.666							
9	4:43.033	46.607	1:43.518	2:12.908	173.3	48:55.699									
14	Stéphane GIRARDOT FRA						Porsche 911 GT3 CUP								
	IMS Performance														
	1	7:35.965	1:53.688	2:29.810	3:12.467	106.4		7:35.965							
	2	5:14.822	54.801	1:53.768	2:26.253	155.8		12:50.787							
	3	5:23.515	50.385	2:07.440	2:25.690	151.6		18:14.302							
	4	6:11.894	48.983	2:34.114	2:48.797	131.9		24:26.196							
	5	4:59.671	50.706	1:49.719	2:19.246	163.7		29:25.867							
6	4:55.346	48.789	1:48.102	2:18.455	166.1	34:21.213									
20	Victor WEYRICH FRA						Porsche 911 GT3 CUP	7	5:05.861	49.296	1:53.080	2:23.485	160.4	39:27.074	
	Pierre Martinet by Alméras							8	5:09.215	49.389	1:50.049	2:29.777	158.6	44:36.289	
	1	7:24.229	1:16.736	2:37.310	3:30.183	109.2		7:24.229	9	4:53.349	48.212	1:47.314	2:17.823	167.2	49:29.638
	2	4:50.279	48.163	1:46.689	2:15.427	169.0		12:14.508							
	3	5:00.912	46.665	1:44.242	2:30.005	163.0		17:15.420							
	4	6:49.971	56.738	3:00.602	2:52.631	119.7		24:05.391							
	5	4:41.326	46.225	1:42.522	2:12.579	174.4		28:46.717							
	6	4:42.995	45.887	1:45.423	2:11.685	173.3		33:29.712							
	7	5:00.603	45.701	2:01.785	2:13.117	163.2		38:30.315							
	8	5:38.679	47.117	2:06.009	2:45.553	144.8		44:08.994							
9	4:43.286	47.084	1:44.524	2:11.678	173.2	48:52.680									
22	Steve BROOKS FRA						Porsche 911 GT3 CUP								
	CLRT														
	1	7:32.807	1:37.296	2:38.327	3:17.184	107.2		7:32.807							
	2	5:01.113	49.403	1:50.026	2:21.684	162.9		12:33.920							
	3	4:59.815	47.947	1:51.267	2:20.601	163.6		17:33.735							
	4	6:42.597	47.843	3:04.752	2:50.002	121.8		24:16.332							
	5	8:31.206	47.391	5:29.044	2:14.771	96.0		32:47.538							
	6	4:49.701	46.837	1:46.925	2:15.939	169.3		37:37.239							
	7	5:03.748	46.913	1:58.589	2:18.246	161.5		42:40.987							
	8	4:49.160	47.845	1:46.457	2:14.858	169.6		47:30.147							
9	4:47.456	46.810	1:46.570	2:14.076	170.6	52:17.603									
23	Marvin KLEIN FRA						Porsche 911 GT3 CUP								
	Martinet by Alméras														
	1	7:18.911	1:03.047	2:32.315	3:43.549	110.6		7:18.911							
	2	4:43.071	47.632	1:44.661	2:10.778	173.3		12:01.982							
	3	5:01.531	45.785	1:42.998	2:32.748	162.7		17:03.513							
	4	6:55.121	59.926	2:55.511	2:59.684	118.2		23:58.634							
	5	4:36.378	45.272	1:42.294	2:08.812	177.5		28:35.012							
	6	4:45.423	45.169	1:51.303	2:08.951	171.9		33:20.435							
	7	4:55.195	44.895	1:52.869	2:17.431	166.2		38:15.630							
	8	5:44.819	48.173	2:09.432	2:47.214	142.3		44:00.449							
9	4:36.899	45.254	1:41.614	2:10.031	177.2	48:37.348									
26	Emil CAUMES FRA						Porsche 911 GT3 CUP								
	CLRT														
	1	7:27.385	1:22.368	2:39.181	3:25.836	108.5		7:27.385							
	2	5:05.148	50.211	1:51.023	2:23.914	160.8		12:32.533							
	3	5:12.201	48.731	1:55.628	2:27.842	157.1		17:44.734							
	4	6:35.597	49.873	2:54.219	2:51.505	124.0		24:20.331							
	5	4:59.120	48.706	1:49.022	2:21.392	164.0		29:19.451							
	6	4:57.840	48.157	1:47.712	2:21.971	164.7		34:17.291							
	7	5:05.691	49.860	1:53.984	2:21.847	160.5		39:22.982							
	8	5:11.715	48.921	1:49.203	2:33.591	157.4		44:34.697							
9	4:51.549	48.165	1:46.750	2:16.634	168.3	49:26.246									
27	Jean-Baptiste SIMMENAUER FRA						Porsche 911 GT3 CUP								
	BWT Lechner Racing														
	1	7:20.070	1:06.384	2:33.248	3:40.438	110.3		7:20.070							
	2	4:42.481	46.889	1:45.289	2:10.303	173.7		12:02.551							
3	5:05.881	45.442	1:49.403	2:31.036	160.4	17:08.432									

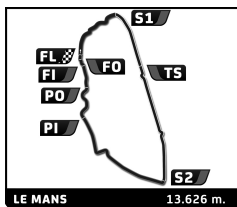


Porsche Carrera Cup 88^o Edition des 24 Heures du Mans Race

Sector Analysis

— Invalidated Lap ■ Personal Best ■ Session Best ■ Crossing the pit lane

Lap	Time	Sector 1	Sector 2	Sector 3	Kph	Elapsed	Lap	Time	Sector 1	Sector 2	Sector 3	Kph	Elapsed
4	6:53.905	59.192	2:57.843	2:56.870	118.5	24:02.337	1	7:26.734	1:23.075	2:39.365	3:24.294	108.6	7:26.734
5	4:38.986	45.211	1:43.050	2:10.725	175.8	28:41.323	2	4:54.250	48.657	1:47.704	2:17.889	166.7	12:20.984
6	4:44.064	45.584	1:48.794	2:09.686	172.7	33:25.387							
7	4:53.905	45.865	1:50.664	2:17.376	166.9	38:19.292							
8	5:43.835	48.378	2:09.274	2:46.183	142.7	44:03.127							
9	4:39.128	45.429	1:42.550	2:11.149	175.7	48:42.255							
33 Evan SPENLE	FRA						69 Florian LATORRE	FRA					
Sébastien Loeb Racing	Porsche 911 GT3 CUP						CLRT	Porsche 911 GT3 CUP					
1	7:23.983	1:15.256	2:36.653	3:32.074	109.3	7:23.983	1	7:17.568	57.032	2:28.722	3:51.814	110.9	7:17.568
2	4:52.530	49.031	1:46.936	2:16.563	167.7	12:16.513	2	4:39.966	46.291	1:44.051	2:09.624	175.2	11:57.534
3	5:01.080	46.657	1:44.905	2:29.518	162.9	17:17.593	3	5:03.304	45.332	1:43.878	2:34.094	161.7	17:00.838
4	6:50.036	56.277	3:01.504	2:52.255	119.6	24:07.629	4	6:56.381	59.682	2:54.871	3:01.828	117.8	23:57.219
5	4:43.871	46.579	1:44.521	2:12.771	172.8	28:51.500	5	4:36.861	45.672	1:43.078	2:08.111	177.2	28:34.080
6	4:44.107	46.950	1:45.028	2:12.129	172.7	33:35.607	6	4:50.808	45.592	1:53.618	2:11.598	168.7	33:24.888
7	5:03.430	47.717	2:00.293	2:15.420	161.7	38:39.037	7	5:03.009	45.973	2:05.035	2:12.001	161.9	38:27.897
8	5:35.652	47.833	2:01.480	2:46.339	146.1	44:14.689	8	5:39.253	48.985	2:05.846	2:44.422	144.6	44:07.150
9	4:42.648	47.035	1:43.110	2:12.503	173.6	48:57.337	9	4:37.307	45.521	1:41.797	2:09.989	176.9	48:44.457
35 Thomas FRETIN	FRA						74 Roland BERVILLE	FRA					
YDEO Compétition by RT	Porsche 911 GT3 CUP						Pierre Martinet by Alméras	Porsche 911 GT3 CUP					
1	7:32.347	1:39.425	2:36.629	3:16.293	107.3	7:32.347	1	7:29.133	1:29.479	2:38.796	3:20.858	108.1	7:29.133
2	5:03.034	50.465	1:51.111	2:21.458	161.9	12:35.381	2	5:06.764	49.021	1:51.260	2:26.483	159.9	12:35.897
3	5:10.058	47.470	1:55.159	2:27.429	158.2	17:45.439	3	5:10.965	47.376	1:56.373	2:27.216	157.7	17:46.862
4	6:35.791	49.734	2:53.970	2:52.087	123.9	24:21.230	4	6:35.045	49.378	2:55.020	2:50.647	124.2	24:21.907
5	8:04.776	48.871	1:47.284	5:28.621	101.2	32:26.006	5	4:54.549	48.467	1:48.144	2:17.938	166.5	29:16.456
6	4:53.503	49.095	1:47.788	2:16.620	167.1	37:19.509	6	4:50.324	47.220	1:48.298	2:14.806	169.0	34:06.780
7	5:00.233	48.255	1:54.437	2:17.541	163.4	42:19.742	7	4:54.897	46.890	1:49.986	2:18.021	166.3	39:01.677
8	4:52.553	48.398	1:47.297	2:16.858	167.7	47:12.295	8	5:28.311	47.753	1:53.932	2:46.626	149.4	44:29.988
9	4:53.506	48.695	1:48.484	2:16.327	167.1	52:05.801	9	4:46.147	47.190	1:45.466	2:13.491	171.4	49:16.135
44 Franck LEHERPEUR	FRA						80 Jaden CONWRIGHT	USA					
Racing Technology	Porsche 911 GT3 CUP						Dinamic Motorsport	Porsche 911 GT3 CUP					
1	7:31.572	1:36.328	2:37.895	3:17.349	107.5	7:31.572	1	7:20.629	1:08.288	2:33.032	3:39.309	110.1	7:20.629
2	5:04.911	49.814	1:51.486	2:23.611	160.9	12:36.483	2	4:47.423	47.445	1:46.702	2:13.276	170.7	12:08.052
3	4:59.689	47.423	1:50.147	2:22.119	163.7	17:36.172	3	5:01.577	45.504	1:44.325	2:31.748	162.7	17:09.629
4	6:41.562	48.050	3:02.604	2:50.908	122.2	24:17.734	4	6:52.996	58.634	2:58.753	2:55.609	118.8	24:02.625
5	4:50.600	47.415	1:47.765	2:15.420	168.8	29:08.334	5	4:40.759	45.703	1:42.623	2:12.433	174.7	28:43.384
6	4:50.647	47.156	1:47.189	2:16.302	168.8	33:58.981	6	4:43.474	45.670	1:47.731	2:10.073	173.0	33:26.858
7	5:01.845	47.844	1:53.119	2:20.882	162.5	39:00.826	7	4:56.131	46.193	1:51.175	2:18.763	165.6	38:22.989
8	5:28.810	48.332	1:53.235	2:47.243	149.2	44:29.636	8	5:42.032	49.425	2:06.946	2:45.661	143.4	44:05.021
9	4:48.037	48.388	1:46.665	2:12.984	170.3	49:17.673	9	4:38.341	45.774	1:42.717	2:09.850	176.2	48:43.362
55 Nicolas MISSLIN	FRA						85 Tugdual RABREAU	FRA					
BWT Lechner Racing	Porsche 911 GT3 CUP						CLRT	Porsche 911 GT3 CUP					
1	7:20.354	1:14.582	2:36.206	3:29.566	110.2	7:20.354	1	7:33.169	1:40.301	2:36.592	3:16.276	107.1	7:33.169
2	5:45.950	1:47.606	1:44.940	2:13.404	141.8	13:06.304	2	5:03.856	50.216	1:50.054	2:23.586	161.4	12:37.025
3	5:08.418	46.207	1:56.648	2:25.563	159.0	18:14.722	3	5:08.985	48.207	1:53.669	2:27.109	158.8	17:46.010
4	6:11.618	48.970	2:34.626	2:48.022	132.0	24:26.340	4	6:35.367	49.596	2:54.419	2:51.352	124.1	24:21.377
5	4:49.512	47.944	1:47.817	2:13.751	169.4	29:15.852	5	4:54.008	48.069	1:47.338	2:18.601	166.8	29:15.385
6	4:42.281	45.838	1:44.370	2:12.073	173.8	33:58.133	6	4:53.433	48.995	1:47.469	2:16.969	167.2	34:08.818
7	4:59.208	46.160	1:53.935	2:19.113	163.9	38:57.341	7	4:56.499	48.247	1:50.547	2:17.705	165.4	39:05.317
8	5:30.724	47.736	1:55.178	2:47.810	148.3	44:28.065	8	5:25.282	48.012	1:50.955	2:46.315	150.8	44:30.599
9	4:41.848	46.914	1:44.312	2:10.622	174.0	49:09.913	9	4:51.581	47.679	1:45.839	2:18.063	168.2	49:22.180
59 Maxence MAURICE	FRA						87 Richard WAGNER	DEU					
IMS Performance	Porsche 911 GT3 CUP						BWT Lechner Racing	Porsche 911 GT3 CUP					
1	7:21.896	1:09.744	2:33.254	3:38.898	109.8	7:21.896	1	7:21.896	1:09.744	2:33.254	3:38.898	109.8	7:21.896
2	4:47.152	47.633	1:46.430	2:13.089	170.8	12:09.048	2	4:47.152	47.633	1:46.430	2:13.089	170.8	12:09.048
3	5:01.908	45.008	1:44.248	2:32.652	162.5	17:10.956	3	5:01.908	45.008	1:44.248	2:32.652	162.5	17:10.956
4	6:52.309	58.067	2:58.545	2:55.697	119.0	24:03.265	4	6:52.309	58.067	2:58.545	2:55.697	119.0	24:03.265

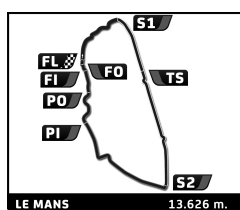


Porsche Carrera Cup 88^e Edition des 24 Heures du Mans Race

Sector Analysis

— Invalidated Lap ■ Personal Best ■ Session Best ■ Crossing the pit lane

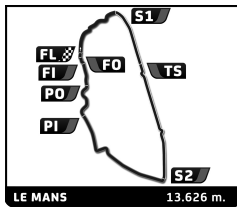
Lap	Time	Sector 1	Sector 2	Sector 3	Kph	Elapsed	Lap	Time	Sector 1	Sector 2	Sector 3	Kph	Elapsed
88 Stéphane DENOUAL FRA Martinet by Alméras Porsche 911 GT3 CUP							3	4:58.737	46.100	1:46.234	2:26.403	164.2	17:19.054
5	4:39.550	45.577	1:43.082	2:10.891	175.5	28:42.815	4	6:50.109	55.963	3:02.078	2:52.068	119.6	24:09.163
6	4:43.694	45.541	1:47.721	2:10.432	172.9	33:26.509	5	4:45.584	46.325	1:45.324	2:13.935	171.8	28:54.747
7	4:54.749	46.042	1:50.679	2:18.028	166.4	38:21.258	6	4:47.392	46.416	1:46.253	2:14.723	170.7	33:42.139
8	5:43.273	49.066	2:07.541	2:46.666	142.9	44:04.531	7	5:01.260	47.203	1:58.632	2:15.425	162.8	38:43.399
9	4:42.505	45.949	1:42.821	2:13.735	173.6	48:47.036	8	5:33.992	46.889	2:02.031	2:45.072	146.9	44:17.391
1	7:28.399	1:25.141	2:39.402	3:23.856	108.2	7:28.399	9	4:44.577	46.739	1:44.466	2:13.372	172.4	49:01.968
2	4:55.861	49.394	1:47.557	2:18.910	165.8	12:24.260	107 Jesse VAN KUIJK NLD Team GP Elite Porsche 911 GT3 CUP						
3	4:56.650	47.552	1:45.684	2:23.414	165.4	17:20.910	1	7:21.426	1:09.220	2:33.032	3:39.174	109.9	7:21.426
4	6:50.171	55.349	3:03.561	2:51.261	119.6	24:11.081	2	5:12.664	47.766	1:46.620	2:38.278	156.9	12:34.090
5	4:45.625	46.881	1:44.946	2:13.798	171.7	28:56.706	3	4:55.389	46.838	1:45.657	2:22.894	166.1	17:29.479
6	4:49.643	47.015	1:46.439	2:16.189	169.4	33:46.349	4	6:45.859	51.051	3:04.418	2:50.390	120.9	24:15.338
7	5:00.864	46.832	1:56.933	2:17.099	163.0	38:47.213	5	4:43.490	46.823	1:43.481	2:13.186	173.0	28:58.828
8	5:52.371 B	47.882	2:00.115	3:04.374	139.2	44:39.584	6	4:44.702	46.450	1:46.817	2:11.435	172.3	33:43.530
91 Jaxon EVANS NZL BWT Lechner Racing Porsche 911 GT3 CUP							7	4:58.591	46.323	1:57.408	2:14.860	164.3	38:42.121
1	7:18.051	1:00.095	2:30.776	3:47.180	110.8	7:18.051	8	5:34.250	47.214	2:02.320	2:44.716	146.8	44:16.371
2	4:41.381	46.378	1:45.107	2:09.896	174.3	11:59.432	9	4:41.479	46.338	1:42.822	2:12.319	174.3	48:57.850
3	5:02.350	45.277	1:43.551	2:33.522	162.2	17:01.782	108 Georgi DONCHEV BGR Overdrive Racing by Huber Porsche 911 GT3 CUP						
4	6:55.884	59.394	2:55.483	3:01.007	118.0	23:57.666	1	7:30.092	1:30.327	2:39.012	3:20.753	107.8	7:30.092
5	4:35.786	45.519	1:42.481	2:07.786	177.9	28:33.452	2	5:01.690	49.289	1:50.602	2:21.799	162.6	12:31.782
6	4:47.167	45.462	1:51.905	2:09.800	170.8	33:20.619	3	4:58.573	46.355	1:49.523	2:22.695	164.3	17:30.355
7	8:59.952	4:48.110	1:55.067	2:16.775	90.8	42:20.571	4	6:45.409	50.624	3:04.638	2:50.147	121.0	24:15.764
8	4:42.036	48.274	1:44.976	2:08.786	173.9	47:02.607	5	4:51.470	47.704	1:47.586	2:16.180	168.3	29:07.234
9	4:38.171	45.800	1:43.398	2:08.973	176.3	51:40.778	6	4:49.531	47.026	1:46.853	2:15.652	169.4	33:56.765
102 Dylan PEREIRA LUX FÖRCH Racing Porsche 911 GT3 CUP							7	4:59.925	47.222	1:53.599	2:19.104	163.6	38:56.690
1	7:19.095	1:03.756	2:32.471	3:42.868	110.5	7:19.095	8	5:30.987	47.725	1:55.017	2:48.245	148.2	44:27.677
2	4:44.781	47.108	1:46.508	2:11.165	172.3	12:03.876	9	4:47.531	47.500	1:45.854	2:14.177	170.6	49:15.208
3	5:01.202	45.314	1:43.565	2:32.323	162.9	17:05.078	109 Diego BERTONELLI ITA FACH AUTO TECH Porsche 911 GT3 CUP						
4	6:54.415	59.415	2:55.869	2:59.131	118.4	23:59.493	1	7:19.642	1:04.567	2:32.845	3:42.230	110.4	7:19.642
5	4:37.500	45.588	1:43.182	2:08.730	176.8	28:36.993	2	4:47.097	47.742	1:46.364	2:12.991	170.9	12:06.739
6	4:48.596	45.483	1:52.145	2:10.968	170.0	33:25.589	3	5:00.601	45.504	1:44.632	2:30.465	163.2	17:07.340
7	4:52.792	45.878	1:50.090	2:16.824	167.5	38:18.381	4	6:53.933	59.338	2:57.169	2:57.426	118.5	24:01.273
8	5:44.142	48.802	2:08.784	2:46.556	142.5	44:02.523	5	4:40.398	45.316	1:43.491	2:11.591	174.9	28:41.671
9	4:45.035	45.749	1:42.452	2:16.834	172.1	48:47.558	6	4:46.315	45.543	1:50.517	2:10.255	171.3	33:27.986
104 Loek HARTOG NLD Bas Koeten Racing Porsche 911 GT3 CUP							7	4:56.176	45.784	1:52.523	2:17.869	165.6	38:24.162
1	7:17.705	57.900	2:30.059	3:49.746	110.9	7:17.705	8	5:42.272	49.291	2:07.550	2:45.431	143.3	44:06.434
2	4:38.025	44.544	1:43.974	2:09.507	176.4	11:55.730	9	4:37.725	45.518	1:42.235	2:09.972	176.6	48:44.159
3	5:00.391	44.447	1:43.166	2:32.778	163.3	16:56.121	110 Matthias JESERICH DEU CarTech Motorsport by Nigrin Porsche 911 GT3 CUP						
4	6:59.736	1:01.625	2:53.512	3:04.599	116.9	23:55.857	1	7:29.656	1:32.158	2:39.411	3:18.087	107.9	7:29.656
5	4:36.247	44.663	1:42.833	2:08.751	177.6	28:32.104	2	4:56.387	48.780	1:48.379	2:19.228	165.5	12:26.043
6	4:49.010	44.542	1:53.910	2:10.558	169.7	33:21.114	3	5:02.769	46.694	1:50.279	2:25.796	162.0	17:28.812
7	4:55.269	45.611	1:52.190	2:17.468	166.1	38:16.383	4	6:46.061	51.111	3:04.322	2:50.628	120.8	24:14.873
8	5:44.855	48.042	2:09.462	2:47.351	142.2	44:01.238	5	4:50.076	46.866	1:45.693	2:17.517	169.1	29:04.949
9	4:36.004	45.304	1:42.411	2:08.289	177.7	48:37.242	6	4:53.069	47.583	1:46.668	2:18.818	167.4	33:58.018
106 Carlos RIVAS LUX Black Falcon Team TEXTAR Porsche 911 GT3 CUP							7	5:01.705	48.058	1:53.190	2:20.457	162.6	38:59.723
1	7:25.327	1:19.145	2:37.840	3:28.342	109.0	7:25.327	8	5:29.264	48.420	1:53.565	2:47.279	149.0	44:28.987
2	4:54.990	48.860	1:47.995	2:18.135	166.3	12:20.317	9	4:52.474	47.909	1:46.085	2:18.480	167.7	49:21.461



Porsche Carrera Cup 88^o Edition des 24 Heures du Mans Race

Sector Analysis

_ Invalidated Lap							■ Personal Best							■ Session Best							■ Crossing the pit lane																																																																																																																						
Lap	Time	Sector 1	Sector 2	Sector 3	Kph	Elapsed	Lap	Time	Sector 1	Sector 2	Sector 3	Kph	Elapsed	Lap	Time	Sector 1	Sector 2	Sector 3	Kph	Elapsed	Lap	Time	Sector 1	Sector 2	Sector 3	Kph	Elapsed	Lap	Time	Sector 1	Sector 2	Sector 3	Kph	Elapsed																																																																																																									
111 Dominique BASTIEN USA							HRT Motorsport Porsche 911 GT3 CUP							1	7:33.988	1:42.128	2:37.257	3:14.603	106.9	7:33.988	1	7:24.036	1:16.006	2:37.016	3:31.014	109.3	7:24.036	2	4:50.999	47.671	1:47.673	2:15.655	168.6	12:15.035	2	4:50.999	47.671	1:47.673	2:15.655	168.6	12:15.035	3	5:01.398	46.480	1:44.311	2:30.607	162.8	17:16.433	3	5:01.398	46.480	1:44.311	2:30.607	162.8	17:16.433	4	6:49.738	56.496	3:00.967	2:52.275	119.7	24:06.171	4	6:49.738	56.496	3:00.967	2:52.275	119.7	24:06.171	5	5:09.560	47.653	1:54.631	2:27.276	158.5	17:48.037	5	5:09.560	47.653	1:54.631	2:27.276	158.5	17:48.037	6	5:00.715	45.929	1:45.593	2:29.193	163.1	33:48.432	6	5:00.715	45.929	1:45.593	2:29.193	163.1	33:48.432	7	5:00.468	46.157	1:57.042	2:17.269	163.3	38:48.900	7	5:00.468	46.157	1:57.042	2:17.269	163.3	38:48.900	8	4:54.086	48.145	1:47.461	2:18.480	166.8	44:55.693	8	4:54.086	48.145	1:47.461	2:18.480	166.8	44:55.693	9	4:51.923	47.348	1:46.091	2:18.484	168.0	49:47.616	9	4:38.820	46.941	1:42.106	2:09.773	175.9	49:04.557
112 Kay VAN BERLO NLD							Nebulus Racing by Huber Porsche 911 GT3 CUP							1	7:22.707	1:12.584	2:33.690	3:36.433	109.6	7:22.707	1	7:31.565	1:33.775	2:39.124	3:18.666	107.5	7:31.565	2	4:50.163	47.658	1:46.308	2:16.197	169.1	12:12.870	2	5:22.126	50.357	1:52.086	2:39.683	152.3	12:53.691	3	5:01.882	46.392	1:44.376	2:31.114	162.5	17:14.752	3	5:07.124	47.809	1:50.150	2:29.165	159.7	18:00.815	4	6:50.159	56.872	3:00.121	2:53.166	119.6	24:04.911	4	6:23.774	50.129	2:44.442	2:49.203	127.8	24:24.589	5	4:41.139	46.259	1:42.352	2:12.528	174.5	28:46.050	5	4:56.308	49.511	1:48.566	2:18.231	165.5	29:20.897	6	4:53.413	46.075	1:56.340	2:10.998	167.2	33:39.463	6	4:51.173	48.088	1:46.537	2:16.548	168.5	34:12.070	7	4:59.962	46.100	1:58.690	2:15.172	163.5	38:39.425	7	4:58.010	47.882	1:51.130	2:18.998	164.6	39:10.080	8	5:35.289	47.856	2:01.612	2:45.821	146.3	44:14.714	8	5:21.497	48.805	1:47.901	2:44.791	152.6	44:31.577	9	4:41.053	45.553	1:42.770	2:12.730	174.5	48:55.767	9	4:47.979	47.341	1:45.833	2:14.805	170.3	49:19.556
114 Jukka HONKAVUORI FIN							MRS-GT Racing Porsche 911 GT3 CUP							1	7:22.452	1:10.751	2:32.898	3:38.803	109.7	7:22.452	1	7:17.601	57.609	2:29.053	3:50.939	110.9	7:17.601	2	4:49.629	48.577	1:46.870	2:14.182	169.4	12:12.081	2	4:39.395	45.465	1:44.145	2:09.785	175.6	11:56.996	3	5:00.756	45.752	1:44.682	2:30.322	163.1	17:12.837	3	5:00.322	44.683	1:43.977	2:31.662	163.3	16:57.318	4	6:51.114	57.548	2:59.207	2:54.359	119.3	24:03.951	4	6:59.024	1:01.165	2:53.585	3:04.274	117.1	23:56.342	5	6:47.084	45.939	3:48.353	2:12.792	120.5	30:51.035	5	4:36.273	44.760	1:42.780	2:08.733	177.6	28:32.615	6	4:42.447	46.134	1:44.797	2:11.516	173.7	35:33.482	6	4:42.787	44.644	1:50.416	2:07.727	173.5	33:15.402	7	4:54.129	54.981	1:46.739	2:12.409	166.8	40:27.611	7	4:56.983	44.618	1:55.814	2:16.551	165.2	38:12.385	8	4:45.167	46.779	1:46.086	2:12.302	172.0	45:12.778	8	5:46.180	46.697	2:12.356	2:47.127	141.7	43:58.565	9	4:43.007	46.337	1:45.096	2:11.574	173.3	49:55.785	9	4:34.690	44.631	1:41.971	2:08.088	178.6	48:33.255
115 Dan SKOCDOPOLE CZE							Overdrive Racing by Huber Porsche 911 GT3 CUP							1	7:27.803	1:24.475	2:38.883	3:24.445	108.4	7:27.803	1	7:18.321	1:01.247	2:31.394	3:45.680	110.7	7:18.321	2	4:54.644	48.674	1:47.442	2:18.528	166.5	12:22.447	2	4:44.847	47.627	1:45.100	2:12.120	172.2	12:03.168	3	5:00.278	46.302	1:44.924	2:30.052	162.8	17:16.950	3	5:01.030	45.633	1:43.047	2:32.350	163.0	17:04.198	4	6:50.055	56.502	3:01.277	2:52.276	119.6	24:07.005	4	6:54.781	59.842	2:55.717	2:59.222	118.3	23:58.979	5	4:41.511	45.973	1:43.017	2:12.521	174.3	28:48.516	5	4:37.691	45.823	1:43.488	2:08.380	176.6	28:36.670	6	4:44.016	46.256	1:44.772	2:12.988	172.7	33:32.532	6	4:47.247	45.513	1:51.559	2:10.175	170.8	33:23.917	7	4:59.446	45.510	2:00.812	2:13.124	163.8	38:31.978	7	4:53.928	45.477	1:51.508	2:16.943	166.9	38:17.845	8	5:38.900	46.771	2:06.072	2:46.057	144.7	44:10.878	8	5:44.551	48.863	2:08.712	2:46.976	142.4	44:02.396	9	4:41.658	46.651	1:43.645	2:11.362	174.2	48:52.536	9	4:35.537	45.338	1:41.698	2:08.501	178.0	48:37.933
116 Daan VAN KUIJK NLD							GP Elite Porsche 911 GT3 CUP							1	7:24.559	1:17.302	2:37.287	3:29.970	109.2	7:24.559	1	7:28.130	1:25.964	2:39.382	3:22.784	108.3	7:28.130	2	4:51.113	48.813	1:46.574	2:15.726	168.5	12:15.672	2	4:55.631	48.778	1:48.015	2:18.838	165.9	12:23.761	3	5:01.278	46.302	1:44.924	2:30.052	162.8	17:16.950	3	4:58.354	46.576	1:47.990	2:23.788	164.4	17:22.115	4	6:50.055	56.502	3:01.277	2:52.276	119.6	24:07.005	4	6:49.343	54.793	3:03.715	2:50.835	119.8	24:11.458	5	4:41.511	45.973	1:43.017	2:12.521	174.3	28:48.516	5	4:46.237	47.171	1:45.382	2:13.684	171.4	28:57.695	6	4:44.016	46.256	1:44.772	2:12.988	172.7	33:32.532	6	4:49.005	46.517	1:46.620	2:15.868	169.7	33:46.700	7	4:59.446	45.510	2:00.812	2:13.124	163.8	38:31.978	7	5:01.121	46.899	1:57.319	2:16.903	162.9	38:47.821	8	5:38.900	46.771	2:06.072	2:46.057	144.7	44:10.878	8	5:37.725	47.923	2:00.290	2:49.512	145.2	44:25.546	9	4:41.658	46.651	1:43.645	2:11.362	174.2	48:52.536	9	4:44.016	46.334	1:45.241	2:12.441	172.7	49:09.562
118 Lucas GROENEVELD NLD							GP Elite Porsche 911 GT3 CUP							1	7:24.559	1:17.302	2:37.287	3:29.970	109.2	7:24.559	1	7:28.130	1:25.964	2:39.382	3:22.784	108.3	7:28.130	2	4:51.113	48.813	1:46.574	2:15.726	168.5	12:15.672	2	4:55.631	48.778	1:48.015	2:18.838	165.9	12:23.761	3	5:01.278	46.302	1:44.924	2:30.052	162.8	17:16.950	3	4:58.354	46.576	1:47.990	2:23.788	164.4	17:22.115	4	6:50.055	56.502	3:01.277	2:52.276	119.6	24:07.005	4	6:49.343	54.793	3:03.715	2:50.835	119.8	24:11.458	5	4:41.511	45.973	1:43.017	2:12.521	174.3	28:48.516	5	4:46.237	47.171	1:45.382	2:13.684	171.4	28:57.695	6	4:44.016	46.256	1:44.772	2:12.988	172.7	33:32.532	6	4:49.005	46.517	1:46.620	2:15.868	169.7	33:46.700	7	4:59.446	45.510	2:00.812	2:13.124	163.8	38:31.978	7	5:01.121	46.899	1:57.319	2:16.903	162.9	38:47.821	8	5:38.900	46.771	2:06.072	2:46.057	144.7	44:10.878	8	5:37.725	47.923	2:00.290	2:49.512	145.2	44:25.546	9	4:41.658	46.651	1:43.645	2:11.362	174.2	48:52.536	9	4:44.016	46.334	1:45.241	2:12.441	172.7	49:09.562
113 Stefan REHKOPF DEU							Nebulus Racing by Huber Porsche 911 GT3 CUP							1	7:28.130	1:25.964	2:39.382	3:22.784	108.3	7:28.130	1	7:28.130	1:25.964	2:39.382	3:22.784	108.3	7:28.130	2	4:51.113	48.813	1:46.574	2:15.726	168.5	12:15.672	2	4:55.631	48.778	1:48.015	2:18.838	165.9	12:23.761	3	5:01.278	46.302	1:44.924	2:30.052	162.8	17:16.950	3	4:58.354	46.576	1:47.990	2:23.788	164.4	17:22.115	4	6:50.055	56.502	3:01.277	2:52.276	119.6	24:07.005	4	6:49.343	54.793	3:03.715	2:50.835	119.8	24:11.458	5	4:41.511	45.973	1:43.017	2:12.521	174.3	28:48.516	5	4:46.237	47.171	1:45.382	2:13.684	171.4	28:57.695	6	4:44.016	46.256	1:44.772	2:12.988	172.7	33:32.532	6	4:49.005	46.517	1:46.620	2:15.868	169.7	33:46.700	7	4:59.446	45.510	2:00.812	2:13.124	163.8	38:31.978	7	5:01.121	46.899	1:57.319	2:16.903	162.9	38:47.821	8	5:38.900	46.771	2:06.072	2:46.057	144.7	44:10.878	8	5:37.725	47.923	2:00.290	2:49.512	145.2	44:25.546	9	4:41.658	46.651	1:43.645	2:11.362	174.2	48:52.536	9	4:44.016	46.334	1:45.241	2:12.441	172.7	49:09.562



Porsche Carrera Cup

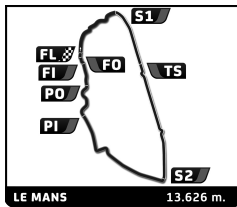
88^e Edition des 24 Heures du Mans

Race

Sector Analysis

— Invalidated Lap ■ Personal Best ■ Session Best B Crossing the pit lane

Lap	Time	Sector 1	Sector 2	Sector 3	Kph	Elapsed	Lap	Time	Sector 1	Sector 2	Sector 3	Kph	Elapsed
135 Benoit FRETIN FRA													
YDEO Compétition by RT Porsche 911 GT3 CUP													
1	7:35.482	1:52.800	2:29.167	3:13.515	106.5	7:35.482	7	4:54.669	45.195	1:52.538	2:16.936	166.5	38:13.373
2	5:14.941	54.951	1:52.829	2:27.161	155.8	12:50.423	8	5:46.111	46.474	2:11.981	2:47.656	141.7	43:59.484
3	5:16.382	50.194	1:57.573	2:28.615	155.0	18:06.805	9	4:34.799	45.101	1:41.034	2:08.664	178.5	48:34.283
4	6:19.100	50.962	2:38.564	2:49.574	129.4	24:25.905							
5	5:09.405	50.669	1:53.060	2:25.676	158.5	29:35.310							
6	5:06.327	50.117	1:51.209	2:25.001	160.1	34:41.637							
7	5:06.883	51.837	1:53.170	2:21.876	159.8	39:48.520							
8	5:00.071	49.386	1:49.668	2:21.017	163.5	44:48.591							
9	4:58.769	49.518	1:48.613	2:20.638	164.2	49:47.360							
141 Michael VERHAGEN NLD													
MRS-GT Racing Porsche 911 GT3 CUP													
1	7:29.477	1:26.838	2:39.553	3:23.086	108.0	7:29.477							
2	4:55.139	49.251	1:47.047	2:18.841	166.2	12:24.616							
3	4:58.076	47.464	1:47.582	2:23.030	164.6	17:22.692							
4	6:49.660	54.949	3:03.737	2:50.974	119.7	24:12.352							
5	4:45.897	46.903	1:45.178	2:13.816	171.6	28:58.249							
6	4:47.113	46.554	1:46.852	2:13.707	170.9	33:45.362							
7	4:59.586	46.423	1:57.336	2:15.827	163.7	38:44.948							
8	5:33.786	46.994	2:00.993	2:45.799	147.0	44:18.734							
9	4:43.891	46.183	1:44.714	2:12.994	172.8	49:02.625							
157 Rudy VAN BUREN NLD													
CarTech Motorsport by Nigrin Porsche 911 GT3 CUP													
1	7:20.933	1:07.305	2:33.017	3:40.611	110.1	7:20.933							
2	4:45.093	47.512	1:45.621	2:11.960	172.1	12:06.026							
3	5:00.443	45.790	1:43.925	2:30.728	163.3	17:06.469							
4	6:53.975	59.494	2:56.331	2:58.150	118.5	24:00.444							
5	4:38.711	45.434	1:43.896	2:09.381	176.0	28:39.155							
6	4:45.636	45.108	1:49.606	2:10.922	171.7	33:24.791							
7	5:12.722	45.756	2:11.979	2:14.987	156.9	38:37.513							
8	5:36.137	47.490	2:02.207	2:46.440	145.9	44:13.650							
9	4:42.514	46.400	1:43.517	2:12.597	173.6	48:56.164							
169 Holger HARMSEN DEU													
T3/HRT Motorsport Porsche 911 GT3 CUP													
1	7:35.134	1:48.454	2:32.367	3:14.313	106.6	7:35.134							
2	5:10.149	51.316	1:52.737	2:26.096	158.2	12:45.283							
3	5:14.546	49.169	1:53.632	2:31.745	156.0	17:59.829							
4	6:24.503	50.368	2:44.377	2:49.758	127.6	24:24.332							
5	5:00.915	49.337	1:49.654	2:21.924	163.0	29:25.247							
6	4:55.192	48.776	1:47.953	2:18.463	166.2	34:20.439							
7	5:06.273	48.611	1:53.095	2:24.567	160.2	39:26.712							
8	5:08.660	49.190	1:47.237	2:32.233	158.9	44:35.372							
9	4:51.436	48.552	1:46.517	2:16.367	168.3	49:26.808							
177 Leon KÖHLER DEU													
T3/HRT Motorsport Porsche 911 GT3 CUP													
1	7:18.198	1:00.596	2:31.071	3:46.531	110.8	7:18.198							
2	4:40.529	46.446	1:44.482	2:09.601	174.9	11:58.727							
3	5:01.467	45.076	1:43.120	2:33.271	162.7	17:00.194							
4	6:56.846	59.613	2:54.565	3:02.668	117.7	23:57.040							
5	4:37.234	45.260	1:42.056	2:09.918	176.9	28:34.274							
6	4:44.430	45.266	1:51.511	2:07.653	172.5	33:18.704							
181 Julian HANSES DEU													
FÖRCH Racing Porsche 911 GT3 CUP													
1	7:20.214	1:05.862	2:33.072	3:41.280	110.2	7:20.214							
2	4:47.485	47.522	1:47.265	2:12.698	170.6	12:07.699							
3	5:00.277	45.502	1:43.980	2:30.795	163.4	17:07.976							
4	6:53.842	59.222	2:57.848	2:56.772	118.5	24:01.818							
5	4:41.998	45.560	1:43.801	2:12.637	174.0	28:43.816							
6	4:43.680	45.586	1:47.110	2:10.984	172.9	33:27.496							
7	4:55.891	46.001	1:51.553	2:18.337	165.8	38:23.387							
8	5:41.960	49.595	2:07.165	2:45.200	143.4	44:05.347							
9	4:38.449	45.756	1:42.537	2:10.156	176.2	48:43.796							
196 Joey MAWSON AUS													
FACH AUTO TECH Porsche 911 GT3 CUP													
1	7:22.760	1:13.561	2:34.357	3:34.842	109.6	7:22.760							
2	4:47.228	46.730	1:46.830	2:13.668	170.8	12:09.988							
3	5:02.041	45.388	1:43.837	2:32.816	162.4	17:12.029							
4	6:51.429	57.724	2:58.847	2:54.858	119.2	24:03.458							
5	4:46.011	45.770	1:43.258	2:16.983	171.5	28:49.469							
6	4:41.296	45.644	1:44.765	2:10.887	174.4	33:30.765							
7	5:00.319	45.626	2:01.729	2:12.964	163.3	38:31.084							
8	5:37.973	46.937	2:06.193	2:44.843	145.1	44:09.057							
9	4:37.346	45.437	1:42.576	2:09.333	176.9	48:46.403							
329 Jean-Philippe GAMBARO FRA													
IMS Performance Porsche 911 GT3 CUP													
1	7:30.696	1:31.857	2:38.642	3:20.197	107.7	7:30.696							
2	5:02.822	49.419	1:51.492	2:21.911	162.0	12:33.518							
3	5:09.908	48.105	1:50.875	2:30.928	158.3	17:43.426							
4	6:36.544	49.209	2:55.026	2:52.309	123.7	24:19.970							
5	5:00.597	48.252	1:49.298	2:23.047	163.2	29:20.567							
6	4:54.467	48.045	1:48.979	2:17.443	166.6	34:15.034							
7	5:04.331	48.309	1:54.717	2:21.305	161.2	39:19.365							
8	5:13.443	48.797	1:46.459	2:38.187	156.5	44:32.808							
9	4:50.931	47.730	1:46.428	2:16.773	168.6	49:23.739							
888 François LANSARD FRA													
CLRT Porsche 911 GT3 CUP													
1	7:25.111	1:18.583	2:37.831	3:28.697	109.0	7:25.111							
2	4:58.173	48.727	1:47.453	2:21.993	164.5	12:23.284							
3	5:05.212	48.186	1:50.401	2:26.625	160.7	17:28.496							
4	6:46.161	50.942	3:03.940	2:51.279	120.8	24:14.657							
5	4:50.881	48.416	1:47.011	2:15.454	168.6	29:05.538							
6	4:49.741	48.194	1:46.528	2:15.019	169.3	33:55.279							
7	4:58.617	47.930	1:53.350	2:17.337	164.3	38:53.896							
8	5:33.060	48.401	1:56.623	2:48.036	147.3	44:26.956							
9	4:46.847	47.242	1:46.198	2:13.407	171.0	49:13.803							
911 Christophe LAPIERRE FRA													
Sébastien Loeb Racing Porsche 911 GT3 CUP													
1	7:26.042	1:20.533	2:38.447	3:27.062	108.8	7:26.042							
2	4:52.240	48.539	1:48.011	2:15.690	167.9	12:18.282							
3	4:59.875	46.107	1:44.996	2:28.772	163.6	17:18.157							



Porsche Carrera Cup
88^o Edition des 24 Heures du Mans
Race

Sector Analysis

— Invalidated Lap ■ Personal Best ■ Session Best B Crossing the pit lane

Lap	Time	Sector 1	Sector 2	Sector 3	Kph	Elapsed	Lap	Time	Sector 1	Sector 2	Sector 3	Kph	Elapsed
4	6:50.080	56.286	3:01.826	2:51.968	119.6	24:08.237							
5	4:41.774	46.293	1:43.231	2:12.250	174.1	28:50.011							
6	4:44.511	45.989	1:45.639	2:12.883	172.4	33:34.522							
7	5:02.445	46.340	2:00.809	2:15.296	162.2	38:36.967							
8	5:36.467	47.020	2:02.480	2:46.967	145.8	44:13.434							
9	4:43.484	46.207	1:43.863	2:13.414	173.0	48:56.918							

919 **Michael FASSBENDER** IRL
Porsche Motorsport Porsche 911 GT3 CUP

1	7:34.398	1:51.517	2:26.722	3:16.159	106.8	7:34.398
2	5:05.828	50.438	1:52.594	2:22.796	160.4	12:40.226
3	5:09.561	47.964	1:55.042	2:26.555	158.5	17:49.787
4	6:34.203	49.366	2:54.278	2:50.559	124.4	24:23.990
5	4:57.565	48.416	1:48.579	2:20.570	164.9	29:21.555
6	4:55.620	48.102	1:48.461	2:19.057	165.9	34:17.175
7	5:03.816	48.031	1:53.633	2:22.152	161.5	39:20.991
8	5:12.288	48.073	1:47.390	2:36.825	157.1	44:33.279
9	4:48.424	47.667	1:45.231	2:15.526	170.1	49:21.703

991 **Alessio PICARIELLO** BEL
Team Carrera Cup Asia Porsche 911 GT3 CUP

1	7:19.470	1:05.166	2:32.814	3:41.490	110.4	7:19.470
2	4:45.617	47.283	1:46.328	2:12.006	171.7	12:05.087
3	5:00.504	45.430	1:43.854	2:31.220	163.2	17:05.591
4	6:54.500	59.541	2:56.068	2:58.891	118.3	24:00.091
5	4:40.809	45.255	1:44.014	2:11.540	174.7	28:40.900
6	4:45.221	45.539	1:48.516	2:11.166	172.0	33:26.121
7	4:54.125	45.696	1:50.740	2:17.689	166.8	38:20.246
8	5:43.467	48.666	2:08.483	2:46.318	142.8	44:03.713
9	4:38.998	46.031	1:42.307	2:10.660	175.8	48:42.711

993 **Max VAN SPLUNTEREN** NLD
Porsche Mobil 1 Supercup Porsche 911 GT3 CUP

1	7:18.548	1:01.736	2:31.909	3:44.903	110.7	7:18.548
2	4:42.854	46.568	1:45.488	2:10.798	173.4	12:01.402
3	5:01.498	45.137	1:43.051	2:33.310	162.7	17:02.900
4	6:55.606	59.522	2:55.833	3:00.251	118.0	23:58.506
5	4:39.316	46.212	1:44.598	2:08.506	175.6	28:37.822
6	5:02.332	44.991	2:07.664	2:09.677	162.3	33:40.154
7	5:00.943	46.043	2:00.243	2:14.657	163.0	38:41.097
8	5:34.448	47.335	2:01.946	2:45.167	146.7	44:15.545
9	4:38.733	45.504	1:43.185	2:10.044	176.0	48:54.278