

F4 Spanish Championship


6 Hours of Spa-Francorchamps

Free Practice 1

Sector Analysis

— Invalidated Lap ■ Personal Best ■ Session Best ■ Crossing the pit lane

Lap	Time	Sector 1	Sector 2	Sector 3	Kph	Elapsed	Lap	Time	Sector 1	Sector 2	Sector 3	Kph	Elapsed	
1	Maksim ARKHANGELSKII RAF							5	2:32.177	44.334	1:09.105	38.738	165.7	17:09.166
	Drivex School							6	2:30.533	43.811	1:08.264	38.458	167.5	19:39.699
1	3:22.898	1:05.621	1:29.297	47.980	122.1	3:22.898	7	2:29.930	43.936	1:07.703	38.291	168.2	22:09.629	
2	2:48.332	48.991	1:16.726	42.615	149.8	6:11.230	8	2:28.004	43.234	1:06.639	38.131	170.4	24:37.633	
3	2:38.189	46.589	1:12.122	39.478	159.4	8:49.419	9	2:27.575	43.188	1:06.223	38.164	170.9	27:05.208	
4	2:34.590	45.356	1:09.854	39.380	163.1	11:24.009	10	2:29.007	43.215	1:07.588	38.204	169.2	29:34.215	
5	2:30.057	44.010	1:07.351	38.696	168.0	13:54.066	11	6:36.538 B	4:45.402	1:13.083	38.053	63.6	36:10.753	
6	2:30.398	43.585	1:07.740	39.073	167.6	16:24.464	12	2:29.259	44.473	1:06.921	37.865	168.9	38:40.012	
7	6:23.580 B	4:36.673	1:08.181	38.726	65.7	22:48.044	13	2:26.466	43.054	1:05.510	37.902	172.2	41:06.478	
8	2:26.976	43.869	1:05.049	38.058	171.6	25:15.020								
9	2:28.386	43.522	1:06.576	38.288	169.9	27:43.406	6	Francesco BRASCHI ITA						
10	2:26.123	43.450	1:04.447	38.226	172.6	30:09.529		Jenzer Motorsport						
11	2:27.457	43.202	1:04.974	39.281	171.0	32:36.986	1	3:57.755	1:48.252	1:23.732	45.771	104.2	3:57.755	
12	2:25.883	43.130	1:04.747	38.006	172.8	35:02.869	2	2:48.828	50.787	1:15.857	42.184	149.3	6:46.583	
13	2:25.587	43.078	1:04.568	37.941	173.2	37:28.456	3	9:29.385 B	7:29.336	1:17.121	42.928	44.3	16:15.968	
14	2:26.191	43.186	1:04.496	38.509	172.5	39:54.647	4	2:34.919	47.118	1:08.591	39.210	162.8	18:50.887	
3	Oliver MICHL HUN							5	2:29.583	43.754	1:06.638	39.191	168.6	21:20.470
	Teo Martin Motorsport							6	2:26.968	43.239	1:05.090	38.639	171.6	23:47.438
1	3:55.040	1:43.554	1:27.691	43.795	105.4	3:55.040	7	2:27.952	43.254	1:06.495	38.203	170.4	26:15.390	
2	2:45.437	49.863	1:14.849	40.725	152.4	6:40.477	8	5:36.560 B	3:52.530	1:06.123	37.907	74.9	31:51.950	
3	2:34.668	45.184	1:10.038	39.446	163.0	9:15.145	9	2:26.463	43.299	1:04.631	38.533	172.2	34:18.413	
4	2:31.033	43.805	1:08.739	38.489	166.9	11:46.178	10	2:25.471	43.115	1:04.458	37.898	173.3	36:43.884	
5	2:29.145	43.461	1:07.403	38.281	169.1	14:15.323	11	2:26.377	42.946	1:04.270	39.161	172.3	39:10.261	
6	2:27.866	43.127	1:06.598	38.141	170.5	16:43.189	12	2:26.569	43.032	1:05.309	38.228	172.0	41:36.830	
7	2:27.145	43.061	1:05.950	38.134	171.4	19:10.334								
8	8:16.077 B	6:30.369	1:07.475	38.233	50.8	27:26.411	7	Emely DE HEUS DEU						
9	2:26.954	43.326	1:05.422	38.206	171.6	29:53.365		MP Motorsport						
10	2:28.700	43.591	1:06.893	38.216	169.6	32:22.065	1	3:11.093	1:00.868	1:24.929	45.296	129.6	3:11.093	
11	2:27.171	43.152	1:05.416	38.603	171.3	34:49.236	2	14:26.531 B	...	1:16.574	43.058	29.1	17:37.624	
12	2:25.973	42.967	1:04.967	38.039	172.7	37:15.209	3	2:37.932	45.986	1:11.151	40.795	159.7	20:15.556	
13	2:26.548	43.113	1:05.402	38.033	172.1	39:41.757	4	2:32.168	44.210	1:08.682	39.276	165.7	22:47.724	
14	2:26.085	43.197	1:04.790	38.098	172.6	42:07.842	5	2:30.732	44.166	1:08.143	38.423	167.3	25:18.456	
4	Samir BEN CHE							6	2:31.607	43.853	1:09.344	38.410	166.3	27:50.063
	Jenzer Motorsport							7	2:28.795	43.793	1:06.608	38.394	169.5	30:18.858
1	4:23.509	2:07.153	1:27.151	49.205	94.0	4:23.509	8	2:31.241	43.817	1:07.656	39.768	166.7	32:50.099	
2	2:56.347	56.403	1:17.157	42.787	143.0	7:19.856	9	2:29.030	44.328	1:06.486	38.216	169.2	35:19.129	
3	2:41.358	49.695	1:12.525	39.138	156.3	10:01.214	10	2:28.280	43.793	1:06.158	38.329	170.0	37:47.409	
4	2:32.390	44.319	1:09.563	38.508	165.5	12:33.604	11	2:29.467	43.739	1:07.151	38.577	168.7	40:16.876	
5	2:30.955	43.620	1:08.977	38.358	167.0	15:04.559								
6	2:31.673	43.493	1:08.392	39.788	166.2	17:36.232	8	Santiago RAMOS MEX						
7	2:30.208	43.204	1:08.450	38.554	167.9	20:06.440		Jenzer Motorsport						
8	7:45.656 B	5:51.262	1:15.060	39.334	54.1	27:52.096	1	3:52.383	1:46.901	1:21.900	43.582	106.6	3:52.383	
9	2:28.510	43.387	1:06.655	38.468	169.8	30:20.606	2	2:40.649	48.884	1:12.447	39.318	157.0	6:33.032	
10	2:29.642	43.297	1:07.519	38.826	168.5	32:50.248	3	8:40.291 B	6:45.908	1:14.451	39.932	48.5	15:13.323	
11	2:27.517	43.599	1:05.918	38.000	170.9	35:17.765	4	2:32.748	45.416	1:08.907	38.425	165.1	17:46.071	
12	2:26.631	43.180	1:05.444	38.007	172.0	37:44.396	5	2:28.040	43.424	1:05.839	38.777	170.3	20:14.111	
13	2:26.861	43.275	1:05.566	38.020	171.7	40:11.257	6	2:25.618	43.058	1:04.574	37.986	173.2	22:39.729	
5	Jorge GARCJARCE MEX							7	2:25.490	43.037	1:04.397	38.056	173.3	25:05.219
	Jenzer Motorsport							8	2:25.089	42.904	1:04.386	37.799	173.8	27:30.308
1	4:23.263	2:06.566	1:26.976	49.721	94.1	4:23.263	9	7:34.981 B	5:49.342	1:07.795	37.844	55.4	35:05.289	
2	4:53.643 B	2:48.066	1:22.209	43.368	85.9	9:16.906	10	2:25.391	42.979	1:04.442	37.970	173.4	37:30.680	
3	2:43.950	47.280	1:14.984	41.686	153.8	12:00.856	11	2:24.859	42.965	1:04.086	37.808	174.1	39:55.539	
4	2:36.133	44.545	1:11.972	39.616	161.5	14:36.989	12	2:27.610	43.077	1:06.433	38.100	170.8	42:23.149	
9	Rik KOEN NLD													
	MP Motorsport							1	3:07.578	1:00.252	1:20.831	46.495	132.1	3:07.578



F4 Spanish Championship


6 Hours of Spa-Francorchamps

Free Practice 1

Sector Analysis

— Invalidated Lap ■ Personal Best ■ Session Best B Crossing the pit lane

Lap	Time	Sector 1	Sector 2	Sector 3	Kph	Elapsed	Lap	Time	Sector 1	Sector 2	Sector 3	Kph	Elapsed		
2	14:24.053	B	...	1:12.358	40.988	29.2	17:31.631	12	2:25.318			173.5	41:42.485		
3	2:35.365	45.309	1:07.836	42.220	162.3	20:06.996	14	Guilherme OLIVEIRA					PRT		
4	2:27.390	43.869	1:05.524	37.997	171.1	22:34.386		Drivex School							
5	2:25.778	43.299	1:04.614	37.865	173.0	25:00.164	1	3:16.333	1:11.280	1:21.690	43.363	126.2	3:16.333		
6	2:28.407	43.255	1:06.785	38.367	169.9	27:28.571	2	2:37.584	47.138	1:10.927	39.519	160.0	5:53.917		
7	2:25.381	43.035	1:04.433	37.913	173.4	29:53.952	3	5:59.442	B	4:09.039	1:10.980	39.423	70.1	11:53.359	
8	2:38.171	42.921	1:11.824	43.426	159.4	32:32.123	4	2:32.397	44.869	1:08.495	39.033	165.5	14:25.756		
9	2:25.596	43.200	1:04.556	37.840	173.2	34:57.719	5	2:30.294	44.037	1:07.172	39.085	167.8	16:56.050		
10	2:25.342	43.167	1:04.161	38.014	173.5	37:23.061	6	2:27.592	43.410	1:05.801	38.381	170.8	19:23.642		
11	2:25.133	43.209	1:04.111	37.813	173.7	39:48.194	7	2:28.058	43.553	1:05.838	38.667	170.3	21:51.700		
10	Lola LOVINFOSSE						8	2:27.891	43.711	1:05.615	38.565	170.5	24:19.591		
	Drivex School						9	2:27.569	43.715	1:05.282	38.572	170.9	26:47.160		
1	3:50.568	1:26.302	1:34.311	49.955	107.5	3:50.568	10	2:27.121	43.501	1:05.252	38.368	171.4	29:14.281		
2	3:01.651	52.344	1:23.962	45.345	138.8	6:52.219	11	2:27.800	43.688	1:05.645	38.467	170.6	31:42.081		
3	2:51.093	49.221	1:17.814	44.058	147.4	9:43.312	12	2:30.368	43.363	1:07.864	39.141	167.7	34:12.449		
4	2:44.551	46.838	1:16.084	41.629	153.2	12:27.863	17	Dilano VANT HOFF					NLD		
5	2:42.697	46.945	1:15.257	40.495	155.0	15:10.560		MP Motorsport							
6	2:38.059	45.739	1:12.508	39.812	159.5	17:48.619	1	2:55.433	42.277	1:22.183	50.973	141.2	2:55.433		
7	2:34.349	44.599	1:10.071	39.679	163.4	20:22.968	2	14:04.064	B	...	1:16.510	45.498	29.9	16:59.497	
8	6:01.986	B	4:04.259	1:15.766	41.961	69.7	26:24.954	3	2:43.677	49.737	1:11.362	42.578	154.0	19:43.174	
9	2:35.056	45.608	1:10.223	39.225	162.6	29:00.010	4	2:33.244	45.734	1:07.016	40.494	164.5	22:16.418		
10	2:32.195	44.273	1:08.809	39.113	165.7	31:32.205	5	2:25.566	43.359	1:04.270	37.937	173.2	24:41.984		
11	2:32.584	44.127	1:08.953	39.504	165.2	34:04.789	6	2:24.465	43.145	1:03.553	37.767	174.5	27:06.449		
12	2:31.401	43.825	1:08.925	38.651	166.5	36:36.190	7	2:25.976	42.724	1:05.012	38.240	172.7	29:32.425		
13	2:31.689	43.816	1:08.948	38.925	166.2	39:07.879	8	2:31.940	43.133	1:10.524	38.283	165.9	32:04.365		
14	2:32.203	44.400	1:08.911	38.892	165.7	41:40.082	9	2:24.977	43.206	1:03.819	37.952	173.9	34:29.342		
11	Alex DUNNE						10	2:24.489	43.093	1:03.584	37.812	174.5	36:53.831		
	Pinnacle Motorsport						11	2:24.338	42.979	1:03.652	37.707	174.7	39:18.169		
1	3:34.422	1:28.491	1:23.206	42.725	115.5	3:34.422	19	Filip JENIC					SRB		
2	5:38.692	B	3:43.181	1:13.621	41.890	74.4	9:13.114		Teo Martin Motorsport						
3	2:29.465	43.888	1:07.331	38.246	168.7	11:42.579	1	3:43.527	1:35.955	1:23.619	43.953	110.8	3:43.527		
4	2:27.269	43.364	1:05.611	38.294	171.2	14:09.848	2	2:44.864	47.825	1:14.190	42.849	152.9	6:28.391		
5	2:26.386	43.310	1:05.155	37.921	172.2	16:36.234	3	2:33.676	44.722	1:09.885	39.069	164.1	9:02.067		
6	2:27.472	42.846	1:06.214	38.412	171.0	19:03.706	4	2:29.306	43.644	1:07.387	38.275	168.9	11:31.373		
7	2:25.642	43.137	1:04.506	37.999	173.1	21:29.348	5	2:28.029	43.294	1:06.498	38.237	170.3	13:59.402		
8	2:25.630	43.029	1:04.610	37.991	173.1	23:54.978	6	2:28.742	43.227	1:06.824	38.691	169.5	16:28.144		
9	2:27.025	43.114	1:05.079	38.832	171.5	26:22.003	7	2:27.049	43.320	1:05.612	38.117	171.5	18:55.193		
10	6:35.165	B	4:46.912	1:09.773	38.480	63.8	32:57.168	8	8:30.763	B	6:31.775	1:20.527	38.461	49.4	27:25.956
11	2:25.461	43.190	1:04.346	37.925	173.3	35:22.629	9	2:29.521	44.384	1:07.217	37.920	168.6	29:55.477		
12	2:25.631	42.977	1:04.552	38.102	173.1	37:48.260	10	2:27.740	42.906	1:06.880	37.954	170.7	32:23.217		
13	2:25.786	43.008	1:04.857	37.921	173.0	40:14.046	11	2:25.359	42.851	1:05.022	37.486	173.5	34:48.576		
12	Gil MOLINA						12	2:25.268	43.026	1:04.447	37.795	173.6	37:13.844		
	MP Motorsport						13	2:29.472	43.031	1:07.859	38.582	168.7	39:43.316		
1	2:56.766				140.2	2:56.766	14	2:25.361	42.895	1:04.713	37.753	173.5	42:08.677		
2	14:05.659				29.8	17:02.425	23	Josep María MARTÍ					ESP		
3	2:36.218				161.4	19:38.643		Campos Racing							
4	2:32.521				165.3	22:11.164	1	4:04.222	1:48.921	1:28.505	46.796	101.4	4:04.222		
5	2:27.988				170.4	24:39.152	2	2:48.600	50.673	1:14.912	43.015	149.6	6:52.822		
6	2:26.701				171.9	27:05.853	3	2:36.935	48.011	1:09.457	39.467	160.7	9:29.757		
7	2:27.294				171.2	29:33.147	4	2:29.915	44.045	1:06.737	39.133	168.2	11:59.672		
8	2:26.321				172.3	31:59.468	5	2:26.720	43.409	1:04.975	38.336	171.9	14:26.392		
9	2:25.975				172.7	34:25.443	6	2:29.049	43.636	1:06.356	39.057	169.2	16:55.441		
10	2:25.883				172.8	36:51.326	7	2:25.698	43.294	1:03.995	38.409	173.1	19:21.139		
11	2:25.841				172.9	39:17.167									



F4 Spanish Championship

6 Hours of Spa-Francorchamps

Free Practice 1

Sector Analysis

— Invalidated Lap ■ Personal Best ■ Session Best B Crossing the pit lane

Lap	Time	Sector 1	Sector 2	Sector 3	Kph	Elapsed	Lap	Time	Sector 1	Sector 2	Sector 3	Kph	Elapsed
8	9:14.928B	7:21.757	1:10.901	42.270	45.4	28:36.067	3	2:35.395	45.284	1:10.416	39.695	162.3	9:04.331
9	2:35.556	47.717	1:07.034	40.805	162.1	31:11.623	4	2:31.538	44.735	1:07.519	39.284	166.4	11:35.869
10	2:25.403	43.227	1:04.168	38.008	173.4	33:37.026	5	2:29.715	44.426	1:06.026	39.263	168.4	14:05.584
11	2:26.518	43.239	1:05.449	37.830	172.1	36:03.544	6	2:29.315	44.303	1:05.961	39.051	168.9	16:34.899
12	2:24.941	43.253	1:03.736	37.952	174.0	38:28.485	7	2:29.136	44.039	1:05.833	39.264	169.1	19:04.035
13	2:25.482	43.336	1:04.112	38.034	173.3	40:53.967	8	2:27.295	43.943	1:04.913	38.439	171.2	21:31.330

24 **Alejandro GARCÍA** MEX
Campos Racing

1	3:41.648	1:33.984	1:23.620	44.044	111.8	3:41.648
2	2:46.501	47.242	1:15.234	44.025	151.4	6:28.149
3	4:32.842B	1:31.989	1:48.644	1:12.209	92.4	11:00.991
4	5:31.641B	3:35.035	1:15.732	40.874	76.0	16:32.632
5	2:32.612	45.068	1:08.980	38.564	165.2	19:05.244
6	2:28.840	43.283	1:07.470	38.087	169.4	21:34.084
7	2:26.257	43.131	1:04.905	38.221	172.4	24:00.341
8	2:25.740	43.072	1:04.505	38.163	173.0	26:26.081
9	2:27.704	44.466	1:05.170	38.068	170.7	28:53.785
10	2:24.986	43.051	1:04.055	37.880	173.9	31:18.771

25 **Sebastian OGAARD** DNK
Campos Racing

1	3:33.742	1:27.534	1:23.038	43.170	115.9	3:33.742
2	2:47.867	48.173	1:13.864	45.830	150.2	6:21.609
3	2:30.032	43.828	1:07.661	38.543	168.1	8:51.641
4	2:27.873	43.376	1:06.139	38.358	170.5	11:19.514
5	2:27.111	43.401	1:05.318	38.392	171.4	13:46.625
6	2:26.472	43.236	1:05.064	38.172	172.1	16:13.097
7	2:26.220	43.221	1:04.850	38.149	172.4	18:39.317
8	9:26.410B	7:27.098	1:10.655	48.657	44.5	28:05.727
9	2:27.410	43.480	1:05.253	38.677	171.0	30:33.137
10	2:25.933	43.322	1:04.581	38.030	172.8	32:59.070
11	2:30.777	43.002	1:04.572	43.203	167.2	35:29.847
12	2:25.915	43.149	1:04.519	38.247	172.8	37:55.762
13	2:25.750	43.300	1:04.340	38.110	173.0	40:21.512

26 **Vladislav RYABOV** RAF
GRS Team

1	3:30.959	1:24.644	1:21.323	44.992	117.4	3:30.959
2	2:40.520	48.731	1:10.766	41.023	157.1	6:11.479
3	2:31.694	45.328	1:07.317	39.049	166.2	8:43.173
4	2:29.365	44.537	1:06.410	38.418	168.8	11:12.538
5	2:27.671	43.733	1:05.589	38.349	170.7	13:40.209
6	2:26.842	43.565	1:04.976	38.301	171.7	16:07.051
7	2:27.006	43.559	1:05.046	38.401	171.5	18:34.057
8	2:26.497	43.600	1:04.651	38.246	172.1	21:00.554
9	7:49.131B	6:03.280	1:07.073	38.778	53.7	28:49.685
10	2:27.248	43.801	1:05.050	38.397	171.2	31:16.933
11	2:27.067	43.842	1:04.900	38.325	171.4	33:44.000
12	2:27.188	43.570	1:05.413	38.205	171.3	36:11.188
13	2:26.535	43.799	1:04.574	38.162	172.1	38:37.723
14	3:38.943B	1:53.410	1:06.762	38.771	115.2	42:16.666

27 **Oleksandr PARTYSHEV** UKR
Campos Racing

1	3:45.755	1:38.032	1:23.286	44.437	109.7	3:45.755
2	2:43.181	48.003	1:13.925	41.253	154.5	6:28.936

28 **Daniel MACIA** ESP
Formula de Campeones


1	3:16.773	1:14.524	1:19.719	42.530	125.9	3:16.773
2	2:33.549	45.986	1:09.087	38.476	164.2	5:50.322
3	2:31.952	46.689	1:07.220	38.043	165.9	8:22.274
4	2:26.978	44.052	1:05.093	37.833	171.6	10:49.252
5	2:25.450	43.250	1:04.397	37.803	173.4	13:14.702
6	2:25.111	43.197	1:04.169	37.745	173.8	15:39.813
7	2:24.962	43.029	1:04.244	37.689	173.9	18:04.775
8	2:25.128	42.950	1:04.178	38.000	173.7	20:29.903
9	2:25.057	42.946	1:04.233	37.878	173.8	22:54.960
10	6:51.954B	5:08.222	1:05.846	37.886	61.2	29:46.914
11	2:28.774	45.021	1:05.470	38.283	169.5	32:15.688
12	2:25.064	42.808	1:04.405	37.851	173.8	34:40.752
13	2:25.372	42.886	1:04.671	37.815	173.4	37:06.124
14	2:25.435	43.050	1:04.563	37.822	173.4	39:31.559
15	2:25.343	42.949	1:04.596	37.798	173.5	41:56.902

29 **Georg KELSTRUP** DNK
MP Motorsport

1	3:04.124	53.809	1:23.171	47.144	134.6	3:04.124
2	14:24.447B	...	1:17.158	47.453	29.2	17:28.571
3	2:34.242	45.113	1:08.452	40.677	163.5	20:02.813
4	2:28.358	43.564	1:06.529	38.265	170.0	22:31.171
5	2:26.245	43.277	1:05.060	37.908	172.4	24:57.416
6	2:25.367	43.136	1:04.367	37.864	173.5	27:22.783
7	2:25.233	42.996	1:04.425	37.812	173.6	29:48.016
8	2:24.866	43.100	1:04.103	37.663	174.1	32:12.882
9	2:24.574	42.927	1:03.987	37.660	174.4	34:37.456
10	2:24.594	42.997	1:03.893	37.704	174.4	37:02.050
11	2:24.205	42.949	1:03.740	37.516	174.8	39:26.255

34 **Enric BORDÁS** ESP
Formula de Campeones

1	3:17.730	1:15.200	1:19.856	42.674	125.3	3:17.730
2	2:34.478	46.219	1:09.733	38.526	163.2	5:52.208
3	2:28.296	43.936	1:06.074	38.286	170.0	8:20.504
4	2:26.511	43.588	1:05.201	37.722	172.1	10:47.015
5	2:25.803	43.343	1:04.639	37.821	172.9	13:12.818
6	2:25.417	43.228	1:04.326	37.863	173.4	15:38.235
7	2:25.069	43.274	1:04.027	37.768	173.8	18:03.304
8	2:24.802	43.066	1:03.869	37.867	174.1	20:28.106
9	2:25.022	43.055	1:04.112	37.855	173.9	22:53.128
10	6:55.763B	5:10.834	1:07.167	37.762	60.6	29:48.891



F4 Spanish Championship

6 Hours of Spa-Francorchamps

Free Practice 1

Sector Analysis

— Invalidated Lap ■ Personal Best ■ Session Best B Crossing the pit lane

Lap	Time	Sector 1	Sector 2	Sector 3	Kph	Elapsed	Lap	Time	Sector 1	Sector 2	Sector 3	Kph	Elapsed
11	2:25.352	42.882	1:04.688	37.782	173.5	32:14.243	5	2:28.497	43.936	1:05.761	38.800	169.8	15:55.194
12	2:25.070	43.021	1:04.134	37.915	173.8	34:39.313	6	2:29.106	43.667	1:06.176	39.263	169.1	18:24.300
13	2:25.003	43.008	1:04.194	37.801	173.9	37:04.316	7	2:28.041	43.667	1:05.465	38.909	170.3	20:52.341
14	2:25.457	43.059	1:04.411	37.987	173.3	39:29.773	8	2:27.429	43.538	1:05.263	38.628	171.0	23:19.770
15	2:26.365	43.347	1:04.739	38.279	172.3	41:56.138	9	2:27.460	43.682	1:04.929	38.849	171.0	25:47.230

44 Manuel ESPIRITO SANTO PRT						
MP Motorsport						
1	3:01.597	51.405	1:22.868	47.324	136.4	3:01.597
2	14:05.430B	...	1:13.798	41.132	29.8	17:07.027
3	2:37.822	48.324			159.8	19:44.849
4	2:34.043	44.498	1:08.686	40.859	163.7	22:18.892
5	2:27.937	43.404			170.4	24:46.829
6	2:26.817	43.411	1:05.195	38.211	171.7	27:13.646
7	2:25.882	43.300	1:04.615	37.967	172.8	29:39.528
8	2:26.589	43.162	1:04.197	39.230	172.0	32:06.117
9	2:24.997	43.114	1:04.034	37.849	173.9	34:31.114
10	2:24.912	43.020	1:04.138	37.754	174.0	36:56.026
11	2:25.048	43.018	1:04.233	37.797	173.8	39:21.074

52 Suleiman ZANFARI MAR						
MP Motorsport						
1	2:59.453	50.775	1:19.264	49.414	138.1	2:59.453
2	13:58.216B	...	1:13.673	43.203	30.1	16:57.669
3	2:35.524	47.353	1:08.606	39.565	162.1	19:33.193
4	2:27.894	44.056	1:05.571	38.267	170.5	22:01.087
5	2:26.180	43.407	1:04.852	37.921	172.5	24:27.267
6	2:25.521	43.302	1:04.048	38.171	173.3	26:52.788
7	2:25.239	43.168	1:04.100	37.971	173.6	29:18.027
8	2:25.208	43.049	1:04.374	37.785	173.6	31:43.235
9	2:24.956	42.855	1:04.260	37.841	173.9	34:08.191
10	2:26.456	43.025	1:05.526	37.905	172.2	36:34.647
11	2:25.440	43.021	1:04.453	37.966	173.4	39:00.087

68 Branden LEE OXLEY GBR						
Drivex School						
1	3:25.055	1:10.049	1:26.489	48.517	120.8	3:25.055
2	5:46.693B	3:56.370	1:11.135	39.188	72.7	9:11.748
3	2:30.619	44.651	1:07.360	38.608	167.4	11:42.367
4	2:29.295	44.017	1:06.009	39.269	168.9	14:11.662
5	2:27.369	43.691	1:05.500	38.178	171.1	16:39.031
6	2:26.956	43.508	1:05.116	38.332	171.6	19:05.987
7	2:26.109	43.128	1:04.927	38.054	172.6	21:32.096
8	2:26.374	43.354	1:04.725	38.295	172.3	23:58.470
9	5:06.806B	3:17.621	1:06.217	42.968	82.2	29:05.276
10	2:31.377	43.552	1:09.165	38.660	166.6	31:36.653
11	2:27.051	43.308	1:05.576	38.167	171.5	34:03.704
12	2:27.325	43.621	1:05.335	38.369	171.1	36:31.029
13	2:26.709	43.493	1:05.050	38.166	171.9	38:57.738
14	2:27.174	43.537	1:05.256	38.381	171.3	41:24.912

75 Noam ABRAMCZYCK FRA						
Drivex School						
1	3:09.435	1:01.236	1:21.561	46.638	130.8	3:09.435
2	5:10.961B	3:14.056	1:13.842	43.063	81.1	8:20.396
3	2:35.396	46.524	1:08.628	40.244	162.3	10:55.792
4	2:30.905	45.102	1:06.675	39.128	167.1	13:26.697

77 Noah DEGNBOL DNK						
MP Motorsport						
1	3:07.280	57.085	1:23.478	46.717	132.3	3:07.280
2	14:50.243B	...	1:15.310	41.197	28.3	17:57.523
3	2:32.154	44.804	1:07.478	39.872	165.7	20:29.677
4	2:33.242	44.296	1:10.484	38.462	164.5	23:02.919
5	2:26.921	43.469	1:05.298	38.154	171.6	25:29.840
6	2:26.646	43.327	1:05.288	38.031	171.9	27:56.486
7	2:25.149	43.271	1:04.077	37.801	173.7	30:21.635
8	2:27.487	42.850	1:06.393	38.244	171.0	32:49.122
9	2:35.405	43.234	1:06.942	45.229	162.2	35:24.527
10	2:32.806	43.150	1:10.882	38.774	165.0	37:57.333
11	2:25.950	43.176	1:04.791	37.983	172.8	40:23.283