

F4 Spanish Championship


6 Hours of Spa-Francorchamps

Free Practice 2

Sector Analysis

— Invalidated Lap ■ Personal Best ■ Session Best B Crossing the pit lane

Lap	Time	Sector 1	Sector 2	Sector 3	Kph	Elapsed	Lap	Time	Sector 1	Sector 2	Sector 3	Kph	Elapsed
1	Maksim ARKHANGELSKII RAF												
Drivex School													
1	3:45.943	1:18.028	1:35.807	52.108	109.7	3:45.943							
2	11:04.271 B	8:40.530	1:35.264	48.477	38.0	14:50.214							
3	3:06.202	49.960	1:30.039	46.203	135.4	17:56.416							
4	2:56.981	46.944	1:26.668	43.369	142.5	20:53.397							
5	2:52.126	45.452	1:25.069	41.605	146.5	23:45.523							
6	2:48.776	44.539	1:23.196	41.041	149.4	26:34.299							
7	2:47.420	44.846	1:22.965	39.609	150.6	29:21.719							
8	2:46.509	43.903	1:22.986	39.620	151.4	32:08.228							
9	2:43.900	43.787	1:20.899	39.214	153.8	34:52.128							
10	2:43.061	44.248	1:19.626	39.187	154.6	37:35.189							
11	2:38.344	43.511	1:16.237	38.596	159.2	40:13.533							
3	Oliver MICHL HUN												
Teo Martin Motorsport													
1	4:09.200	1:36.168	1:41.153	51.879	99.4	4:09.200							
2	9:59.714 B	7:31.330	1:38.306	50.078	42.0	14:08.914							
3	3:08.997	49.445	1:32.714	46.838	133.4	17:17.911							
4	3:04.398	47.066	1:32.550	44.782	136.7	20:22.309							
5	3:00.616	46.644	1:29.651	44.321	139.6	23:22.925							
6	2:57.100	46.288	1:27.908	42.904	142.4	26:20.025							
7	2:51.733	45.641	1:25.202	40.890	146.8	29:11.758							
8	2:48.100	45.086	1:23.553	39.461	150.0	31:59.858							
9	2:49.047	44.695	1:24.060	40.292	149.2	34:48.905							
10	2:47.063	44.511	1:22.291	40.261	150.9	37:35.968							
11	2:43.350	43.723	1:19.678	39.949	154.4	40:19.318							
4	Samir BEN CHE												
Jenzer Motorsport													
1	4:06.721	1:41.976	1:36.922	47.823	100.4	4:06.721							
2	12:46.262 B	...	1:38.897	52.676	32.9	16:52.983							
3	3:13.655	52.701	1:33.274	47.680	130.2	20:06.638							
4	3:10.482	52.620	1:31.259	46.603	132.4	23:17.120							
5	3:01.107	47.292	1:29.646	44.169	139.2	26:18.227							
6	2:55.552	46.342	1:27.830	41.380	143.6	29:13.779							
7	2:51.606	45.462	1:25.572	40.572	146.9	32:05.385							
8	2:50.904	44.845	1:25.743	40.316	147.5	34:56.289							
9	2:43.584	44.573	1:19.910	39.101	154.1	37:39.873							
10	2:48.736	44.813	1:19.058	44.865	149.4	40:28.609							
5	Jorge GARCJARCE MEX												
Jenzer Motorsport													
1	4:27.078	1:45.107	1:42.292	59.679	92.8	4:27.078							
2	9:18.863 B	6:27.631	1:48.999	1:02.233	45.1	13:45.941							
3	3:25.631	56.742	1:38.500	50.389	122.6	17:11.572							
4	3:14.246	50.749	1:34.702	48.795	129.8	20:25.818							
5	3:06.404	49.675	1:31.229	45.500	135.3	23:32.222							
6	3:03.308	48.579	1:30.816	43.913	137.6	26:35.530							
7	2:58.671	47.813	1:28.137	42.721	141.1	29:34.201							
8	2:56.929	47.424	1:27.156	42.349	142.5	32:31.130							
9	2:55.259	47.400	1:25.559	42.300	143.9	35:26.389							
10	2:52.510	46.769	1:24.115	41.626	146.2	38:18.899							
11	2:45.858	45.744	1:19.880	40.234	152.0	41:04.757							
6	Francesco BRASCHI ITA												
Jenzer Motorsport													
1	4:03.856	1:39.274	1:37.558	47.024	101.6	4:03.856							
2	11:26.668 B	8:59.734	1:37.117	49.817	36.7	15:30.524							
3	3:10.918	52.178	1:32.612	46.128	132.1	18:41.442							
4	7:57.227 B	5:42.699	1:31.028	43.500	52.8	26:38.669							
5	3:01.664	45.814	1:31.108	44.742	138.8	29:40.333							
6	2:47.729	43.901	1:23.724	40.104	150.3	32:28.062							
7	2:44.236	43.643	1:21.381	39.212	153.5	35:12.298							
8	2:41.605	43.544	1:18.930	39.131	156.0	37:53.903							
9	2:38.129	43.242	1:16.545	38.342	159.5	40:32.032							
7	Emely DE HEUS DEU												
MP Motorsport													
1	3:50.977	1:17.102	1:39.922	53.953	107.3	3:50.977							
2	8:06.614 B	5:39.296	1:36.706	50.612	51.8	11:57.591							
3	4:07.706 B	1:52.005	1:27.616	48.085	101.8	16:05.297							
4	7:19.429 B	4:56.446	1:33.793	49.190	57.4	23:24.726							
5	3:07.211	48.501	1:33.621	45.089	134.7	26:31.937							
6	3:00.770	47.506	1:29.325	43.939	139.5	29:32.707							
7	3:00.842	46.928	1:31.997	41.917	139.4	32:33.549							
8	2:53.600	46.136	1:25.346	42.118	145.2	35:27.149							
9	2:50.376	46.255	1:22.906	41.215	148.0	38:17.525							
10	2:45.368	45.224	1:19.419	40.725	152.5	41:02.893							
8	Santiago RAMOS MEX												
Jenzer Motorsport													
1	4:04.505	1:40.980	1:36.663	46.862	101.3	4:04.505							
2	14:51.904 B	...	1:32.677	45.849	28.3	18:56.409							
3	2:56.376	46.897	1:26.813	42.666	143.0	21:52.785							
4	2:49.472	45.532	1:23.311	40.629	148.8	24:42.257							
5	2:47.064	44.410	1:23.179	39.475	150.9	27:29.321							
6	2:44.409	43.797	1:21.358	39.254	153.4	30:13.730							
7	2:43.204	43.838	1:20.642	38.724	154.5	32:56.934							
8	2:41.049	43.714	1:18.610	38.725	156.6	35:37.983							
9	2:38.305	43.237	1:16.363	38.705	159.3	38:16.288							
10	2:35.024	43.235	1:13.484	38.305	162.6	40:51.312							
9	Rik KOEN NLD												
MP Motorsport													
1	3:26.498	1:03.304	1:33.804	49.390	120.0	3:26.498							
2	7:53.485 B	5:38.784	1:27.599	47.102	53.3	11:19.983							
3	3:51.071 B	1:41.981	1:24.670	44.420	109.1	15:11.054							
4	7:17.291 B	5:02.199	1:31.299	43.793	57.7	22:28.345							
5	2:53.432	46.002	1:25.515	41.915	145.4	25:21.777							
6	2:50.136	45.562	1:23.773	40.801	148.2	28:11.913							
7	2:47.555	44.499	1:22.659	40.397	150.5	30:59.468							
8	2:45.403	44.318	1:21.846	39.239	152.4	33:44.871							
9	2:42.662	43.658	1:19.721	39.283	155.0	36:27.533							
10	2:39.106	43.546	1:16.888	38.672	158.5	39:06.639							
11	2:37.482	43.386	1:15.402	38.694	160.1	41:44.121							
10	Lola LOVINFOSSE FRA												
Drivex School													
1	4:16.780	1:29.090	1:49.330	58.360	96.5	4:16.780							
2	10:42.587 B	8:10.887	1:38.342	53.358	39.2	14:59.367							



F4 Spanish Championship

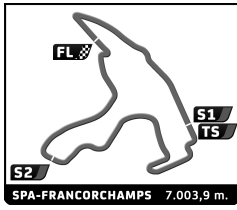
6 Hours of Spa-Francorchamps

Free Practice 2

Sector Analysis

— Invalidated Lap ■ Personal Best ■ Session Best ■ Crossing the pit lane

Lap	Time	Sector 1	Sector 2	Sector 3	Kph	Elapsed	Lap	Time	Sector 1	Sector 2	Sector 3	Kph	Elapsed
3	3:18.875	54.455	1:33.969	50.451	126.8	18:18.242	4	2:55.147	48.325	1:21.023	45.799	144.0	20:06.329
4	3:09.359	51.390	1:29.306	48.663	133.2	21:27.601	5	2:51.582	47.935	1:20.418	43.229	147.0	22:57.911
5	3:03.917	50.014	1:27.062	46.841	137.1	24:31.518	6	2:49.201	46.623	1:19.589	42.989	149.0	25:47.112
6	3:07.248	51.952	1:29.200	46.096	134.7	27:38.766	7	5:32.003 B	3:17.926	1:29.622	44.455	75.9	31:19.115
7	2:56.431	48.164	1:24.085	44.182	142.9	30:35.197	8	2:56.252	47.258	1:26.540	42.454	143.1	34:15.367
8	2:57.831	47.436	1:25.953	44.442	141.8	33:33.028	9	2:52.987	46.022	1:25.042	41.923	145.8	37:08.354
9	2:56.090	47.653	1:23.600	44.837	143.2	36:29.118	10	2:50.905	45.423	1:23.712	41.770	147.5	39:59.259
10	2:52.745	47.198	1:21.237	44.310	146.0	39:21.863	11	2:42.289	44.702	1:17.841	39.746	155.4	42:41.548
11	2:53.552	46.707	1:21.260	45.585	145.3	42:15.415	17 Dilano VANT HOFF NLD						
11 Alex DUNNE IRL							MP Motorsport						
Pinnacle Motorsport							1 3:09.032 44.676 1:34.611 49.745 131.1 3:09.032						
1	3:58.663	1:36.071	1:35.985	46.607	103.8	3:58.663	2	6:04.635 B	3:41.095	1:31.277	52.263	69.1	9:13.667
2	3:00.816	48.763	1:24.514	47.539	139.4	6:59.479	3	4:09.450 B	1:54.934	1:25.407	49.109	101.1	13:23.117
3	9:42.771 B	7:21.212	1:35.308	46.251	43.3	16:42.250	4	9:48.085 B	7:28.298	1:31.935	47.852	42.9	23:11.202
4	3:00.523	47.612	1:28.977	43.934	139.7	19:42.773	5	3:00.339	50.522	1:27.592	42.225	139.8	26:11.541
5	2:52.780	45.670	1:25.279	41.831	145.9	22:35.553	6	2:51.962	45.279	1:26.400	40.283	146.6	29:03.503
6	2:50.334	45.131	1:25.029	40.174	148.0	25:25.887	7	2:47.332	44.326	1:23.685	39.321	150.7	31:50.835
7	2:47.359	44.087	1:23.319	39.953	150.7	28:13.246	8	2:45.251	44.258	1:22.012	38.981	152.6	34:36.086
8	2:46.438	43.492	1:23.288	39.658	151.5	30:59.684	9	2:42.706	43.922	1:19.969	38.815	155.0	37:18.792
9	2:44.594	43.583	1:21.961	39.050	153.2	33:44.278	10	2:41.395	44.941	1:17.567	38.887	156.2	40:00.187
10	2:43.499	43.518	1:20.822	39.159	154.2	36:27.777	19 Filip JENIC SRB						
11	2:38.969	43.398	1:17.262	38.309	158.6	39:06.746	Teo Martin Motorsport						
12	2:41.427	43.052	1:20.230	38.145	156.2	41:48.173	1	4:15.604	1:35.668	1:44.764	55.172	96.9	4:15.604
12 Gil MOLINA MEX							2	9:40.922 B	7:15.234	1:36.573	49.115	43.4	13:56.526
MP Motorsport							3	3:10.082	49.420	1:32.450	48.212	132.6	17:06.608
1	3:11.033	46.144	1:33.907	50.982	129.7	3:11.033	4	3:06.095	48.117	1:30.909	47.069	135.5	20:12.703
2	6:04.517 B	3:43.227	1:29.686	51.604	69.2	9:15.550	5	3:02.796	48.812	1:29.646	44.338	137.9	23:15.499
3	4:12.407 B	2:03.191	1:24.626	44.590	99.9	13:27.957	6	3:01.979	48.103	1:29.927	43.949	138.6	26:17.478
4	9:44.954 B	7:25.704	1:30.690	48.560	43.1	23:12.911	7	2:55.628	45.750	1:26.247	43.631	143.6	29:13.106
5	2:59.640	49.150	1:27.770	42.720	140.4	26:12.551	8	2:51.268	45.027	1:23.754	42.487	147.2	32:04.374
6	2:50.488	44.786	1:25.230	40.472	147.9	29:03.039	9	2:47.478	44.783	1:22.722	39.973	150.6	34:51.852
7	2:49.223	44.308	1:25.111	39.804	149.0	31:52.262	10	2:49.708	45.951	1:22.501	41.256	148.6	37:41.560
8	2:44.837	44.111	1:21.482	39.244	153.0	34:37.099	11	2:42.147	43.745	1:19.267	39.135	155.5	40:23.707
9	2:42.438	43.866	1:19.702	38.870	155.2	37:19.537	23 Josep María MARTÍ ESP						
10	2:39.998	43.421	1:17.558	39.019	157.6	39:59.535	Campos Racing						
11	2:38.316	43.585	1:16.314	38.417	159.3	42:37.851	1	3:56.955	1:32.424	1:35.386	49.145	104.6	3:56.955
13 Santiago TRISINI ITA							2	9:40.461 B	7:13.275	1:36.024	51.162	43.4	13:37.416
MP Motorsport							3	9:57.847 B	7:42.589	1:30.738	44.520	42.2	23:35.263
1	3:52.211	1:13.340	1:39.328	59.543	106.7	3:52.211	4	3:32.264 B	1:22.143	1:27.733	42.388	118.8	27:07.527
2	8:39.973 B	6:14.610	1:34.397	50.966	48.5	12:32.184	5	2:50.360	46.063	1:24.211	40.086	148.0	29:57.887
3	3:40.391 B	1:27.647	1:26.798	45.946	114.4	16:12.575	6	2:45.926	44.808	1:21.460	39.658	152.0	32:43.813
4	7:34.233 B	5:15.129	1:32.134	46.970	55.5	23:46.808	7	2:43.459	44.030	1:19.764	39.665	154.3	35:27.272
5	3:02.311	47.758	1:31.245	43.308	138.3	26:49.119	8	2:41.244	43.913	1:17.758	39.573	156.4	38:08.516
6	2:53.169	46.280	1:25.982	40.907	145.6	29:42.288	9	2:36.063	43.470	1:14.109	38.484	161.6	40:44.579
7	2:49.152	44.991	1:23.574	40.587	149.1	32:31.440	24 Alejandro GARCÍA MEX						
8	2:47.622	44.684	1:22.912	40.026	150.4	35:19.062	Campos Racing						
9	2:44.008	44.340	1:20.440	39.228	153.7	38:03.070	1	4:25.167	1:43.599	1:42.716	58.852	93.4	4:25.167
10	2:42.294	43.872	1:17.913	40.509	155.4	40:45.364	2	10:37.050 B	8:03.921	1:40.007	53.122	39.6	15:02.217
14 Guilherme OLIVEIRA PRT							3	9:02.805 B	6:40.992	1:34.117	47.696	46.5	24:05.022
Drivex School							4	3:04.539	47.930	1:31.696	44.913	136.6	27:09.561
1	4:03.787	1:35.730	1:37.682	50.375	101.6	4:03.787	5	2:58.328	46.951	1:28.324	43.053	141.4	30:07.889
2	10:08.065 B	7:53.864	1:28.012	46.189	41.5	14:11.852	6	2:53.232	45.661	1:26.344	41.227	145.6	33:01.121
3	2:59.330	50.300	1:23.429	45.601	140.6	17:11.182	7	2:50.067	45.130	1:23.994	40.943	148.3	35:51.188



F4 Spanish Championship


6 Hours of Spa-Francorchamps

Free Practice 2

Sector Analysis

— Invalidated Lap ■ Personal Best ■ Session Best B Crossing the pit lane

Lap	Time	Sector 1	Sector 2	Sector 3	Kph	Elapsed	Lap	Time	Sector 1	Sector 2	Sector 3	Kph	Elapsed		
8	2:46.673	44.858	1:21.814	40.001	151.3	38:37.861	10	2:41.598	43.531	1:19.742	38.325	156.0	35:02.970		
9	2:44.026	45.063	1:18.897	40.066	153.7	41:21.887	11	3:21.365B	1:24.773	1:18.202	38.390	125.2	38:24.335		
25 Sebastian OGAARD DNK Campos Racing							29 Georg KELSTRUP DNK MP Motorsport								
1	4:10.487	1:37.981	1:41.314	51.192	98.9	4:10.487	1	3:35.683	1:12.751	1:33.135	49.797	114.9	3:35.683		
2	9:53.052B	7:26.550	1:35.643	50.859	42.5	14:03.539	2	7:26.831B	5:12.819	1:26.034	47.978	56.4	11:02.514		
3	3:08.571	50.289	1:31.435	46.847	133.7	17:12.110	3	2:55.360	48.093	1:22.662	44.605	143.8	13:57.874		
4	3:00.973	47.928	1:28.040	45.005	139.3	20:13.083	4	9:38.717B	7:24.566	1:29.718	44.433	43.6	23:36.591		
5	3:13.667	52.724	1:36.099	44.844	130.2	23:26.750	5	2:55.483	46.349	1:27.325	41.809	143.7	26:32.074		
6	4:43.449B	2:34.547	1:27.088	41.814	89.0	28:10.199	6	2:49.057	45.052	1:24.175	39.830	149.1	29:21.131		
7	2:57.919	44.865	1:24.559	48.495	141.7	31:08.118	7	2:47.413	44.351	1:23.524	39.538	150.6	32:08.544		
8	2:45.964	44.182	1:21.993	39.789	151.9	33:54.082	8	2:43.981	43.842	1:21.115	39.024	153.8	34:52.525		
9	2:42.494	43.546	1:20.079	38.869	155.2	36:36.576	9	2:44.452	44.196	1:20.194	40.062	153.3	37:36.977		
10	2:40.437	43.328	1:17.650	39.459	157.2	39:17.013	10	2:41.798	43.771	1:18.184	39.843	155.8	40:18.775		
11	2:36.476	44.061	1:14.115	38.300	161.1	41:53.489									
26 Vladislav RYABOV RAF GRS Team							34 Enric BORDÁS ESP Formula de Campeones								
1	3:52.230	1:35.397	1:30.966	45.867	106.7	3:52.230	1	4:23.789	1:35.139	1:50.321	58.329	93.9	4:23.789		
2	2:55.514	49.336	1:22.547	43.631	143.7	6:47.744	2	6:21.139B	3:42.856	1:41.874	56.409	66.2	10:44.928		
3	2:52.273	48.267	1:20.805	43.201	146.4	9:40.017	3	5:28.702B	3:07.971	1:33.786	46.945	76.7	16:13.630		
4	2:52.174	47.966	1:20.746	43.462	146.4	12:32.191	4	2:59.041	47.526	1:27.595	43.920	140.8	19:12.671		
5	2:48.572	46.525	1:19.630	42.417	149.6	15:20.763	5	2:53.389	45.731	1:25.787	41.871	145.4	22:06.060		
6	2:48.715	46.040	1:20.233	42.442	149.4	18:09.478	6	2:49.703	44.799	1:23.885	41.019	148.6	24:55.763		
7	2:46.271	46.151	1:18.390	41.730	151.6	20:55.749	7	2:49.281	44.266	1:23.577	41.438	148.9	27:45.044		
8	2:47.269	45.751	1:18.913	42.605	150.7	23:43.018	8	2:46.697	44.067	1:22.291	40.339	151.3	30:31.741		
9	2:47.811	45.991	1:19.039	42.781	150.3	26:30.829	9	2:44.368	43.821	1:21.301	39.246	153.4	33:16.109		
10	5:25.059B	3:07.213	1:32.028	45.818	77.6	31:55.888	10	2:42.776	43.620	1:20.322	38.834	154.9	35:58.885		
11	2:55.620	47.265	1:25.185	43.170	143.6	34:51.508	11	3:21.173B	1:24.769	1:17.849	38.555	125.3	39:20.058		
12	2:47.261	44.943	1:21.967	40.351	150.7	37:38.769									
13	2:43.970	45.775	1:18.744	39.451	153.8	40:22.739									
27 Oleksandr PARTYSHEV UKR Campos Racing							44 Manuel ESPIRITO SANTO PRT MP Motorsport								
1	4:26.082	1:46.015	1:40.945	59.122	93.1	4:26.082	1	3:30.522	1:03.066	1:35.739	51.717	117.7	3:30.522		
2	11:27.554B	8:59.563	1:39.830	48.161	36.7	15:53.636	2	6:46.396B	4:29.707	1:29.671	47.018	62.0	10:16.918		
3	3:49.725B	1:16.506	1:46.013	47.206	109.8	19:43.361	3	4:31.337B	2:20.915	1:25.094	45.328	92.9	14:48.255		
4	3:39.850B	1:24.899	1:29.075	45.876	114.7	23:23.211	4	8:25.674B	6:04.949	1:33.248	47.477	49.9	23:13.929		
5	2:58.537	46.943	1:27.935	43.659	141.2	26:21.748	5	3:04.852	48.959	1:31.472	44.421	136.4	26:18.781		
6	2:53.586	46.038	1:26.226	41.322	145.3	29:15.334	6	2:52.331	46.397	1:24.837	41.097	146.3	29:11.112		
7	2:49.489	44.852	1:23.867	40.770	148.8	32:04.823	7	2:47.732	45.248	1:22.705	39.779	150.3	31:58.844		
8	2:48.497	44.975	1:23.452	40.070	149.6	34:53.320	8	2:50.789	44.675	1:24.931	41.183	147.6	34:49.633		
9	2:45.747	44.088	1:21.887	39.772	152.1	37:39.067	9	2:53.032	44.484	1:29.170	39.378	145.7	37:42.665		
10	2:43.394	44.684	1:19.215	39.495	154.3	40:22.461	10	2:52.605	44.029	1:26.114	42.462	146.1	40:35.270		
28 Daniel MACIA ESP Formula de Campeones							52 Suleiman ZANFARI MAR MP Motorsport								
1	4:21.997	1:33.968	1:50.042	57.987	94.6	4:21.997	1	3:28.900	1:02.837	1:33.861	52.202	118.6	3:28.900		
2	5:35.972B	3:00.095	1:40.077	55.800	75.0	9:57.969	2	6:46.850B	4:29.466	1:29.343	48.041	62.0	10:15.750		
3	5:15.526B	2:54.788	1:33.141	47.597	79.9	15:13.495	3	4:07.699B	1:56.170	1:25.338	46.191	101.8	14:23.449		
4	3:04.447	49.176	1:29.143	46.128	136.7	18:17.942	4	8:46.783B	6:26.126	1:32.461	48.196	47.9	23:10.232		
5	2:55.790	46.502	1:26.735	42.553	143.4	21:13.732	5	3:12.669	51.477	1:31.998	49.194	130.9	26:22.901		
6	2:51.279	45.692	1:24.476	41.111	147.2	24:05.011	6	2:56.332	47.900	1:25.929	42.503	143.0	29:19.233		
7	2:46.331	44.640	1:22.474	39.217	151.6	26:51.342	7	2:52.055	45.679	1:25.086	41.290	146.5	32:11.288		
8	2:44.576	43.694	1:21.795	39.087	153.2	29:35.918	8	2:48.367	45.292	1:22.231	40.844	149.8	34:59.655		
9	2:45.454	45.409	1:21.226	38.819	152.4	32:21.372	9	2:43.927	44.623	1:19.469	39.835	153.8	37:43.582		
							10	2:46.607	47.224	1:19.390	39.993	151.3	40:30.189		



F4 Spanish Championship

6 Hours of Spa-Francorchamps

Free Practice 2

Sector Analysis

— Invalidated Lap ■ Personal Best ■ Session Best B Crossing the pit lane

Lap	Time	Sector 1	Sector 2	Sector 3	Kph	Elapsed	Lap	Time	Sector 1	Sector 2	Sector 3	Kph	Elapsed	
68	Branden LEE OXLEY GBR													
	Drivex School													
1	3:46.891	1:21.129	1:35.227	50.535	109.2	3:46.891								
2	13:38.599 B	...	1:35.875	46.408	30.8	17:25.490								
3	5:58.297 B	3:42.647	1:31.054	44.596	70.4	23:23.787								
4	2:58.361	46.245	1:28.311	43.805	141.4	26:22.148								
5	2:52.047	45.704	1:24.835	41.508	146.6	29:14.195								
6	2:49.495	44.881	1:22.895	41.719	148.8	32:03.690								
7	2:46.710	44.489	1:22.281	39.940	151.2	34:50.400								
8	2:46.448	44.089	1:22.246	40.113	151.5	37:36.848								
9	2:42.043	43.573	1:18.342	40.128	155.6	40:18.891								
75	Noam ABRAMCZYCK FRA													
	Drivex School													
1	4:01.364	1:34.882	1:37.368	49.114	102.6	4:01.364								
2	11:34.054 B	9:12.401	1:33.961	47.692	36.3	15:35.418								
3	3:20.435	50.190	1:43.929	46.316	125.8	18:55.853								
4	2:59.390	47.431	1:28.594	43.365	140.6	21:55.243								
5	2:56.228	46.353	1:27.511	42.364	143.1	24:51.471								
6	2:54.047	46.223	1:25.649	42.175	144.9	27:45.518								
7	2:52.023	46.066	1:24.992	40.965	146.6	30:37.541								
8	2:51.137	45.692	1:24.578	40.867	147.3	33:28.678								
9	2:47.323	45.770	1:21.272	40.281	150.7	36:16.001								
10	2:42.944	44.967	1:18.347	39.630	154.7	38:58.945								
11	2:41.212	44.940	1:16.582	39.690	156.4	41:40.157								
77	Noah DEGNBOL DNK													
	MP Motorsport													
1	3:22.695	56.384	1:34.397	51.914	122.2	3:22.695								
2	6:15.221 B	3:57.239	1:29.356	48.626	67.2	9:37.916								
3	4:22.147 B	2:15.176	1:23.416	43.555	96.2	14:00.063								
4	9:13.308 B	6:55.425	1:33.247	44.636	45.6	23:13.371								
5	2:56.060	47.107	1:27.346	41.607	143.2	26:09.431								
6	2:52.744	45.216	1:27.378	40.150	146.0	29:02.175								
7	2:48.344	44.486	1:24.237	39.621	149.8	31:50.519								
8	2:45.169	44.316	1:21.596	39.257	152.7	34:35.688								
9	2:42.177	43.860	1:19.664	38.653	155.5	37:17.865								
10	2:40.641	43.588	1:18.167	38.886	157.0	39:58.506								
11	2:37.659	43.720	1:15.471	38.468	159.9	42:36.165								